

The Network of Collaboration Among Rappers and its Community Structure

Reginald D. Smith

*Massachusetts Institute of Technology, Sloan School of Management, Building E52, 77 Massachusetts Avenue, Cambridge, MA 02139-4307
Bouchet-Franklin Research Institute, P.O. Box 360262, Decatur, GA 30036-0262

E-mail: rsmith@sloan.mit.edu

Abstract. The social network formed by the collaboration between rappers is studied using standard statistical techniques for analyzing complex networks. In addition, the community structure of the rap music community is analyzed using a new method that uses weighted edges to determine which connections are most important and revealing among all the communities. The results of this method as well as possible reasons for the structure of the rap music community are discussed.

PACS numbers: 89.75.Hc, 89.65.Ef, 87.23.Ge, 89.75.Hc

Over the last decade, there has been a revolution in our understanding of networks that permeate many aspects of our universe. Among the many networks studied have been the Internet[1], metabolic pathways[2], sexual contacts[3], instant messaging[4], scientific collaborations[5, 6], Congressional committees[7], and even comic book characters[8]. On a note related to this paper, the network of shared online personal music libraries also has network characteristics and can collectively define official (and unofficial) music genres [9]. What all of these networks exhibit is small world behavior, which is the behavior that the average shortest path between any two nodes in a network is extremely small compared to the size of the network. They also exhibit scale-free characteristics in their degree distributions that indicate power law scaling among the number of edge degree among nodes. The relevant characteristics and research regarding these networks is well covered in several review articles[10, 11, 12]. In this paper, the techniques used to analyze these networks will be applied to collaboration among rap artists. In addition, new methods of analyzing the community structure of networks will be introduced using the rap network as an example.

1. Hip-Hop Collaboration

Rap as a music form is a subset of a larger cultural force formally known as hip-hop. Rap artists are undoubtedly hip-hop's most visible (and financially lucrative) manifestation, however, the hip-hop community contains many other aspects including spoken word poetry, turntables, break dancing, and graffiti art. One of the most interesting aspects of hip-hop, particularly rap, is the amount of collaboration between individuals. In rap music, different artists belong to different record labels and groups like any other musical genre. However, rap distinguishes itself from many other music forms because there is frequent collaboration across group, music label, or regional boundaries on specific songs. It is not unusual for two rappers from different groups and labels to have cameo appearances on the songs on each other's CDs. Though the writer would not argue this makes rap superior to any other musical art forms, this aspect does make it unique except for a few other genres such as jazz whose collaboration network among early musicians is described in [13]. The nature of rap music collaboration is useful, however, not just because it is a network, but that it has a relatively well-defined and transparent community structure. Many networks have vague (or unknown to the researcher) community structures above the clique level. Rap music, however, has well defined communities. Rap could be broken into several layers of organization like those shown below

- (i) Individual rappers
- (ii) Groups/Supergroups (cliques)
- (iii) Music Labels
- (iv) Regional/Community affiliation

The individual rappers are the nodes in the network studied here and are self-explanatory. Groups and supergroups are common in rap. Supergroups are groups of rappers who rap as a group but also frequently release their own solo albums independent from the group (but usually on the same music label). Music Labels are the companies which contract the rappers and can contain hundreds of artists. Often there is frequent collaboration among rappers in music labels, however, it does

not mean that the music labels are cliques. Regional and community affiliation is probably the highest level of community. It refers to the loose knit status of being part of a "region" such as the Southern United States, the West Coast US (mostly California), the New York City area, or even countries in Europe. In addition, there are non-regional communities like "underground" rap which consists of rappers that are usually not signed to major record labels and are not widely released commercially. In regions/communities there is a great deal of collaboration, though much less than within a music label, that is nevertheless more tightly knit than the overall rap community (compare clustering coefficients in Tables 1 and 2).

2. Methodology

The main source for the data in this paper was the Internet website the Original Hip-Hop Lyrics Archive (www.ohhla.com) [14]. The hip-hop lyrics archive contains tens of thousands of fan submitted lyrics for rap songs in several languages. In addition, it has a standardized format on each song lyric where all artists in the song are listed on the first line of the lyrics text file. This fact made it easy to use a computer program to strip the names of rappers from each song for analysis of the collaboration network once the network was downloaded. Additional information was also provided by the huge music database at AllMusic (www.allmusic.com) [15] and from the rap news and information site AllHipHop (www.allhiphop.com) [16]. Analysis was complicated, however, by the fact that the data was far from "clean". Since individual fans submit the lyrics there are often incorrect or inconsistent spellings of the names of rap artists or groups. Many rap artists also have multiple pseudonyms. This made any real analysis impossible without standardizing the names. Unfortunately, this was an extremely tedious process. There were several main techniques used to clean the data. One of the most important was the use of a fuzzy search algorithm to match similarly spelled artists. I used the Python programming language module "agrepy" [17] by Michael Wise which is a Python port of the popular UNIX fuzzy search algorithm 'agrep'. Using this algorithm I was able to find similar misspellings. Using the search results, correct spellings from AllMusic and Ohhla.com, and my own knowledge I was able to correct inconsistent misspellings and standardize the spellings of the vast majority of the rappers and groups. Even after the data was standardized another problem arose that many rappers, especially those in supergroups, frequently collaborated solo with other rappers. This was an issue in accurately representing the network since in one song they would be credited only as the group and in another song they would be credited as an individual. In order, to disambiguate the results I used all three websites and personal knowledge to write down an extensive list of rap groups. Then, using the data from the web sites I recorded in a separate file the artist members of each group. In the final file, I replaced all group names with the names of the individual artists. A final issue is that some of the artists in the network are not purely rappers. Many rappers have collaborated with other artists from R&B, funk, pop, rock, and other genres and they were also included in the network since it would be difficult to disambiguate them. I will argue these major data cleanings, and many more minor ones, were extremely extensive though I cannot claim they are completely comprehensive. The major players in the network are all represented, however, some groups and artists had little data available on them and were left as originally entered. It is my contention, however, that the network reflects the actual rap collaboration network very accurately. The song data analyzed in this paper represents the network

as of June 15, 2005 when the source files were downloaded.

3. Network Analysis

Table 1. Basic Networks Statistics and Comparable Undirected Networks. n is the number of nodes in the network, M is the number of undirected edges, z is the average degree per node, $\bar{\ell}$ is the average shortest path between any two nodes, C_1 and C_2 are two measures for the clustering coefficient. r is the degree correlation coefficient and α is the power-law scaling exponent. All comparable numbers are from [10] except the jazz musicians [13] and Brazilian popular music [18]. Original papers for actors are [19, 20] and company directors are [21, 22]

Network	n	M	z	$\bar{\ell}$	C_1	$\overline{C_2}$	r	α
Rappers	5533	57972	20.95	3.9	0.18	0.48	0.06	3.5
Movie Actors	449913	25516482	113.43	3.48	0.2	0.78	0.208	2.3
Board Directors	7673	55392	14.44	4.6	0.59	0.88	0.276	–
Jazz Mu- sicians	1275	38326	60.3	2.79	0.33	0.89	0.05	–
Brazilian Pop Music	5834	507005	173.8	2.3	–	0.84	–	2.57

The rap collaboration network studied contained 6,552 rappers and groups and over 30,000 songs that yielded 57,972 distinct edges. Of these rappers, only 5,533 had at least one edge. The others had no collaborations or were groups who were removed from the file and replaced by their members. The rap collaboration network, like almost all social networks, is considered to contain undirected edges. The basic network analysis results are summarized in Table 1. First, and most importantly, the rap music collaboration network exhibits small-world character with an average shortest path $\bar{\ell}$ of 3.9. The network has a moderately high average clustering coefficients[10], C_1 which is 0.18 and calculated for the entire network using the equation

$$C_1 = \frac{3 \times \text{number of triangles in the network}}{\text{number of connected triples of vertices}} \tag{1}$$

where a connected triple is a single vertex with edges running to an unordered pair of others. The $\overline{C_2}$, of 0.48 calculated by finding the $\overline{C_2}$ over all nodes where for each node C_2 is calculated by

$$C_2 = \frac{\text{number of triangles connected to vertex } i}{\text{number of triples centered on vertex } i} \tag{2}$$

31.8% of the nodes have a C_2 of 1. These two metrics identify rappers as members of a small-world community. The scaling exponent, α , is high at 3.5 and was calculated using the equation for a scaling exponent from [23]:

$$\alpha = 1 + n \left[\sum_{i=1}^n \ln \frac{x_i}{x_{min}} \right]^{-1} \tag{3}$$

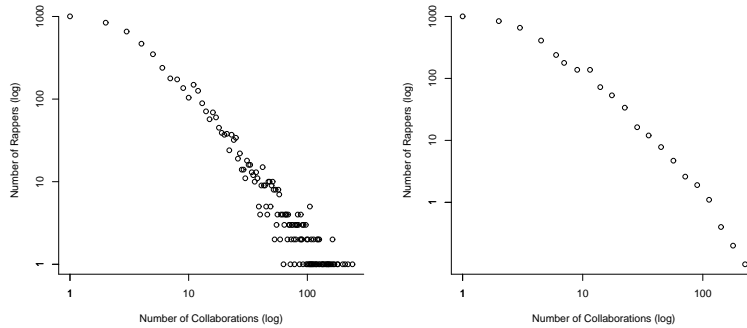


Figure 1. Log-log degree distribution of the number of rappers vs. the number of independent collaborators. The left plot is the plot of all data points. The right Log-log plot was created using log binning where the size of the bins grew exponentially (according to base 10). The average number of rappers was calculated for each bin and plotted at the geometric mean of the values in each bin.

where x_i is the degree of node i and the x_{min} is the smallest node degree over which scaling behavior occurs. In this paper x_{min} used was 6.

3.1. Assortative Mixing

One of the most interesting results from basic network analysis is the assortativity of the network as measured by the degree correlation coefficient, r . Though r is positive like almost all other social networks, it has a very low value that would make the network seem ambiguously assortative since r has a value close to zero. A r of near zero signifies that high degree nodes do not have a disproportionately large preference for either high-degree or low-degree node neighbors. This is in stark contrast to most social networks which show a substantial amount of assortative mixing with larger, positive values of r . Why do high degree nodes (both well-connected and popular rappers) not have an affinity for each other in the rap network unlike other social networks?

My first theory was the geographic regionalization of the rap community. Rap music tends to be very regionalized and collaborations often reflect this. The main regions of rap music in the US can be divided into roughly five areas:

- (i) East Coast (most prominently New York and Philadelphia)
- (ii) West Coast (California)
- (iii) Southeast (Atlanta, southern Florida, and adjacent areas, unfortunately often referred to as the Dirty South)
- (iv) Gulf Coast (most prominently New Orleans, Houston, and to a lesser extent, Memphis)
- (v) Midwest (spanning Chicago, St. Louis, Detroit, Cleveland, and other Midwest urban areas).

When rappers collaborate outside of their group or record label, it is usually with other rappers in their geographic area. There are exceptions but collaboration is very

Table 2. Regional Degree Correlation Coefficients in Four Regions. Midwest not included because of small size (n=12)

Region	n	M	r	C_1	C_2
Top 250	250	7438	0.037	0.31	0.38
East Coast	135	3054	-0.01	0.37	0.43
West Coast	47	690	-0.03	0.52	0.58
Gulf Coast	36	386	0.211	0.70	0.70
Southeast	20	130	-0.12	0.49	0.52

regional. Therefore, I tried measuring the degree correlation coefficient among the top 250 rappers as a whole as well as the coefficient among the regional groupings of the rappers in this top 250. The results in Table 2 demonstrate that apart from the Gulf Coast region, none of the regions demonstrate assortative mixing among the top regional players. Therefore, the lack of assortative mixing occurs at many levels. The reasons for no assortative mixing are likely many and complex. First of all, unlike many social networks, rappers must be understood in the context that they are often market players competing with each other for album sales. Outside of their mutually sustaining groups and record labels, there may actually be a disincentive to the free collaboration among popular artists. One does not want to help the record sales of his or her rival. Another factor limiting assortative mixing is regional rivalries. This especially reached its peak in the mid 1990s during the infamous East Coast and West Coast feud centered between the rival record labels Death Row Records, with artists like Snoop Dogg and 2Pac, centered in Los Angeles and Bad Boy Records, with artists such as Puff Daddy, Notorious B.I.G., and Ma\$e, centered in New York City. This feud is believed to have helped fuel the climate that led to the tragic deaths of 2Pac and Notorious B.I.G. Smaller feuds such as this one can prevent many popular rappers from collaborating, even if they could benefit from such collaboration. Second, many popular rappers may feel it more advantageous to support less popular rappers in order to help them obtain exposure (especially if they are in the same label). New rap acts often feature prominent names on their most popular singles and first albums in order to help attract listeners unfamiliar with them or their style. Finally, geographic distance often reflects different social networks and venues which fuel collaboration. Though this effect cannot be thought of as explanatory as demonstrated in Table 2, it is a limiting factor on rap collaborations. Whatever the factors, they may be similar in effect to those affecting collaboration in early jazz since the degree correlation coefficients of the rap and jazz networks are so similar. In [13] it was also shown that assortative mixing was barely present in relationships between jazz musicians. Racial segregation was mentioned as important factor that shaped the network and may have played a part in limiting assortativity similar to those postulated in rap.

3.2. Most Connected Rappers

A landmark paper by Newman [5, 6] studied scientific co-authorship networks and attempted to tackle the ambitious question of who is the most connected scientist. Following part of his methodology, Tables 3 and 4 attempts to summarize the Top 50 most connected rappers based on two different metrics: first the betweenness metric which measures the proportion of shortest paths in the network that pass through a rapper and second the total degrees of each rapper which represents the number of

different collaborations. Both methods show a large agreement in their results. First of all, Snoop Dogg is claimed by both methods to be the most connected rapper. This is likely since Snoop has collaborated with a huge number of artists and based himself out of both Los Angeles and New Orleans mixing with several prominent rap networks. What causes a rapper to become well connected? In order understand this relationship better I looked at both album sales and the year of the first major release by the artist to try to find correlations. The record sale index was calculated using data from the Recording Industry Association of America (RIAA) website that has a database on the number of Gold and Platinum albums a rapper has won. A Gold album is a sale of 500,000 records. A Platinum album is a sale of 1 million records with double Platinum being 2 million, etc. The index equation was

$$I = 2 \sum_i f(P_i) + G \quad (4)$$

Where G is the number of Gold albums an artist has won (if Gold is the highest designation for an album) and $f(P)$ is the coefficient of each Platinum album. For a single Platinum album the coefficient is 1, for a double Platinum album it is 2, etc. The sum indicates that the relevant value for the index is the sum of the coefficients for all (multi)platinum records an artist has sold. So if an artist has recorded 2 single Platinum and 1 triple Platinum albums $\sum_i f(P_i)$ is 5. Unfortunately, there was zero correlation between either the betweenness score or the node degree of a rapper and the record sales index. There was also no discernable correlation with the starting year for a rapper and the two metrics. Therefore, the connected status of a rapper, like assortativity, likely does not have a single simple explanation. The variables influencing how connected a rapper is can include perceptions of talent, social stature and reputation, and even personal preference. For an example, Dr. Dre and Snoop Dogg are both prominent West Coast rappers. Dr. Dre only has a node degree of 105 compared to Snoop's 240 despite having a higher record index score and the same regional roots. This is reflected for several reasons including Dr. Dre has gone more into producing artists like Eminem than rapping and typically has not collaborated as prolifically as Snoop over the years.

The complex nature of collaboration may also explain the high α of 3.5. Since only a few versatile rappers have a high degree, the degree distribution drops off more sharply than in networks with less complex forms of preferential attachment. One interesting note, however, is though the year a rapper began rapping does not determine their rank, there is a clear trend ($R^2 = 0.55$ t-stat = 7.7) that the average number of new collaborators per year, calculated by dividing the degree by the number of years since the debut, is steadily increasing. So it seems newer rappers are more apt to collaborate than older ones. Perhaps this is connected to the increasing commercial prominence and rapid growth of rap over the late 1990s.

3.3. Community Structure

Early in the paper, a rough outline of the community hierarchical structure of rap music was given. Though this rap network can be readily apparent to rap fans or critics, it can be difficult to extract community boundaries using automatic algorithms. Many graph finding algorithms such as the fast modularity community structure algorithm[24] and the clique percolation method[25] tend to either only correctly assign groups (cliques) or overestimate the size of larger groupings (groups or geographical

regions). The clique percolation method identifies groups and sometimes identifies geographical regions correctly but has trouble focusing on identifying music labels. The fast modularity community structure algorithm only can recognize some of the small and peripheral rap groups. In order to clarify different levels of group structure it can be advantageous to not just analyze the topology of the network but the types of interactions among its participants. In particular, the data allowed not only the identification of edges in the network, but also the frequency which a certain edge (collaboration) occurred.

In order to take advantage of the frequencies of collaboration, they can be used to accentuate the differences between frequent collaboration partners and more casual ones. In particular the following algorithm was used to generate a new network from the data:

- (i) Create a weighted adjacency matrix of edges where the weight of an edge is the number of times a given collaboration occurs in the data set.
- (ii) Determine the value of the highest weighted edge for every node
- (iii) Use the following equation to "mark" edges corresponding to each node if they don't meet the following criteria
$$[\text{Edge Weight}]^2 \geq X\%[\text{Max Edge Weight for Node}]^2$$
- (iv) If an edge is marked by both of the nodes it is connected to, remove the edge from the network (set both entries in the adjacency matrix to 0).
- (v) Generate the new edge list for the network

In the previous equation, X represents a percentage from 0-100 chosen in order to extract certain given features of the network. Step 3 uses a squaring of the edge weights in order to create a large enough disparity (especially if edges on a node have low weights) that allows us to extract the most important edges. Step 4 is to assure we do not generate a directed edge since it is possible for an edge to be marked by one of its nodes but the other. The new network created is accentuated by only the most important connections for each node being retained which throws much of the community structure in sharper relief. Around $X=10$ most of the music label and community affiliation is visible. At $X=50$ and higher there is a clear separation of music labels and communities from larger geographical affiliation. The red edges in Figure 2 show the results of applying the edge disparity algorithm at $X=50$ and then applying the clique percolation method, for the union of adjacent k -cliques where $k=3$ and centered at the RZA, a member of the supergroup known as the Wu-Tang Clan. After the two algorithms are applied, the network is limited almost to only to the Wu-Tang Clan and its affiliate rappers. In Figures 3-6, the Wu-Tang clan and its affiliate rappers are shown, but so are their hundreds of neighbors. The differences in the network for $X=10, 50, \& 90$ is shown to demonstrate how the edge disparity algorithm accentuates the most important relationships. The relationships in Figure 2 also reflect deeper relationships in the Wu-Tang community. For example, Raekwon "discovered" LA the Darkman and collaborated most with him and the reduced network shows this relationship extremely clearly. The fast modularity community algorithm also has greater success with the refined network separating not only smaller rap affiliations but several major ones as well as some underground and Christian rap communities. It should be noted that the edge disparity algorithm alone does not find communities but should be used as a tool to refine networks with weighted collaborations for analysis with other community identification algorithms.

4. Discussion

The network of collaboration among rappers in songs is a small world network which follows different rules of organization than typical social networks. One of the current questions regarding the nature of networks is the origin of assortative or disassortative mixing in networks. The preponderance of evidence points to social networks as largely being assortative while natural networks being large disassortative. Whether there is an inherent sociological mechanism that causes this disparity is still a matter of debate, the rap network allows us to recognize that under some constraints or organization, the assortative mixing aspect of social networks can be more muted. Given the regional and affiliate nature of rap collaboration, perhaps it is better to interpret the rap collaboration network as a union of smaller networks based off of other types of affiliations that are not readily apparent. The rap collaboration network may also be the "shadow" of another network which includes rappers, producers, turntablists, and other members of the music scene whose interaction forms a more traditional social network and is incompletely recognized by solely looking at rap collaborations in commercial albums. In fact, many informal and non-commercial song collaborations are not covered by the song lyrics database at ohhla.com.

The community structure of rap also supports the assertion of many [6, 26, 27, 28] that community structure in networks should use weighted edges instead of just a binary edge topology. Many algorithms are designed to search out community structure in networks based only on topological criteria giving equal weight to all edges. Although this can provide much insight into network structure, it is likely that community structure is not most clearly defined by relationships alone. Even when factors are taken into account to remove edges from the network, they are often based on the relationship between that edge and some topological criterion. At the single node level, all edges are assumed to be just as important. Rap is another example that shows this may not always be the case. Heavily used associations can give more illumination to the characteristics of communities than rarely uses associations. In rap music, the level of collaboration between two artists can help elucidate their actual community connections. Similar factors may elucidate community connections in other social networks. For example, in electronic communication networks such as email and instant messenger, perhaps taking into account the number of emails/messages or the byte size of data exchanged among an edge over a fixed period can help show which relationships are more important and which are more trivial. By using weighted edges and interaction dynamics, as well as, topological considerations, it is likely that the nature and structure of communities will become much clearer.

Table 3. Top 50 Most Connected Rappers by Betweenness and Corresponding Sales Index

Artist	Betweenness(*10 ⁶)	Sales Index
Snoop Dogg	29962	27
Kurupt	28634	5
2Pac	21993	41
Busta Rhymes	21302	12
Guru	19670	2
Lil' Flip	16496	4
Fat Joe	16318	3
Method Man	16273	20
Master P	15567	27
Ol' Dirty Bastard	15036	15
KRS-One	14680	2
RZA	14604	14
Redman	14373	9
Jay-Z	14339	35
Ghostface Killah	14134	16
Nas	14122	13
Xzibit	13236	4
Scarface	12720	13
Twista	12407	3
Yukmouth	12104	2
Killah Priest	12089	0
E-40	12039	5
Funkmaster Flex	11637	4
Talib Kweli	11201	0
Too \$hort	10584	21
Daz Dillinger	10544	3
Raekwon	10380	15
Z-Ro	10293	0
Missy Elliott	10286	12
Havoc	10025	5
Prodigy	9790	6
Ice-T	9687	5
Wyclef	9467	18
Kool G Rap	9370	0
Puff Daddy	9253	15
Eminem	9234	50
Nelly	9158	42
Jermaine Dupri	9145	2
Ice Cube	8957	31
Warren G	8784	8
Kool Keith	8525	0
Ras Kass	8480	0
Q-Tip	8461	1
Big Daddy Kane	8332	2
Juvenile	7859	15
Bun B	7859	0
Brotha Lynch Hung	7653	0
MC Eiht	7563	1
DMX	7473	23
Lil' Kim	7306	8

Table 4. Top 50 Most Connected Rappers by Degree and Corresponding Sales Index and First Album Year

Artist	Degree	Sales Index	First Album Year
Snoop Dogg	240	27	1994
Busta Rhymes	220	12	1996
Method Man	208	20	1994
Kurupt	199	5	1995
2Pac	181	41	1993
Redman	179	9	1993
Ol' Dirty Bastard	169	15	1994
Master P	165	27	1996
Funkmaster Flex	163	4	1997
Nas	163	13	1996
Jay-Z	160	35	1996
Ghostface Killah	156	16	1994
Raekwon	152	15	1994
Fat Joe	151	3	1998
Guru	149	2	1998
Puff Daddy	146	15	1997
RZA	145	14	1994
Missy Elliott	141	12	1997
Jermaine Dupri	137	2	1998
Twista	135	3	1999
Prodigy	134	6	1993
KRS-One	132	2	1997
Xzibit	127	4	2001
E-40	126	5	1995
Scarface	126	13	1993
Havoc	125	5	1993
Lil' Kim	123	8	1997
Yukmouth	123	2	1995
Daz Dillinger	121	3	1995
Too \$hort	121	21	1989
Killah Priest	120	0	1998
Silkk the Shocker	119	8	1997
DMX	117	23	1998
Eminem	114	50	1999
Common	113	1	1992
Jadakiss	113	2	2001
Noreaga	112	2	1998
Foxy Brown	110	5	1996
Q-Tip	109	1	1999
Big Punisher	108	3	1998
Nate Dogg	108	0	1997
Wyclef	107	18	1996
Ludacris	106	18	2000
Ice Cube	105	31	1989
Kool G Rap	105	0	1995
Lil' Flip	105	4	2002
Lil' Jon	105	9	1997
Talib Kweli	105	0	1998
Ma\$e	104	10	1997
Z-Ro	103	0	1998

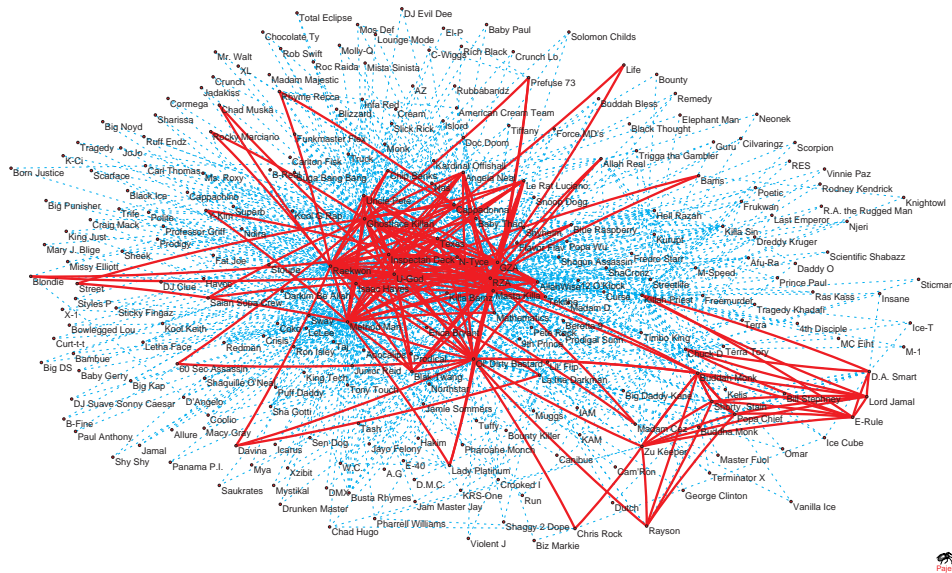


Figure 2. A collection of adjacent $k=3$ k -cliques centering on the rapper RZA found using the clique percolation method after the weighted edge disparity algorithm is run for $X = 50$. The community has red edges and sits over the network of all neighbors of the nodes in the community. All of the rappers with several exceptions such as Chuck D, Isaac Hayes, and Chris Rock are directly or indirectly affiliated with the Wu-Tang supergroup and their music labels. The highly clustered rappers in the middle of the diagram are the core members of the original Wu-Tang Clan group (GZA, RZA, Ol' Dirty Bastard, Method Man, Raekwon, Ghostface Killah, Inspectah Deck, Masta Killa, U-God). Plotted with Kamada-Kawai graphing algorithm.

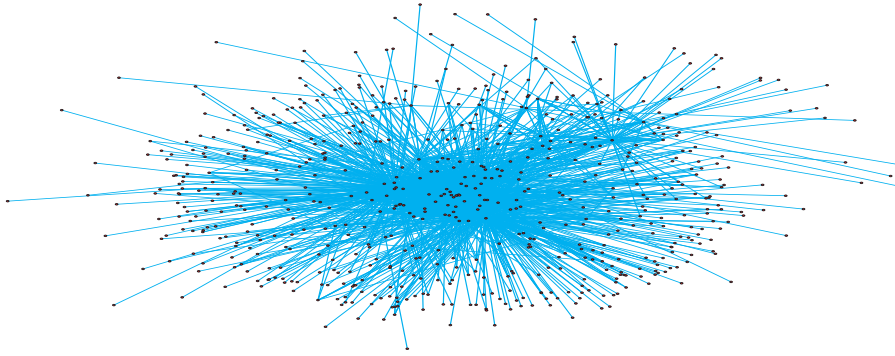


Figure 3. Wu Tang Clan and their neighbors. Plotted with Kamada-Kawai graphing algorithm.

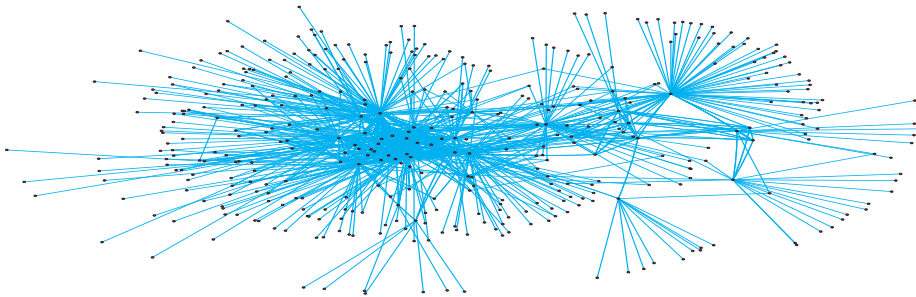


Figure 4. Wu Tang Clan and neighbors with edge disparity algorithm applied for $X=10$. Plotted with Kamada-Kawai graphing algorithm.




Figure 5. Wu Tang Clan and neighbors with edge disparity algorithm applied for $X=50$. Plotted with Kamada-Kawai graphing algorithm.

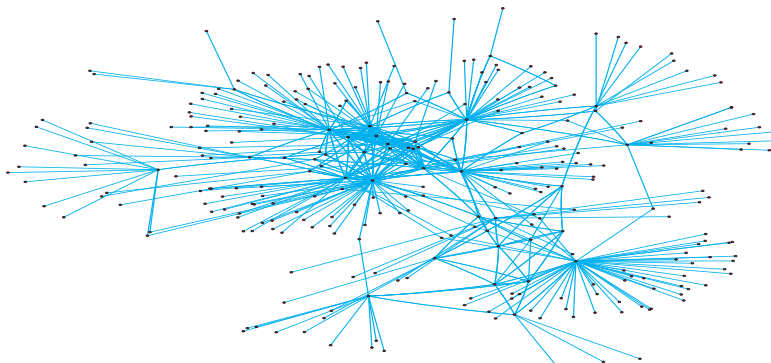


Figure 6. Wu Tang Clan and neighbors with edge disparity algorithm applied for $X=90$. Plotted with Kamada-Kawai graphing algorithm.

5. Acknowledgements

The author would like to thank Mark Newman for his helpful time and comments regarding this paper. The author would also like to thank Steve "Flash" Juon, the webmaster of the Original Hip-Hop Lyrics Archive, for his advice on the nature of rap music collaboration as well as Cameron Wadley for opinions regarding the accuracy of the rapper connectedness rankings. The author would also like to acknowledge the use of Pajek for network analysis, Agrepy for fuzzy logic searching to clean up the data, and the programs for the fast modularity community finding algorithm and CFinder for community analysis.

- [1] Faloutsos, M., Faloutsos, P., and Faloutsos, C., *Computer Communications Review* **29**, 251262 (1999)
- [2] Jeong, H., Tombor, B., Albert, R., Oltvai, Z. N., and Barabási, A.-L., *Nature* **407**, 651654 (2000)
- [3] Liljeros, F., Edling, C. R., Amaral, L. A. N., Stanley, H. E., and Aberg, Y., *Nature* **411**, 907-908 (2001)
- [4] Smith, RD cond-mat/0206378
- [5] Newman, MEJ., *Phys. Rev. E* **64**,016131 (2001)
- [6] Newman, MEJ., *Phys. Rev. E* **64**,016132 (2001)
- [7] Porter MA, Mucha PJ, Newman MEJ, Warmbrand CM *Proc. Natl. Acad. Sci. USA* **102**: 7057 (2005)
- [8] R. Alberich, J. Miro-Julia, F. Rossello, cond-mat/0202174 (2002)
- [9] R. Lambiotte and M. Ausloos *Phys. Rev. E* **72**, 66107 (2005)
- [10] Newman, MEJ *Siam Rev.* **45**: 167-256 (2003)
- [11] Dorogovtsev SN, Mendes JFF *Adv. Phys.* **51**: 1079-1187 (2002)
- [12] Barabási, A.L. and Albert, R, *Rev. Mod. Phys.* **74**, 47, (2002)
- [13] P. Gleiser and L. Danon, *Adv. Complex Syst.* **6**, 565 (2003)
- [14] The Original Hip-Hop Lyrics Archive www.ohhla.com
- [15] AllMusic.com www.allmusic.com
- [16] AllHipHop - Hip Hop news and views site www.allhiphop.com
- [17] Agrepy - Port to Python of fuzzy logic searcher agrep www.bio.cam.ac.uk/~mw263/pyagrep.html
- [18] Silva DDE, Soares MM, Henriques MVC, et al, *Physica A* **332**, 559 (2004)
- [19] Amaral, L.A.N., Scala, A., Barthélémy, M., and Stanley, H.E., *Proc. Nat. Acad. Sci. USA* **97**, 11149, (2000)
- [20] Watts, D. J. and Strogatz, S. H., *Nature* **393**, 440442 (1998)
- [21] Gerald F. Davis, Mina Yoo, and Wayne E. Baker, *Strategic Organization* **1**, 301 (2003)
- [22] Newman, M. E. J., Strogatz, S. H., and Watts, D. J., *Phys. Rev. E* **64**, 026118 (2001)
- [23] Newman, MEJ *Contemp. Phys.*, **46**, 323 (2005)
- [24] A. Clauset, M.E.J. Newman and C. Moore, *Phys. Rev. E* **70**, 066111 (2004)
- [25] Palla G, Derenyi I, Farkas I, Vicsek T., *Nature*, **435**, 814-818 (2005)
- [26] Newman, MEJ *Phys. Rev. E* **70**, 056131 (2004)
- [27] Yook, S.H., Jeong, H. and Barabási, A.L. *Phys. Rev. Lett.*, **86** 5835 (2001)
- [28] Barrat, A., Barthélémy, M., Pastor-Satorras, R., and Vespignani, A. *Proc. Natl. Acad. Sci.* **101**, 3747 (2004)