

Bidding process in online auctions and winning strategy: rate equation approach

I. Yang and B. Kahng

School of Physics and Center for Theoretical Physics, Seoul National University, Seoul 151-747, Korea

(Dated: February 7, 2022)

Online auctions have expanded rapidly over the last decade and have become a fascinating new type of business or commercial transaction in this digital era. Here we introduce a master equation for the bidding process that takes place in online auctions. We find that the number of distinct bidders who bid k times, called the k -frequent bidder, up to the t -th bidding progresses as $n_k(t) \sim tk^{-2.4}$. The successfully transmitted bidding rate by the k -frequent bidder is obtained as $q_k(t) \sim k^{-1.4}$, independent of t for large t . This theoretical prediction is in agreement with empirical data. These results imply that bidding at the last moment is a rational and effective strategy to win in an eBay auction.

PACS numbers: 89.75.-k, 89.75.Da, 89.65.-s, 89.65.Gh

Electronic commerce (e-commerce) refers to any type of business or commercial transaction that involves information transfer across the Internet. As a formation of e-commerce, the online auction, i.e., the auction via the Internet [1], has expanded rapidly over the last decade and has become a fascinating new type of business or commercial transaction in this digital era. Online auction technology has several benefits compared with traditional auctions. Traditional auctions require the simultaneous participation of all bidders or agents at the same location; these limitations do not exist in online auction systems. Owing to this convenience, “eBay.com,” the largest online auction site, boasts over 40 million registered consumers and has experienced rapid revenue growth in recent years.

Interestingly, the activities arising in online auctions generated by individual agents proceed in a self-organized manner [2, 3, 4, 5, 6, 7]. For example, the total number of bids placed in a single item or category and the bid frequency submitted by each agent follow power-law distributions [8]. These power-law behaviors [9, 10, 11] are rooted in the fact that an agent who makes frequent bids up to a certain time is more likely to bid in the next time interval. This pattern is theoretically analogous to the process that is often referred to as preferential attachment, which is responsible for the emergence of scaling in complex networks [12]. This is reminiscent of the mechanism of generating the Zipf law [10, 13]. The accumulated data of a detailed bidding process enable us to quantitatively characterize the dynamic process. In this paper, we describe a master equation for the bidding process. The master-equation approach is useful to capture the dynamics of the online bidding process because it takes into account the effect of openness and the non-equilibrium nature of the auction. This model is in contrast to the existing equilibrium approach [14, 15] in which there is a fixed number of bidders. The equilibrium approach is relevant to traditional auctions; however, it is unrealistic to apply this approach to Internet auctions. The power-law behavior of the bidding frequency submitted by individual agents can be reproduced from the master equation. Moreover, we consider the probability of an agent who has bidden k times, called the k -frequent bidder, becoming the final winner. We conclude that the winner is likely to be the one who bids at the last moment but who placed infrequent bids in the past.

Our study is based on empirical data collected from two different sources [8]. The first dataset was downloaded from the web, <http://www.eBay.com>, and is composed of all the auctions that closed in a single day. The data include 264,073 auctioned items, grouped into 194 subcategories. The dataset allows us to identify 384,058 distinct agents via their unique user IDs. To verify the validity of our findings in different markets and time spans, the second dataset was accumulated over a period of one year from eBay’s Korean partner, auction.co.kr. The dataset comprised 215,852 agents that bid on 287,018 articles in 355 lowest categories.

An auction is a public sale in which property or items of merchandise are sold to the bidder who proposes the highest price. Typically, most online auction companies adopt the approach of English auction, in which an article or item is initially offered at a low price that is progressively raised until a transaction is made. Both “eBay.com” and “auction.co.kr” adopt this rule and many bidders submit multiple bids in the course of the auction. An agent is not allowed to place two or more bids in direct succession. It is important to notice that the eBay auction has a fixed end time: It typically ends a week after the auction begins, at the same time of day to the second. The winner is the latest agent to bid within this period. In such an auction that has a fixed deadline, bidding that takes place very close to the deadline does not give other bidders sufficient time to respond. In this case, a sniper—the last moment bidder—might win the auction, while the bid that follows has a substantial probability of not being transmitted successfully. While such a bidding pattern is well known empirically, no quantitative analysis has been performed on it as yet. In this study we analyze this issue through the rate equation approach.

To characterize the dynamic process, we first introduce several quantities for each item or article as follows:

- (i) When a bid is successfully transmitted, time t increases by one.
- (ii) Terminal time T is the time at which an auction ends. Thus, the index of bids runs from $i = 1$ to T .
- (iii) $N(t)$ is the number of distinct bidders who successfully bid at least once up to time t . Thus, the index of bidders (or agent) runs from $i = 1$ to $N(t)$.

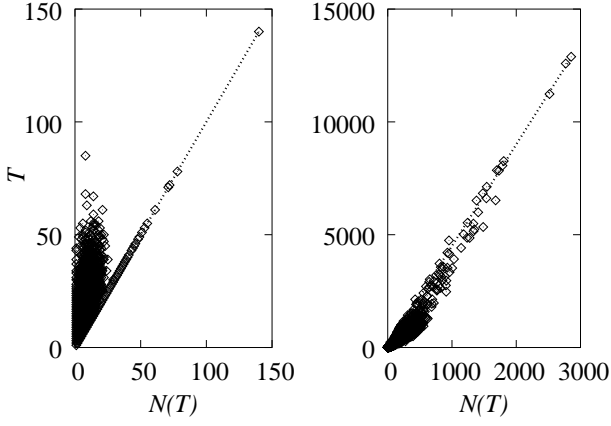


FIG. 1: Plot of T versus $N(T)$ for the eBay.com (a) and the Korean auction (b). The dotted line has a slope of 1 both in (a) and 4.5 in (b).

- (iv) $k_i(t)$ is the number of successful bids transmitted by an agent i up to time t .
- (v) $n_k(t)$ is the number of bidders with frequency k up to time t .

From the above, we obtain the relations

$$N(t) = \sum_k n_k(t) \quad (1)$$

and

$$t = \sum_k kn_k(t) \quad (2)$$

for any time t including the terminal time T .

It is numerically found that T is linearly proportional to $N(T)$, that is, $T \propto N(T)$. The average value of the proportional coefficient a for different items or articles listed in eBay is estimated to be $a \approx 1$ when the total number of bidders $N(T)$ exceeds 20. However, when the number of bidders is lower, the proportional coefficient is very large, as shown in Fig. 1. For the Korean auction, $a \approx 4.5$, regardless of the number of bidders. On the other hand, the bidding frequencies and the number of bidders for each article are not uniform. Their distributions, denoted as $P_f(T)$ and $P_n(N)$, respectively, follow the exponential functions $P_f(T) \sim \exp(-T/T_c)$ and $P_n(N) \sim \exp(-N/N_c)$, respectively, where $T_c \approx 7.4$ and 10.8 for the eBay and Korean auctions, respectively, and $N_c \approx 2.5$ and 5.6 for the eBay and Korean auction, respectively (Fig.2).

We introduce the master equation for the bidding process as

$$n_k(t+1) - n_k(t) = w_{k-1}(t)n_{k-1}(t) - w_k(t)n_k(t) + \delta_{k,1}u_t, \quad (3)$$

where $w_k(t)$ is the transition probability that a bidder, who has bid $k-1$ times up to time $t-2$, bids at time t . In this case, the total bid frequency of that agent up to time t becomes k . Note that a bidder is not allowed to bid successively. In the master equation, we presume that the bidding pattern is similar over different items when $N(T)$ is sufficiently large. Then, $w_k(t)$

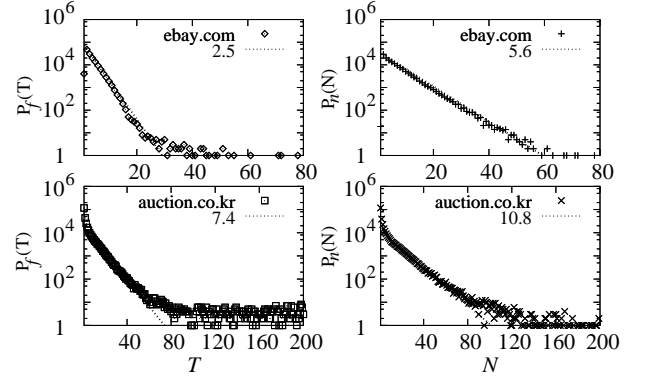


FIG. 2: Plot of $P_f(T)$ versus T in (a) and (c), and $P_n(N)$ versus N in (b) and (d) for the eBay (a) and (b) and Korean auction (c) and (d) in semi-logarithmic scale. The dotted lines have slopes of 2.5 in (a), 5.6 in (b), 7.4 in (c), and 10.8 in (d).

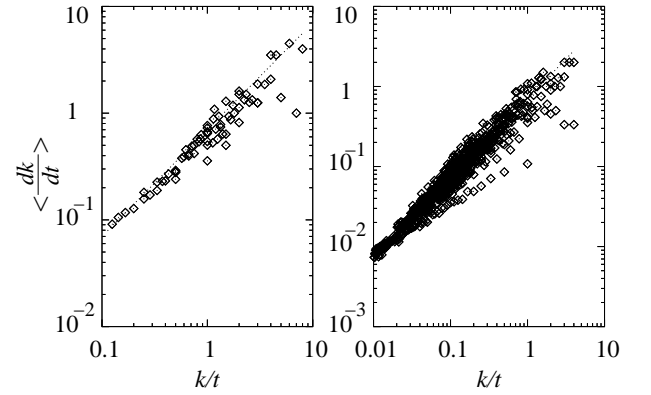


FIG. 3: Plot of $\langle dk/dt \rangle$ versus k/t for the eBay (a) and for the Korean auction (b). The dotted lines obtained by the least square fit in the range $[0.1:1]$ (a) and $[0.01:1]$ (b), respectively, fit to the formula, $\approx 0.7k/t$.

may be written as $w_k(t) \approx \langle dk/dt \rangle$ on average over different items. Empirically, we find that

$$w_k(t) \approx \langle dk/dt \rangle \approx bk/t, \quad (4)$$

where b is estimated to be $b \approx 0.7$ for both the eBay and Korean auctions (Fig. 3). The fact that $w_k \propto k$ is reminiscent of the preferential attachment rule in the growing model of the complex network [12]. u_t is the probability that a new bidder makes a bid at time t . Using the property that $\sum_k n_k(t) = N(t)$, we obtain

$$u_t = N(t+1) - N(t). \quad (5)$$

Next we then change the discrete equation, Eq. (3), to a continuous equation as follows:

$$\frac{\partial n_k(t)}{\partial t} = -\frac{\partial}{\partial k} (w_k(t)n_k(t)) + \delta_{k,1}u_t, \quad (6)$$

which can be rewritten as

$$\frac{\partial n_k(t)}{\partial t} = -\frac{b}{t} \frac{\partial}{\partial k} (kn_k(t)) + \delta_{k,1}u_t. \quad (7)$$

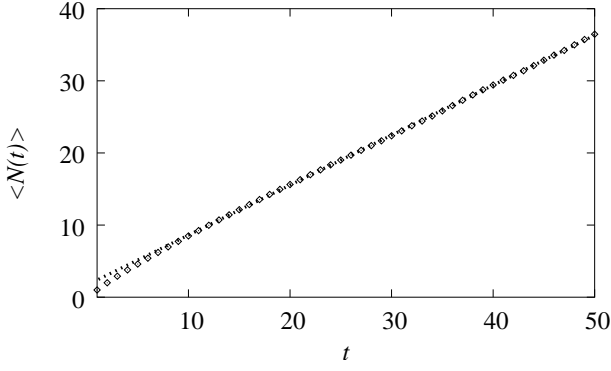


FIG. 4: Plot of $\langle N(t) \rangle$ versus t , on average over different items for the eBay data. The straight line has a slope of 0.7 obtained from the least square fit.

When $k > 1$, we use the method of separation of variables, $n_k(t) = I(k)T(t)$, thus obtaining

$$\frac{\partial}{\partial k}(kI(k)) + \ell I(k) = 0, \quad (8)$$

where ℓ is a constant of separation, and

$$\frac{\partial T(t)}{\partial t} = \frac{b\ell}{t}T(t). \quad (9)$$

Thus, we obtain

$$n_k(t) \sim t^{b\ell} k^{-(1+\ell)}. \quad (10)$$

When $k = 1$,

$$\frac{\partial n_1(t)}{\partial t} = -\frac{b}{t}n_1(t) + u_t. \quad (11)$$

Next from the fact that $N = \sum_k n_k$, we obtain

$$\begin{aligned} \frac{\partial N}{\partial t} &= \sum_{k>1} \frac{\partial n_k}{\partial t} + \frac{\partial n_1}{\partial t} \\ &= \sum_{k>1} -\frac{b}{t} \frac{\partial}{\partial k} (kn_k) - \frac{b}{t} n_1 + \frac{\partial N}{\partial t} \\ &= \frac{b\ell}{t} (N - n_1) - \frac{b}{t} n_1 + \frac{\partial N}{\partial t}. \end{aligned}$$

Therefore, we obtain $N(t) = (1 + 1/\ell)n_1(t)$ and $n_1(t) \sim t^{b\ell}$ by using Eq. (11). Note that $N(t) < t$, and the linear relationship holds asymptotically. The linear relationship breaks down for small t . From the empirical data, Fig. 4, we find that $\ell b \approx 1$. Since $b \approx 0.7$ in Fig. 3, we obtain $\ell \approx 1/b \approx 1.4$. Therefore,

$$n_k(t) \sim tk^{-2.4} \quad (12)$$

for large t , which fits reasonably with the numerical data shown in Fig.5.

In eBay auctions, the winner is the last bidder in the bidding sequence. Now, we trace the bidding activity of the winner in the bidding sequence in order to find the winning strategy. To proceed, let me define $q_k(t+1)$ as the probability that a bidder, who has bid $k-1$ times up to time $t-1$, bids at time $t+1$ successfully. Note that a bidder is not allowed to bid successively. In this case, $q_k(T)$ is nothing but the probability that a k -frequent bidder becomes the final winner. The probability $q_k(t+1)$ satisfies the relation,

$$\begin{aligned} q_k(t+1) &= (1 - u_{t+1}) \sum_{j=1}^{N(t)} q_j(t) \frac{(k-1)(n_{k-1}(t) - \delta_{j,k-1})}{t-j} \\ &\quad + \delta_{k,1} u_{t+1} \end{aligned} \quad (13)$$

with the boundary conditions $q_1(1) = 1$ and $q_1(2) = 1$. The first term on the right hand side of Eq. (13) is composed of three factors: (i) $1 - u_{t+1}$ is the probability that one of the existing bidders bids successfully at time $t+1$, (ii) $q_j(t)$ means that bidding at time t is carried out by the j -frequent bidder, and (iii) the last factor is derived from the bidding rate, Eq. (4), where the contribution by the bidder at time t is excluded because he/she is not allowed to bid at time $t+1$. The second term represents the addition of a new bidder at time t .

The rate equation, Eq. (13), can be solved recursively. To proceed, we simplify Eq. (13) by assuming that $n_{k-1}(t)$ is significantly larger than $\delta_{j,k-1}$, which is relevant when the number of bidders is large. Then,

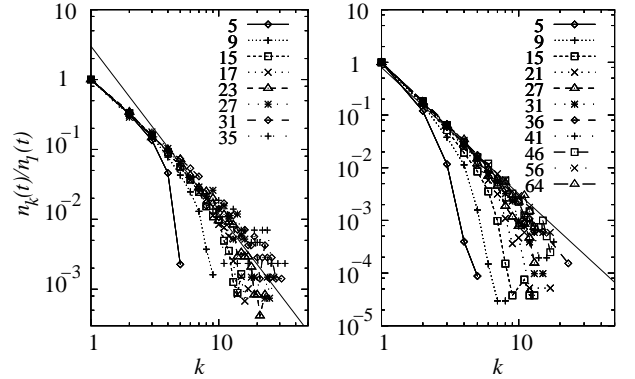


FIG. 5: Plot of n_k versus k for the eBay auction at ebay.com (a) and for the Korean auction at auction.co.kr (b) for various terminal times T . The solid lines have a slope of -2.4 drawn for guidance.

$$\begin{aligned}
q_k(t+1) &\approx (1-u_{t+1}) \sum_{i=1}^{N(t)} q_i(t) \frac{(k-1)n_{k-1}(t)}{t-i} + \delta_{k,1}u_{t+1} \\
&= (k-1)n_{k-1}(t) \prod_{\tau=2}^t (1-u_{\tau+1}) \left[\sum_{i=1}^{\tau-1} \frac{(i-1)n_{i-1}(\tau)}{(\tau-i)} \right] q_1(2) \\
&+ (1-u_{t+1})(k-1)n_{k-1}(t) \sum_{\tau=3}^t \frac{u_{\tau}}{\tau-1} \prod_{\tau'=\tau+1}^t (1-u_{\tau'}) \left[\sum_{i=1}^{\tau'-1} \frac{(i-1)n_{i-1}(\tau')}{(\tau'-i)} \right] + u_{t+1}\delta_{k,1}.
\end{aligned} \tag{14}$$

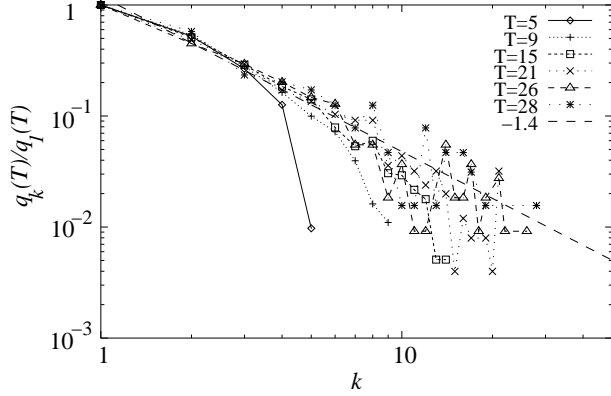


FIG. 6: Plot of the relative winning probability $q_k(T)/q_1(T)$ of the k -frequent bidder to that of the one-frequent bidder at the last moment versus frequency k . The dotted line has a slope of -1.4 drawn for guidance.

Since $1 - u_t \approx 0.3 < 1$, $q_k(t)$ is obtained to be

$$q_k(t) \approx (1 - u_{t-1}) \frac{(k-1)n_{k-1}(t-1)}{t-2} + \delta_{k,1}u_t \tag{15}$$

within the leading order. Considering that $n_k(t) \sim tk^{-2.4}$ in Eq. (12) and u_t is constant, we obtain $q_k(t) \sim (t-1)k^{-1.4}/(t-2)$ for large k and t , with a weak dependence on t . Thus, the winning probability by the k -frequent bidder is simply given

as

$$q_k(T) \sim k^{-1.4} \tag{16}$$

in the limit $t \rightarrow \infty$. This result is confirmed by the empirical data in Fig. 6.

Our analysis explicitly shows that the winning strategy is to bid at the last moment as the first attempt rather than incremental bidding from the start. This result is consistent with the empirical finding by Roth and Ockenfels [16] in eBay. According to them, the bidders who have won the most items tend to wait till the last minute to submit bids, albeit there is some probability of bids not being successfully transmitted. As evidence, they studied 240 eBay auctions and found that 89 bids were submitted in the last minute and 29 in the last ten seconds. Our result supports these empirical results.

In conclusion, we have analyzed the statistical properties of emerging patterns created by a large number of agents based on the empirical data collected from eBay.com and auction.co.kr. The number of bidders and the winning probability decay in power laws as $n_k(t) \sim tk^{-2.4}$ and $q_k(t) \sim k^{-1.4}$, respectively, with bid frequency k , which has been confirmed by empirical data.

This work is supported by the KRF Grant No. R14-2002-059-01000-0 in the ABRL program funded by the Korean government MOEHRD and the CNS research fellowship in SNU (BK).

-
- [1] E. van Heck and P. Vervest, *Communication of the ACM* **41**, 99 (1998).
 - [2] R.N. Mantegna and H.E. Stanley, *An introduction to econophysics: Correlations and complexity in finance* (Cambridge University Press, Cambridge, 2000).
 - [3] J.P. Bouchard and M. Potters, *Theory of financial risks: From statistical physics to risk management* (Cambridge University Press, Cambridge, 2000).
 - [4] M.H.R. Stanley, L.A.N. Amaral, S.V. Buldyrev, S. Havlin, H. Leschhorn, P. Maass, M.A. Salinger and H.E. Stanley, *Nature* **379**, 804 (1996).
 - [5] D. Challet and Y.-C. Zhang, *Physica A* **246**, 407 (1997).
 - [6] D.M. Pennock, S. Lawrence, C.L. Giles and F.A. Nielsen, *Science* **291**, 987 (2001).
 - [7] R. D'Hulst and G.J. Rodgers, *Physica A* **294**, 447 (2001).
 - [8] I. Yang, H. Jeong, B. Kahng, and A.-L. Barabási, *Phys. Rev. E* **68**, 016102 (2003).
 - [9] H.A. Simon, *Biometrika* **42**, 425 (1955).
 - [10] M. Marsili and Y.-C. Zhang, *Phys. Rev. Lett.* **80**, 2741 (1998).
 - [11] R. Albert and A.-L. Barabasi, *Rev. Mod. Phys.* **74**, 47 (2002).
 - [12] A.-L. Barabasi and R. Albert, *Science* **286**, 509 (1999).
 - [13] V. Pareto, *Cours d'economie politique* (Rouge, Lausanne et Paris, 1897).
 - [14] Y. Shoham and M. Tennenholtz, *Games and Economic Behavior*, **35**, 197 (2001).
 - [15] R.J. Kauffman and C.A. Wood, *Proc. of ICIS* (2000).
 - [16] A.E. Roth and A. Ockenfels, *American Economic Review*, **92**, 1093 (2002).