

# From heavy ions to exotic atoms

P. Indelicato\* and M. Trassinelli

*Laboratoire Kastler Brossel, École Normale Supérieure et Université P. et M. Curie,  
Case 74, 4 place Jussieu, F-75252, Cedex 05, France*

We review a number of experiments and theoretical calculations on heavy ions and exotic atoms, which aim at providing informations on fundamental interactions. Among those are propositions of experiments for parity violation measurements in heavy ions and high-precision measurements of He-like transition energies in highly charged ions. We also describe recent experiments on pionic atoms, that make use of highly-charged ion transitions to obtain accurate measurements of strong interaction shift and width.

PACS numbers:

## I. INTRODUCTION

In the last 30 years, accelerators and heavy ion sources around the world have been used to produce highly charged heavy ions to provide accurate tests of quantum electrodynamics in strong Coulomb fields. Indeed, the work of Lamb and Retherford [1] and of Kush and Foley [2] have been at the origin of quantum Field Theories in the first place. But atomic physics experiments have proven valuable also as a tool to study fundamental physics way beyond the realm of Quantum Electrodynamics. In particular the study of parity violation in atoms [3] provided constraints on the electro-weak model, which for a while were completing the LEP results, with a comparable accuracy [4]. Accurate measurements of the electron electric dipole moment in atoms are also providing interesting limits to time-reversal violation (see, e.g., [5] for a recent review).

Exotic atoms and ions are formed when a heavy particle is captured on an atomic nucleus. In the process, many or all electrons of the atom are ejected and one obtains a highly charged heavy ion, with properties that depend on the captured particle. Measurements in exotic atoms or ions have lead to accurate long-lived particle mass measurements, and to strong-interaction studies (using pionic, kaonic and antiprotonic atoms) at very low energy. Muonic atoms have also been used for precise studies of nuclear structure (nuclear charge distribution radius and shapes). Finally the availability of antiprotonic helium atoms [6] and of antihydrogen [7, 8] is leading to new tests of the CPT theorem.

In this paper we review some theoretical and experimental work, that exemplifies this aspect of atomic physics, restricting ourselves to problems concerning heavy ions and exotic atoms. In Sec. II, we describe proposals that concern parity violation in heavy ions. In Sec. III, we will show how the physics of exotic atoms and of highly charged heavy ions have come together to provide at the same times accurate spectrometer calibrations that were mandatory to obtain a significant result on the strong interaction broadening in pionic hydrogen, while showing prospects for very accurate measurements with highly-charged heavy ions.

## II. PARITY VIOLATION IN HEAVY IONS

Parity violation in atoms results from the exchange of  $Z_0$  bosons (the so-called neutral currents) between atomic electrons and nucleons in the nucleus. From that assumption, one can derive the Hamiltonian

$$H_{\text{pv}} = \frac{G_F}{2\sqrt{2}} \left(1 - 4 \sin^2 \vartheta_W - \frac{N}{Z}\right) \rho \gamma_5. \quad (1)$$

where  $G_F$  denotes Fermi's constant,  $\vartheta_W$  the Weinberg angle,  $N$  the neutron number,  $Z$  the proton number, and  $\rho$  the nuclear density normalized to  $Z$  and  $\gamma_5 = i\gamma_0\gamma_1\gamma_2\gamma_3$ . The  $\gamma_\mu$  are Dirac matrices. This formula also demonstrates why highly charged heavy ions with few electrons are proper candidates for investigating parity non-conservation effects: The wave function admixture coefficient  $\eta_{\text{pv}}$  between level  $i$  and  $f$ , which is given by

$$\eta_{\text{pv}} = \frac{\langle i | \frac{G_F}{2\sqrt{2}} \left(1 - 4 \sin^2 \vartheta_W - \frac{N}{Z}\right) \rho \gamma_5 | f \rangle}{E_i - E_f} = \frac{\langle i | H_{\text{pv}} | f \rangle}{E_i - E_f}, \quad (2)$$

---

\*Electronic address: paul@spectro.jussieu.fr

is very large (typically orders of magnitude larger than for the outer shell in neutral atoms) due to the big overlap between the nucleus and the electron states. In order to get even larger enhancement, one has to find quasi-degenerate states, so that  $|E_i - E_f|$  is very small. This is a rather general scheme. For example, the coupling by the hyperfine Hamiltonian of a long-lived and of a short-lived state can lead to very large effects on the short-lived state lifetime, a phenomenon known as hyperfine quenching. The use of the quasi-degeneracy between the  $1s2p^3P_0$  and  $1s2p^3P_1$  fine-structure states in heliumlike ions, as proposed in 1989 [9] has lead to a very fruitful study of the fine structure splitting over a large range of atomic numbers [10, 11, 12, 13, 14, 15].

The search for a similar enhancement in the case of parity violation has lead to a proposal [16] to use the accidental quasi-degeneracy between the  $1s2p^3P_0$  and  $1s2s^1S_0$  opposite parity levels in Heliumlike ions for  $Z \approx 92$ . In that case,  $|E_i - E_f| \approx 1$  eV can be very small compared to the energy of the transitions to the ground state ( $\approx 100$  keV) or to the  $n = 2$  shell binding energy ( $\approx 25$  keV). The idea was to compare the rate of the parity-violating  $2E1$  transition between the  $1s2p^3P_0$  and  $1s2s^1S_0$ , excited by a laser, to the  $E1M1$  rate. At the time the required laser intensity ( $10^{21}$  W/cm<sup>2</sup>), obtained with a theoretical  $1s2p^3P_0$  and  $1s2s^1S_0$  energy splitting of  $-0.9$  eV, were out of reach. There is still a large uncertainty on the energy splitting. A summary of the different calculations is presented on Fig. 1. The value of  $Z$  closest to the crossing point can vary by one or two units, and the uncertainty, due in particular to nuclear finite size and shape corrections are large. A direct measurement of this splitting for several elements would be very valuable as it would provide simultaneously information on QED corrections and nuclear structure.

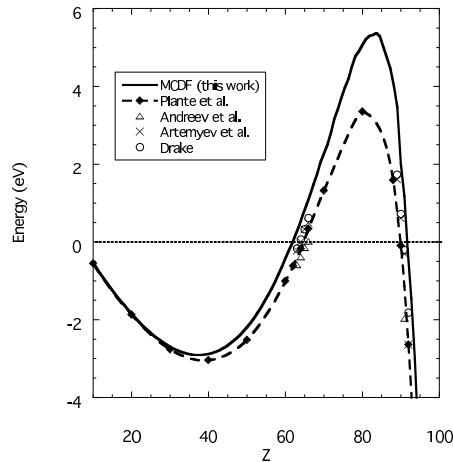


FIG. 1: comparison of different calculations of the  $1s2p^3P_0$  and  $1s2s^1S_0$  energy splitting. MCDF: [17, 18, 19] and this work; Plante *et al.*: [20]; Artemyev *et al.*: [21]; Andreev *et al.*: [22]; Drake: [23]

More recently, a number of other proposals addressing other observables have been proposed, either on Be-like ions [24], or making use again of the quasi-degeneracy in heliumlike ions mentioned above but this time at the other crossing, around gadolinium and europium [25].

### III. THE STRONG INTERACTION SHIFT AND BROADENING IN PIONIC HYDROGEN

#### A. The new pionic hydrogen experiment

Exotic atoms are atoms that have captured a long-lived, heavy particle. This particle can be a lepton, sensitive only to the electromagnetic and weak interactions, like the electron or the muon, or a meson like the pion, or a baryon like the antiproton. An other kind of exotic atom is the one in which the *nucleus* has been replaced by a positron (positronium, an  $e^+e^-$  bound system) or a positively charged muon (muonium, a  $\mu^+e^-$  bound system).

The capture of a negatively charged, heavy particle  $X^-$  by an atom, occurs at a principal quantum number  $n \approx n_e \sqrt{\frac{m_{X^-}}{m_e}}$  where  $n_e$  is the principal quantum number of the atom outer shell, and  $m_e$ ,  $m_{X^-}$  are respectively the electron and particle mass. This leads to  $n = 14, 16$  and  $41$  for the capture on hydrogen or helium of muons, pions and antiprotons respectively. The capture process populates  $\ell$  sub-states more or less statistically. During the capture process of an heavy, negatively charged particle, many or all of the electrons of the initial atoms are ejected by Auger effect. As long as electrons are present, Auger transition rates are very large and photon emission is mostly suppressed except for the low lying states. For light elements, or very heavy particles like the antiproton, the cascade can end up with an hydrogenlike ion, with only the exotic particle bound to the nucleus [26].

The spectroscopy of exotic atoms has been used as a tool for the study of particles and fundamental properties for a long time. Exotic atoms are also interesting objects as they enable to probe aspects of atomic structure that are quantitatively different from what can be studied in electronic or “normal” atoms. For example, all captured particles are much heavier than the electron, and thus closer to the nucleus, leading to a domination of vacuum polarization effects over self-energy contributions, in contrast to normal atoms.

Pions are mesons, i.e., particles made of a quark-antiquark pair. They are sensitive to strong interaction. They decay into a muon and a muonic neutrino. The lifetime of the charged pion is  $2.6 \times 10^{-8}$  s. The mass of the pion is 273 times larger than the electron mass. Contrary to the electron, it has a charge radius of  $\approx 0.8$  fm and is a spin-0 boson.

Quantum Chromodynamics is the theory of quarks and gluons, that describe the strong interaction in the Standard Model. It has been studied extensively at high-energy, in the asymptotic freedom regime, in which perturbation theory in the coupling constant can be used. This does not work in the low-energy limit. Weinberg proposed Chiral Perturbation Theory (ChPT) [27] to deal with this problem. More advanced calculations have been performed since then, that require adequate testing (see, e.g., [28]). The lifetime of the pionium (a bound pion-antipion system) has been studied at CERN [29], because it is the most elementary object for studies of ChPT. Yet the accuracy is not very good because of the difficulty of the experiment, and pionic hydrogen is the best candidate for accurate test of ChPT. The shift and width of  $np \rightarrow 1s$  transition in pionic hydrogen due to strong interaction can be connected respectively to the  $\pi^- p \rightarrow \pi^- p$  and  $\pi^- p \rightarrow \pi^0 n$  cross-sections, which can be evaluated by ChPT, using a Deser-type formula [30].

Pionic hydrogen has thus been subjected to a 10 year experimental program [31], completed a few years ago, that has yielded a 9 % accuracy for the strong interaction broadening (of the order of 1 eV) and a 0.6 % accuracy on the energy shift (of the order of 7 eV). Yet, after such an effort, the knowledge of the width was not good enough for an accurate test of ChPT and it was worthwhile to consider new ways of doing the experiment [32, 33, 34, 35].

Since the mid-ninety a large collaboration has developed a technique to measure with great accuracy X-ray spectra from light exotic atoms, formed in a low-density gas. This techniques involves the cyclotron-trap, a small cyclotron that can decelerate and focus a particle beam on a gas target located at its center, with the help of degrader foils. The second version of this device can efficiently decelerate antiprotons and pions, and also secondary beams like muons, which originate in pions’ decay. The techniques involves also a high-resolution high-luminosity spherically-curved crystal spectrometer equipped with a 6-chip X-ray CCD camera, that enable a high level of background rejection. A sketch of the experiment is presented on Fig. 2. More details on the experimental set-up can be found in [32, 35, 36]. After a successful study of antiprotonic hydrogen and deuterium at LEAR (CERN) [36], and a measurement of the pion mass [37], a first attempt at studying pionic deuterium provided in a very short time a sizable improvement over previous experiments [38]. It was then decided that such an apparatus could lead to improvements in pionic hydrogen measurement of a factor 3 in the accuracy of the shift and of one order of magnitude in the accuracy of the width.

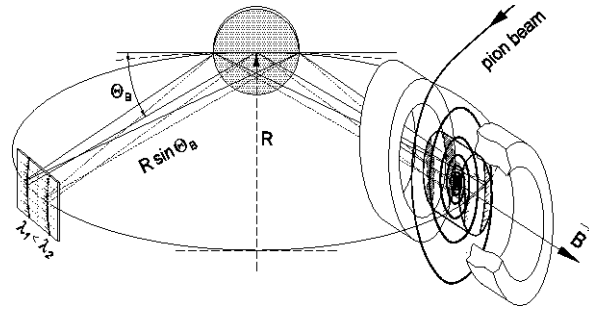


FIG. 2: Principle of X-ray spectroscopy of exotic atoms with the cyclotron trap and a spherically curved crystal spectrometer. The bidimensional X-ray detector is a 6-chips cooled CCD detector and is located on the Rowland circle of radius  $R/2$ , where  $R$  is the radius of curvature of the crystal ( $\approx 3$  m)

### B. He-like heavy ions and pionic hydrogen

The main difficulty in the experiment is to separate the strong interaction broadening of the pionic hydrogen lines from other contributions, namely the instrumental response function, Doppler broadening due to non-radiative de-excitation of pionic hydrogen atoms by collisions with the  $H_2$  molecules of the gas target and from possible transitions in exotic hydrogen molecules.

The Doppler broadening and the role of exotic molecules can be estimated by systematic studies as a function of target density and of the initial level of the transition. We have thus measured the width of the transitions  $np \rightarrow 1s$ , with  $n = 2, 3$  and 4. A detailed theoretical study of the cascade processes has also been performed [39]. This calculations provides the kinetic energy

distribution of pionic hydrogen atoms in the different levels, thus enabling to correct the width. With that correction we obtain similar width from transitions originating from all three  $np$  levels. We also measured similar transitions in muonic hydrogen, in a case where there is no strong interaction broadening, to check our ability to analyze properly cascade and Doppler broadening.

The determination of the instrumental response, which depending of the crystal varies from  $\approx 0.28$  meV to  $\approx 0.4$  eV, was difficult. X-ray emitted by neutral atoms in solid or gas target, ionized in inner shells cannot be used because of their natural width ( $\approx 1$  eV). Exotic atoms do not provide as good a response function calibration as most lines, coming from molecules like  $N_2$ , are broadened by Doppler effect due to the Coulomb explosion during the atom formation process [40]. Finally the rate is much lower and the statistic usually not sufficient.

The instrumental response has then been studied using a transition in helium-like ions [41], emitted by the plasma of a high-performance Electron-Cyclotron Resonance Ion Trap (ECRIT) build at PSI [42], using the cyclotron trap and a permanent magnet hexapoles.

With this ECRIT, we have obtained high-intensity spectra of highly charged sulfur, chlorine and argon. For these elements the relativistic M1 transition  $1s2s^3S_1 \rightarrow 1s^2^1S_0$  is very bright and very narrow, due to the very low kinetic energy of the ions in the source (Doppler width  $\leq 40$  meV, natural width is negligible). The M1 transitions in each of these elements are located nearby the  $n = 2, 3$  and 4 transitions in pionic hydrogen. They thus allow for systematic study of instrumental response. An example of the relativistic M1 transition spectrum in He-like argon is presented on Fig. 3.

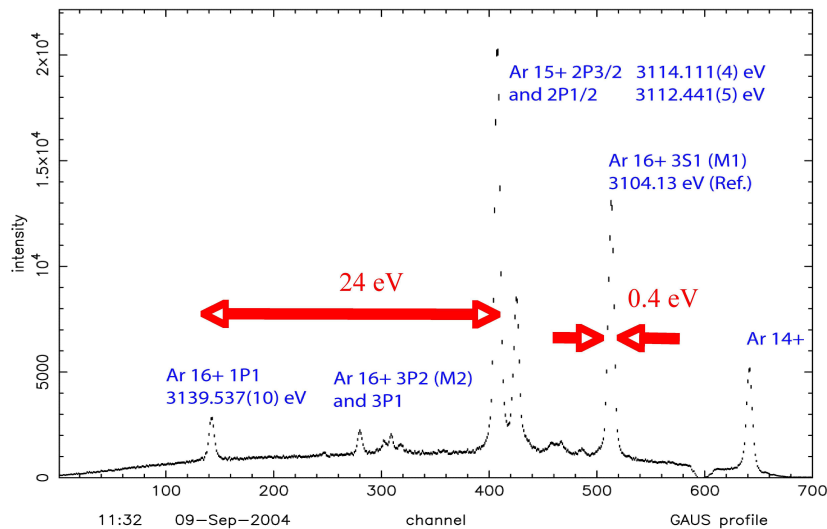


FIG. 3: High-statistic X-ray spectrum of helium-like argon (center line) from the PSI Electron-Cyclotron Resonance Ion Trap, acquired using the instrument in Fig. 2. The width of the M1 3.1 keV line is 0.4 eV. It is used as an energy reference.

### C. High-precision measurements in highly charged ions

Apart from the characterization of the spectrometer, one of the most important results of this ongoing project is in a series of high-precision measurement of the X-ray spectra of argon, chlorine and sulfur. With 1–2 hours maximum acquisition time, we obtained high-statistics spectra of He-, Li- and Be-like ionic states of these elements. This new approach may lead to a better understanding of a fundamental problem that arose recently: after several decades of high-precision work on He and helium-like ions, there are still difficulties in comparing theory and experiment. In He there is a strong disagreement (six times the combined error bars) between the calculations [43, 44, 45, 46] and recent very accurate measurements [47, 48, 49]. In He and light elements, the theory makes use of an expansion of the Bethe and Salpeter equations in operators of successive orders in  $\alpha$ , the fine structure constant, and  $Z\alpha$ . For heavier elements one uses all-orders methods, in which series of diagrams are summed up, and QED calculations to all orders in  $Z\alpha$  are available. One way to understand this very important discrepancy, is then to study more accurately heavier elements.

A single crystal spectrometer like ours can only measure energy differences between atomic transitions. A reference is thus needed. Due to the lack of high quality reference lines in neutral atom X-ray spectra (see, e.g., [50]) we used as a reference He-like  $1s2s^3S_1 \rightarrow 1s^2^1S_0$  M1 transition. All the transition energy provided in the present work are relative to the M1 theoretical transition energy. The peaks in the spectra were fitted with a simulated spectrometer response function which was convoluted to a Gaussian. The response function was obtained through a Montecarlo X-ray tracking simulation based on the theoretical reflection function of the crystal obtained with the XOP code [51]. The reliability of the simulation had previously been tested

during the crystal response function study [41]. The results obtained in highly-charged argon and sulfur spectroscopy have an unprecedented precision of the order of 10 meV and they agree with the previous experimental values and theoretical predictions (see Tables I, II).

Transition:	$1s2p\ ^1P_1 \rightarrow 1s^2\ ^1S_0$	$1s2p\ ^1P_1 \rightarrow 1s2s\ ^3S_1$
Costa [52] (th.)	3139.57	16.05
Plante [20] (th.)	3139.6236	16.0484
Lindgren [53] (th.)		16.048
Artemyev [21] (th.)	3139.5821(5)	16.0477(2)
Deslattes [54] (exp.)	3139.553(36)	16.031(72)
This Work (preliminary results)	3139.537(10)	16.040(17)

TABLE I: Example of experimental determination of He-like argon transition energies in eV[55]

Transition:	$1s2p\ ^1P_1 \rightarrow 1s^2\ ^1S_0$	$1s2p\ ^1P_1 \rightarrow 1s2s\ ^3S_1$
P. Indelicato [17, 18, 56] (th.)	2460.6169	13.4875
Plante [20] (th.)	2460.6707	13.4857
Artemyev [21] (th.)	2460.6292(4)	13.4853(2)
Schleinkofer [57] (exp.)	2460.67(9)	13.62(20)
This Work (preliminary results)	2460.608(9)	13.483(16)

TABLE II: Example of experimental determination of He-like sulfur transition energies in eV[55]

#### IV. CONCLUSIONS AND PERSPECTIVES

In this paper, We have shown that the physics of highly charged ions can be used in several different circumstances to test fundamental theories. We have first reviewed prospects of doing parity violation experiments with heliumlike ions. It is possible that with the FAIR project at GSI ([https://www.gsi.de/fair/index\\_e.html](https://www.gsi.de/fair/index_e.html)), such experiments become possible, but a large effort must be done to understand better the structure of two-electron ions. We have described a new set-up, which reuses instruments developed for exotic atoms, to build an ECRIT that generate highly-charged ions. The high-performance X-ray spectrometer allows for very accurate measurements of transition energy in two-electron ions, that could help solve the problem in the fine structure of He. Thanks to the high-intensity of the helium-like X-rays emitted by the ECRIT or by more conventional ECRIS (Electron-Cyclotron Ion Source), it is now foreseen that absolute energy measurements of at least M1 transitions are possible, using metrology-grade two-crystal instruments. Such an instrument, dedicated to such experiments with highly charged ions is now being completed in our laboratory (<http://dirac.spectro.jussieu.fr/x-ray-metro.html>).

On the exotic atom side, this set-up and the use of helium-like ions as high-quality X-ray standards, are leading to highly improved measurements of the strong width and shift in pionic hydrogen and deuterium, as very precise tests of ChPT as a model of strong interaction at low energy.

#### Acknowledgement(s)

Laboratoire Kastler Brossel is Unité Mixte de Recherche du CNRS n° 8552. The experiments on pionic hydrogen are presented on behalf of the pionic hydrogen collaboration (<http://pih.web.psi.ch>).

- 
- [1] W. E. Lamb and R. C. Retherford, *Fine Structure of the Hydrogen Atom. Part I*, *Phys. Rev.* **79** (1950) no. 4 549–572.  
[2] P. Kush and H. M. Foley, *The Magnetic Moment of the Electron*, *Phys. Rev.* **74** (1948) no. 3 250–263.  
[3] M. A. Bouchiat and C. C. Bouchiat, *Weak neutral currents in atomic physics*, *Phys. Lett. B* **48** (1974) no. 2 111–14.

- [4] C. S. Wood, S. C. Bennet, D. Cho, B. P. Masterson, J. L. Roberts, C. E. Tanner, and C. E. Wieman, *Measurement of Parity Nonconservation and an Anapole Moment in Cesium*, *Science* **275** (1997) 1759–1763.
- [5] J. S. M. Ginges and V. V. Flambaum, *Violations of fundamental symmetries in atoms and tests of unification theories of elementary particles*, *Phys. Rep.* **397** (2004) no. 2 63–154.
- [6] T. Yamazaki, N. Morita, R. S. Hayano, E. Widmann, and J. Eades, *Antiprotonic helium*, *Phys. Rep.* **266** (2002) no. 4-5 183–329.
- [7] M. Amoretti, C. Amsler, G. Bonomi, A. Bouchta, P. Bowek, C. Carraro, C. L. Cesar, M. Charlton, M. J. T. Collier, M. Doser, V. Filippiniq, K. S. Fine, A. Fontanaq, M. C. Fujiwara, R. Funakoshi, P. Genovaq, J. S. Hangstk, R. S. Hayano, M. H. Holzscheiter, L. V. Jørgensen, V. Lagomarsino, R. Landua, D. Lindelöf, E. Lodi Rizzini, M. Macr, N. Madsen, G. Manuzio, M. Marchesottiq, P. Montagnaq, H. Pruys, C. Regenfus, P. Riedler, J. Rochet, A. Rotondiq, G. Rouleau, G. Testera, A. Variola, T. L. Watson, and D. P. van der Werf, *Production and detection of cold antihydrogen atoms*, *Nature* **419** (2002) 456–459.
- [8] G. Gabrielse, N. S. Bowden, P. Oxley, A. Speck, C. H. Storry, J. N. Tan, M. Wessels, D. Grzonka, W. Oelert, G. Schepers, T. Sefzick, J. Walz, H. Pittner, T. W. Hänsch, and E. A. Hessels, *Background-Free Observation of Cold Antihydrogen with Field-Ionization Analysis of Its States*, *Phys. Rev. Lett.* **89** (2002) no. 21 213401.
- [9] P. Indelicato, F. Parente, and R. Marrus, *Effect of the hyperfine structure on the  $2^3P_1$  and the  $2^3P_1$  lifetime in heliumlike ions*, *Phys. Rev. A* **40** (1989) no. 7 3505–3514.
- [10] H. Gould, R. Marrus, and P. J. Mohr, *Radiative Decay of the  $23S1$  and  $33P2$  States of Heliumlike Vanadium ( $Z=23$ ) and Iron ( $Z=26$ )*, *Phys. Rev. Lett.* **33** (1974) no. 12 676–680.
- [11] R. Marrus, A. Simionovici, P. Indelicato, D. D. Dietrich, P. Charles, J. P. Briand, K. Finlayson, F. Bosch, D. Liesen, and F. Parente, *Measurement of the  $1s2p_{1/2}2^3P_0 \rightarrow 1s2p_{1/2}2^3P_1$  Fine-Structure Splitting in Heliumlike  $Ag^{45+}$* , *Phys. Rev. Lett.* **63** (1989) no. 5 502–504.
- [12] R. W. Dunford, C. J. Liu, J. Last, N. Berrah-Mansour, R. Vondrasek, D. A. Church, and L. J. Curtis, *Direct Observation of hyperfine quenching of the  $2^3P_0$  Level in heliumlike nickel*, *Phys. Rev. A* **44** (1991) no. 1 764–767.
- [13] P. Indelicato, B. B. Birkett, J. P. Briand, P. Charles, D. D. Dietrich, R. Marrus, and A. Simionovici, *Hyperfine Quenching and Precision Measurement of the  $2^3P_0 \rightarrow 2^3P_1$  Fine Structure Splitting in Heliumlike Gadolinium ( $Gd^{62+}$ )*, *Phys. Rev. Lett.* **68** (1992) no. 9 1307–1310.
- [14] B. B. Birkett, J. P. Briand, P. Charles, D. D. Dietrich, K. Finlayson, P. Indelicato, D. Liesen, R. Marrus, and A. Simionovici, *Hyperfine Quenching and Measurement of the  $2^3P_0 - 2^3P_1$  Fine-Structure Splitting in Heliumlike silver ( $Ag^{45+}$ )*, *Phys. Rev. A* **47** (1993) no. 4 R2454–R2457.
- [15] S. Toleikis, B. Manil, E. Berdermann, H. F. Beyer, F. Bosch, M. Czanta, R. W. Dunford, A. Gumberidze, P. Indelicato, C. Kozhuharov, D. Liesen, X. Ma, R. Marrus, P. H. Mokler, D. Schneider, A. Simionovici, Z. Stachura, T. Stohlker, A. Warczak, and Y. Zou, *Lifetime of the  $2^3P_0$  state of He-like  $^{197}Au$* , *Phys. Rev. A* **69** (2004) no. 2 022507–5.
- [16] A. Schäfer, G. Soff, P. Indelicato, B. Müller, and W. Greiner, *Prospects for an atomic parity-violation experiment in  $U^{90+}$* , *Phys. Rev. A* **40** (1989) no. 12 7362–7365.
- [17] P. Indelicato, *Multiconfiguration Dirac-Fock calculations of transition energies in two electron ions with  $10 \leq Z \leq 92$* , *Nucl. Instrum. Methods B* **31** (1988) 14.
- [18] ———, *Projection operators in Multiconfiguration Dirac-Fock calculations. Application to the ground state of heliumlike ions*, *Phys. Rev. A* **51** (1995) no. 2 1132–1145.
- [19] M. Maul, A. Schäfer, W. Greiner, and P. Indelicato, *Prospects for Parity-nonconservation Experiments with Highly Charged Heavy Ions*, *Phys. Rev. A* **53** (1996) no. 6 3915–3925.
- [20] D. R. Plante, W. R. Johnson, and J. Sapirstein, *Relativistic all-order many-body calculations of the  $n = 1$  and  $n = 2$  states of heliumlike ions*, *Phys. Rev. A* **49** (1994) no. 5 3519–3530.
- [21] A. N. Artemyev, V. M. Shabaev, V. A. Yerokhin, G. Plunien, and G. Soff, *QED calculation of the  $n = 1$  and  $n = 2$  energy levels in He-like ions*, *Phys. Rev. A* **71** (2005) no. 6 062104–26.
- [22] O. Y. Andreev, L. N. Labzowsky, G. Plunien, and G. Soff, *Evaluation of the low-lying energy levels of two- and three-electron configurations for multicharged ions*, *Phys. Rev. A* **67** (2003) no. 1 012503–11.
- [23] G. W. F. Drake, *High Precision Variational Calculations for the  $1s^2$  state of  $H^-$  and the  $1s^21S$ , and  $1s2s^3S$  States of Helium*, *Nucl. Instrum. Methods B* **31** (1988) 7–13.
- [24] M. Maul, A. Schäfer, and P. Indelicato, *Stark quenching for the  $1s^22s2p^3P_0$  level in beryllium-like ions and parity-violating effects*, *J. Phys. B: At. Mol. Opt. Phys.* **31** (1998) no. 12 2725–2734.
- [25] L. N. Labzowsky, A. V. Nefiodov, G. Plunien, G. Soff, R. Marrus, and D. Liesen, *Parity-violation effect in heliumlike gadolinium and europium*, *Phys. Rev. A* **63** (2001) no. 5 054105 (4).
- [26] L. M. Simons, D. Abbot, B. Bach, R. Bacher, A. Badertscher, P. Blum, P. DeCecco, J. Eades, J. Egger, K. Elsener, D. Gotta, P. Hauser, K. Heitlinger, D. Horvath, F. Kottmann, E. Morenzoni, J. Missimer, J. J. Reidy, R. Siegel, D. Taqqu, and D. Viel, *Exotic atoms and their electron shell*, *Nucl. Instrum. Methods B* **87** (1994) 293–300.
- [27] S. Weinberg, *Phenomenological Lagrangians*, *Physica A* **96** (1979) no. 1-2 327–40.
- [28] J. Gasser, M. A. Ivanov, E. Lipartia, M. Mojziz, and A. Rusetsky, *Ground-state energy of pionic hydrogen to one loop*, *Eur. Phys. J. C* **26** (2003) 13–34.
- [29] B. Adeva, L. Afanasiev, M. Benayoun, A. Benelli, Z. Berka, V. Brekhovskikh, G. Caragheorghopol, T. Cechak, M. Chiba, S. Constantinescu, S. Costantini, C. Detraz, D. Dreossi, D. Drijard, A. Dudarev, I. Evangelou, M. Ferro-Luzzi, M. V. Gallas, J. Gerndt, R. Giacomich, P. Gianotti, D. Goldin, F. Gómez, A. Gorin, O. Gorchakov, C. Guaraldo, M. Hansroul, R. Hosek, M. Iliescu, N. Kalinina, V. Karpukhin, J. Kluson, M. Kobayashi, P. Kokkas, V. Komarov, V. Kruglov, L. Kruglova, A. Kulikov, A. Kuptsov, I. Kurochkin, K.-I. Kuroda, A. Lamberto, A. Lanaro, V. Lapshin, R. Lednický, P. Leruste, P. L. Sandri, A. L. Aguera, V. Lucherini, T. Maki, N. Manthos, I. Manuilov, L. Montanet, J.-L. Narjoux, L. Nemenov, M. Nikitin, T. N. e. Pardo, K. Okada, V. Olchevskii, A. Pazos, M. Pentia, A. Penzo, J.-M. Perreau, C. Petruscu, M. Pló, T. Ponta, D. Pop, G. F. Rappazzo, A. R. Fernandez, A. Romero, A. Ryazantsev, V. Rykalin, C. Santamarina, J. Saborido, J. Schacher, C. P. Schuetz, A. Sidorov, J. Smolik, F. Takeutchi, A. Tarasov, L. Tauscher, M. J. Tobar, S. Trusov, V. Utkin,

- O. V. z. Doce, P. Vázquez, S. Vlachos, V. Yazkov, Y. Yoshimura, M. Zhabitsky, and P. Zrelov, *Detection of  $\pi^+\pi^-$  atoms with the DIRAC spectrometer at CERN*, *J. Phys. G* **30** (2004) no. 12 1929.
- [30] S. Deser, M. L. Goldberger, K. Baumann, and W. Thirring, *Energy Level Displacements in Pi-Mesonic Atoms*, *Phys. Rev.* **96** (1954) no. 3 774776.
- [31] H.-Ch. Schröder, A. Badertscher, P. F. A. Goudsmit, M. Janousch, H. J. Leisi, E. Matsinos, D. Sigg, Z. G. Zhao, D. Chatellard, J. P. Egger, K. Gabathuler, P. Hauser, L. M. Simons, and A. J. Rusi El Hassani, *The Pion-Nucleon Scattering Lengths from Pionic Hydrogen and Deuterium*, *Eur. Phys. J. C* **21** (2001) 473–88.
- [32] N. Nelms, D. F. Anagnostopoulos, M. Augsburg, G. Borchert, D. Chatellard, M. Daum, J. P. Egger, D. Gotta, P. Hauser, P. Indelicato, E. Jeannot, K. Kirch, O. W. B. Schult, T. Siems, L. M. Simons, and A. Wells, *Precision Determination of Pion Mass Using X-Ray CCD Spectroscopy*, *Nucl. Inst. & Meth. in Phys. Res. A* **477** (2002) no. 1-3 461–8.
- [33] D. F. Anagnostopoulos, S. Biri, V. Boisbourdain, M. Demeter, G. Borchert, J.P. Egger, H. Fuhrmann, D. Gotta, A. Gruber, M. Hennebach, P. Indelicato, Y. W. Liu, N. Nelms, and L. M. Simons, *Highly Charged Ions in Exotic Atoms Research at Psi*, *Nucl. Instrum. Methods B* **205** (2003) no. 1-4 9–14.
- [34] B. Manil, D. F. Anagnostopoulos, S. Biri, G. L. Borchert, W. Breunlich, J. P. Egger, D. Gotta, A. Gruber, M. Hennebach, P. Indelicato, T. Jensen, Y. W. Liu, V. Markushin, N. Nelms, L. M. Simons, and H. Zmeskal, *Measurement of the Strong Interaction Shift and Width of the Ground State of Pionic Hydrogen*, *Hyp. Int.* **146** (2003) no. 1 343–347.
- [35] D. Gotta, *Precision spectroscopy of light exotic atoms*, *Progress in Particle and Nuclear Physics* **52** (2004) no. 1 133–195.
- [36] D. Gotta, D. F. Anagnostopoulos, M. Augsburg, G. Borchert, C. Castelli, D. Chatellard, J. P. Egger, P. El-Khoury, H. Gorke, P. Hauser, P. Indelicato, K. Kirch, S. Lenz, T. Siems, and L. M. Simons, *Balmer  $\alpha$  transitions in antiprotonic hydrogen and deuterium*, *Nucl. Phys. A* **660** (1999) 283–321.
- [37] S. Lenz, G. Borchert, H. Gorke, D. Gotta, T. Siems, D.F. Anagnostopoulos, M. Augsburg, D. Chatellard, J.P. Egger, D. Belmiloud, P. El-Khoury, P. Indelicato, M. Daum, P. Hauser, K. Kirch, and L.M. Simons, *A new determination of the mass of the charged pion*, *Phys. Lett. B* **416** (1998) 50–55.
- [38] P. Hauser, K. Kirch, L. M. Simons, G. Borchert, D. Gotta, T. Siems, P. El-Khoury, P. Indelicato, M. Augsburg, D. Chatellard, J. P. Egger, and D. F. Anagnostopoulos, *New precision measurement of the pionic deuterium s-wave strong interaction parameters*, *Phys. Rev. C* **58** (1998) no. 4 R1869–R1872.
- [39] T. S. Jensen, *Kinetic energy distributions in pionic hydrogen*, *Eur. Phys. J. D* **31** (2004) no. 1 11–19.
- [40] Th. Siems, D.F. Anagnostopoulos, G. Borchert, D. Gotta, P. Hauser, K. Kirch, L.M. Simons, P. El-Khoury, P. Indelicato, M. Augsburg, D. Chatellard, and J.-P. Egger, *First direct observation of coulomb explosion during the formation of exotic atoms*, *Phys. Rev. Lett.* **84** (2000) 4573–4576.
- [41] D. F. Anagnostopoulos, S. Biri, D. Gotta, A. Gruber, P. Indelicato, B. Leoni, H. Fuhrmann, L. M. Simons, L. Stingelin, A. Wasser, and J. Zmeskal, *On the characterisation of a Bragg spectrometer with X-rays from an ECR source*, *Nuc. Instrum. Meth. A* **545** (2005) 217.
- [42] S. Biri, L. Simons, and D. Hitz, *Electron Cyclotron Resonance Ion Trap: A Hybrid Magnetic System with Very High Mirror Ratio for Highly Charged Ion Production and Trapping*, *Rev. Sci. Instrum.* **71** (2000) 1116–18.
- [43] G. W. F. Drake, *High precision calculation for helium*, *Atomic, Molecular and Optical Physics Handbook* (G. W. F. Drake, ed.), AIP Press, Woodbury, New York, 1996.
- [44] K. Pachucki and J. Sapirstein, *Contributions to helium fine structure of order  $m^7$* , *J. Phys. B: At. Mol. Opt. Phys.* **33** (2000) no. 23 5297.
- [45] \_\_\_\_\_, *Determination of the fine structure constant from helium spectroscopy*, *J. Phys. B: At. Mol. Opt. Phys.* **35** (2002) no. 7 1783–1793.
- [46] \_\_\_\_\_, *Higher-order recoil corrections to helium fine structure*, *J. Phys. B: At. Mol. Opt. Phys.* **36** (2003) no. 5 803–809.
- [47] C. H. Storry, M. C. George, and E. A. Hessels, *Precision Microwave Measurement of the  $2^3P_1 - 2^3P_2$  Interval in Atomic Helium*, *Phys. Rev. Lett.* **84** (2000) no. 15 3274–3277.
- [48] M. C. George, L. D. Lombardi, and E. A. Hessels, *Precision Microwave Measurement of the  $2^3P_1 - 2^3P_0$  Interval in Atomic Helium: A Determination of the Fine-Structure Constant*, *Phys. Rev. Lett.* **87** (2001) no. 17 173002.
- [49] P. C. Pastor, G. Giusfredi, P. De Natale, G. Hugel, C. de Mauro, and M. Inguscio, *Absolute Frequency Measurements of the  $2^3S_1 \rightarrow 2^3P_{0,1,2}$  Atomic Helium Transitions around 1083 nm*, *Phys. Rev. Lett.* **92** (2004) no. 2 023001.
- [50] D. F. Anagnostopoulos, D. Gotta, P. Indelicato, and L. M. Simons, *Low-energy X-ray standards from hydrogenlike pionic atoms*, *Phys. Rev. Lett.* **91** (2003) no. 24 240801.
- [51] M. Sanchez del Rio and J. Dejus, *Xop: Recent developments*, SPIE proceedings, 1998, p. 3448.
- [52] A. M. Costa, M. C. Martins, F. Parente, J. P. Santos, and P. Indelicato, *Dirac-Fock transition energies and radiative and radiationless transition probabilities for  $Ar^{9+}$  to  $Ar^{16+}$  ion levels with K-shell holes*, *At. Data Nucl. Data Tables* **79** (2001) no. 2 223–39.
- [53] I. Lindgren, B. Åsén, S. Salomonson, and A.-M. Mårtensson-Pendrill, *QED procedure applied to the quasidegenerate fine-structure levels of He-like ions*, *Phys. Rev. A* **64** (2001) no. 6 062505 (5).
- [54] R. D. Deslattes, H. F. Beyer, and F. Folkmann, *Precision x-ray wavelength measurements in heliumlike argon recoil ions*, *J. Phys. B: At. Mol. Opt. Phys.* **17** (1984) L689–L694.
- [55] M. Trassinelli, S. Biri, S. Boucard, D. S. Covita, D. Gotta, B. Leoni, A. Hirtl, P. Indelicato, E.-O. L. Bigot, J. M. F. dos Santos, L. M. Simons, L. Stingelin, J. F. C. A. Veloso, A. Wasser, and J. Zmeskal, *High resolution he-like argon and sulfur spectra from the psi ecrit*, *ELECTRON CYCLOTRON RESONANCE ION SOURCES: 16th International Workshop on ECR Ion Sources ECRIS'04* (Berkeley, California (USA)), vol. 749, AIP, 2005, pp. 81–84.
- [56] P. Indelicato, unpublished, 1996.
- [57] L. Schleinkofer, F. Bell, H. D. Betz, G. Trolman, and J. Rothermel, *Precision Wavelength Determination of  $2^1P_1 - 1^1S_0$  and  $2^3P_1 - 1^1S_0$  transitions in heliumlike sulfur*, *Phys. Scr.* **25** (1982) 917–923.

