

How S-S' di quark pairs signify an Einstein constant dominated cosmology and facilitate reconstruction of initial dark matter contributions to CMB

A. W. Beckwith

ABSTRACT

We review the results of a model of how nucleation of a new universe occurs, assuming a di quark identification for soliton-anti soliton constituent parts of a scalar field. The initial potential system employed is semi classical in nature, becoming non-classical at the end of chaotic inflation at the same time cosmological expansion is dominated by the Einstein cosmological constant. We use Scherrer's derivation of a sound speed being zero during initial inflationary cosmology, and change it afterwards as the slope of the scalar field moves away from a thin wall approximation. All this is to aid in a data reconstruction problem of how to account for the initial origins of CMB due to dark matter since effective field theories as presently constructed require a cut off value for applicability of their potential structure. This is often at the cost of, especially in early universe theoretical models, of clearly defined baryogenesis, and of a well defined mechanism of phase transitions. The material below is now a proposal, in part accepted as a point of discussion as a white paper (appropriately) submitted to the Dark Energy Task Force, in its mission to advise (through its parent committees) the NSF, NASA and DOE. This was for helping to select both ground-based and space-based techniques for analyzing data as well as recommending the science requirements for a space-based dark energy mission.

Correspondence: A. W. Beckwith: projectbeckwith2@yahoo.com

PACS numbers: 03.75.Lm, 11.27.+d, 98.65.Dx, 98.80.Cq, 98.80.-k

I. INTRODUCTION

As of June 2005, an effort was made to combine reconstruction of data gathering techniques with the requirement of the JDEM dark matter-dark energy search for the origins of dark matter in the early universe¹. This has, among other things, lead to methodologies being presented which could shed light as to the initial formation of scalar potentials which could contribute to CMB background radiation. In doing so, it was noted that initial dimensions, as postulated by Quin, Pen, and Silk² presented evidence as to how three extra dimensions play a role in explaining how at very short distances gravity would have a r^{-5} spatial behavior dependence in force calculations... The new variant of force law was relevant for scales at or below $1nm$ in length. We find that this new force law and the additional dimensions would play a role in early universe nucleation models. The initial additional dimensions, n , were specified as leading to a force for small distance scales below a crucial radius of R leading to force with a spatial variance of r^{-2-n} , which we believe plays a crucial role in early universe nucleation models. Arguments they presented^{2,3} so happened to fix this the value of n as 3, which is enough to specify for very small dimensional settings a highly repulsive initial starting point for cosmological inflation, especially if the value of $R \gg l_p$, with the initial radius of a nucleating universe being of the order of magnitude of l_p at or before a Planck time t_p .

The initial impetus for making this effort was due to the following conundrum. As is commonly known in cosmology circles, one would expect a flat Friedman – Walker universe after 60 e-foldings, but beforehand one could expect sharp deviations as to flat space geometry. The moment one would expect to have deviations from the flat space geometry would closely coincide with Rocky Kolb's model for when degrees of freedom

would decrease from over 100 degrees of freedom to roughly ten or less during an abrupt QCD phase transition⁴. As was mentioned by Joe Lykken , the CMB model should yield a distinct ‘signal’ which is lending toward a non flat cosmological metric space potential which can be seen to be initiating a phase transition at about the end of the 60 e-folding regime of cosmological expansion. My own model is useful for such QCD phase transitions; while Kenji Kadoka’s potential reconstruction scheme is not specific as to a UNIQUE potential structure. It would be enough in itself to try to combine the two techniques as to go before the thousand year mark Kenji mentioned as to data sets permitting potential reconstruction, and to find evidence as to CMB background as to the initial phases of CMB generation leading to the datum Kolb mentioned as to the decrease in cosmic microwave radiation to its present value as a result of a QCD phase transition in the expansion of the early universe..

My model shows that a semi-classical phase-state formed from initial di quark pairs in a region of the order of magnitude of Planck’s constant for length l_p changes to a physical system whose evolution is dominated by the Einstein cosmological constant. The initial phase state, which I approximate by a thin wall approximation, is similar to the semi-classical bounce state that Sidney Coleman⁵ postulated; however, it changes in time to a very different system at the end of cosmological inflation. The model advantages are first that we provide a template for employing baryonic states to form dark matter as a driving force for the formation and expansion of cosmological states to the present conditions of our present universe. I also give initial conditions for the formation of CMB, which are not readily explained by current models. In addition, this model ties in with being able to use the Veneziano model of strength of all

forces,⁶gravitational and gauge alike. Veneziano's model is one of the simplest ways to use Planck's length l_p for an initial starting point for cosmological nucleation and expansion from the formation of di quark pairs with a very high number of degrees of freedom in a confined state.

II. OUTLINE OF KADOTAS INFLATION SCALAR POTENTIAL RECONSTRUCTION METHOD

Kenji Kadota of FNAL in Pheno 2005 ⁷ and also in arXIV ⁸ talked of comparing two

graphs, one with a combination of scalar potential terms $\left[3 \cdot \left(\frac{V'}{V} \right)^2 - 2 \cdot \frac{V''}{V} \right]$ against $[(\xi)]$

(Mpc) with a graph of

$m(j)$ against mode numbers. Here, in this situation,

$$m(j) = \text{linear combination of } \{P(j)\} \quad (2.1a)$$

And when we set t_{END} = the demarcation of the end of time for the inflation, for a scale factor a leads to

$$\xi \equiv - \int_t^{t_{END}} \frac{dt'}{a(t')} \quad (2.1b)$$

In this situation, the $\{P(j)\}$ refer to pixel data slices which show up in

$$\left[3 \cdot \left(\frac{V'}{V} \right)^2 - 2 \cdot \frac{V''}{V} \right] \equiv \sum_i p_i \cdot B_i(\ln \xi) \quad (2.2)$$

We should identify the left hand side of equation 2 with the derivative of a function $G(\xi)$,

i.e.

$$\frac{dG(\xi)}{d\xi} \equiv \sum_i p_i \cdot B_i(\ln \xi) \quad (2.2a)$$

This is when Kadota et al defined

$$B_i(\ln \xi) = \begin{cases} 1 \\ 0 \end{cases} \text{ with a value of 1 iff } \ln \xi_i < \ln \xi < \ln \xi_{i+1} \quad (2.3)$$

In the most recent arXIV article, Kadota defined a procedure as to how to identify useful entries as to acceptable $\{P(j)\}$ values as to a simplified scalar potential structure which is

$$V(\phi) \equiv (V_0 \cdot e^{\lambda(\phi-\phi_0)}) \cdot \left[1 + c \cdot e^{-\nu(\phi-\phi_0)^2} \right] \text{ for a perturbation centered at } \phi \equiv \phi_0 \text{ where this has } |\lambda|, c \ll 1, |\nu| \gg 1, \text{ so then after Kadota defined}$$

$$\phi \equiv \lambda \cdot \ln \xi \quad (2.4)$$

so one could write

$$\phi_0 \equiv \lambda \cdot \ln \xi_0 \quad (2.5)$$

He, Kadota, obtained graphical behavior as seen in his figure 8 and figure 9 of his arXIV article. An even simpler situation graphically emerged when Kadota set the left hand side of Eq. (2.1a) equal to a constant which permitted him, using equations 2.2 and 2.3 above to give constant values to the p_i pixels, which was equivalent to his figure 7 which was for a potential system leading to a constant spectral index value, n when he defined via linking $n - 1$ to the derivative with respect to k of an expression of the primordial power spectrum $P(k)$ via

$$n - 1 = \frac{dP(k)}{dk} \quad (2.6)$$

Here, in this situation we have that if we interpret $\mathcal{A}(1)$ as an order of magnitude constant of about $1 < \mathcal{A}(1) < 10$. We should also note that often $\mathcal{A}(1)$ is often set very close to 1 itself.

$$k = \mathcal{G}(1) \cdot a \cdot H \equiv a \cdot H \quad (2.7)$$

The exact particulars of the power spectra $P(k)$ are in Kadoka's well written arXIV paper, but it suffices to say that the natural logarithm of the power spectra $P(k)$ is equal to an integral over ξ values from zero to infinity, with part of the integrand involving a so called 'window function' times the power spectra $P(k)$, for $G(k)$ of equation 2.2a above. I do believe one can say the following:

Kenji Kadoka's methodology permits the general reconstruction of potentials as up to about 1000 years after the big bang. The issue at stake though is if or not reconstructive methodology using some of these same methods could be countenanced going up to the end of the 60 e-folding period commonly viewed as the demarcation between flat and curved space, with a curved space milieu being the regime of active nucleation of our universe. This would entail, among other things, finding traces in CMB data of the initial signature of the big bang itself and tying it into a QCD style phase transition, via the potential system which will be discussed briefly in the next section. This methodology by Kadota should be seen as a successor to *Copeland*, *Kolb et al* and their earlier paper about generalized procedures for reconstruction of cosmologically significant potentials in cosmology⁹

III. BRIEF RE CAP OF QINS EXTRA DIMENSIONS FROM DARK MATTER ARTICLE

As mentioned, Quinn's article² gives a new force law, with respect to distances at or below $1nm$ in length. As presented in the article, this appears to be a verification of the existence of small but non infinitesimal extra dimensions. The key assumption which was used in their paper was a force law of the general form for distances $r \ll R$:

$$F = \alpha \cdot \frac{GMm}{r^{2+n}} \quad (3.1)$$

Here, α is a constant with dimensions $[length]^n$, G is the gravitational constant, and M and m are the masses of the two particles and $\alpha \equiv R^n$ was set, while the value of n was, partly to fit with an argument given by Volt and Wannier² that the quantum mechanical cross section for collision is twice the corresponding classical value, if one assumes a central force field dependence of r^{-5} . This all together, if one assumes that initially r is of the order of magnitude of Planck's length l_p would lead to extremely strong pressure values upon the domain walls of a nucleated scalar field initial states, which I claim would lead to a quite necessary collapse of the thin wall approximation. This collapse of the thin wall approximation set the stage for an Einstein constant dominated regime in inflation, if one adheres to a version of Scherrer's K essence theory¹⁰ results for modeling the di quark pairs used as an initial starting point for soliton-anti soliton pairs(S-S') in the beginning of quantum nucleation of our universe.

IV. HOW TO ANALYZE PHYSICAL STATES IN THE PRECURSORS TO INFLATIONARY COSMOLOGY

Let us first consider an elementary definition of what constitutes a semi classical state. As visualized by Buniy and Hsu,¹¹ it is of the form $|a\rangle$ which has the following properties:

i) Assume $\langle a|1|a\rangle = 1$

(Where 1 is an assumed identity operator, such that $1|a\rangle = |a\rangle$)

ii) We assume that $|a\rangle$ is a state whose probability distribution is peaked about a central value, in a particular basis, defined by an operator Z

a) Our assumption above will naturally lead, for some n values

$$\langle a|Z^n|a\rangle \equiv (\langle a|Z|a\rangle)^n \quad (4.1)$$

Furthermore, this will lead to, if an operator Z obeys Eq. (4.1) that if there exists another operator, call it Y which does not obey Eq. (4.1), that usually we have non commutativity

$$[Y, Z] \neq 0 \quad (4.2)$$

Buniy and Hsu⁶ speculate that we can, in certain cases, approximate a semi classical evolution equation of state for physical evolution of cosmological states with respect to classical physics operators. This well may be possible for post inflationary cosmology; however, in the initial phases of quantum nucleation of a universe, it does not apply.

To review our model of S-S' pair nucleosynthesis for di quark pair states in an early universe, first is the issue of how the potential evolved. Namely:

$$\begin{array}{lll} V_1 & \rightarrow V_2 & \rightarrow V_3 \\ \phi(\text{increase}) \leq 2 \cdot \pi & \rightarrow \phi(\text{decrease}) \leq 2 \cdot \pi & \rightarrow \phi \approx \varepsilon^+ \\ t \leq t_p & \rightarrow t \geq t_p + \delta \cdot t & \rightarrow t \gg t_p \end{array} \quad (4.3)$$

We described the potentials V_1 , V_2 , and V_3 in terms of S-S' di quark pairs nucleating and then contributing to a chaotic inflationary scalar potential system.

$$V_1(\phi) = \frac{M_p^2}{2} \cdot (1 - \cos(\phi)) + \frac{m^2}{2} \cdot (\phi - \phi^*)^2 \quad (4.4a)$$

$$V_2(\phi) \approx \frac{(1/2) \cdot m^2 \phi^2}{(1 + A \cdot \phi^3)} \quad (4.4b)$$

$$V_3(\phi) \approx (1/2) \cdot m^2 \phi^2 \quad (4.4c)$$

Note that Eq. (4.3a) is a measure of the onset of quantum fluctuations¹²

$$\phi^* \equiv \left(\frac{3}{16 \cdot \pi} \right)^{\frac{1}{4}} \cdot \frac{M_P^{\frac{3}{2}}}{m^{\frac{1}{2}}} \cdot M_P \rightarrow \left(\frac{3}{16 \cdot \pi} \right)^{\frac{1}{4}} \cdot \frac{1}{m^{\frac{1}{2}}} \quad (4.4d)$$

and should be seen in the context of the fluctuations having an upper bound specified by¹²

$$\tilde{\phi}_0 > \sqrt{\frac{60}{2 \cdot \pi}} M_P \approx 3.1 M_P \quad (4.4e)$$

Also, the fluctuations Guth¹² had in mind were modeled via

$$\phi \equiv \tilde{\phi}_0 - \frac{m}{\sqrt{12 \cdot \pi \cdot G}} \cdot t \quad (4.4f)$$

This is for his chaotic inflation model using his potential; which we call the third potential in Eq. (4.4c)

However, I show elsewhere¹³ that for the false vacuum hypothesis to hold for Eq. (4.4a) that there is

$$V_1(\phi_F) - V_1(\phi_T) \cong .373 \propto L^{-1} \cong \alpha \quad (4.4g)$$

Let us now view a toy problem involving use of a S-S' pair which we may write as¹³

$$\phi \equiv \pi \cdot [\tanh b(x - x_a) + \tanh b(x_b - x)] \quad (4.5)$$

We can, in this give an approximate wave function as given by:

$$\psi \cong c_1 \cdot \exp(-\tilde{\alpha} \cdot \phi(x)) \quad (4.6)$$

Then we can look to see if we have¹¹

$$\left(\int_{x_a}^{x_b} \psi \cdot V_i \cdot \psi \cdot 4\pi \cdot x^2 \cdot dx \right)^N \equiv \int_{x_a}^{x_b} \psi \cdot [V_i]^N \cdot \psi \cdot 4 \cdot \pi \cdot x^2 \cdot dx \quad \Bigg|_{i=1,2,3} \quad (4.7)$$

Please see the conclusion for misgivings I have about this very simplified model in Eq. (4.7). Eq. (4.7) would likely be redone substantially in a future calculation with brane world type of topological defects. Assuming that this is a valid initial dimensional approximation, we did the following for the three potentials.

- a. Assumed that the scalar wave functional term was decreasing in ‘*height*’ and increasing in ‘*width*’ as we moved from the first to the third potentials. ϕ also had a definite evolution of the domain wall from a ‘*near perfect*’ thin wall approximation to one which had a considerable slope existing with respect to the wall.
- b. We also observed that in doing this sort of model that there was a diminishing of applicability of Eq. (4.7) for large N values, regardless if or not the thin wall approximation was weakened as we went from the first to the third potential system. In doing to, we also noted that even in Eq. (4.7) for the first potential, where Eq. (4.7) was almost identically the same values on both sides of the inequality, that Eq. (4.7) had diminishing applicability as a result for decreasing b values in Eq. (4.5), which corresponded to when the thin wall approximation was least adhered to.

We also observed that for the third potential, that there was never an overlap in value between the left and right hand sides of Eq. (4.7), regardless of whether the thin wall approximation was adhered to. In other words, the third potential was least linkable to a semi classical approximation of physical behavior linkable to a physical system, while Eq. (4.7) worked best for a thin domain wall approximation to Eq. (4.5) in the driven sine Gordon approximation of a potential system. In all this, we assumed that the small perturbing term added to the $(1 - \cos(\phi))$ part of Eq. (4.7) was a physical driving term to a very classical potential system $(1 - \cos(\phi))$ which had a quantum origin consistent with the interpretation of a false vacuum nucleation of the sort initially formulated by Sidney

Coleman.⁵ Furthermore, as we observed an expanding ‘width’ in Eq. (4.5), the alpha term in Eq (4.6) shrank in its value, corresponding to a change in the position of constituent S-S’ components in the scalar field given in this model. The S-S’ terms roughly corresponded to di quark pairs.

- c. Chaotic inflation in cosmology is, in the sense a quartic potential portrayed by Guth,¹² a general term for models of the very early Universe which involve a short period of extremely rapid (exponential) expansion; blowing the size of what is now the observable Universe up from a region far smaller than a proton to about the size of a grapefruit (or even bigger) in a small fraction of a second. This process smoothes out space-time to make the Universe flat, but is not in the model presented linkable in the chaotic inflationary region given by the third potential to any semi classical arguments. The relative good fit of Eq. (4.7) for the first potential is in itself an argument that the thin wall approximation breaks down past the point of baryogenesis after the chaotic inflationary regime is initiated by the third potential as modeled by Guth.¹²

To summarize the numerical procedures in the set of simulations for Eq. (7), they are:

For the first potential, Eq. (4.4a), $\tilde{\alpha} \rightarrow .373$ in Eq. (4.6), and $b \rightarrow 20$ in Eq (4.5);

Eq (4.7) gives us:

$$\left(\int_{-x_b}^{x_b} \psi \cdot V_1 \cdot \psi \cdot 4\pi \cdot x^2 \cdot dx \right)^{N=10} \equiv 5.49 \times E - 5 \quad (4.7a1)$$

while

$$\left(\int_{-x_b}^{x_b} \psi \cdot (V_1)^{10} \cdot \psi \cdot 4\pi \cdot x^2 \cdot dx \right) \equiv 5.92 \times E - 5 \quad (4.7a2)$$

This assumes that the second term in the first potential, Eq (4.3a), is 1/100 of the first term. Were we to have a smaller b term, the relative overlap of Eq. (4.7a1) and Eq. (4.7a2) would go down, and it goes up with increasing b values.

If we pick $A = .5$ in the second potential — Eq. (4.4b), $\tilde{\alpha} \rightarrow .373/2$ in Eq. (4.6), and $b \rightarrow 10$ in Eq. (4.5) — a halving of the height of the phase ϕ and a doubling of the ‘length’ integrated over Eq. (4.7) gives us:

$$\left(\int_{-2x_b}^{2x_b} \psi \cdot V_2 \cdot \psi \cdot 4\pi \cdot x^2 \cdot dx \right)^{N=10} \cong 2.286 \times E - 8 \quad (4.7b1)$$

and

$$\left(\int_{-2x_b}^{2x_b} \psi \cdot (V_2)^{10} \cdot \psi \cdot 4\pi \cdot x^2 \cdot dx \right) \cong 0 \quad (4.7b2)$$

As with the first potential, the relative divergence of the left and right hand sides of Eq. (4.7) go up if b gets smaller and decrease if b gets larger. Still, this has a far less rigorous fit between the left and sides of Eq. (4.7) fit together than what happens with the first potential situation.

And, then, finally we have the chaotic inflationary potential given by Guth,¹² which shows no overlap at all in either side of Eq. (7). For the thrid potential, Eq. (3c), $\tilde{\alpha} \rightarrow .373/4$ in Eq. (6), $b \rightarrow 5$ in Eq. (5), and a division by 4 of the height of the phase ϕ and multiplication by four of the ‘length’ integrated over results in

$$\left(\int_{-4x_b}^{4x_b} \psi \cdot V_3 \cdot \psi \cdot 4\pi \cdot x^2 \cdot dx \right)^{N=10} \cong 2.707 \times E - 11 \quad (4.7c1)$$

and

$$\left(\int_{-4x_b}^{4x_b} \psi \cdot (V_3)^{10} \cdot \psi \cdot 4\pi \cdot x^2 \cdot dx \right) \equiv 3.258 \times E + 10 \quad (4.7c2)$$

These results hold, even if b is increased in value. Namely, the overlap vanishes completely.

Appendix I offers even more striking results. Namely that if one uses a higher 6 dimensional ‘volume’ element for initial nucleated space, that the agreement of Eq. (7) for a spatial six dimensional analysis as a starting point for the first potential will lead to an almost exact equality. Furthermore, if we use a normalization procedure as outlined in that appendix, and compare the ratios of both sides, that the relative slope of the scalar field will not be terribly important, in determining the relative contributions to both sides of Eq. (7) for 2nd and 3rd potentials. Still though we argue that for especially the 1st potential that the higher dimensionality enhances the likelihood of a semi classical analysis being a good starting point, even though it appears to have only weak links to the chaotic inflationary 3rd potential as given in this analysis.

The comparison of the evolution of these different cases for Eq. (4.7) argue that if we show that in between the physical states represented from the first to the third potentials there is a phase change which has measurable consequences for cosmological evolution. Furthermore, we can employ a different paradigm as to how topological defects (kinks and anti kinks) contribute to the onset of initial conditions at the beginning of inflationary cosmology. Currently, as seen by Mark Trodden¹⁴ and Trodden et al,¹⁵ topological defects are similar to D branes of string theory; while this S-S’ (soliton-antisoliton)

construction permits extensions to super-symmetric theories, it obscures direct links to inflationary cosmological potentials such as Guth's¹² harmonic potential.

The zeroth level assumption underlying this is that there could be a C-P violation in the initial phases of states of matter. This in turn leads to Baryon matter state separation into Baryon-anti Baryon pairs (di quark pairs) which in turn would lead to the S-S' pair formation alluded to in Guth.¹² If the di quark pairs form, we would have a situation where an overall topological charge Q would tend to then vanish for our physical system.

To make the linkage clearer, we can present the di quark S-S' pairs as an initial starting point for times $t \leq t_p$, where t_p is Planck's discretized smallest unit of time as a coarse graining of time stepping in cosmological evolution. Initially, let us look at work by Zhitnitsky¹⁶ about formation of a soliton object via a so called di quark condensate.

- a) A C-P violation in initial states would lead to an initial Baryon condensate of matter separating into actual S-S' di quark pairs:
- b) for times less than or equal to Planck time t_p the potential system for analyzing the nucleation of a universe is a driven Sine Gordon system,¹⁷ with the driving force in magnitude far less than the overall classical Sine Gordon potential.
- c) for this potential system, topological charges for a S-S' di quark pair stem prior to Planck time t_p cancel out, leaving a potential proportional to ϕ^2 minus a contribution due to quantum fluctuations of a scalar field being equal in magnitude to a classical system, with the remaining scalar potential field contributing to cosmic inflation in the history of the early universe.

The next assumption is that a vacuum fluctuation of energy equivalent to $\Delta t \cdot \Delta E = \hbar$ will lead to the nucleation of a new universe, provided that we are setting our initial time $t_p \approx \Delta t$ as the smallest amount of time which can be ascertained in a quantum universe.

If a phase transition occurs right after our nucleation of an initial state, it is due to the time of nucleation actually being less than (or equal to) Planck's minimum time interval t_p , with the length specified by reconciling the fate of the false vacuum potential used in nucleation with a Bogomol'nyi inequality specifying the vanishing of topological charge¹⁸. We can use S-S' di quark pairs to represent an initial scalar field, which, after time $t_p \approx \Delta t$, will descend into the typical chaotic inflationary potential used for inflationary cosmology.

V. INCLUDING IN NECESSARY AND SUFFICIENT CONDITIONS FOR FORMING A CONDENSATE STATE AT OR BEFORE PLANCK TIME t_p

For a template for the initial expansion of a scalar field leading to false vacuum inflationary dynamics in the expansion of the universe, Zhitnitsky's¹⁹ formulation for how to form a condensate of a stable soliton style configuration of cold dark matter is a useful starting point for how an axion field can initiate forming a so called QCD ball. Zhitnitsky¹⁹ uses quarks in a non-hadronic state of matter that, in the beginning, can be in di quark pairs. A di quark pair would permit making equivalence arguments to what is done with cooper pairs and a probabilistic representation as to find the relative 'size' of the cooper pair. We assume an analogous operation can be done with respect to di quark pairs. In doing so, calculations¹⁹ for quarks being are squeezed by a so called QCD phase transition due to the violent collapse of an axion domain wall. The axion domain wall would be the squeezer to obtain a so called S-S' configuration. This presupposes a formation of a highly stable soliton type configuration in the onset due to the growth in baryon mass

$$M_B \approx B^{8/9} \quad (5.1)$$

This is due to a large baryon (quark) charge B which Zhitnitsky¹⁹ finds is smaller than an equivalent mass of a collection of free separated nucleons with the same charge. This provides a criteria for absolute stability by writing a region of stability for the QCD balls dependent upon the inequality occurring for $B. > B_c$ (a critical charge value)

$$m_N > \frac{\partial M_B}{\partial B} \quad (5.2)$$

He¹⁹ furthermore states that stability, albeit not absolute stability is still guaranteed for the formation of meta stable states occurring with

$$1 \ll B < B_c \quad (5.3)$$

If we make the assumptions that there is a balance between Fermi pressure P_f and a pressure due to surface tension, with σ being an axion wall tension value¹⁹ so that

$$\left(P_\sigma \cong \frac{2\sigma}{R} \right) \equiv \left(P_f \cong -\frac{\Omega}{V} \right) \quad (5.4)$$

This pre supposes that Ω is some sort of thermodynamic potential of a non interacting Fermi gas, so that one can then get a mean radius for a QCD ball at the moment of formation of the value, when assuming $\tilde{c} \approx .7$, and also setting $B \approx B_c \propto 10^{+33}$ so that

$$R \equiv R_0 \cong \left(\frac{\tilde{c} \cdot B^{4/3}}{8 \cdot \pi \cdot \sigma} \right)^{1/3} \quad (5.5)$$

If we wish to have this of the order of magnitude of a Planck length l_p , then the axion domain wall tension must be huge, which is not unexpected. Still though, this pre supposes a minimum value of B which Zhitnitsky¹⁹ set as

$$B_C^{\text{exp}} \sim 10^{20} \tag{5.6}$$

We need to keep in mind that Zhitnitsky¹⁹ set this parameterization up to account for a dark matter candidate. I am arguing that much of this same concept is useful for setting up an initial condensate of di quark pairs as, separately S-S' in the initial phases of nucleation, with the further assumption that there is an analogy with the so called color super conducting phase (CS) which would permit di quark channels. The problem we are analyzing not only is equivalent to BCS theory electron pairs but can be linked to creating a region of nucleated space in the onset of inflation which has S-S' pairs. The S-S' pairs would have a distance between them proportional to distance mentioned earlier, R_0 , which would be greater than or equal to the minimum Planck's distance value of l_p . The moment one would expect to have deviations from the flat space geometry would closely coincide with Rocky Kolb's model for when degrees of freedom would decrease from over 100 degrees of freedom to roughly ten or less during an abrupt QCD phase transition⁴. The QCD phase transition would be about the time one went from the first to the second potential systems mentioned above.

VI. HOW THIS TIES IN WITH REGARDS TO THE SCHERRER K ESSENCE MODEL RESULTS

We²⁰ have investigated the role an initial false vacuum procedure with a driven sine Gordon potential plays in the nucleation of a scalar field in inflationary cosmology. Here, we show how that same scalar field blends naturally into the chaotic inflationary cosmology presented by Guth¹² which has its origins in the evolution of nucleation of an electron-positron pair in a de Sitter cosmology. The final results of this model,

when $\phi \rightarrow \varepsilon^+$, appears congruent with the existence of a region that matches the flat slow roll requirement of

$$\left| \frac{\partial^2 V}{\partial \phi^2} \right| \ll H^2 \quad (6.1)$$

Here, the negative pressure requirement involving both first and second derivatives of the potential w.r.t. scalar fields divided by the potential itself being very small quantities, where H is the expansion rate that is a requirement of realistic inflation models.¹² This is due to having the potential in question $V \propto \phi^2 \xrightarrow{\phi \rightarrow \varepsilon^+} V_0 \equiv \text{constant}$ for declining scalar values.

We have formed, using Scherrer's argument,^{10,20} a template for evaluating initial conditions to shed light on whether this model universe is radiation-dominated in the beginning or is more in sync with having its dynamics determined by assuming a straight cosmological constant. Our surprising answer is that we do not have conditions for formation of a cosmological constant-dominated era when close to a thin wall approximation of a scalar field of a nucleating universe, but that this is primarily due to an extremely sharp change in slope of the would-be potential field ϕ . The sharpness of this slope, leading to a near delta function behavior for kinematics at the thin wall approximation for the initial conditions of an expanding universe would lead, at a later time, to conditions appropriate for necessary and sufficient cosmological dynamics largely controlled by a cosmological constant when the scalar field itself ceases to be affected by the thin wall approximation but is a general slowly declining slope.

VII. HOW DARK MATTER TIES IN, USING PURE KINETIC K ESSENCE AS DARK MATTER TEMPLATE FOR A NEAR THIN WALL APPROXIMATION OF THE DOMAIN WALL FOR ϕ

We define k essence as any scalar field with non-canonical kinetic terms. Following Scherrer,^{10,20} we introduce a momentum expression via

$$p = V(\phi) \cdot F(X) \quad (7.1)$$

where we define the potential in the manner we have stated for our simulation as well as set¹³

$$X = \frac{1}{2} \cdot \nabla_\mu \phi \cdot \nabla^\mu \phi \quad (7.2)$$

and use a way to present F expanded about its minimum and maximum^{10,20}

$$F = F_0 + F_2 \cdot (X - X_0)^2 \quad (7.3)$$

where we define X_0 via $F_X|_{X=X_0} = \frac{dF}{dX}|_{X=X_0} = 0$, as well as use a density function^{10,20}

$$\rho \equiv V(\phi) \cdot [2 \cdot X \cdot F_X - F] \quad (7.4)$$

where we find that the potential neatly cancels out of the given equation of state so^{10,20}

$$w \equiv \frac{p}{\rho} \equiv \frac{F}{2 \cdot X \cdot F_X - F} \quad (7.5)$$

as well as a growth of density perturbations terms factor Garriga and Mukhanov²¹ wrote as

$$C_x^2 = \frac{(\partial p / \partial X)}{(\partial \rho / \partial X)} \equiv \frac{F_X}{F_X + 2 \cdot X \cdot F_{XX}} \quad (7.6)$$

where $F_{XX} \equiv d^2 F / dX^2$, and since we are fairly close to an equilibrium value, we pick a value of X close to an extremal value of X_0 .^{10,20}

$$X = X_0 + \tilde{\varepsilon}_0 \quad (7.7)$$

where, when we make an averaging approximation of the value of the potential as very approximately a constant, we may write the equation for the k essence field as taking the form (where we assume $V_\phi \equiv dV(\phi) / d\phi$)

$$(F_X + 2 \cdot X \cdot F_{XX}) \cdot \ddot{\phi} + 3 \cdot H \cdot F_X \cdot \dot{\phi} + (2 \cdot X \cdot F_X - F) \cdot \frac{V_\phi}{V} \equiv 0 \quad (7.8)$$

as approximately

$$(F_X + 2 \cdot X \cdot F_{XX}) \cdot \ddot{\phi} + 3 \cdot H \cdot F_X \cdot \dot{\phi} \cong 0 \quad (7.9)$$

which may be re written as^{10,20}

$$(F_X + 2 \cdot X \cdot F_{XX}) \cdot \ddot{X} + 3 \cdot H \cdot F_X \cdot \dot{X} \cong 0 \quad (7.10)$$

In this situation, this means that we have a very small value for the growth of density perturbations^{10,20}

$$C_s^2 \cong \frac{1}{1 + 2 \cdot (X_0 + \tilde{\varepsilon}_0) \cdot (1 / \tilde{\varepsilon}_0)} \equiv \frac{1}{1 + 2 \cdot \left(1 + \frac{X_0}{\tilde{\varepsilon}_0}\right)} \quad (7.11)$$

when we can approximate the *kinetic energy* from

$$(\partial_\mu \phi) \cdot (\partial^\mu \phi) \equiv \left(\frac{1}{c} \cdot \frac{\partial \phi}{\partial t} \right)^2 - (\nabla \phi)^2 \cong -(\nabla \phi)^2 \rightarrow -\left(\frac{d}{dx} \phi \right)^2 \quad (7.11a)$$

and, if we assume that we are working with a comparatively small contribution w.r.t. time variation but a very large, in many cases, contribution w.r.t. spatial variation of phase

$$|X_0| \approx \frac{1}{2} \cdot \left(\frac{\partial \phi}{\partial x} \right)^2 \gg \tilde{\varepsilon}_0 \quad (7.11b)$$

$$0 \leq C_s^2 \approx \varepsilon^+ \ll 1 \quad (7.12)$$

And ^{10,20}

$$w \equiv \frac{P}{\rho} \cong \frac{-1}{1 - 4 \cdot (X_0 + \tilde{\varepsilon}_0) \cdot \left(\frac{F_2}{F_0 + F_2 \cdot (\tilde{\varepsilon}_0)^2} \cdot \tilde{\varepsilon}_0 \right)} \approx 0 \quad (7.13)$$

We get these values for the phase ϕ being nearly a box, i.e. the thin wall approximation for b being very large in Eq. (4.5); this is consistent with respect to Eq. (7.13) main result, with $w \equiv \frac{P}{\rho} \cong 0 \Rightarrow$ treating the potential system given by the first potential (modified sine Gordon with small quantum mechanical driving term added) as a semi classical system obeying Eq. (4.7). This also applies to the formation of S-S' pair formation due to the di quarks as alluded to in Zhitinisky's¹⁶ formulation of QCD balls with an axion wall squeezer having a 'thin wall' character.

When we observed

$$|X_0| \approx \frac{1}{2} \cdot \left(\frac{\partial \phi}{\partial x} \right)^2 \cong \frac{1}{2} [\delta_n^2(x+L/2) + \delta_n^2(x-L/2)] \quad (7.14)$$

with

$$\delta_n(x \pm L/2) \xrightarrow{n \rightarrow \infty} \delta(x \pm L/2) \quad (7.15)$$

as the slope of the S-S' pair approaches a box wall approximation in line with thin wall nucleation of S-S' pairs being in tandem with $b \rightarrow \text{larger}$. Specifically, in our simulation, we had $b \rightarrow 10$ above, rather than go to a pure box style representation of S-S' pairs; this could lead to an unphysical situation with respect to delta functions giving infinite values of infinity, which would force both C_s^2 and $w \equiv \frac{p}{\rho}$ to be zero for

$$|X \approx X_0| \cong \frac{1}{2} \cdot \left(\frac{\partial \phi}{\partial x} \right)^2 \rightarrow \infty \text{ if the ensemble of S-S' pairs were represented by a pure thin}$$

wall approximation,²⁰ i.e., a box. If we adhere to a finite but steep slope convention to modeling both C_s^2 and $w \equiv \frac{p}{\rho}$, we get the following: When $b \geq 10$ we obtain the conventional results of

$$w \cong \frac{-1}{1-4 \cdot \frac{X_0 \cdot \tilde{\epsilon}_0}{F_2}} \rightarrow -1 \quad (7.16)$$

and recover Scherrer's solution for the speed of sound^{10,20}

$$C_s^2 \approx \frac{1}{1+4 \cdot X_0 \left(1 + \frac{X_0}{2 \cdot \tilde{\epsilon}_0} \right)} \rightarrow 0 \quad (7.17)$$

(If an example $F_2 \rightarrow 10^3, \tilde{\varepsilon}_0 \rightarrow 10^{-2}, X_0 \rightarrow 10^3$). Similarly, we would have if $b \rightarrow 3$ in Eq. (4.5)

$$w \cong \frac{-1}{1 - 4 \cdot \frac{X_0 \cdot \tilde{\varepsilon}_0}{F_2}} \rightarrow -1 \quad (7.18)$$

and

$$C_s^2 \approx \frac{1}{1 + 4 \cdot X_0 \left(1 + \frac{X_0}{2 \cdot \tilde{\varepsilon}_0} \right)} \rightarrow 1 \quad (7.19)$$

if $F_2 \rightarrow 10^3, \tilde{\varepsilon}_0 \rightarrow 10^{-2}$. Furthermore $|X_0| \rightarrow a \text{ small value}$, which for $b \rightarrow 3$ in Eq. (5)

would lead to $C_s^2 \approx 1$, i.e., when the wall boundary of a S-S' pair is no longer approximated by the thin wall approximation. This eliminates having to represent the initial state as behaving like pure radiation state (as Cardone²² postulated), i.e., we then

recover the cosmological constant. When $|X_0| \approx \frac{1}{2} \cdot \left(\frac{\partial \phi}{\partial x} \right)^2 \gg \tilde{\varepsilon}_0$ no longer holds, we can

have a hierarchy of evolution of the universe as being first radiation dominated, then dark matter, and finally dark energy.

If $|X \approx X_0| \cong \frac{1}{2} \cdot \left(\frac{\partial \phi}{\partial x} \right)^2 \rightarrow \infty$, neither limit leads to a physical simulation that makes

sense; so, in this problem, we then refer to the contributing slope as always being large but not infinite. We furthermore have, even with $w = -1$

$$C_s^2 \equiv 1 \xrightarrow{b1 \rightarrow 3} 1 \quad (7.20)$$

indicating that the evolution of the magnitude of the phase $\phi \rightarrow \varepsilon^+$ corresponds with a reduction of our cosmology from a dark energy dark matter mix to the more standard cosmological constant models used in astrophysics. This coincidentally is when the semi classical evaluation involving S-S' di quark pairs breaks down, as given by Eq. (4.7) and corresponds to the b of Eq. (4.5) for $\phi \rightarrow \varepsilon^+$ being quite small. It also denotes a region where there is a dramatic reduction of the degrees of freedom of the FRW space time metric, as Kolb postulated⁴ so that we can then visualize cosmological dynamics being governed by the Einstein constant at the conclusion of the cosmological inflationary period.

VIII. USING JDEM ANALYSIS OF DATA WITH THIS METHODOLOGY.

The first step would be to refine the analytical algorithms to, give reliable data inputs into the right hand side ^{7,8} of $\frac{dG(\xi)}{d\xi} \equiv \sum_i p_i \cdot B_i(\ln \xi)$, where the left hand side of this equation actually could use, in a modified format the procedure given in Eq (4.4a) to Eq (4.4c), and this done to obtain a match up of the acceptable p_i entries with CMB data.

This would entail use of Monte Carlo simulations as well as far more developed analysis of how to obtain acceptable p_i entries in a more realistic manner than the toy problem

analyzed by *Kadoka's* toy problem^{7,8} example which he presented in figure 7 of his arXIV article⁸.

Afterwards, once acceptable procedures are outlined as to finding acceptable p_i entries for potentials other than the potential given by Kadoka's test scalar potential^{7,8} given as

$$V(\phi) \equiv (V_0 \cdot e^{\lambda(\phi-\phi_0)}) \cdot [1 + c \cdot e^{-\nu(\phi-\phi_0)^2}] \quad (8.1)$$

The potential reconstruction I believe could be greatly aided by some of the initial effective contributions of extra dimensionality and of side effects of the baryogenesis^{16,20} mentioned in the formation of our early universe potential nucleation model. The idea would be to find ways to obtain data sets via techniques most congruent to reliable potential reconstruction of the early inflationary cosmos. Before the 1000 or so year limit specified by Kenji Kadota in discussions I had with him at Pheno 2005⁷.

If finding acceptable match up of data sets with how to reconstruct a complicated potential beyond the one given by Eq (8.1) above was completed in general. Then one would face a discussion with manufacturers of the satellite used for dark matter searching as to tailor made electronics which would be acceptable for obtaining sufficient data sets. I am assuming that this investigation would be one out of many being used in the upcoming satellite mission.

IX. CONCLUSION

Veneziano model⁶ gives us a neat prescription of the existence of a Planck's length dimensionality for the initial starting point for the universe via:

$$l_P^2 / \lambda_S^2 \approx \alpha_{GAUGE} \approx e^\phi \quad (9.1)$$

where the weak coupling region would correspond to where $\phi \ll -1$ and λ_s is a so called quanta of length, and $l_p \equiv c \cdot t_p \sim 10^{-33} \text{ cm}$. As Veneziano implies by his 2nd figure ⁶, a so called scalar dilaton field with these constraints would have behavior seen by the right hand side of his figure one, with the $V(\phi) \rightarrow \varepsilon^+$ but would have no guaranteed false minimum $\phi \rightarrow \phi_F < \phi_T$ and no $V(\phi_T) < V(\phi_F)$. The typical string models assume that we have a present equilibrium position in line with strong coupling corresponding to $V(\phi) \rightarrow V(\phi_T) \approx \varepsilon^+$ but no model corresponding to potential barrier penetration from a false vacuum state to a true vacuum in line with Coleman's presentation.^{5,20} However, FRW cosmology²³ will in the end imply

$$t_p \sim 10^{-42} \text{ seconds} \Rightarrow \text{size of universe} \approx 10^{-2} \text{ cm} \quad (9.2)$$

which is still huge for an initial starting point, whereas we manage to in our S-S' 'distance model' to imply a far smaller but still non zero radii for the initial 'universe' in our model.

We find that the above formulation in Eq. (9.1) is most easily accompanied by the given S-S' di quark pair basis for the scalar field used in this paper, and that it also is consistent with the initial scalar cosmological state evolving toward the dynamics of the cosmological constant via the k essence argument built up near the end of this document. Furthermore, we also argue that the semi classical analysis of the initial potential system as given by Eq. (4.7) and its subsequent collapse is de facto evidence for a phase transition to conditions allowing for CMB to be created at the beginning of inflationary cosmology.

We are fortunate as shown in **Appendix I** that for determining the relative good fit of Eq. (4.7) that the relative domain walls slope of the initial phase given by Eq. (4.5) was not terribly significant, for the first potential system, which dove tails with Eq. (4.1) merely pushing out the domain walls, as a primary effect, for a driven sine Gordon type modeling of false vacuum nucleation. As ,mentioned earlier, this was actually heightened by the extra dimensionality as alluded to by the power law relationship in Eq. (4.1) making an almost perfect equality between the left and right hand sides of Eq. (4.7). That the different sides of Eq. (4.7) in **Appendix I** had varying values, showing different degrees of break down of this relationship for the 2nd transitional potential, due to differences in dimensionality and slope of the scalar field as given by Eq. (4.5) is probably due to this representing the abrupt loss of numbers of degrees of freedom Rocky Kolb has mentioned as part of a phase transition. Needless to say though, as we evolve toward the Einstein cosmological constant era and chaotic inflation, as given by the 3rd potential, we should keep in mind very real limits as to the comparative sharpness of the slope of the scalar field as given by Eq. (4.5)

K essence analysis argues against making b in Eq. (4.5) too large, i.e., if we have a ‘perfect’ thin wall approximation to our S-S’ di quark pairs, we will have the unphysical speed of sound results plus other consequences detailed in the k essence section of the document which we do not want. On the other hand, the semi classical analysis brought up in the section starting with Eq. (4.7) shows us that a close to the thin wall approximation for S-S’ di quark pairs gives an optimal fit for consistency in the potential with the wave functions exhibiting a thin wall approximation ‘character’. It is useful to note that our kinetic model can be compared with the very interesting Chimentos²⁴ purely

kinetic k -essence model, with density fluctuation behavior at the initial start of a nucleation process. The model indicate our density function reach $\rho = \text{constant}$ after passing through the tunneling barrier as mentioned in our nucleation of a S-S' pair ensemble. This is when the Einstein constant becomes dominant and that the semi classical approximation in Eq. (4.7) for a domain wall at the time the comparative thin wall approximation S-S' pair ceases to be relevant.

Our initial attempt here very likely should be re visited, especially if the sort of brane world objects referred to by Trodden et al^{14,15} are used in a future calculation for initial nucleation states. However, this should all be done to re calibrate how to fill in the CMB contribution toward reconstruction of a suitable class of potentials which could shed light not only on the origins of baryogenesis, in early universe models, but also in determining how dark matter-dark energy could contribute to the formation of initial inflationary cosmology parameters. The hope is that if suitable data reconstruction methodology is obtained and refined, that one could as an example determine how the initial physical fundamental constants could be set as they are, as well understand how dark matter-dark energy contribute to the initial origins of CMB itself

[Insert figures 1a, 1b, and then figures 2a, 2b with captions here]

Furthermore, we should note that these nucleation configurations fit in well with the following model of false vacuum nucleation.

[Insert figure 3 with caption here]

This is in line with the first specified potential as given in Eq. (4.4a) which we claim eventually becomes in sync with Eq. (4.4c). Further progress in investigating this phenomenology should take into account the datum so mentioned in the text, about the original multiple dimensions in the initial phases of a nucleating universe, which subsequently are reduced as the scalar potential evolves toward the chaotic potential given in Eq. (4.4c)

APPENDIX I:

HOW TO WORK WITH EQUATION 7 FOR MODELING THE EXISTENCE OF SEMI CLASSICAL BEHAVIOR IN AN EARLY UNIVERSE MODEL

For the first potential system, if we set $x_b=1$, $x_a= - 1$, and $b = 10$. (a sharp slope) for the scalar field boundary we have.

$$\alpha := \frac{.373}{1} \tag{1}$$

This assumes a Gaussian wave functional of

$$\psi(x) := \exp(-\alpha \cdot \phi(x)) \tag{2}$$

As well as a power parameter of

$$v := 9 \tag{3}$$

Also, we are using, initially, a phase evolution parameter of

$$\phi(x) := \pi \cdot [\tanh[b \cdot (x - x_a)] - \tanh[b \cdot (x_b - x)]] \tag{4}$$

The first potential system is re scaled as

$$V1(x) := \frac{1}{2} \cdot (1 - \cos(\phi(x))) - \frac{1}{200} \cdot (\phi(x) - \pi)^2 \quad (5)$$

In addition, the following is used as a rescaling of the inner product

$$c1 := \frac{1}{\int_{-30}^{30} (\exp(-\alpha \cdot \phi(x)))^2 \cdot \frac{\pi^3}{3} \cdot x^5 \, dx} \quad (6)$$

$$c2 := \int_{-30}^{30} (\exp(-\alpha \cdot \phi(x)))^2 \cdot \frac{\pi^3}{3} \cdot x^5 \cdot (V1(x))^v \cdot |c1| \, dx \quad (7)$$

$$c3 := \left[\int_{-30}^{30} (\exp(-\alpha \cdot \phi(x)))^2 \cdot \frac{\pi^3}{3} \cdot x^5 \cdot V1(x) \cdot |c1| \, dx \right]^v \quad (8)$$

$$c3b := \frac{c2}{c3} \quad (9)$$

Here,

$$C3b = .999 \quad (9a)$$

For the 2nd potential system, if we assume a sharp slope, i.e. $b1 = b = 10$, and

$$V2(x) := \frac{1}{2} \cdot \frac{(\phi_a(x))^2}{1 + .000001(\phi_a(x))^3} \quad (10)$$

If

$$\phi_a(x) := \pi \cdot [\tanh[b1 \cdot (x - xa)] - \tanh[b1 \cdot (xb - x)]] \quad (11)$$

and a modification of the ‘Gaussian width’ to be

$$\alpha_1 := \frac{.373}{30} \quad (12)$$

We do specify a denominator, due to a normalization contribution we write as

$$c_{1a} := \frac{1}{\int_{-30}^{30} (\exp(-\alpha_1 \cdot \phi_a(x)))^2 \cdot \frac{\pi^3}{3} \cdot x^5 \, dx} \quad (13)$$

$$c_4 := \int_{-30}^{30} (\exp(-\alpha_1 \cdot \phi_a(x)))^2 \cdot \frac{\pi^3}{3} \cdot x^5 \cdot (V_2(x))^v \cdot |c_{1a}| \, dx \quad (14)$$

In addition:

$$c_5 := \left[\int_{-30}^{30} (\exp(-\alpha_1 \cdot \phi_a(x)))^2 \cdot \frac{\pi^3}{3} \cdot x^5 \cdot V_2(x) \cdot |c_{1a}| \, dx \right]^v \quad (15)$$

We then use a ratio of

$$c_{5b} := \frac{c_4}{c_5} \quad (16)$$

Here, when one has the six dimensions, plus the thin wall approximation:

$$C_{5b} = 2.926E-3 \quad (17)$$

When one has three dimensions, plus the thin wall approximation

$$c_6 := \int_{-30}^{30} (\exp(-\alpha_1 \cdot \phi_a(x)))^2 \cdot \frac{\pi^1}{.25} \cdot x^2 \cdot (V_2(x))^v \cdot |c_{1b}| \, dx \quad (18)$$

$$c7 := \left[\int_{-30}^{30} (\exp(-\alpha \cdot \phi(x)))^2 \cdot \frac{\pi}{.25} \cdot x^2 \cdot V2(x) \cdot |c1b| \, dx \right]^v \quad (19)$$

$$c7b := \frac{c6}{c7} \quad (20)$$

This leads to

$$c7b = .019 \quad (21)$$

When one has the thin wall approximation removed, via $b1 = 1.5$, one does not see a difference in the ratios obtained.

For the 3rd potential system, which is intermediate between the 1st and 2nd potentials if the $b1 = b = 10$ value is used, one obtains for when we have six dimensions

$$\alpha1 := \frac{.373}{6} \quad (22)$$

As well as

$$V2(x) := \frac{1}{2} \cdot \frac{(\phi(x))^2}{1 + .5 \cdot (\phi(x))^3} \quad (23)$$

(When we have six dimensions)

$$C5b = 0.024 \quad (24)$$

(When we have three dimensions)

$$C7b = .016 \quad (25)$$

So, then one has $C5b = .024$, and $C7b = .016$ in the thin wall approximation

When $b1 = 3$ (non thin wall approximation)

$$C5b = .027 \tag{26}$$

(Six dimensions)

$$C7b = .02 \tag{27}$$

(three dimensions)

Summarizing, if

$$V1(x) := \frac{1}{2} \cdot (1 - \cos(\phi(x))) - \frac{1}{200} \cdot (\phi(x) - \pi)^2 = V1 \tag{28}$$

$$V2(x) := \frac{1}{2} \cdot \frac{(\phi(x))^2}{1 + .000001(\phi(x))^3} = V3 \tag{29}$$

$$V2(x) := \frac{1}{2} \cdot \frac{(\phi(x))^2}{1 + .5 \cdot (\phi(x))^3} = V2 \tag{30}$$

One finally obtains the following results, as summarized below

	b=b1 = 10	b1 = 3	b1 = 1
V1 (6 dim)	C3b = .999	No data	No data
V3 (6 dim)	C5b = 2.926E-3	No data	C5b = same value
V3 (3 dim)	C7b = .019	No data	C7b = same value
V2(6 dim)	C5b = .027	C5b = .024	No data
V2 (3 dim)	C7b = .02	C7b = .016	No data

Figure captions

Fig 1a,b: Evolution of the phase from a thin wall approximation to a more nuanced thicker wall approximation with increasing L between S-S' instanton components. The 'height' drops and the 'width' L increases correspond to a de evolution of the thin wall approximation. This is in tandem with a collapse of an initial nucleating 'potential' system to the standard chaotic scalar ϕ^2 potential system of Guth. As the 'hill' flattens, and the thin wall approximation dissipates, the physical system approaches standard cosmological constant behavior.

Fig 2a,b: As the walls of the S-S' pair approach the thin wall approximation, a normalized distance, $L=9 \rightarrow L=6 \rightarrow L=3$, approaches delta function behavior at the boundaries of the new nucleating phase. As L increases, the delta function behavior subsides dramatically. Here, the $L=9 \Leftrightarrow$ conditions approaching a cosmological constant. $L=6 \Leftrightarrow$ conditions reflecting Scherrer's dark energy-dark matter mix. $L=3 \Leftrightarrow$ approaching unphysical delta function contributions due to a pure thin wall model.

Fig 3: Initial configuration of the domain wall nucleation potential as given by Eq. (4.4a) which we claim eventually becomes in sync with Eq. (4.4c) due to the phase transition alluded to by Dr. Edward Kolbs model of how the initial degrees of freedom declined from over 100 to something approaching what we see today in flat Euclidian space models of space time (i.e. the FRW metric used in standard cosmology)

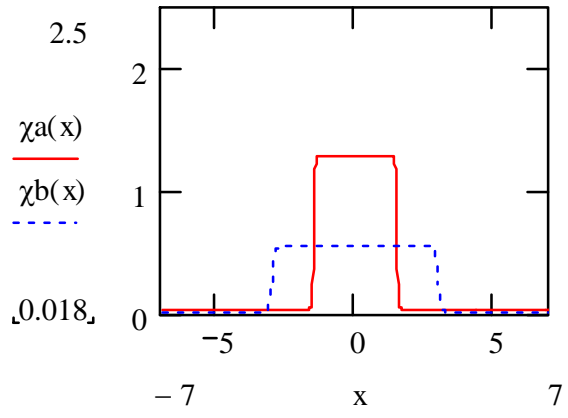


Figure 1a, 1b

Beckwith

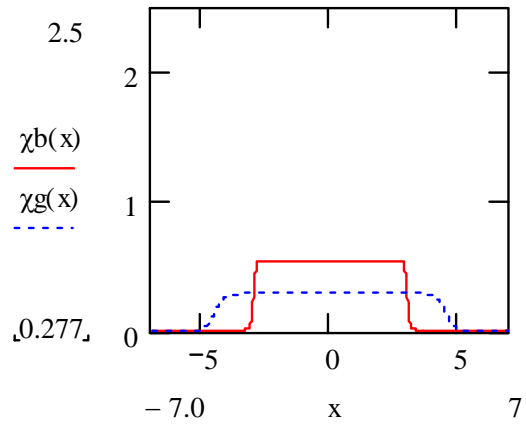


Figure 2a, 2b

Beckwith

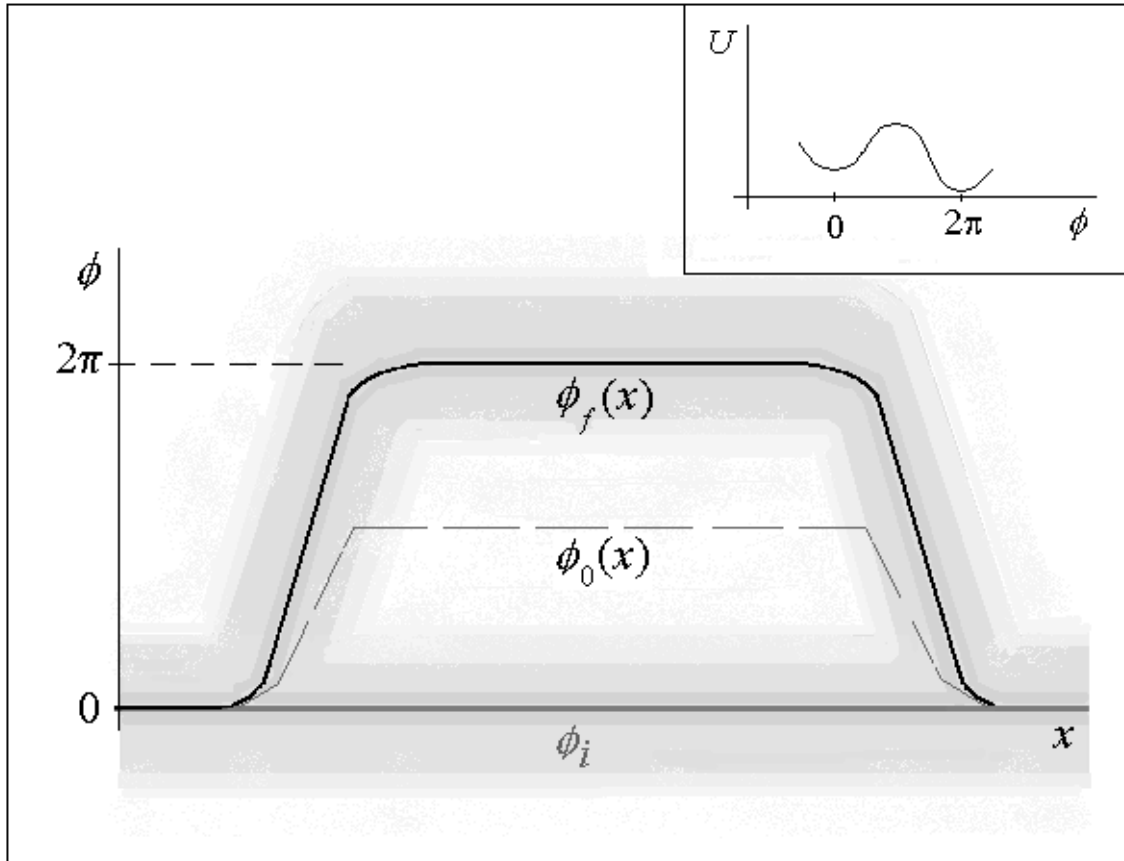


Figure 3

Beckwith

References

-
- ¹ A.W. Beckwith, white paper (appropriately) submitted to the Dark Energy Task Force, accepted June 28, 2005 by Rocky Kolb and Dana Lehr
- ² Qin, U.Pen, and J. Silk: arXIV : astro-ph/0508572 v1 26 Aug 2005 : *Observational Evidence for Extra dimensions from Dark Matter*
- ³ E. Volt, and G.H. Wannier, Phys. Rev 95, 1190(1954)
- ⁴ Edward (Rocky) Kolb in presentation at SSI 2005, Stanford Linear accelerator cosmology school. Also a datum which was given to me at 2005 CTEQ Summer school of QCD phenomenology, La Puebla, Mexico.
- ⁵ S. Coleman ; *Phys.Rev.D* **15**, 2929 (1977)
- ⁶ G. Veneziano : arXIV : hep-th/0002094 v1 11 Feb 2000
- ⁷ K. Kadota, in talk in parallel session of early universe models given at Pheno 2005, a conference organized by the Phenomenology institute of the physics department of the University of Wisconsin, Madison
- ⁸ Precision of Inflaton Potential Reconstruction from CMB Using the General Slow-Roll Approximation by *K. Kadota, S. Dodelson, W. Hu, and E. D. Steward* arXIV:astro-ph/0505185 v1 9 May 2005
- ⁹ On the reliability of inflaton potential reconstruction By *Edmund J. Copeland, Ian J. Grivell, and Edward W. Kolb* arXIV : astro-ph/9802209 v1 15 Feb 1998
- ¹⁰ R.J. Scherrer, arXIV astro-ph/0402316 v3 , May 6, 2004
- ¹¹ R.Buniy, S. Hsu: arXiv:hep-th/0504003 v3 8 Jun 2005
- ¹² A. Guth. arXIV: astro-ph/0002156 v1 7 Feb 2000, A. Guth. arXIV :astro-ph/0002186 v1 8 Feb 2000, A. H. Guth, Phys. Rev. D 23, 347-356 (1981)
- ¹³ An open question: Are topological arguments helpful in setting initial conditions for transport problems in condensed matter physics By A. Beckwith math-ph/0411031
- ¹⁴ M. Trodden : arXIV hep-th/9901062 v1 15 Jan 1999
- ¹⁵ M. Bowick, A. De Filice, and M. Trodden : arXIV hep-th/0306224 v1 23 Jun 2003
- ¹⁶ 'Dark Matter as Dense Color Superconductor' By A.R. Zhitnitsky arXIV: astro-ph/0204218 v1 12 April 2002

-
- ¹⁷ J.H.Miller, C. Ordonez, E.Prodan , *Phys. Rev. Lett* 84, 1555(2000)
- ¹⁸ ‘Making an analogy between a multi-chain interaction in Charge Density Wave transport and the use of wave functionals to form S-S’ pairs’ By *A.W. Beckwith in International Journal of Modern Physics B* (Accepted in 7 28 05): The same article, in part is at [math-ph/0408009](#)
- ¹⁹ ‘Dark Matter as Dense Color Superconductor’ By A.R. Zhitinisky, [arXIV: astro-ph/0204218 v1 12 April 2002](#)
- ²⁰ ‘How false vacuum synthesis of a universe sets initial conditions which permit the onset of variations of a nucleation rate per Hubble volume per Hubble time’ By A.W.Beckwith, [arXIV math-ph/0410060](#)
- ²¹ J. Garriga and V.F. Mukhanov, *Phys. Lett. B* **4 58**, 219 (1999)
- ²² V.F. Cardone, A. Troisi, and S. Capozziello, [astro-ph/0402228](#).
- ²³ Kolb E. W. and Turner M.S. , *The early universe*, Addison-Wesley , Redwood City, CA , 1990 ; Linde A.D. , *Particle Physics and Inflationary Cosmology*, Hardwood, New York, 1990.
- ²⁴ L. P. Chimento, [arXIV astro-ph/0311613](#)