

STABILITY OF FEW -CHARGE SYSTEM S IN Q U A N T U M M E C H A N I C S

E A . G . A m o u r

School of M a t h e m a t i c a l S c i e n c e s , U n i v e r s i t y o f N o t t i n g h a m , N o t t i n g h a m N G 7 2 R D , U K

J . M . R i c h a r d

Laboratoire de Physique Subatom ique et Cosm ologie,
Universite Joseph Fourier{CNRS-IN 2P 3,
53, avenue des M artyrs, 38026 G renoble Cedex, France

K . V a r g a

C o n d e n s e d M a t t e r S c i e n c e D i v i s i o n ,
O a k R i d g e , T N 37831, U S A ,
and
Institute of Nuclear Research of the Hungarian Academ y of Sciences,
A T O M K I , D e b r e c e n P O B o x 51, Hungary
(Dated: Last update D e c e m b e r 21, 2021, by J M R)

W e consider non-relativistic system s in quantum m echanics interacting through the C o u l o m b potential, and discuss the existence of bound states which are stable against spontaneous dissociation into sm aller atom s or ions. W e review the studies that have been m ade of speci c m ass con gurations and also the properties of the dom ain of stability in the space of m asses or inverse m asses. T hese rigorous results are suppl em ented by num erical investigations using accurate variational m ethods. A section is devoted to system s of three arbitrary charges and another to m olecules in a world w ith two space-dim ensions.

P A C S num b e r s : 03.65.G e, 36.10.-k, 31.15.A r, 31.15.P f

I. Introduction	5
II. Stability criteria	7
III. Particular three-unit-charge systems	8
A. Notation	8
B. H_2^+	9
C. H	10
D. Ps	11
E. $(p;e;e^+)$	12
F. $(p;p;e)$	17
G. Muonic molecular ions	17
IV. A general approach to three unit-charge systems	19
A. Triangular plot	19
B. General properties of the stability domain	20
C. Shape and width of the stability band	22
D. Applications of the convexity properties	24
E. Stability domain for excited states	25
V. Three-arbitrary-charge systems	26
A. Specific configurations	26
1. H-like states	26
2. H_2^+ -like states	26
B. General properties	26
C. Critical charge for binding two electrons	30
D. Further limiting cases	31
1. Nearly symmetric states	31
2. The asymmetric Born-Oppenheimer limit	32
E. Numerical investigations	33
F. Open issues	34
VI. Four-charge systems	36
A. Lowest threshold	36
B. Specific systems	37
1. H_2	37
2. Ps_2	37
3. PsH	39
C. Properties of the stability domain	39
1. Tetrahedral representation	39
2. Hydrogen-like configurations	42
3. Minimal extension of the stability domain	43
4. Stability for equally mass negatively-charged particles	44
5. Borromean binding	45
VII. Systems with five unit charges	47

A . $(m^+; m^+; m^+; m^-; m^-)$	47
B . $(M^+; M^+; M^+; m^-; m^-)$	48
C . $(p; p; e^-; e^-; x^+)$	49
D . $(M^+; x^+; x^+; e^-; e^-)$	50
E . $(M^+; M^+; e^-; e^-; x^-)$	51
F . $(M^+; M^-; m^+; m^-; x^+)$	52
G . $(M^+; M^+; M^-; m^-; m^-)$	52
H . $(e^+; e^+; e^-; e^-; x^+)$	54
I . The $e^+ p s H^-$ system	55
V III. Larger system s w ith bosons or ferm ions	57
IX . System s containing antiprotons	58
A . Antihydrogen, protonium and other antiprotonic atom s	58
1. Antihydrogen atom s	58
2. Protonium	59
3. Ordinary antiprotonic atom s	59
B . Three unit-charge system s w ith antiprotons	60
C . Antiprotonic helium	60
D . Four unit-charge system s w ith antiprotons	61
1. Sym m etry tests	61
2. $H\bar{H}$	61
E . Antihydrogen { Helium	62
F . Perspectives	63
X . Few -charge system s in two dim ensions	65
X I. C onclusion and outlook	68
A . Som e basic results on Schrodinger operators	70
1. Variational principle for the ground-state	70
2. Variational principle for excited states	70
3. Com parison Theorem	71
4. Scaling	72
5. V irial theorem	72
6. Hellm ann { Feynm an theorem	73
7. Concavity property of the ground state	73
8. Sym m etry breaking	73
9. Jacobi coordinates	74
10. 2D binding	75
11. Potentials w ith asym ptotic C oulom b attraction	76
B . Variational m ethods	77
1. Param etrisation of the wave function	77
a. Hylleraas and Exponential basis functions	77
b. Gaussian and correlated Gaussian basis	79
2. Optim isation of the param eters	79
a. Frolov's m ethod	80

b. Kamimura's method	80
c. Stochastic variational method	80
3. Real space approaches	81
4. Hyperspherical harmonics approach	82
5. Faddeev equations	82
6. The Variational Monte Carlo method	83
7. Short-range correlations	84
C. The Born-Oppenheimer approximation	86
D. Elementary three- and four-body calculations	89
1. Introduction	89
2. Helium and Helium-like atoms with fixed nucleus	89
3. Four-body systems	92
Acknowledgments	93
References	94

In classical mechanics, determining the motion of three bodies which attract each other according to Newton's universal law of gravitation is the most celebrated of all dynamical problems (see, for example, [1], [2]). Over the period since 1750, it has attracted the attention of some of the greatest mathematicians and, in particular, Euler, Lagrange, Jacobi, Poincaré and Levi-Civita. It cannot be solved exactly. However, recently the advent of high-speed computers has opened up a whole new approach to the problem by making possible step-by-step numerical integration of the differential equations of motion from the initial time to any desired later time. The quantum three-body problem also has a rather well-known history, in particular for systems governed by Coulomb forces. Some contributions will be reviewed in this article.

Suppose we have a quantum system made up of three particles, two having the same charge and the third having a charge of the same magnitude but of opposite sign, interacting only through Coulombic forces. According to non-relativistic quantum mechanics, such a system may, or may not, form bound states, depending on the relative masses of the particles. For instance H_2^+ ($p;p;e^-$), Ps ($e^+;e^-;e^-$) or H ($p;e^-;e^-$) are stable, while ($p;e^+;e^-$) or ($p;p;e^-$) are not. The critical values of the relative masses at which bound states appear have not been established. However, we shall describe in this article some of the interesting and often ingenious methods which have been devised to obtain bounds on the number of bound states of a given system and also on the critical mass ratios at which such states appear. Our aim is also to describe the properties of the stability domain as a function of the masses or inverse masses of the particles involved.

We then extend our study in several ways. First we consider three-body systems with arbitrary charges. There are sets of charges for which stability is obvious, i.e., is achieved whatever values are assumed for the masses. On the other hand, there are more interesting situations, where stability requires very large values of certain mass ratios.

Another field deals with systems containing more than three unit charges. In the case of four charges, whose best known prototype is the hydrogen molecule ($p;p;e^-;e^-$), we discuss for which masses there exists at least one bound state stable against spontaneous dissociation.

The sections which follow will be devoted to systems with five, six or more unit charges. Here, the boson or fermion character has to be specified when dealing with more than two identical particles.

We will also repeat some of the studies with only $d = 2$ space dimensions. In the one-body case, (or for two self-interacting particles), the situation is dramatically different for $d = 2$ and $d > 2$ since in the former case, any attractive potential, however weak, will produce a bound state. One expects also qualitative changes for more complex systems. Some conclusions, and a list of unsolved problems will be included in the last section.

Some useful results on Schrodinger operators, an introduction to methods for solving the few-body problems, in particular to the Born-Oppenheimer approximation and variational calculations, and a recollection of elementary calculations used historically to establish the stability of 3- and 4-body systems, are given in Appendices.

This review contains both a summary of rigorous results and a survey of accurate numerical methods. The knowledge of precise binding energies of few-charge systems is extremely useful in comparing the efficiency and accuracy of various quantum mechanical methods. It also helps development of new methods and the improvement of those already in exist-

tence, as well as the understanding of electron-electron, electron-positron or electron-lepton correlations and dynamics.

The investigation of the stability of few-charge systems is not only a very good testing ground for different models and methods but it also leads to important applications. The study of stability provides very useful information for various physical systems, e.g., positronic atoms [3, 4, 5, 6, 7], antimatter compounds [8], systems of atoms and antiatoms [9, 10], or charged excitons (system of electrons and holes) in semiconductors [11]. New experimental investigations [11] of the fine structure of charged excitons in semiconductor quantum dots have shown the existence of bound states of three electrons and a positive charge or four electrons plus two positive charges. The stability studies presented in this paper clearly show that such systems are not stable if only the pairwise Coulomb (or Coulomb-like) interaction is included and their existence is therefore due to some other binding mechanism, e.g., confinement. There is also an interesting analogy between multi-quark systems in hadron physics, and small exotic molecules: the property of flavour independence states that the same potential applies to quarks of different masses, in the same way that the same Coulomb interaction is felt by electrons, muons or antiprotons. For such systems, similar patterns are observed for configurations leading to maximal stability against spontaneous dissociation [12].

In the preparation of this review article, it has been necessary to read hundreds of papers. Unfortunately, it is impossible to discuss or even list all the contributions that have been made to the subject of few-charge systems in quantum mechanics. For example, there are more than twenty papers dealing with the binding energy and static properties of the positronium ion, with considerable overlap between them. In each section, the key pioneering papers are mentioned as well as a wide range of more recent contributions which should make it possible for the reader to explore the parts of the literature that are not referred to. We apologise in advance to any author of a significant contribution that has inadvertently been omitted.

As we are considering self-interacting, translation-invariant Hamiltonians in this review, we shall assume that the centre-of-mass motion is removed (see Appendix A), leading to the "interaction Hamiltonian" \hat{H}_{int} . In the case of three unit charges $(m_1^+; m_2^-; m_3^-)$, one can assume $m_2 = m_3$. Then, in simplified units,

$$E_{\text{th}} = \frac{1}{2} \frac{1}{13} = \frac{1}{2} \frac{m_1 m_3}{m_1 + m_3}; \quad (2.1)$$

the ground-state energy of the hydrogen atom-like system made up of particles 1 and 3, can be shown to be the lowest continuum threshold of \hat{H}_{int} . For systems with more than three charges, there is always such a threshold at which the system separates into two or more smaller neutral or charged systems made up of one or more particles.

Any eigenfunction with energy below this threshold will be square-integrable and thus correspond to a bound state [13].

This behaviour will be called genuine stability or simply, stability. Of course, it is sufficient to establish that some upper bound, as given for instance by the Rayleigh-Ritz variational method (see Appendix A), lies below E_{th} . However, if it cannot be established using the Rayleigh-Ritz method that an upper bound exists that is below E_{th} , this does not necessarily mean that the state under consideration is not bound. It may be that the nature of the variational trial function makes it impossible to obtain a sufficiently good upper bound. One possible way of showing that a state is not bound, when the Rayleigh-Ritz method is inconclusive, is to obtain a lower bound to the energy of the state and show that this is above E_{th} (see Appendix A, Section A 3).

Except in a few cases, we shall not consider the possibility of bound states in the continuum. The existence of such states is conceivable but they are rather pathological and are expected to be unstable under perturbations [14].

Forms of stability weaker than genuine stability can also occur.

1. Imagine two heavy nuclei or particles surrounded by electrons. The particles behave almost classically in the Born-Oppenheimer potential $V(r)$. If $V(r)$ has a local minimum at internuclear distance $r = r_0$, classical particles with sufficiently small kinetic energy would remain in the vicinity of this minimum, even if its value $V(r_0)$ lies above the dissociation energy. We shall call this behaviour classical stability.

2. Imagine a 3-body state $(a^+; b^-; c^-)$ with angular momentum and parity $J^P = 1^+$, this not including intrinsic spins and parities. Then the decay

$$(a^+; b^-; c^-) \rightarrow (a^+; b^-)_{1s} + c^-; \quad (2.2)$$

cannot take place if the atom in the final state is in its 1s ground-state with angular momentum and parity $j^P = 0^+$. The decay requires higher states, for instance 2p. This means that the threshold is higher, as long as radiative corrections are neglected. Otherwise, the reaction

$$(a^+; b^-; c^-) \rightarrow (a^+; b^-)_{1s} + c^- + \gamma; \quad (2.3)$$

would have to be considered. We shall call this behaviour metastability.

In this section, we present the methods applied to examine the stability of three unit-charge systems, and discuss in some details configurations which have been extensively studied. The next sections will be devoted to global studies of the stability region in the parameter space.

A. Notation

We consider systems with one charge, q_1 , of mass m_1 , and two charges opposite to q_1 , say $q_2 = q_3 = -q_1$, with masses m_2 and m_3 , respectively. By charge conjugation invariance, it does not matter whether $q_1 > 0$ and $q_2 = q_3 < 0$ or vice-versa. By scaling, one can take $q_1 = -q_2 = -q_3 = 1$.

The Hamiltonian thus reads

$$\hat{H} = \frac{p_1^2}{2m_1} + \frac{p_2^2}{2m_2} + \frac{p_3^2}{2m_3} + \frac{1}{r_{23}} - \frac{1}{r_{12}} - \frac{1}{r_{23}}; \quad (3.1)$$

where $r_{ij} = |\mathbf{r}_i - \mathbf{r}_j|$ is the distance between particles i and j .

If we separate out the centre-of-mass motion, we obtain the interaction Hamiltonian

$$\hat{H}_{\text{int}} = \hat{H} - \frac{(p_1 + p_2 + p_3)^2}{2(m_1 + m_2 + m_3)}; \quad (3.2)$$

Then if we take the origin of \hat{H}_{int} to be at particle 3,

$$\hat{H}_{\text{int}} = \frac{1}{2} \frac{1}{m_1} r_{r_1}^2 - \frac{1}{2} \frac{1}{m_2} r_{r_2}^2 - \frac{1}{m_3} r_{r_1} \cdot r_{r_2} - \frac{1}{r_1} + \frac{1}{r_2} - \frac{1}{r_{12}}; \quad (3.3)$$

where r_1 and r_2 are the position vectors of particles 1 and 2, respectively, with respect to the third particle as origin, m_i is the mass of the i th particle, and

$$\mu_1 = \frac{m_1 m_3}{m_1 + m_3}; \quad \mu_2 = \frac{m_2 m_3}{m_2 + m_3}; \quad (3.4)$$

where μ_1 , for example, is the reduced mass of particles 1 and 3.

\hat{H}_{int} represents the motion of two particles (more properly, pseudo-particles) of mass μ_1 and μ_2 , respectively. It differs from the usual form for the Hamiltonian for two particles as it contains a coupling term between the momenta of the particles. This is known as the Hughes-Eckart or mass-polarisation term [15, 16, 17].

If m_3 is very much larger than m_1 and m_2 , the effects introduced by locating the origin at particle 3 are very small. For this reason, they are normally neglected in the analogous many-body problem of an n -electron atom.

The mass-polarisation term can be eliminated by using Jacobi coordinates, first introduced by Jacobi and Lagrange, in the context of the three-body problem in Newtonian mechanics [2]. If we transform to new internal coordinates, (see Appendix A),

$$\mathbf{x} = r_1; \quad \mathbf{y} = r_2 - \frac{m_1}{m_1 + m_3} r_1; \quad (3.5)$$

which corresponds to taking the origin of the coordinates of particle 2 to be at the centre of mass of particles 1 and 3, \hat{H}_{int} is of the form [18, 19].

$$\hat{H}_{\text{int}} = \frac{1}{2} \dot{x}^2 - \frac{1}{2} \dot{y}^2 + \frac{1}{y + x_0} \left(\frac{1}{x} - \frac{1}{y} \right) \dot{x} \dot{y}; \quad (3.6)$$

where

$$x = r_2; \quad y = \frac{m_2(m_1 + m_3)}{(m_1 + m_2 + m_3)}; \quad x_0 = \frac{m_3}{m_1 + m_3}; \quad z_0 = \frac{m_1}{m_1 + m_3} \quad (3.7)$$

Note that though $x = r_1, r_x^2$ differs from $r_{r_1}^2$ as y , and not r_2 , is held constant during the partial differentiation. As seen in Appendix A, using Jacobi coordinates simplifies the kinetic energy part of \hat{H}_{int} at the expense of making the potential energy part more complicated.

B. H_2^+

The hydrogen molecular ion, H_2^+ , belongs to a special category of three-body systems that contain two identical particles and a third particle with charge of equal but opposite sign. Using the comparison theorem, see Appendix A, Hill [20] was able to prove that systems of this type always have at least one bound state. He was able to show further that these systems have only one bound state if $m_i/m_d < 0.210101636$, where m_i is the mass of the identical particles and m_d is the mass of the remaining particle.

In the case of H_2^+ , where the two identical particles are protons and the remaining particle an electron, $m_i/m_d = 1836.2$. Thus this system is far outside the region in which it can be shown that only one bound state exists. As might be expected, it can be shown that this system has many bound states.

The large difference in mass between the protons and the electron means that the Born-Oppenheimer approximation (Appendix C) gives accurate results when applied to this system. In this approximation, the nuclei are fixed and the energy of the electron is calculated as a function of the internuclear distance, R . The energy of the system is then obtained by calculating the energy of the nuclei moving in a potential made up of the electronic energy and the internuclear potential.

The Hamiltonian for the electron moving in the field of the fixed nuclei is

$$\hat{H} = \frac{1}{2m_e} \dot{r}^2 - \frac{1}{r_A} - \frac{1}{r_B}; \quad (3.8)$$

where m_e is the mass of the electron and r_A and r_B are the distance of the electron from nucleus A and B, respectively. The units are such that $\hbar = 1$ and $e = 1$, where e is the charge on the proton. In terms of prolate spheroidal (confocal elliptical) coordinates ξ, η , (see, for example, [21]), the potential, V , in this Hamiltonian is of the form

$$V = \frac{4}{R} \frac{1}{\xi^2 - 1} \frac{1}{\eta^2 - 1}; \quad (3.9)$$

where

$$\xi = \frac{r_A + r_B}{R}; \quad \eta = \frac{r_A - r_B}{R}; \quad (3.10)$$

and ϕ is the azimuthal angle with respect to Cartesian coordinates with origin at the midpoint of the internuclear axis and z-axis directed along this axis.

As is well known [22, 23], the Schrödinger equation with this Hamiltonian is separable in terms of prolate spheroidal coordinates. Details of papers describing how the resulting ordinary differential equations can be solved to give physically acceptable solutions are listed on page 2 of Ref. [21]. Details of square-integrable wave functions and energies are given by Bates et al. [24]. More accurate results for the ground-state energy have been obtained by Wind [25] and Peek [26]. For a review of calculations of this type, see Bates and Reid [27].

Calculations of bound-state energies for H_2^+ and the very closely related system HD^+ , that include corrections to the Born-Oppenheimer approximation, have been carried out by Beckel et al. [28], Wolniewicz and Poll [29], Wolniewicz and Orlikowski [30], Moss [31], Taylor et al. [32], Korobov [33], Hilico et al. [34] and Frolov [35]. The results of Wolniewicz and Poll's calculations for HD^+ are compared with experiment by Carrington and Kennedy [36], who also include a detailed discussion of the underlying theory and an extensive list of references to earlier work on HD^+ . Theory and experiment are in agreement that there are a large number of bound states for these systems. The bound states are classified using a vibrational quantum number, v , and a rotational quantum number, J . See, for example, Bransden and Joachain [17]. v may have a value as high as $v = 19$ for H_2^+ and $v = 21$ for HD^+ . In general, each value of v is associated with a number of values of J , starting with $J = 0$.

Recently, Carbonell et al. [37] found a new state of H_2^+ , with $J = 0$, but with an antisymmetric coordinate-space wave-function for the two protons. The binding energy is extremely small, of the order of 10^{-9} a.u. This state has been discovered by studying how the a^+H scattering length evolves as a function of the mass of the projectile a^+ . The case of H_2^+ corresponds to a being a proton. The scattering equations at zero energy are solved in the configuration-space Faddeev formalism. The energy of the new state of H_2^+ was confirmed by a very accurate variational calculation.

$(p; e^-; \mu^+)$ and $(\mu^+; e^-; \mu^+)$ are systems similar to H_2^+ but with one or both protons replaced by a positively charged muon. The mass of the muon is $206.8m_e$. This is much less than the mass of the proton, but sufficiently greater than m_e that the Born-Oppenheimer approximation gives accurate energy values when applied to these systems. In this approximation, the internal energy of $(p; e^-; \mu^+)$ or $(\mu^+; e^-; \mu^+)$ is obtained by calculating the energy levels of a pseudo-particle with mass equal to the reduced mass of $(p; \mu^+)$ or $(\mu^+; \mu^+)$ moving in the same electronic and Coulombic internuclear potential as in the case of H_2^+ and HD^+ (see Appendix C). The reduced masses of $(p; \mu^+)$ and $(\mu^+; \mu^+)$ are $185.9m_e$ and $103.4m_e$, respectively. These values are much less than $918.1m_e$, the reduced mass of (p, p) . It follows from this that these systems do have bound states but substantially fewer than in the case of H_2^+ . See, for example, Bransden and Joachain [17]. For a non-adiabatic calculation of $(\mu^+; e^-; \mu^+)$, see, e.g., [38], and for the asymmetric $(p; e^-; \mu^+)$, $(d; e^-; \mu^+)$ and $(t; e^-; \mu^+)$ systems, [39].

C. H

H contains two electrons and a proton and is thus another example of a three-body system that contains two identical particles of unit charge and a third particle with equal but opposite charge. In this case, $m_i = m_d = 0.00054$. It follows from the result of Hill [20] referred to earlier that only one bound state of this system exists. This is the singlet ground

state.

It has been known from early on in the development of quantum mechanics that the singlet ground state is bound. See Appendix D. Variational upper bounds of sufficient accuracy to demonstrate this were obtained by Bethe [40], Hylleraas [41] and Chandrasekhar [42]. Very accurate upper bounds for the energy of this state have been obtained by Pekeris [43], Frolov and Yermakov [44], Cox et al. [45] and Drake et al. [46].

There exist a number of autodetaching or autoionising states of H below the continuum thresholds corresponding to excited states of the H atom. See Massey [47], Bhatia and Temkin [48] and Bhatia [49]. In particular, there is a triplet P° state below the $n = 2$ continuum threshold. This is not a bound state as it is embedded in the $n = 1$ continuum; it has a small but non-zero width indicating that autoionisation can occur through interaction with states in this continuum.

There is also a triplet P° state with energy 0.0095 eV below this threshold. See Bhatia [50] and Drake [51]. In this case autoionisation is forbidden if spin-orbit coupling is neglected as in this review article. This is because the $n = 1$ continuum does not contain any states of the required angular momentum and parity for this process to occur. This triplet P° state is often described as a bound state. See, for example, Drake [51] and Ho [52]. However, it should more properly be called a metastable state as it does not satisfy the criterion for stability specified in Sec. II of this review, namely that its energy must be below the energy of the lowest continuum threshold of the system. This is also the criterion used by Hill [20]. There is some confusion over this point in the review article on the stability of three-body atomic and molecular ions by Armour and Byers Brown [53].

Mu is a similar system containing a positively charged muon and two electrons. The mass of the muon is $206.8 m_e$. Thus in this case $m_1 = m_d = 0.0048$ and the system, like H, can only have one bound state. Mu has been observed by, for example, Kuang et al. [54]. Its ground-state energy has been calculated by, for example, Bhatia and Drachman [55], Petelenz and Smith [56] and Frolov and Yermakov [57].

For a review on two-electron atoms and ions, including H and its role in astrophysics, see [16, 58, 59].

D. Ps

Ps, i.e., $(e^-; e^+; e^-)$, is a system that contains two identical particles, in this case electrons, and a third particle, a positron of the same mass and equal but opposite charge. It is thus the special case of the systems considered earlier for which $m_1 = m_d = 1$. It follows from the result of Hill [20] that this system must have at least one bound state. The existence of a bound state of this system was predicted by Wheeler [60] and shown to be the case by Hylleraas [61]. It was first observed experimentally by Mills [62].

The positron is the antiparticle corresponding to the electron. As first shown by Dirac [63], it can annihilate with an electron to form gamma rays. The rate of this annihilation process for Ps was first measured by Mills [64].

Details of calculations carried out on Ps are given by Ho [52] and Cox et al. [65]. See, also, Patil [66]. Very accurate calculations have been carried out for the ground state of Ps by Bhatia and Drachman [67], Ho [68, 69], Frolov [44, 70, 71], Petelenz and Smith [56], Frolov and Yermakov [57], Cox et al. [65], Krivec et al. [72] and Drake et al. [46].

All the evidence indicates that Ps has only one bound state. It is of interest to note that all attempts to obtain an energy for a triplet P° metastable state below the $n = 2$ threshold

for P s have been unsuccessful. See Mills [73] and Ho [52].

Bhatia and Drachman [67] have examined the behaviour of the energy of the triplet P^e state as $m_d = m_i$ is varied. They show that this energy is below the energy of the $n = 2$ continuum if $m_d = m_i > 16.1$ or $m_d = m_i < 0.4047$. This agrees with the findings described earlier for H and shows that the energy of this state of Mu must be below the energy of the $n = 2$ continuum. Note that $m_d = m_i = 1$ for P s.

$$E. (p; e; e^+)$$

$(p; e; e^+)$, an H atom and a positron, is an interesting case for which the variational method fails. Inokuti et al. [74] were able to show by this method that if the mass of the proton is taken to be infinite, a "positron" with mass $7.8m_e$ would form a bound state with an H atom. Frost et al. [75] reduced this upper bound to $2.625m_e$ by using a more flexible trial function. It was reduced still further to $2.20m_e$ by Rotenberg and Stein [76]. They made their trial function even more flexible by including basis functions suitable for representing a weakly bound positron in a potential, $V(r)$, with the appropriate asymptotic form for an H atom and a positron [77, 77],

$$V(r) \underset{r \rightarrow 1}{\sim} \frac{1}{2r^4}; \quad (3.11)$$

where α is the dipole polarisability of the H atom and r is the distance of the positron from the proton.

The method described at the end of the section in Appendix A on the comparison theorem was used by Spruch [78] to devise a method for showing that no bound state of the e^+H system exists if the mass of the proton is taken to be infinite.

If we take particle 1 to be the positron and particle 2 to be the electron, \hat{H}_{int} can be expressed in the form

$$\hat{H}_{int} = \frac{1}{2m_1} r_{r_1}^2 + \frac{1}{r_1} + \hat{H}_e; \quad (3.12)$$

where

$$\hat{H}_e = \frac{1}{2m_2} r_{r_2}^2 - \frac{1}{r_2} - \frac{1}{r_{12}}; \quad (3.13)$$

is the Hamiltonian for an electron in the field of two equal, fixed positive charges, one at the origin and the other at r_1 . As discussed in the Section above on H_2^+ , \hat{H}_e is just the Hamiltonian which determines the electronic potential energy of the H_2^+ ion in the Born-Oppenheimer approximation. The associated Schrodinger equation is separable in prolate spheroidal coordinates. The eigenvalues of \hat{H}_e are functions only of r_1 and the separability of the Schrodinger equation makes it possible to calculate them to high accuracy [24, 25].

Let us consider the adiabatic Hamiltonian

$$\hat{H}_{ad} = \hat{I}(r_2) \hat{H}_p; \quad (3.14)$$

where

$$\hat{H}_p = \frac{1}{2m_1} r_{r_1}^2 + \frac{1}{r_1} + E_0(r_1); \quad (3.15)$$

$\hat{I}(r_2)$ is the unit operator for allowed square-integrable functions of r_2 and $E_0(r_1)$ is the ground-state eigenvalue of \hat{H}_e . It is referred to as adiabatic as the potential term, $E_0(r_1)$,

is calculated by fixing r_1 , then calculating the ground-state energy of the electron in the resulting two-centre attractive Coulombic potential.

It is easy to show that $\hat{H}_1 = \hat{H}_{ad}$ and $\hat{H}_2 = \hat{H}_{int}$, where \hat{H}_{ad} and \hat{H}_{int} are as given above, satisfy the required conditions for the comparison theorem and have the same continuum threshold. Hence if no bound state of \hat{H}_{ad} exists no bound state of \hat{H}_{int} exists. It is usual to adjust the potential in an essentially one particle Hamiltonian such as \hat{H}_{ad} so that it tends to zero as r_1 tends to infinity. Thus the problem of showing that \hat{H}_{ad} and hence \hat{H}_{int} have no bound states reduces to the problem of showing that the potential, $V(r)$, cannot support a bound state, where

$$V(r) = \frac{1}{r} + E_0(r) - E_H^{(0)}; \quad (3.16)$$

and

$$E_H^{(0)} = \lim_{r \rightarrow \infty} E_0(r) = -\frac{1}{2} m_2; \quad (3.17)$$

is the ground-state energy of H .

$V(r)$ is a central potential, i.e., it is spherically symmetric. Though it depends on the single radial variable, r , it is a potential in three dimensions. This is very important. Any attractive well potential can bind a particle in one dimension (see, for example, Landau and Lifshitz [79]) but in three dimensions it has to exceed a critical strength to produce binding (see, for example, Dyson on p. 1225 of [80], Wu and Ohmura [81], and Sec. A 10 of Appendix).

Ways of calculating the number of bound states which $V(r)$ can support have been extensively studied [82, 83]. As $V(r) \rightarrow 0$ more rapidly than r^{-2} as $r \rightarrow \infty$ and behaves like r^{-1} as $r \rightarrow 0$, a necessary but not sufficient condition for $V(r)$ to be able to support $N_b^{(l)}$ bound states corresponding to angular momentum l for a particle of mass m is that

$$N_b^{(l)} \leq \frac{2m}{(2l+1)\hbar^2} \int_0^\infty r [V(r)] dr; \quad (3.18)$$

where

$$\begin{aligned} V(r) &= V(r) & \text{if } V(r) \leq 0; \\ V(r) &= 0 & \text{if } V(r) > 0; \end{aligned} \quad (3.19)$$

This is usually referred to as the Bargmann-Schwinger result [78]. A less important information about the number of bound states can be obtained by an analysis of the phase shift of particles of mass m scattered by $V(r)$ (see, for example, Ref. [84]).

The exact number of bound states of the system for a given l value can be obtained by determining the number of zeros (other than at $r = 0$) in the regular solution to the radial Schrodinger equation with potential $V(r)$ and energy $E = 0$ [82]. This is usually done by step-by-step numerical integration on a computer.

Unfortunately, Gertler et al. [85] found that when m is the mass of the positron, $V(r)$ as given in Eq. (3.16) could support one bound state. Thus their attempt to prove that e^+H has no bound states failed.

Fortunately, Aronson et al. [86] were able to get round this difficulty. It is reasonable to assume that the ground state of $(e^+; H)$ will be an s state. For such a state, in the infinite proton mass approximation \hat{H}_{int} is of the form,

$$\hat{H}_{int} = t(r_1) + t(r_2) + \frac{1}{2m_1 r_1^2} + \frac{1}{2m_2 r_2^2} - L^2 + \frac{1}{r_1} - \frac{1}{r_2} - \frac{1}{r_{12}}; \quad (3.20)$$

where

$$t(r_i) = \frac{1}{2m_i} \frac{1}{r_i^2} \frac{\partial}{\partial r_i} r_i^2 \frac{\partial}{\partial r_i} \quad ; \quad L^2 = \frac{1}{\sin \theta} \frac{\partial}{\partial \theta} \sin \theta \frac{\partial}{\partial \theta} \quad ; \quad (3.21)$$

and θ is the angle between the directions of the vectors r_1 and r_2 .

In this case if we make the adiabatic approximation of fixing r_1 , not r_2 as previously, we obtain the adiabatic Hamiltonian

$$\hat{H}_{ad}^0 = \hat{I}(r_2; \hat{H}_p^0; \quad (3.22)$$

where

$$\hat{H}_p^0 = t(r_1) + \frac{1}{r_1} + E_0^0(r_1); \quad (3.23)$$

$\hat{I}(r_2; \quad)$ is a unit operator similar to $\hat{I}(r_2)$ and $E_0^0(r_1)$ is the ground-state eigenvalue of

$$\hat{H}_e^0 = t(r_2) + \frac{1}{2m_1 r_1^2} + \frac{1}{2m_2 r_2^2} L^2 \frac{1}{r_2} \frac{1}{r_{12}} : \quad (3.24)$$

As

$$J^{2j} = 0; \quad (3.25)$$

for any allowed square-integrable function, $(r_1; r_2)$, it follows that for functions of symmetry

$$D \quad E \quad D \quad E \\ j \hat{H}_{ad}^0 j \quad j \hat{H}_{ad}^0 j : \quad (3.26)$$

However, it can also be shown [85, 86] that for functions of symmetry

$$D \quad E \quad D \quad E \\ j \hat{H}_{ad}^0 j \quad j \hat{H}_{int}^0 j : \quad (3.27)$$

In addition, \hat{H}_{ad}^0 and \hat{H}_{int}^0 have the same continuum threshold, $\frac{1}{2}m_2$. Thus if \hat{H}_{ad}^0 has no bound states, this is also true for \hat{H}_{int}^0 .

The potential $V^0(r)$ associated with \hat{H}_{ad}^0 is of the form

$$V^0(r) = \frac{1}{r} + E_0^0(r) - E_H^{(0)} : \quad (3.28)$$

Aronson et al. [86] showed that it is extremely unlikely that $V^0(r)$ can support a bound state and hence it is highly probable that no bound state of $(e^+; H)$ exists. This result is supported by information from scattering calculations [84, 87]. Aronson et al. showed further that it is highly probable that no bound state of $e^+ H$ exists for $m_1 < 1.46m_e$ and $m_2 = m_e$.

However, Aronson et al. [86] were unable to establish their conclusion rigorously. Armonour [88] made their method of proof rigorous. He first of all calculated a very accurate wavefunction for the system described by \hat{H}_e^0 using the variational method and basis functions in terms of prolate spheroidal coordinates. He was able to calculate a good lower bound to $V^0(r)$ using this wavefunction and the method of Temple and Kato (see, for instance, Ref. [89]) and show that this lowest bound, and hence $V^0(r)$, could not support a bound state. In a later paper, Armonour and Schrader [90] showed that if $m_1 = 1.51m_e$ and $m_2 = m_e$, no bound state of the $e^+ H (e^+; e; p_1)$ system exists. To date this is the best lower bound on the critical positron mass required for binding.

So far we have assumed that the mass, m_3 , of the proton in the $(e^+; H)$ system is infinite. Suppose we choose units in this case so that particle 2 has unit mass. Then

$$\hat{H}_{\text{int}} = \frac{1}{2m_1} r_{r_1}^2 - \frac{1}{2} r_{r_2}^2 + \frac{1}{r_1} - \frac{1}{r_2} - \frac{1}{r_{12}}; \quad (3.29)$$

where $m_1 = m_1 = m_2$. We can see from this that it is the ratio $m_1 = m_2$ which determines whether or not a bound state exists. It follows that Armour's result [88] for the case $m_1 = m_2 = m_e$ shows that this Hamiltonian has no bound state for $m_1 = m_2$, whatever the value of m_2 .

It follows from this that if the system is to have a bound state when m_3 is finite and thus

$$\hat{H}_{\text{int}} = \frac{1}{2} r_{r_1}^2 - \frac{1}{2} r_{r_2}^2 - \frac{1}{m_3} r_{r_1}^2 - r_2 + \frac{1}{r_1} - \frac{1}{r_2} - \frac{1}{r_{12}}; \quad (3.30)$$

this must be due to the presence of the mass-polarisation term. As pointed out earlier, $(e^-; e^+; e^-)$, and hence $(e^+; e^-; e^+)$, is known to have a bound state [60, 61]. Its existence must be due to the large mass-polarisation term in this case.

This term can be taken into account by an interesting method due to Armour [91]. We are free to choose the origin of \hat{H}_{int} to be at any of the three particles which make up the system. Thus if we choose the origin to be at the electron rather than the proton,

$$\hat{H}_{\text{int}} = \frac{1}{2v_1} r_{s_1}^2 - \frac{1}{2} r_{s_3}^2 - \frac{1}{m_2} r_{s_1}^2 - s_3 + \frac{1}{s_1} - \frac{1}{s_3} + \frac{1}{s_{13}}; \quad (3.31)$$

where

$$s_3 = r_2; \quad s_1 = r_1 - r_2; \quad v_1 = \frac{m_1 m_2}{m_1 + m_2}; \quad s_3 = \frac{m_3 m_2}{m_3 + m_2} = r_2; \quad (3.32)$$

Note that $s_3 = r_2$ on account of the symmetry of the reduced masses of particles 2 and 3 under the operation of interchange of these particles.

Now we can write this form of \hat{H}_{int} as an operator, \hat{A} , in terms of r_1 and r_2 i.e., with origin at particle 3,

$$\hat{A} = \frac{1}{2v_1} r_{r_1}^2 - \frac{1}{2} r_{r_2}^2 - \frac{1}{m_2} r_{r_1}^2 - r_2 + \frac{1}{r_1} - \frac{1}{r_2} + \frac{1}{r_{12}}; \quad (3.33)$$

Clearly, \hat{A} has no physical significance. However, Armour was able to make use of it in a novel way to take into account the mass-polarisation term within the framework of the infinite proton mass approximation.

Suppose \hat{H}_{int} does have a bound state, $(r_1; r_2)$, i.e.,

$$\hat{H}_{\text{int}}(r_1; r_2) = E(r_1; r_2); \quad (3.34)$$

where

$$E < -\frac{1}{2} = E_{\text{thr}}; \quad (3.35)$$

We shall assume that E is the lowest eigenvalue of \hat{H}_{int} and is normalised so that

$$\langle \psi | \psi \rangle = 1; \quad (3.36)$$

Because \hat{A} corresponds to \hat{H}_{int} when the origin is taken to be at particle 2 rather than particle 3, it follows that \hat{A} must have the same eigenvalue spectrum as \hat{H}_{int} . In particular, \hat{A} will also have lowest eigenvalue E . It follows that

$$\hat{A} \hat{H}_{\text{int}} = 0 : \quad (3.37)$$

It can be shown to follow from Eq. (3.37) by straightforward manipulation (Armour 1982) that

$$\hat{H}_{\text{int}}^0 = E < \frac{1}{2} \mu_2 ; \quad (3.38)$$

where

$$\hat{H}_{\text{int}}^0 = \frac{1}{2m_1} r_{r_1}^2 + \frac{1}{2} r_{r_2}^2 + \frac{Q}{r_1} - \frac{1}{r_2} - \frac{Q}{r_{12}} ; \quad (3.39)$$

and

$$Q = \frac{m_3 + m_2}{m_3 - m_2} ; \quad (3.40)$$

The crucial point is that \hat{H}_{int} represents the internal motion, in the infinite proton mass approximation, of a system made up of a "positron" of the usual mass but with charge Q and an electron of mass μ_2 and the usual charge.

Now $\frac{1}{2} \mu_2$ is also the continuum threshold for \hat{H}_{int}^0 and $\langle \hat{H}_{\text{int}}^0 \rangle$ is an upper bound to the lowest eigenvalue of \hat{H}_{int}^0 . Thus it follows from the initial assumption and Eq. (3.38) that a necessary condition for \hat{H}_{int} to have a bound state is that \hat{H}_{int}^0 has a bound state. Thus if it can be shown that \hat{H}_{int}^0 has no bound state, it follows that \hat{H}_{int} has no bound state.

As \hat{H}_{int}^0 does not involve the mass-polarisation term, the method described earlier can be applied to it. In the case of $(e^+; H)$,

$$Q = 1.0011 \text{ and } \mu_2 = 0.9995 m_e ; \quad (3.41)$$

Thus it is not surprising that Armour [91] was able to show that no bound state of $(e^+; H)$ exists, even if the infinite mass of the proton is taken into account.

$(\mu^+; e; e^+)$ is a very similar system to $(p; e; e^+)$. However, the mass of the muon is $206.8 m_e$, which is approximately a tenth the mass of the proton. Thus the effect of the mass-polarisation term will be greater for this system. Armour [92] applied his method to this system for which

$$Q = 1.01 \text{ and } \mu_2 = 0.995 m_e ; \quad (3.42)$$

He was able to show that no bound state of this system exists.

He also applied it to $(p; \mu; e^+)$, which differs from $(p; e; e^+)$ in that the electron is replaced by the μ , which is much more massive. The $(p; \mu)$ atom is much more compact than the H atom and has a very much smaller dipole polarisability. The reason for this is that the polarisability scales as m_r^{-3} , where m_r is the reduced mass of the atom. See, for example, Bransden and Joachain [17]. As pointed out earlier, this polarisability determines the magnitude of the attractive potential between the positron and the atom containing the other two particles in the asymptotic region. Thus in this region, this potential is very much smaller for $(p; \mu; e^+)$ than for $(p; e; e^+)$.

For $(p; \mu; e^+)$,

$$Q = 1.254 \text{ and } \mu_2 = 186 m_e ; \quad (3.43)$$

Armour [92] was also able to show that no bound state of this system exists.

(p;p;e) is a system containing an antiproton, a proton and an electron. As we are only considering Coulombic forces, as pointed out in Sec. IIIA, the Hamiltonian for the system we are considering is invariant under the operation of charge conjugation, i.e., change of sign of the charge of all particles in the system, this system is equivalent to (p;p;e⁺).

In the absence of the electron, the proton and the antiproton can form a strongly bound and very compact protonium atom with ground-state energy $-\frac{1}{2} \mu_{pp}$, where μ_{pp} is the reduced mass of the protonium atom. The expectation value of the internuclear separation in this state is

$$\frac{3a_0}{2} = 1.6 \times 10^{-3} a_0; \quad (3.44)$$

where a_0 is the Bohr radius.

The ground-state energy of protonium is the energy of the lowest continuum threshold of (p;p;e). It can be seen that in this state the expectation value of the dipole moment resulting from the equal and opposite unit charges is very small indeed. Furthermore, the probability that the dipole moment has a value greater than 0.01 a.u. is less than 10^{-6} . A consequence of this is that the dipole polarisability of the (p;p) atom, that determines the magnitude of the attractive potential between the electron and ground-state protonium asymptotically, is very small indeed, much smaller, even, than in the case of (p;e).

It is clear, therefore, that no bound state of (p;p;e) exists. As we shall see in Sec. IV A, the position of (p;p;e) on the triangular plot of the stability properties of three-body systems is so far into the unstable region as to be almost at one of the vertices associated with this region. This is to be expected in view of the very small dipole moment and polarisability of the (p;p) atom in its ground state.

It is of interest to consider what would happen if the nuclei were fixed. Such a system has been extensively studied, in particular by Fermi and Teller [93], Wightman [94], Wallis et al. [95], Middleton and Myerscough [96], Turner and Fox [97], Levy-Leblond [98], Byers Brown and Roberts [99], Coulson and Walsley [100], Crawford [101], and Turner [102].

It is well known that no bound state of this system exists if the dipole moment of the system is less than 0.639 a.u. As the nuclei have unit charge, this corresponds to an internuclear distance, R , of $0.639 a_0$.

The Schrodinger equation for this system is separable in prolate spheroidal coordinates [23]. It has been shown [101] that if $R > 0.639 a_0$, the system has an infinity of bound states. As is to be expected, the infinity is countable as it can be set in a one to one relationship with the natural numbers. In these states the electron or positron has zero angular momentum about the internuclear axis and no nodes in the part of the wave function that is dependent on the hyperbolic coordinate. As R is increased, further infinities of bound states appear corresponding to higher values of one or both of these quantum numbers, the first appearing when $R > 3.792 a_0$.

G. Muonic molecular ions

Muonic molecular ions are systems such as (p;e;p), (p;e;d), (d;e;d), etc. These systems are analogous to molecular ions such as H_2^+ , but they contain a negatively charged muon rather than an electron. There has been considerable interest in the properties of these systems as (d;e;d) and, in particular, (d;e;t), play a crucial role in the process

known as muon catalysed fusion. See, for example, Bhatia and Drahman [103], Ponomarev [104] and Froelich [105].

In a muonic molecular ion, $(a; \mu; b)$, where a and b are protons, deuterons or tritons, the dimensions of the molecular ion scale as m_e/m_μ relative to $(a; e; b)$. Thus the nuclei a and b are brought very much closer together than in $(a; e; b)$. Provided that $(a; \mu; b)$ is in a state of zero angular momentum and a and b are not both protons, fusion occurs at a rate between 10^5 and 10^{12} s^{-1} , depending on the nuclei involved. The proton-proton fusion process is very much slower as it involves the weak interaction.

A muon has a mean lifetime of $2.2 \times 10^{-6} \text{ s}$ before undergoing beta-decay. See, for example, Semat and Albright [106]. Clearly, if a muon is to catalyse a large number of fusions, it is important that the whole process takes place in a much shorter time than the lifetime of the muon. There seemed little prospect of this until extensive theoretical work by Vesman [107] and Gershtein and Ponomarev [108] showed that $(d; \mu; d)$ and $(d; \mu; t)$ can be formed by a resonant process.

This resonant process can take place because of a remarkable coincidence. Both $(d; \mu; d)$ and $(d; \mu; t)$ have weakly bound $(J; v) = (1; 1)$ excited states, i.e. states with angular momentum $J = 1$ and in the first excited vibrational state, $v = 1$. In the case of $(d; \mu; d)$, this state has binding energy 1.95 eV, whereas in the case of $(d; \mu; t)$ it is 0.66 eV. These binding energies are sufficiently small for energy conservation requirements to be satisfied by a process in which a low-energy $(d; \mu)$ or $(t; \mu)$ atom, in its ground-state, collides with one of the nuclei of a (DA) molecule ($A = D; H$ or T), in its electronic and vibrational ground state, and attaches itself to the deuteron to form a muonic molecular complex, $[(d; \mu; d); a; e; e]$ or $[(d; \mu; t); a; e; e]$, with the $(d; \mu; d)$ or $(d; \mu; t)$ in the $(1, 1)$ state.

The complex containing $(d; \mu; t)$ rapidly undergoes Auger decay to a state of $(d; \mu; t)$ which has zero angular momentum. Fusion then occurs at a rate of $10^{11} - 10^{12} \text{ s}^{-1}$. This is the fastest fusion rate of any muonic molecular ion. So far, fusion rates of about 150 fusions per muon have been observed in this process. The breakeven value for energy production is about 480 fusions per muon.

The key role played by $(d; \mu; t)$ in this process has focussed attention on the properties of muonic molecular ions. It is known that ions that contain a proton have two bound states, whereas $(d; \mu; d)$ and $(d; \mu; t)$ have five bound states and $(t; \mu; t)$ has six bound states. For details, see Ponomarev [104].

As the mass of the muon is $m_\mu = 206.8 m_e$, the Born-Oppenheimer approximation does not give accurate results for these systems. Accurate results can be obtained starting from this approximation, using the adiabatic representation method [104, 109]. However, even more accurate results have been obtained using the Rayleigh-Ritz variational method, which was first applied to muonic molecular ions by Kolb et al. [110]. This method has been extensively applied to the calculation of the energies of the bound states of $(d; \mu; t)$ by, for example, Bhatia and Drahman [111], Korobov et al. [112], Frolov [44], Hara et al. [113], Hu [114], Petelenz and Smith [115], Szalewicz et al. [116], Kamimura [117], Alexander and Monkhorst [118] and Zhen [119]. For further details, see Froelich [105].

In this section, we study the stability of three-unit charge systems as a function of the masses of the constituent particles. This problem has been addressed by many authors, in textbooks [89, p. 286], in review papers [53], or in articles, see for instance [10, 120, 121, 122, 123, 124, 125, 126, 127], and references therein.

In the literature, results have been obtained on how the binding energy evolves one or two masses are varied, one of the precursors being [128]. There are also attempts to parametrise the energy as a function of the constituent masses m_i and use this parametrisation for a guess at the stability border, see for instance [55, 129]. Some papers contain thorough numerical investigations, where one or two mass ratios are varied. It is noted that this is a slightly different art to estimate accurately the energy of a well-bound system and to determine at which value of a mass ratio binding disappears. For instance, in Ref. [120], the stability is studied as a function of the mass ratios $m_1=m_2$ and $m_3=m_1$ and an interesting comparison is made with existing results, but the matching between "molecular" states similar to H_2^+ and atomic states similar to H gives an unphysical spike in the drawing of the stability border. In Ref. [124], an astute changes of variables makes it possible to use harmonic-oscillator type of wave functions, but while the binding energy of symmetric states with $m_2 = m_3$ are accurately computed, the stability domain of states with $m_2 \neq m_3$ extends too far, with, e.g., $(M^+; M^-; m^-)$ leaving stability for $M/m > 2.45$, while Mitroy [5] found it unstable. Clearly, more cross-checks of the published results are needed.

A . Triangular plot

Consideration of the results already described shows that stability is a property of systems with either m_1 and m_2 both large or close to each other. In other words, stability requires $|m_2^{-1} - m_3^{-1}|$ to be small compared to m_1^{-1} . This suggests that it would be advantageous to consider stability as a function of the inverse masses m_i^{-1} instead of the masses m_i themselves. This is confirmed by observing that the inverse masses enter the Hamiltonian linearly and consequently the binding energies have simpler monotonic and convexity properties in terms of these variables.

One can combine inverse masses and scaling and represent the stability domain with the normalised coordinates

$$x_i = \frac{m_i^{-1}}{m_1^{-1} + m_2^{-1} + m_3^{-1}} ; \quad x_1 + x_2 + x_3 = 1 ; \quad (4.1)$$

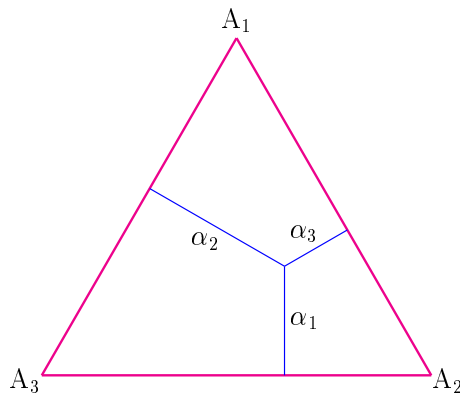


FIG. 1: The domain of possible inverse masses α_i , such that $\sum \alpha_i = 1$, is an equilateral triangle.

As seen in Fig. 1, each system can be represented as a point inside an equilateral triangle $A_1A_2A_3$, the inverse mass α_i being the distance to the side opposite to A_i . This is equivalent to barycentric coordinates.

In this representation, the shape of the stability domain is shown in Fig. 2.

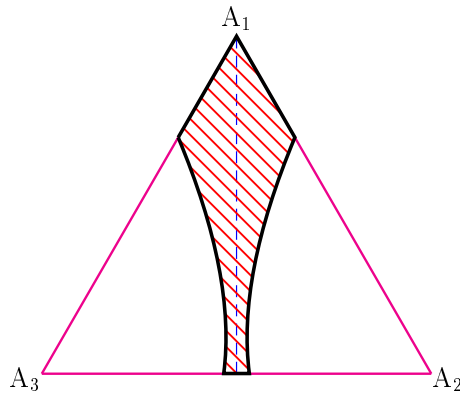


FIG. 2: Schematic shape of the stability domain in the triangle of normalised inverse masses for three unit-charges $(+1; 1; 1)$.

B. General properties of the stability domain

The patterns of the stability and instability regions shown in Fig. 2 result from three main properties, besides the obvious left-right symmetry corresponding to $\alpha_2 \leftrightarrow \alpha_3$ exchange. They are:

1. The domain of stability includes the symmetry axis where $\alpha_2 = \alpha_3$.

To our knowledge this result was first pointed out by Hill [20], who used the variational wave-function

$$\psi = \exp(-a r_{12} - b r_{13}) + (a \leftrightarrow b); \quad (4.2)$$

already used by Hylleraas [61] for demonstrating the stability of H and Ps . If the Rayleigh-Ritz principle is combined with the virial theorem (see Sec. A 5), then only the

ratio $b=a$ has to be adjusted. The applicability of the virial theorem to variational solutions was noticed by Hylleraas [130] and Fock [131].

2. The instability domain including A_3 is star-shaped with respect to A_3 .

The same holds of course for A_2 . We have seen that A_3 does not correspond to a stable configuration, for a point-like protonium atom does not bind an electron. Imagine a straight line from A_3 toward the inner part of the triangle, as pictured in Fig. 3. Moving along this line means keeping the mass ratio $\mu_1 = \mu_2$ constant while μ_3 decreases. A suitable rescaling provides us with a system of inverse masses

$$\frac{1}{\mu_1 + \mu_2}; \frac{2}{\mu_1 + \mu_2}; \frac{3}{\mu_1 + \mu_2} : \quad (4.3)$$

In this rescaled system, the masses m_1 and m_2 are both constant, and thus the threshold energy $E^{(2)}$ is fixed, while m_3 increases, thus strengthening the binding of any 3-body bound state. This means that once the stability domain is entered, the system becomes more and more strongly bound, as long as the (1; 2) atom is the lowest threshold.

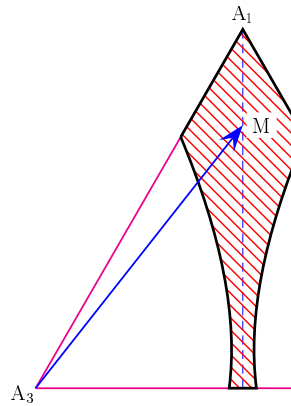


FIG. 3: Star-shape behaviour: the line A_3M shown crosses the stability border only once. This is because the binding energy with respect to the threshold increases monotonically on progression from the border to M .

3. Each instability domain is convex.

Imagine two points $M^0 = f_i^0 g$ and $M^\infty = f_i^\infty g$ both corresponding to instability with respect to the same lowest threshold, say the (1; 2) atom. The same rescaling as above

$$M = f_i g; \quad \tilde{M} = f_i g; \quad \mu_i = \frac{1}{\mu_1 + \mu_2}; \quad (4.4)$$

transforms the halftriangle where $\mu_i = 1$ and $\mu_2 < \mu_3$ into a triangle in which $\mu_1 + \mu_2 = 1$ is fixed. If one moves on the straight line segment between M^0 and M^∞ , the images of M^0 and M^∞ , say

$$\tilde{M} = x\tilde{M}^0 + (1-x)\tilde{M}^\infty; \quad (4.5)$$

one deals with an Hamiltonian

$$H(x) = H(0) + x \left(\frac{1}{2} p_1^2 + \frac{1}{2} p_2^2 \right); \quad (4.6)$$

where x enters linearly. Thus its ground state $E(x)$ is a concave function of x (see Appendix). If $E(0) = E^{(2)}$ and $E(1) = E^{(2)}$, then $E(x) = E^{(2)}$ if $0 \leq x \leq 1$. This means this instability

domain is convex in the $f_{ij}g$ plane. Now the convex projection $M' \rightarrow M$ which moves the system back to the ij plane transforms any convex domain into another convex domain.

The convexity property is illustrated in Fig. 4.

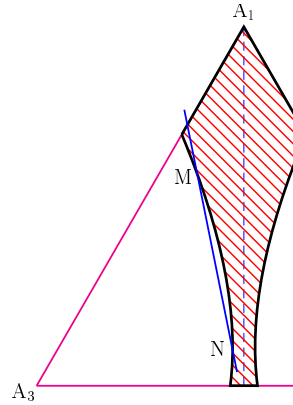


FIG. 4: Convexity: if the points M and N both lie on the same stability border, any intermediate point on the straight segment MN belongs to an instability domain.

C. Shape and width of the stability band

H_2^+ is markedly more stable than H . A measure of this is the dimensionless ratio

$$g = \frac{E_0 - E_{th}}{E_{th}}; \quad (4.7)$$

that compares the three-body energy E_0 to that of the lowest threshold E_{th} . Values of g are available in the literature (see the many papers cited in the previous and the present sections). They are set out in Table I, for symmetric configurations.

TABLE I: Relative excess energy for some symmetric configurations (M ; m ; m)

State	$M = m$	g
H_2^+	1836.15	0.19495
($;$ d;d)	17.666	0.122
($;$ p;p)	8.8802	0.100
Ps	1	0.047982
($;$ e;e)	0.483793	0.05519
H	0.0005446	0.0553
$_1 H$	0	0.0555

The corresponding curve is plotted in Fig. 5.

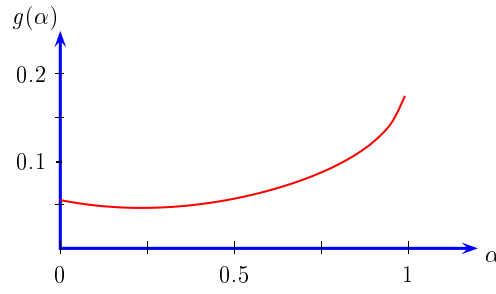


FIG. 5: The function $g(\alpha)$ shows the relative excess of binding, relative to the threshold, for $(M^+; m^-; m^-)$, as a function of $\alpha = M^- = (M^- + 2m^-)$.

The numerical calculations used to calculate g should be very accurate as they have been checked by several authors. It is interesting that $g(\alpha)$ is not minimal for $\alpha = 0$, which would correspond to ${}_1H$. The minimum can be estimated to be located at about $\alpha = 0.23$, intermediate between $H^-(\alpha' = 0)$ and $Ps(\alpha = 1=3)$. This explains why the stability band is narrower in this region.

The link between the relative excess of binding, g , and the width of the stability band, δ , can be made more precise. The decomposition described in Appendix, (Sec.A 8) reads

$$H(\alpha_1; \alpha_2; \alpha_3) = H(\alpha_1; \alpha_{23}; \alpha_{23}) + (p_2^2 - p_3^2); \quad (4.8)$$

with $\alpha_{23} = (\alpha_2 + \alpha_3) = 2 = (1 - \alpha_1) = 2$ and $\alpha = (\alpha_2 - \alpha_3) = 4$. As a function of α_1 , for given α_1 (and hence α_{23}), the ground-state energy E is concave, and maximum at $\alpha = 0$. It thus fuls

$$E(\alpha_1; \alpha_2; \alpha_3) - E(\alpha_1; \alpha_{23}; \alpha_{23}) = [1 + g(\alpha_1)]E_{th}(\alpha_1; \alpha_{23}; \alpha_{23}); \quad (4.9)$$

But the threshold energies are exactly known. Thus the above inequality reads

$$E(\alpha_1; \alpha_2; \alpha_3) - E_{th}(\alpha_1; \alpha_2; \alpha_3) [1 + g(\alpha_1)] \frac{1 + \frac{1}{3}(\alpha_3 - \alpha_2)}{1 + \frac{1}{3}}; \quad (4.10)$$

Hence stability is guaranteed if the last factor is less than 1, i.e.,

$$= \frac{2}{3}(\alpha_3 - \alpha_2) - \frac{2}{3} \frac{g(\alpha_1)}{1 + g(\alpha_1)} (1 + \frac{1}{3}); \quad (4.11)$$

Here, δ is the width of the band at height α_1 , as illustrated in Fig. 6.

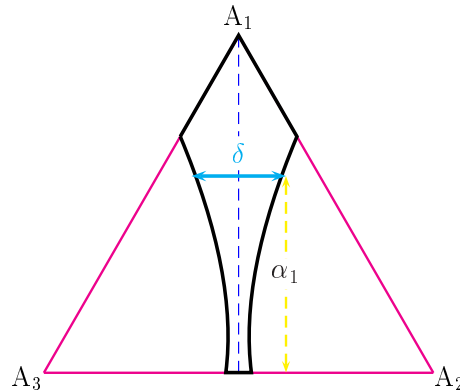


FIG. 6: Definition of the width of the stability band.

To illustrate the potential of the stability plot, let us take the example of the $(1^+; m^+; 1^+)$ configurations. For $m = 1$, we have the positronium ion (or its conjugate), which is known to be stable. For m large, we have $(e^+; p; e^-)$ which is unstable, as reviewed in Sec. III. It was stated there that the best rigorous limit for instability for this system is $m \geq 1.51$.

Consider now an indirect approach. ${}_1\text{H}$ is weakly bound. If one changes the mass of one of the electrons by about 10%, stability is lost. This corresponds to the point β in Fig. 7. A very conservative but rigorous estimate by Glaser et al. [132] is that the system is unstable for $m_1 = 1$, $m_3 = 1$ and $m_2 \geq 1.57$.

Also, the system $(1^+; 1^+; M^-)$ is stable for $M \leq 1$ (conjugate of ${}_1\text{H}_2^+$), and unstable for $M \geq 1$ (this is again $(e^+; p_1; e^-)$). The point β' in Fig. 7 corresponds to the critical mass M at which instability occurs. It has been studied by several authors. See Sec. III. For $M = 1.51$ or larger, the system is unstable. This value yields a conservative estimate for β' in Fig. 7. Thus at the intersection of $\beta\beta'$ with the $A_2\text{H}$ axis ($m_1 = m_3$) is in a region of instability. It follows from this that $(e^-; m^+; e^+)$ is unstable at least for $m \geq 4.6m_e^{-1}$.

This is much better than the results obtained by direct study of $(e^-; m^+; e^+)$.

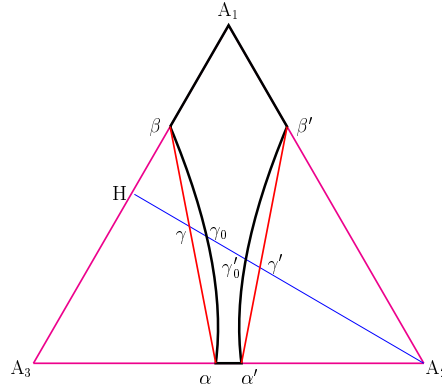


FIG. 7: A safe limit on β and β' ensure that $\beta\beta'$, at the intersection of $\beta\beta'$ and $A_2\text{H}$ ($m_1 = m_3$), and corresponding to a configuration $(1^+; m^+; 1^-)$, belongs to an instability domain.

A similar reasoning shows that β_0 in Fig. 7 belongs to the other instability region. Hence $(e^-; m^+; e^+)$ is unstable for at least $m \geq 0.44m_e$.

These values compare well with the numerical study by Mitroy [5], who estimated that $(e^-; m^+; e^+)$ is stable in the region

$$0.69778 \leq m \leq m_e \leq 1.6343 : \quad (4.12)$$

If one takes for β and β' values corresponding to $m = 1.1m_e$ and $M = 2.20m_e$, then one gets for β and β_0 estimates corresponding to

$$m \leq m_e = 0.64 \quad (\beta_0) ; \quad 2.02 \quad (\beta) : \quad (4.13)$$

The curvature of the stability border can be determined by comparing the values in (4.13) with those in (4.12).

¹ This corrects a misprint in Ref. [123]

One needs to distinguish between two types of excited states.

1. States with the same quantum numbers as the ground state
2. First state with a (conserved) quantum number different from the value in the ground state

As explained in Sec. II, the relevant threshold should be identified. It might consist of an excited atom for states of the second category, if radiative processes are neglected.

For this category of states, the variational principle (A 1) is almost unchanged. We need only note that the trial wave function used must belong to the subspace of the Hilbert space of the system with the relevant quantum number, negative parity, for instance. Most general results on the stability domain are immediately applicable for the ground state with a specific quantum number, as, e.g., total angular momentum $\ell = 2$, or negative parity. However, there is a crucial exception: stability is no longer guaranteed along the symmetry axis.

This corresponds to well-known properties: there are many excited states for H_2^+ without analogue in the case of Ps or H . The stability domain is then a small island near the upper vertex A_1 , as schematically pictured in Fig. 8. A similar shape will be encountered in the next section, when we consider the ground state with a reduced central charge q_1 .

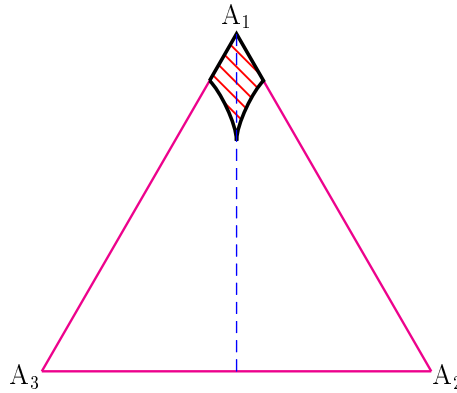


FIG. 8: Schematic shape of the stability domain for the 2^+ state of (m_1^+, m_2^+, m_3^+) in the triangle of normalised inverse masses.

For excited states with the same quantum number as the ground state (generalising the radial excitations of 2-body systems), the variational principle no longer holds in its simplest form. See Appendix A. Hence, the convex behaviour of each instability region does not necessarily apply in the case of excited states. However, the star-shape property remains, as it is a consequence of the fact that p_2^2 and $p_3^2 \geq 0$.

Once the domain of masses or inverse masses insuring stability of three unit charges $(+1; -1; -1)$ has been established, it is interesting to go on and let the charges vary. This is to some extent an academic exercise, to better analyse the binding mechanisms. However, non-integer effective charges are at work in media, due to screening or anti-screening effects. Changing the charges may also be a very useful test of the accuracy of different calculational methods and can help to understand the correlation effects.

The stability of three-particle systems with arbitrary masses and charges was the subject of Refs. [133, 134, 135]. We shall first review studies carried out on specific configurations.

A . Specific configurations

Detailed studies are available in the literature on how H^- and H_2^- survive if the charge Z of the proton is increased. They will be summarised before other mass and charge configurations are considered.

1. H^- -like states

In the limit where m_p is infinite, the Hamiltonian can be rescaled as

$$H = \frac{p_1^2}{2} + \frac{1}{r_1} + \frac{p_2^2}{2} + \frac{1}{r_2} + \frac{1}{Z r_{12}}; \quad (5.1)$$

and the last term treated as a perturbation around the unperturbed $(1s)^2$ ground state. The series of perturbation converges towards the bound-state energy and wave function provided $1/Z \leq 1.09766$, according to the detailed studies by Baker et al. [136], and Ivanov [137]. This means that $(1^2; m; m)$ is bound for $Z \leq 0.911$.

2. H_2^+ -like states

Another well documented system is $(M^Z; M^Z; m)$ with a charge Z assigned to the nuclei. In the limit $M = m \rightarrow 1$, binding remains up to $Z \leq 1.23667$. See, for instance, [125, 138] and references therein.

Note that for larger Z , till $Z \leq 1.439$, the Born-Oppenheimer potential between the two protons has a local minimum, but the values of this minimum lies above the threshold energy. Thus the ion has classical stability. In the following, we shall concentrate on genuinely stable states.

B . General properties

Let $m_1; q_1$, $m_2; q_2$, and $m_3; q_3$ be the masses and charges, with, say, all $q_i > 0$. By scaling, the properties of the $(1; 2; 3)$ system depend on two mass ratios and two charge ratios. One can for instance choose $q_1 = 1$ and let q_2 and q_3 vary.

For a given set of charges q_i , one can search the stability and instability domains inside a triangle of normalised inverse masses μ_i , as defined in Eq. (4.1). The same general properties hold, namely

every instability domain is convex

every instability domain is star-shaped with respect the vertices A_2 and A_3 , as defined in Fig. 1.

Likely to be lost are the properties i) that the frontier is symmetric with respect to the vertical axis (if $m_2 \neq m_3$), and ii) that there is always stability along this axis.

In fact, if $m_2 \neq m_3$, the vertical axis plays no particular role, and one should instead concentrate on the line

$$(T) : (q_1 q_2)^2 (1 - \mu_2) = (q_1 q_3) (1 - \mu_3) : \quad (5.2)$$

This is a straight line issued from A_1^0 , the symmetric of A_1 with respect to $A_2 A_3$, corresponding to $\mu_1 = \mu_2 = \mu_3 = 1$. Some examples are drawn in Fig. 9.

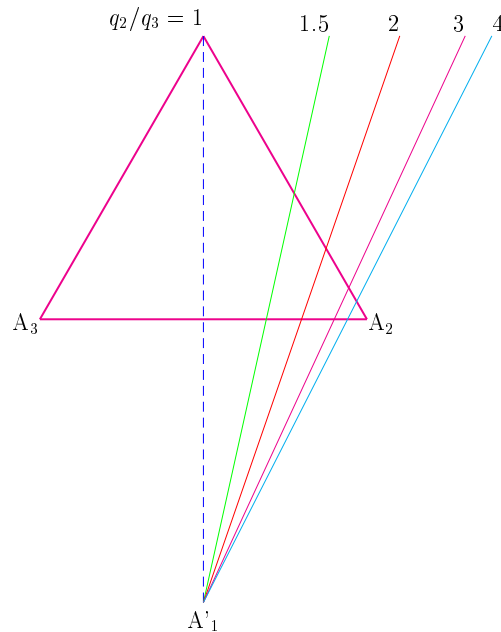


FIG. 9: The threshold separation (T) is the line where the (1,2) and (1,3) atoms have the same energy. It is drawn here for $q_2=q_3 = 1$ (symmetry axis), 1.5, 2, 3 and 4.

In the $q_2; q_3$ plane, for $q_1 = 1$ and some given masses, resulting into reduced masses μ_{12} and μ_{13} , (T) is a line issued from the origin. Examples are drawn in Fig. 10.

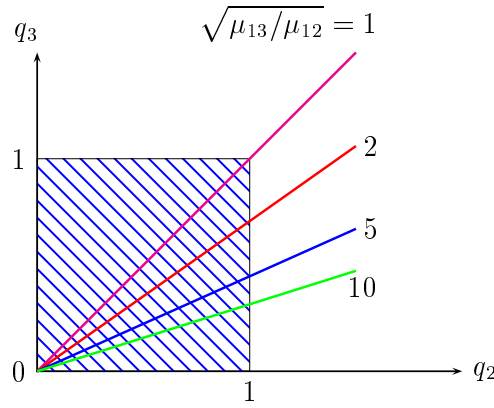


FIG. 10: The threshold separation (T) is the line where the (1,2) and (1,3) atoms have same energy. It is drawn here for a ratio of reduced masses $\mu_{13}/\mu_{12} = 1$ (symmetry axis), 2, 5, and 10.

There is always a concentration of stability along this threshold separation (T). This can be understood as follows: near (T), one can seek a wave function of the form

$$\psi = f[\mathbf{r}; \mathbf{r}_2; \mathbf{r}_3]g + f[\mathbf{r}; \mathbf{r}_3; \mathbf{r}_2]g; \quad (5.3)$$

where each term represents an atom linked to the third particle. Along (T), the two terms have comparable energy, and can interfere maximally. The triangular diagram has different possible shapes. Let us assume $q_2 = q_3$ without loss of generality.

If $q_2 = q_3 < 1$, all mass configurations correspond to a stable ion.

If $q_2 < 1 - q_3$, the entire region on the left of (T), where (1,2) is the lowest threshold, gives stable configuration. There is instability at least near A_3 .

If $1 - q_2 < q_3$, there is instability at least near A_2 and near A_3 .

The basic observation is that if, for instance, $q_2 < 1$, the (1,2) ion is negatively charged. Particle 3 feels a potential that is asymptotically a Coulomb attraction, producing bound states below the (1,2) energy. This state of affairs holds in particular in the limit where $m_1 = m_2 = 1$ (vertex A_3), and thus stability extends to the entire region from A_3 to (T), due to the star-shape property.

A plausible conjecture for the stability/instability frontier is shown in Fig. 11, for charge configurations (1; q; q) with $2 \leq q \leq 3$ symmetry. For $q < 1$, there is stability everywhere. For $q = 1$, we are in the case studied in Sec. IV. For q slightly larger than 1, the stability band shrinks. It presumably breaks down somewhere between P_s and H_2^+ , where the fraction of binding is smallest (see discussion in Sec. IV C). Then stability around H_2^+ disappears, and stable ions are found only in the H_2^+ region. Stability there is lost where q becomes larger than 1.24, as seen earlier in this section.

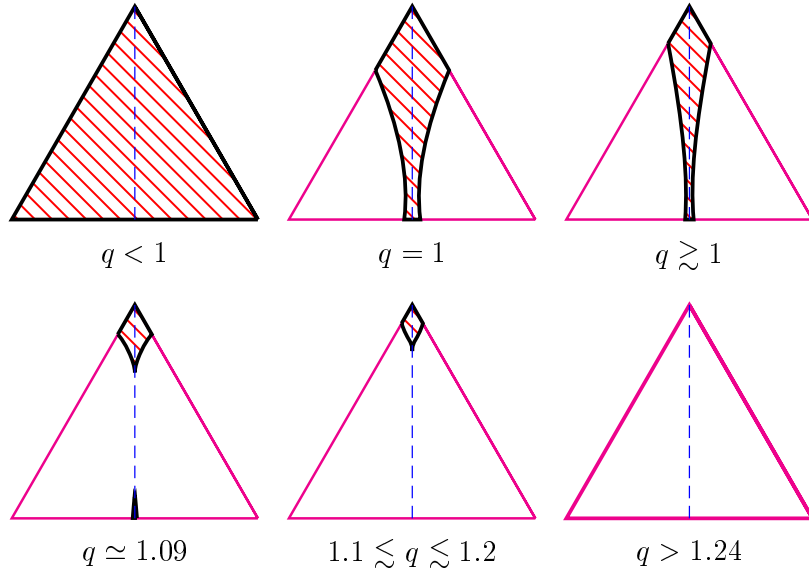


FIG . 11: Shape of the stability and instability regions for charge configurations $(1; q; q)$.

Some guess at the triangle plots are proposed in Fig. 12, for asymmetric configurations.

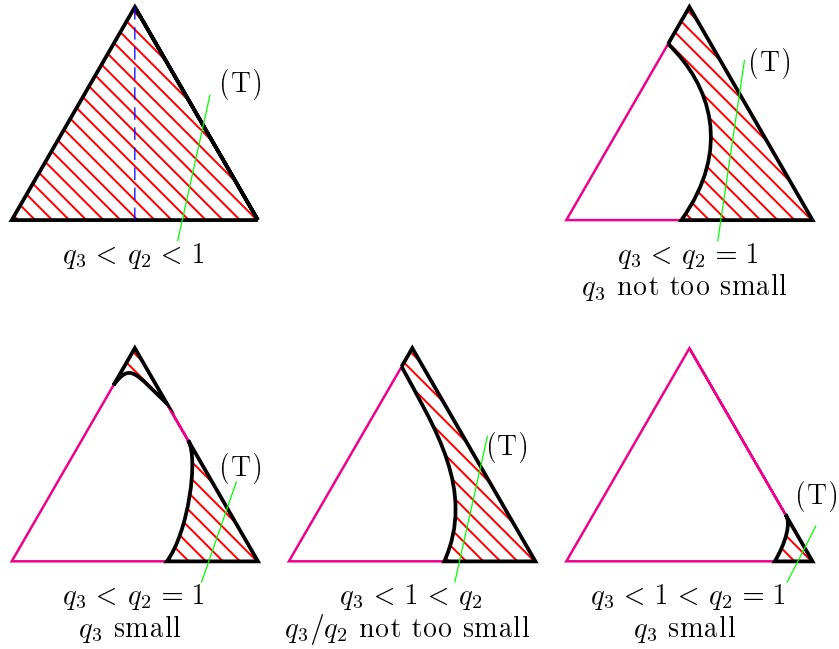


FIG . 12: Shape of the stability and instability regions for some asymmetric charge configurations $(1; q_2; q_3)$.

These stability domains would require thorough numerical investigation or more rigorous results. For instance, it has never been established that the domain sometimes splits into two parts, as suggested by one of these figures. What can be proved [134] is that the border shrinks if q_1 decreases (for the other q_i fixed) and moves to the right as q_2 increases.

Another point of view, or, say, cross section of the parameter space consists of looking at stability for given masses m_1, g , as a function of the charges. In this plot, the threshold separation (T) is a straight line starting at the origin.

Suppose, for instance, that q_2 increases. In the region where (1;2) is the lowest threshold, one can rescale all charges by a factor $1/q_2$, so that the attraction $q_1 q_2$ (and hence the threshold energy), and the repulsion strength $q_2 q_3$ remain constant. The attractive term $q_1 q_3$ decreases, so stability deteriorates. If both q_2 and q_3 are increased by a factor q_2 , a similar rescaling leaves the attractive terms unchanged and increases the repulsion by q_2 . Again, one moves away from stability. It has been shown [135] that each domain of instability is convex in the $q_2^{-1}; q_3^{-1}$ plane (with, say, $q_1 = 1$ fixed.). This is illustrated in Fig. 13.

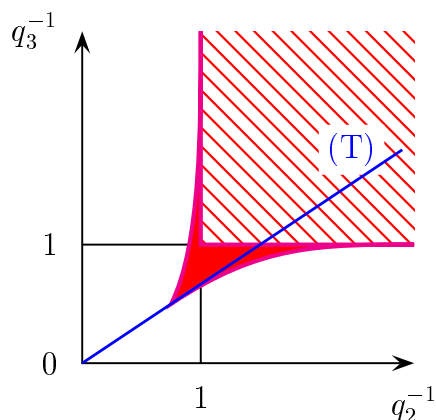


FIG. 13: Shape of the stability domain in the plane of inverse charges $(q_2^{-1}; q_3^{-1})$, with normalisation $q_1 = 1$. The lines $q_2^{-1} = 1$ and $q_3^{-1} = 1$ are either asymptotes, or part of the border, starting from a value of q_2^{-1} or q_3^{-1} which might be less than 1, unlike the case shown in this figure.

C. Critical charge for binding two electrons

The symmetric case, where $m_2 = m_3 = m$, and $q_1 = 1, q_2 = q_3 = Z$, has been studied by Rebane [125], who addressed the following question: what is the maximal value, Z_{cr} , of Z allowed for which the system is bound? This is equivalent to finding the minimal charge q_1 required to bind two identical unit charges.

It has been seen that $q_1' = 1.098$ for $m_1 = m \rightarrow 1$, and $q_1' = 1.24$ for $m_1 = m \rightarrow 0$. The results for the general case are given in Fig. 14.

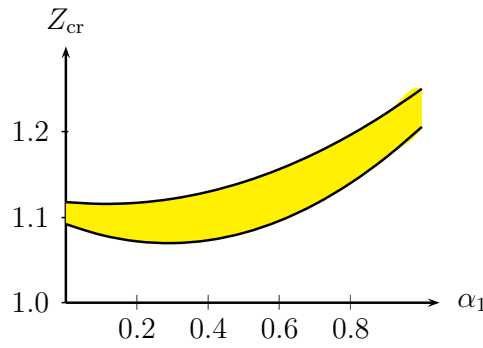


FIG. 14: Estimate of the maximal value Z_{cr} of the charge Z allowed to bind $i(m_1^+; 1^-; 1^-)$, as a function of the normalised inverse mass $\alpha_1 = 1/(1 + 2m_1)$. The curves are rough fits to the upper and lower bounds given in Ref. [125].

There is a striking analogy between this curve and that of Fig. 5 showing the relative binding energy for $Z = 1$. Again, the minimum is not exactly in the H limit, but for $\alpha_1 \approx 0.2$.

D. Further limiting cases

In addition to H^- -like, H_2^+ -like and other symmetric cases, results have been obtained for the following configurations:

1. Nearly symmetric states

Equation (4.8) was a decomposition into symmetric and antisymmetric parts for $q_2 = q_3$ and m_2 slightly different from m_3 . Similarly, one can consider the case $m_2 = m_3$, i.e., the vertical axis of the triangle, and q_2 and q_3 slightly different. Introducing the strength factors $s_1 = q_2 q_3$, $s_2 = q_3 q_1$, and $s_3 = q_1 q_2$, and denoting $E[s_1; s_2; s_3]$ the ground state energy, one gets by the same reasoning

$$E[s_1; s_2; s_3] = E\left[s_1; \frac{s_2 + s_3}{2}; \frac{s_2 + s_3}{2}\right]; \quad (5.4)$$

with the later energy being $(1 + g)$ times its threshold energy, as per Eq. (4.7). If for instance

$$s_1 = 1; \quad s_2 = 1 - x; \quad s_3 = 1 + x; \quad (5.5)$$

stability is ensured if

$$(1 + x)^2 \geq 1 + g; \quad (5.6)$$

which can be solved for the charges, rescaled to $q_1 = 1$, with the conclusion that stability remains at least up to the configuration

$$i = 1; \frac{1}{2}; \frac{1}{2}; \quad ; \quad q_1 = 1; \frac{1}{1-x}; \frac{1}{1+x} : \quad (5.7)$$

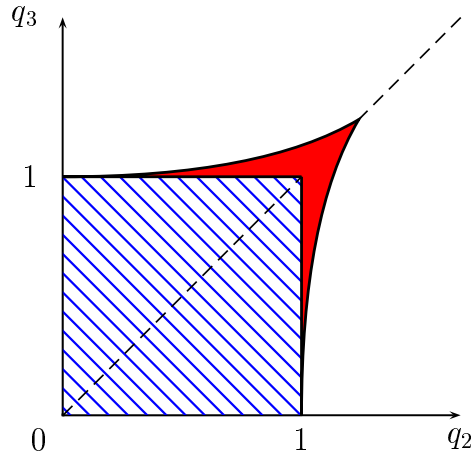


FIG. 16: Schematic shape of the stability domain in the Born-Oppenheimer limit. The heavy particles have charges q_2 and q_3 . The charge of the light particles is set to $q_1 = 1$.

When x_1 varies, the minimum of $g(x_1)$ is between 4% and 5%. The, if $x_1 = 0.02$, the vertical axis of the triangle belongs to the stability domain, as shown in Fig. 15.

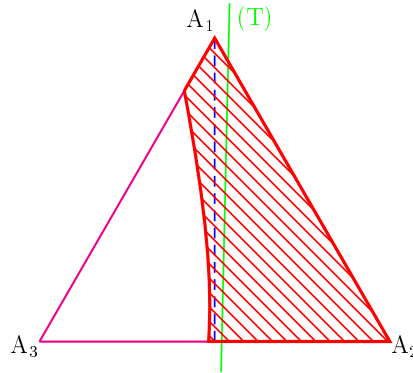


FIG. 15: For charges $q_1 = 1$, $q_2 = 1.02$, and $q_3 = 0.98$, the stability domain extends at least from A_2 to the median axis of the triangle.

2. The asymmetric Born-Oppenheimer limit

Consider the stability domain in the $(q_2; q_3)$ plane in the limit where both $m_2 \rightarrow 1$ and $m_3 \rightarrow 1$. The domain includes the unit square and extends till $q_2 = q_3 = 1.24$ on the symmetry axis. This is illustrated in Fig. 16.

It can be shown [134] that the boundary leaves the square vertically at the point $(q_2 = 1; q_3 = 0)$ with a behaviour

$$q_2 = 1 + 18 \frac{q_3}{(\ln q)^3} : \quad (5.8)$$

A similar pattern is observed near $(q_2 = 0; q_3 = 1)$.

Modern computers and new computational algorithms make it possible to perform intricate few-body calculations in a very short time, and thus to repeat the calculations with changes in the parameters.

For instance, Kriek [139] has drawn the stability area (more precisely its minimal extension, as his calculation was variational) for different choices of constituent masses [135, 139]. Some of his plots are reproduced in Figs. 17-20. There is always a pronounced spike near the threshold separation (T).

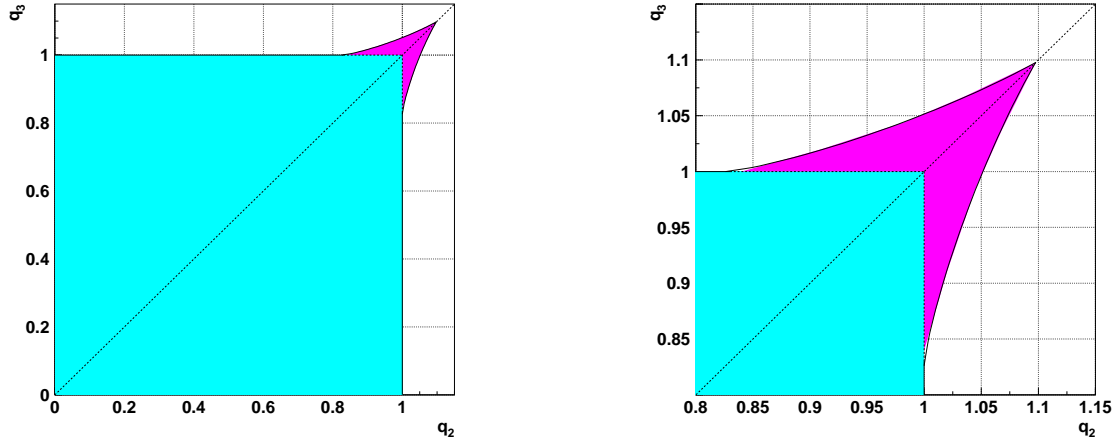


FIG. 17: Variational estimate of the stability domain for $m_1 = 1$ and $m_2 = m_3 = 1$, full view (left) and enlargement of the spike (right).

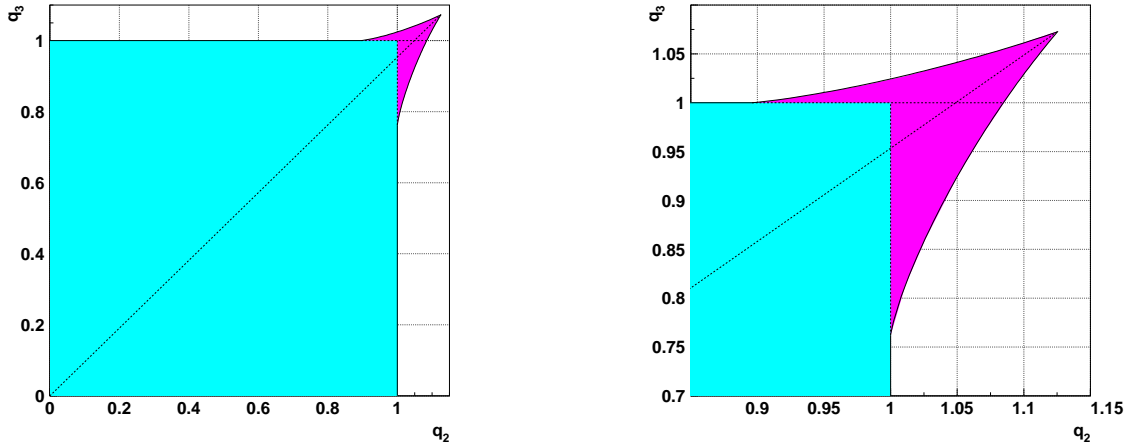


FIG. 18: Same as Fig. 17, for $m_2 = m_3 = 1.1$.

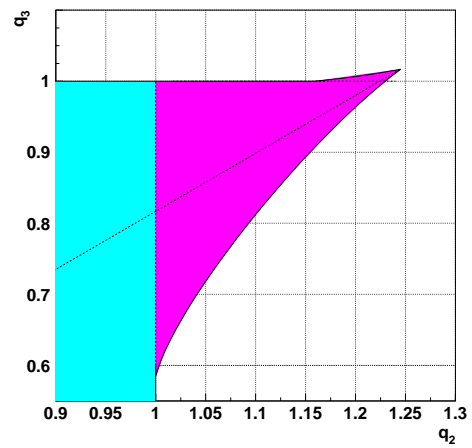
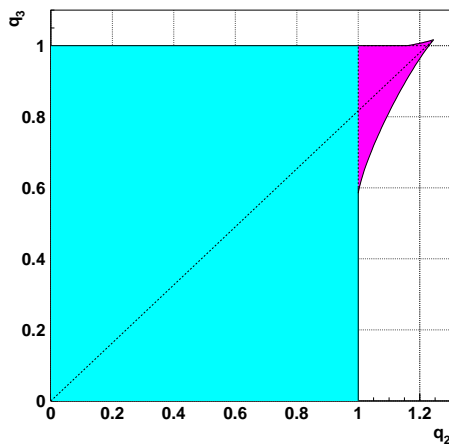


FIG .19: Same as Fig.17, for $m_2=m_3 = 1.5$.

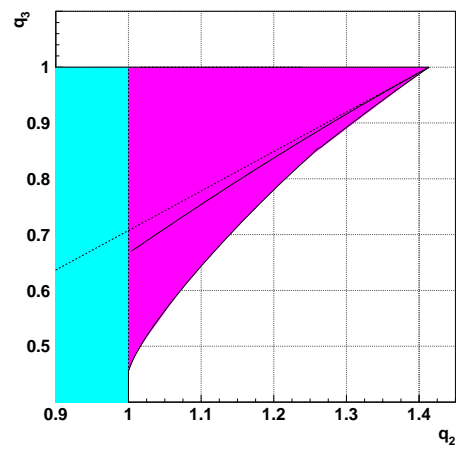
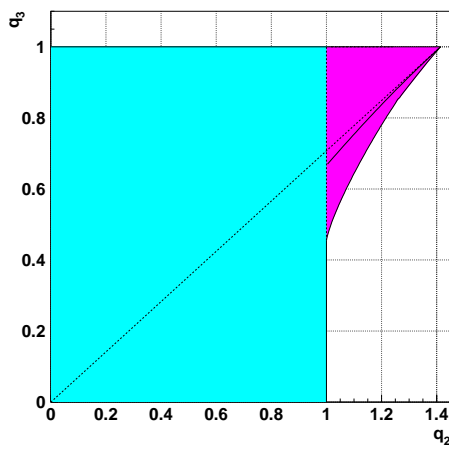


FIG .20: Same as Fig.17, for $m_2=m_3 = 2$.

F . Open issues

Some questions remain, for instance:

In the (q_2, q_3) plot, are there always points for which $q_3 > 1$?

What is the overall shape of the areas of stability? This means a curve $f(q_2, q_3) = 0$ such that beyond this curve, stability never occurs, whatever values are assumed for the constituent masses. A guess is proposed in Fig.21.

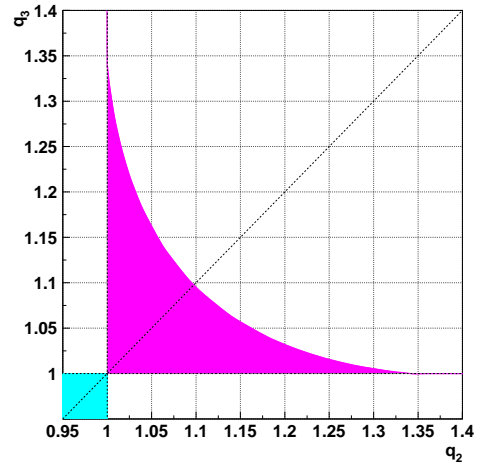
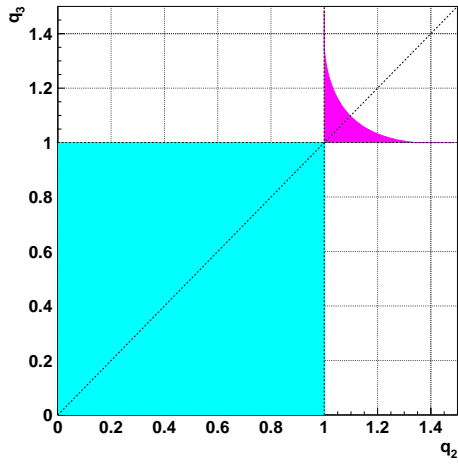


FIG . 21: Variational estimate of the domain in the $(q_2; q_3)$ plane, for $q_1 = 1$, for which stability occurs at least for some specific values of the mass ratios.

In this section, we consider systems $(m_1^+; m_2^+; m_3; m_4)$ with arbitrary masses m_i and unit charges $q_1 = q_2 = +1$ and $q_3 = q_4 = -1$. The question we address is: for which values of the masses m_i is the system stable against spontaneous dissociation? The answer, of course, only depends on the mass ratios and not on the masses themselves.

A. Lowest threshold

The first stage is to identify the lowest threshold. Without loss of generality, one can assume $m_1 \leq m_2$ and $m_3 \leq m_4$, so that the lowest threshold consists of two neutral atoms $(m_1^+; m_3) + (m_2^+; m_4)$. This can be seen directly from the Bohr formula. The results is in fact more general, as noticed by Bertlmann and Martin [140] and by Nussinov [141]: if a given two-body potential provides two constituent of masses m and m^0 with a ground-state energy $E_2(m; m^0)$, then

$$E_2(m_1; m_3) + E_2(m_2; m_4) \leq E_2(m_1; m_4) + E_2(m_2; m_3); \quad (6.1)$$

when $m_1 \leq m_2$ and $m_3 \leq m_4$. This is easily shown using the property that the two-body energy $E_2(m; m^0)$ is a convex function of the inverse reduced mass $m^{-1} + m^{0-1}$. For instance, in the limit of a strictly flavour-independent confining force between a quark and an antiquark, one anticipates a mass inequality

$$(Q\bar{Q}) + (q\bar{q}) \leq 2(Qq); \quad (6.2)$$

which is observed in the actual spectrum of mesons [142].

There is another type of threshold with a three-body ion and an isolated charge. For instance, $(m_1^+ m_2^+ m_3) + m_4$ is certainly the lowest threshold if $m_1 = m_2 = m_3 \leq m_4$, as typical Coulomb energies grow proportionally with masses. However, an ion with charge 1 can always bind a charge -1, as their interaction reduces to a Coulombic attraction at large separation (see Sec. A.11 of Appendix A). Thus, if the lowest threshold is an ion and a charge, the system is stable.

In short, to establish stability, it is sufficient to get below the lowest atom {atom threshold, i.e., to find a trial wave function with a variational energy $E_4[\psi]$ such that

$$E_4[\psi] < E_2(m_1; m_3) + E_2(m_2; m_4); \quad (6.3)$$

Nevertheless, it is interesting to determine which is the lowest threshold. In Ref. [143], for instance, dealing with hydrogen-like configurations $(M^+; M^+; m; m)$, it is shown rigorously that the lowest threshold always consists of two atoms, namely, in an obvious notation,

$$\begin{aligned} 2E_2(M; m) &< E_3(M; M; m); \\ 2E_2(M; m) &< E_3(m; m; M); \end{aligned} \quad (6.4)$$

In practical calculations, knowing that the lowest threshold of a system is made of cluster C_1 and cluster C_2 suggests a possible trial wave function associating the internal motion within C_1 and C_2 with the motion of C_1 relative to C_2 .

1. H_2

The binding mechanism of the hydrogen molecule, H_2 , is described in several textbooks. A beautiful picture is provided by the method of Born, Oppenheimer, Heitler and London [144]. In the limit where the proton mass M is very large compared with the electron mass m , the protons move almost classically in an effective potential $V(R)$. Besides the direct electrostatic repulsion $1/R$, this potential is generated by the energy of the two electrons in the static field of the two protons separated by a distance R . At very large R , the system consists of two independent atoms, and one fixes the potential so that $V(1) = 0$. At very small R , the repulsion dominates, and $V \rightarrow +\infty$. In between, there is a well-pronounced pocket of attraction with $V < 0$. In the extreme limit where $M \rightarrow \infty$, the minimum of V is the binding energy of the molecule. This minimum is deep enough to guarantee that for the actual molecule, binding survives numerical uncertainties, finite proton mass and quantum effects.

In fact, the potential V between the two protons is deep enough not only to bind the molecule, but also to allow for many excited states. See, e.g., [145].

Several accurate, non-adiabatic, calculations of the H_2 energy and properties have been published, see, e.g., [146]. Note that it was once believed that a problem existed, with a discrepancy between the experimental ionisation energy and the theoretical one [147]. Nowadays, the problem has disappeared.

2. Ps_2

The stability of $(e^+; e^+; e^-; e^-)$ with respect to dissociation into two positronium ions $(e^+; e^-)$ was speculated by Wheeler [60]. A first study by Ore in 1946 led him to conclude [148] "with reasonable assurance that this structure is not stable against disintegration into two bi-electrons." He used, however, a sharply truncated harmonic-oscillator basis which is not appropriate for a weakly-bound molecule.

The following year, Hylleraas and Ore [149] introduced a more suitable trial wave-function and the stability of the positronium molecule $(m^+; m^+; m^-; m^-)$ was established, and confirmed in several further studies using more refined wave functions. In natural units, the positronium atom $(m^+; m^-)$ has a binding $E_2 = -1/4$, so that the dissociation threshold for the molecule is $E_{th} = 2E_2 = -1/2$. It is convenient to define the fraction x of binding below threshold as

$$E(e^+; e^+; e^-; e^-) = (1 + x)E_{th} : \quad (6.5)$$

The result of Ref. [149], corresponding to $x = 0.0084$, has been improved by several authors. The latest (and best) values are $x = 0.03186$ [150] and $x = 0.03201$ [151]. See, also, [152, 153].

The proof of stability of Ps_2 by Hylleraas and Ore [149] relies on an elegant variational method. They first got rid of the scale by noticing that if (ψ_i) is a trial wave function, with norm and expectation values of the kinetic and potential energies written as

$$n = \langle \psi_i | \psi_i \rangle; \quad t = \langle \psi_i | T | \psi_i \rangle; \quad v = \langle \psi_i | V | \psi_i \rangle; \quad (6.6)$$

then the best rescaling of the type $\psi = (r_i)^{-1}$ yields a minimum

$$E = \frac{v^2}{4\ln} ; \quad (6.7)$$

which corresponds to $\langle T \rangle = \langle V \rangle = 2$, i.e., the same sharing of the kinetic and potential energies as for the exact solution. This extension of the virial theorem to variational approximations is well known [130, 131].

The frozen-scale wave function of Hylleraas and Ore only contains a single parameter:

$$\psi = \exp[-(r_{13} + r_{14} + r_{23} + r_{24})] \cosh[(r_{13} - r_{14} - r_{23} + r_{24})] ; \quad (6.8)$$

Explicit integration leads to (a misprint in Ref. [149] is corrected below)

$$\begin{aligned} n &= \frac{33}{16} + \frac{33}{16(1-\frac{1}{2})^3} ; & t &= \frac{21}{8} - \frac{3}{2} + \frac{21}{8(1-\frac{1}{2})^3} ; \\ v &= \frac{19}{6} + \frac{21}{4(1-\frac{1}{2})^3} - \frac{1}{(1-\frac{1}{2})^2} - \frac{5}{8} - \frac{1}{4^4} + \frac{7}{8^2} + \frac{(1-\frac{1}{2})^4}{4^6} \ln \frac{1}{1-\frac{1}{2}} ; \end{aligned} \quad (6.9)$$

to be inserted in (6.6) and (6.7), leading to a minimum $E = -0.5042$ near $\alpha^2 = 0.48$. More details of the derivation of Eq. (6.9) are provided in Appendix D. It is rather easy to generalise the calculation of Ref. [149] to a trial wave function of the type

$$\psi = \sum_i c_i \exp[-a_i(r_{13} + r_{14} + r_{23} + r_{24})] \cosh[b_i(r_{13} - r_{14} - r_{23} + r_{24})] ; \quad (6.10)$$

but one does not gain much [154]. As analysed for instance by Ho [69] and by the authors he quotes, some explicit r_{12} and r_{34} dependence is needed in the wave function to improve the accuracy. Such a dependence is included in all accurate variational calculations [150, 151], as well as in Monte-Carlo variants [152].

As $P S_2$ is weakly bound, one might guess that there are no bound excited states, and, indeed, for many years, no excited state was found or even searched for. However, a recent highly accurate calculation [151] indicates the existence of a state $P S_2$ with angular momentum $L = 1$ and negative parity. This cannot decay into two positronium atoms in their ground state, as one of the atoms should be in a state with $L = 1$. The threshold energy for spontaneous dissociation is thus

$$E_{th} = \frac{1}{4} - 1 + \frac{1}{4} = -0.3125 ; \quad (6.11)$$

while $P S_2$ is found [151] to have an energy $E = -0.3344$, i.e., bound by a fraction $x = 0.07$, where x is defined as in (6.5).

Electromagnetic transitions from $P S_2$ to $P S_2$ might be used as a signature of the formation of positronium molecules. The main decay channels, $P S_2 \rightarrow 4\gamma$ or $P S_2 \rightarrow 3\gamma$, are not of great use, unfortunately, as the energy of the emitted γ -ray differs very little from those coming from annihilation of ordinary P s atoms. This is discussed in Ref. [155].

3. P sH

The hydrogen "hydride" P sH is the system $(p;e^+;e;e)$, or in our other notation, $(M^+;m^+;m^-;m^-)$ in the limit of a large $M=m$ mass ratio. The chemistry of positrons is beyond the scope of this review. See, for example, Ref. [156, p. 263]. What is of interest to us is the fact that, if annihilation is neglected, there are many examples of stable configurations where a positron is attached to an atom or an ion [3].

The stability of P sH is not completely obvious, if one starts building this configuration by adding the constituents one by one. In a possible such construction scheme, one is faced with the instability of $(p;e^+;e)$, as seen in Sec. III E; it is thus a pleasant surprise that the whole system is stabilised by adding a second electron. On the other hand, when one starts from a P s ion and a proton, one expects some attraction between them. The question is whether this attraction brings the system down not only below the $(P s;p)$ threshold but also the $(H;P s)$ threshold. A similar question arises when the system is viewed as a stable H ion combined to a positron.

The first proof of stability of P sH is due to Ore [157]. He used a trial wave function similar to (6.8), namely, with a similar notation (1 is the proton, 2 the positron)

$$= \exp[-k(r_{13} + r_{14} + r_{24})] + f_3 \exp(-4g) : \quad (6.12)$$

Again, the scale parameter k can be fixed by the virial theorem, and the minimisation is restricted to the parameters k and g . Some details on the calculation of the relevant matrix elements are given in Appendix D. For $k = 0.25$ and $g = 0.5$, Ore obtained an energy $E = -0.75256$ corresponding to a fraction $x' = 0.00334$ of extra binding, defined as in Eq. (6.5). With a slightly more general wave function

$$= \exp[-(r_{13} + r_{23} + r_{14} + r_{24})] + f_3 \exp(-4g) ; \quad (6.13)$$

one obtains a better value $x = 0.0112$. With a polynomial added, Navin et al. obtained $x' = 0.039$ [158].

Positronium hydride was identified experimentally in 1992 [159]. Meanwhile, variational calculations have been pushed to higher accuracy. See, for instance, [150, 155, 160, 161, 162, 163, 164, 165, 166], and references therein. For instance, Zong-Chao Yan and Ho [166] obtained $x' = 0.052$.

The system $(p;e^+;e;e)$ also has a resonant state with angular momentum $L = 0$. It is located at $E = -0.602$ with respect to complete dissociation, and thus is relatively narrow (width $= 0.0028$) since it is below the threshold for dissociation into a hydrogen atom and an excited positronium atom ($E_{th} = -0.5625$) [160]. There is also a metastable $L = 1$ state at $E = -0.615$ [161], which is thus below the threshold $E_{th} = -0.5625$ for dissociation into a hydrogen atom and a P s atom with $L = 1$. The situation is similar for the metastable $L = 2$ state at $E = -0.566$ [161], which is below the threshold $E_{th} = -0.5267$ corresponding to H and P s with $L = 2$.

C. Properties of the stability domain

1. Tetrahedral representation

The stability domain of the system $(m_1^+;m_2^+;m_3^-;m_4^-)$, made up of four particles, two having the same positive charge and two having the opposite negative charge, interacting

only through Coulombic forces, can be represented in terms of points in the interior, or on the surface of a regular tetrahedron [167, 168]. This is a generalisation of the equilateral triangle diagram in the case of three bodies, two of which have the same positive charge and the third has the opposite negative charge [53, 123]. Note that as the Coulombic potential between charges is invariant under charge conjugation, stability properties are invariant under this operation.

Let $\alpha_i = 1/m_i$, where m_i is the mass of particle i . As only Coulombic forces are being considered, the stability properties are dependent only on the ratios of the masses. It is thus possible to normalise the α_i so that $\sum_{i=1}^4 \alpha_i = 1$. The sum of the distances from each face to any point X , inside or on the surface of the tetrahedron, is a constant. If we choose the length of the sides of the tetrahedron to be $\sqrt{3}$, this constant is 1. Take α_j to equal the distance of the point X from face j . Then the set $X = (\alpha_1, \alpha_2, \alpha_3, \alpha_4)$, with $0 \leq \alpha_j \leq 1$, $\sum_{i=1}^4 \alpha_i = 1$ represents all points within the tetrahedron and on its surface and hence all possible mass ratios of the system $(m_1^+; m_2^+; m_3^+; m_4^+)$.

The regular tetrahedral diagram is shown in Fig. 22. The vertices correspond to cases when three of the particles are infinitely massive. The side AB corresponds to the set of inverse masses $(1-x; x; 0; 0)$ with $0 \leq x \leq 1$, where two of the particles, in this case 3 and 4, are infinitely massive, and similarly for the other sides.

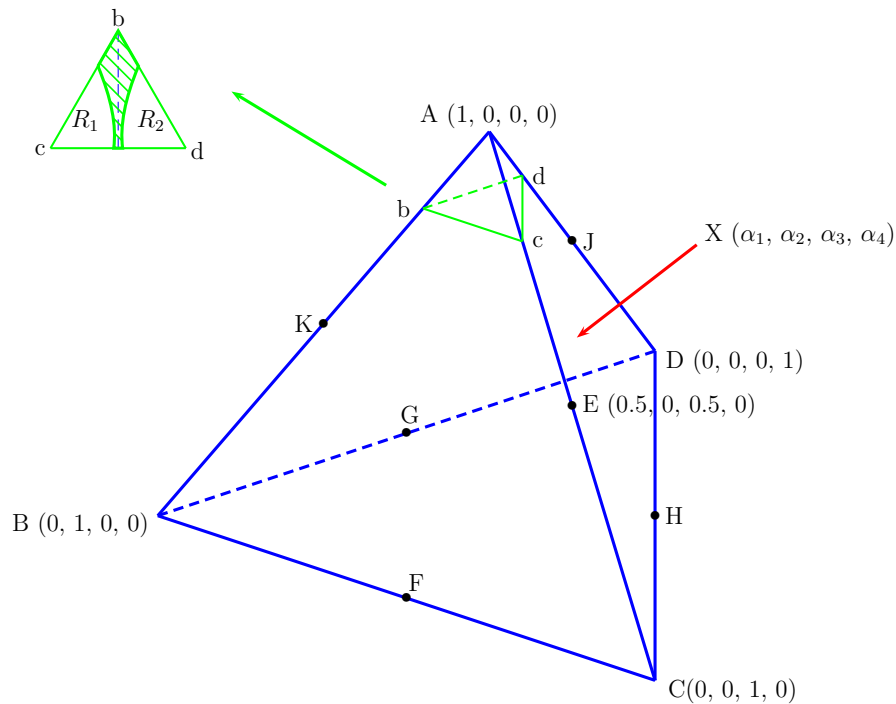


FIG. 22: The regular tetrahedron diagram representing the system $(m_1^+; m_2^+; m_3^+; m_4^+)$. Faces BCD, ACD, ABD and ABC are labelled 1, 2, 3 and 4 respectively. Points E, F, G, H, J and K are the midpoints of the sides of the tetrahedron. Regions R_1 and R_2 correspond to the domain of instability on the triangular surface bcd .

It is interesting to consider the following special configurations:

$H-H$ corresponds to $(p; \bar{e}; p; e)$, i.e. to $(0.4997, 0.0003, 0.4997, 0.0003)$ which is very close to $E(0.5; 0; 0.5; 0)$, the midpoint of AC . Any permutation of particles 1 and 2

and/or 3 and 4 also corresponds to $H-\bar{H}$ and thus the midpoints F, G and J of BC, BD and AD , respectively, also correspond very nearly to $H-\bar{H}$. All these points are thus deep inside the domain of instability.

The plane KDC corresponds to system with identical particles 1 and 2, with $m_1 = m_2$, and the same charge. It can be seen that they are all stable. Similarly, the points of the plane ABH represent systems with identical particles 3 and 4, which are stable.

The midpoint H of CD lies very close to $(p;p;e;e)$, which is H_2 and is known to be bound. Similarly, the midpoint K of AB lies very close to $(e^+;e^+;p;p)$, which is the antihydrogen molecule with the same bound states as H_2 . The segment KH corresponds to hydrogen-like configurations $(M^+;M^+;m^-;m^-)$. In the middle, the centre of the tetrahedron represents the positronium molecule.

There are the following obvious symmetries of the stability domain of $(m_1^+;m_2^+;m_3^-;m_4^-)$: $1 \leftrightarrow 2, 3 \leftrightarrow 4$ or $f1;2g \leftrightarrow f3;4g$ exchanges. As a consequence, the binding energy is stationary around the corresponding symmetry axes. For instance, it is of second order in $m = m_2 - m_1$, for given $m_1 + m_2$.

Richard [167, 168] considers that the lines AC, BC, BD and AD represent unstable systems whereas AB and CD represent stable systems. He gives schematic pictures of the stability domain on each of the faces of the tetrahedron. It takes the form of a sharp peak with base AB or CD , which is symmetric about the median perpendicular to AB or CD on the face under consideration.

Richard describes what is known about the form of the stability domain within the tetrahedron. The form on a triangular surface close to a vertex and parallel to the opposite face is an interesting case. This surface is in the shape of an equilateral triangle and represents systems in which one particle is very much lighter than the other three. As Richard points out, in this situation the existence or otherwise of four-body bound states depends on whether the three very much heavier particles have a bound state that can form a charged 'nucleus' that can bind the very much lighter particle, which is of opposite charge. It follows that the form of the stability domain on the above surface is the same as for three particles, two of which have the same positive charge and the other has the opposite negative charge [168, 169], with upper vertex on AB or CD , the sides of the tetrahedron that are considered to correspond to bound states. See Fig. 22. To summarise, the shape of the stability domain is likely to be that schematically pictured in Fig. 23. Some guessed properties remain to be demonstrated, and more numerical investigations would be needed for a more precise drawing.

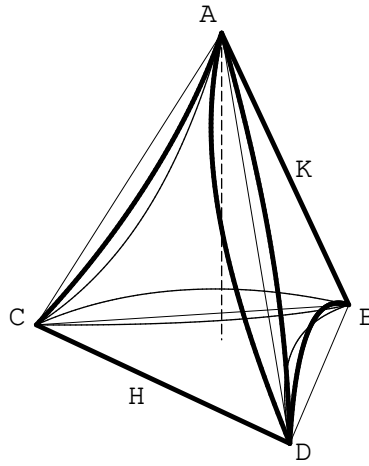


FIG. 23: Guess at the shape of the stability domain for four unit charges, in the tetrahedron of normalized inverse masses.

2. Hydrogen-like configurations

We have seen that $(M^+; M^+; m^-; m^-)$ is stable for $M \geq m$ and for $M = m$, but this is shown with different approaches: the Heitler-London method for hydrogen and the Hylleraas-Ore variational method for P_{S_2} . In fact one can show that the stability of P_{S_2} implies the stability of $(M^+; M^+; m^-; m^-)$ for any value of the mass ratio $M = m$.

The proof follows from the property that the ground state of an even Hamiltonian in one-dimensional quantum mechanics is lowered by any odd admixture. If $h(\psi) = h_{\text{even}} + \psi_{\text{odd}}$, the ground-state energy, $e(\psi)$, of $h(\psi)$ cannot be greater than the expectation value obtained with the even wave-function corresponding to $\psi = 0$, which is, of course, $e(0)$. An illustration is $h(\psi) = p^2 + x^2 + \psi x$, whose ground state lies at $e(\psi) = 1 - \psi^2/4$. Here, parity is replaced by charge conjugation [143, 170]. The Hamiltonian for $(M^+; M^+; m^-; m^-)$ can be written as

$$\begin{aligned} H &= H_S + H_A; \\ H_S &= \frac{1}{4M} + \frac{1}{4m} (p_1^2 + p_2^2 + p_3^2 + p_4^2) + V; \\ H_A &= \frac{1}{4M} - \frac{1}{4m} (p_1^2 + p_2^2 - p_3^2 - p_4^2): \end{aligned} \quad (6.14)$$

The term H_A is odd under charge conjugation, i.e., simultaneous $p_1 \leftrightarrow p_3$ and $p_2 \leftrightarrow p_4$ exchanges. It improves the binding of the system. More precisely, the ground state E of H is lower than the ground state of H_S alone, which is none other than the Hamiltonian of a rescaled positronium molecule with an inverse constituent mass $(m^{-1} + M^{-1})/2$, which provides H_S with the same threshold as H . Thus the stability of P_{S_2} implies that of $(M^+; M^+; m^-; m^-)$ for any $M = m$ ratio. The additional binding provided by the term H_A is seen on the dimensionless fraction x measuring the fraction of binding below the lowest threshold. In the best variational calculation, the fraction x , indeed, increases from $x' = 0.03$ for P_{S_2} to $x' = 0.17$ for H_2 .

3. Minimal extension of the stability domain

Once the binding energy $E = (1+x)E_{th}$ of configurations with $m_1 = m_2$ and $m_3 = m_4$ is taken as firmly established by detailed variational calculations, a minimal extension of the stability domain can be derived.

Consider first $(M^+; m^+; M^-; m^-)$ configurations as extensions of the Ps_2 case. One can fix the scale by setting $M^- = 1 - y$ and $m^- = 1 + y$. Then

$$H(M^+; m^+; M^-; m^-) = \frac{p_1^2 + p_2^2 + p_3^2 + p_4^2}{2} + V + \frac{y}{2} (p_1^2 + p_2^2 - p_3^2 - p_4^2) : \quad (6.15)$$

The reasoning is the same as previously: as the last term is antisymmetric under simultaneous $p_1 \leftrightarrow p_2$ and $p_3 \leftrightarrow p_4$ exchanges, it lowers the ground-state energy. Thus,

$$E(y) \leq (1+x)E_{th}(0) : \quad (6.16)$$

Meanwhile the threshold becomes

$$E_{th}(y) = \frac{1}{4(1-y)} - \frac{1}{4(1+y)} = \frac{E_{th}(0)}{1-y^2} : \quad (6.17)$$

Thus stability remains at least as long as $y^2 \leq 1 - (1+x)^{-1}$, i.e., for

$$0.70 \leq \frac{M}{m} \leq 1.43 ; \quad (6.18)$$

if one accepts the value $x = 0.032$ for Ps_2 [151]. For comparison, a recent numerical study [161] shows that the actual range of stability should be very close to

$$0.476 \leq \frac{M}{m} \leq 2.1 ; \quad (6.19)$$

Now, if one starts from $(M^+; m^+; M^-; m^-)$, and introduces four different masses m_i such that

$$\begin{aligned} m_1 &= m_2 ; & m_1^{-1} + m_3^{-1} &= 2M^{-1} ; \\ m_3 &= m_4 ; & m_2^{-1} + m_4^{-1} &= 2m^{-1} ; \end{aligned} \quad (6.20)$$

one can rewrite the Hamiltonian as

$$\begin{aligned} H(m_1^+; m_2^+; m_3^-; m_4^-) &= H(M^+; m^+; M^-; m^-) \\ &+ \frac{1}{4} (m_1^{-1} - m_3^{-1})(p_1^2 - p_3^2) + (m_2^{-1} - m_4^{-1})(p_2^2 - p_4^2) : \end{aligned} \quad (6.21)$$

In Eq. (6.21), the first term is symmetric under simultaneous $p_1 \leftrightarrow p_3$ and $p_2 \leftrightarrow p_4$ exchanges, and the second one is antisymmetric. By the same reasoning as previously, the last term improves the stability of the system, without changing the threshold energy. Equations (6.18) and (6.20) represent a minimal extension of the stability domain around Ps_2 , based solely on the variational principle and the basic symmetries.

One can thus look in the tables [142] for charged hadrons or leptons which are long-lived and list many highly-exotic molecules which are stable. One example is the strangeness -3 and charm $+1$ system $(\bar{c}; \bar{s}; D^+; p)$ system, as the constituent masses are (in GeV/c^2) 1.672, 1.197, 1.869 and 0.938, respectively, and satisfy Eqs. (6.18) and (6.20).

Going back to more realistic cases, one can see that Eqs. (6.18) and (6.20) fail by a narrow margin to establish the stability of PSH from the binding energy of PS_2 .

Suppose now one assumes a binding energy $E = (1 + x(s))E_{th}$ for a hydrogen-like configuration $(M^+ M^+ m m)$ with mass ratio $s = M/m$. Introducing

$$\begin{aligned} m_1^1 &= M^{-1} & ; & & m_3^1 &= m^{-1} + 0 & ; \\ m_2^1 &= M^{-1} + & ; & & m_4^1 &= m^{-1} + 0 & ; \end{aligned} \quad (6.22)$$

This leads to a decomposition of the Hamiltonian

$$H(m_1^+; m_2^+; m_3; m_4) = H(M^+; M^+; m; m) - \frac{1}{2}(p_1^2 + p_2^2) - \frac{1}{2}(p_3^2 + p_4^2); \quad (6.23)$$

which implies $E(m_1; m_2; m_3; m_4) = (1 + x(s))E_{th}(M; M; m; m)$. Since the threshold for the fm_{ig} configuration is

$$\begin{aligned} E_{th}(fm_{ig}) &= \frac{(1=2)}{M^{-1} + m^{-1}} + \frac{(1=2)}{M^{-1} + m^{-1} + \frac{1}{2}} \\ &= E_{th}(M; M; m; m) = 1 - \frac{1}{M^{-1} + m^{-1}}; \end{aligned} \quad (6.24)$$

we have stability at least as long as

$$\frac{1}{M^{-1} + m^{-1}} \geq 1 - \frac{1}{1 + x(s)}; \quad (6.25)$$

Thus if it can be shown that a system $(M^+; M^+; m; m)$ with mass ratio $s = M/m = 2$ is bound by a fraction $x(2)$ larger than $1/8$, then it follows that PSH is stable.

4. Stability for equal-mass negatively-charged particles

In the Born-Oppenheimer approximation, all molecules such as $(p;d;e;e)$ or $(p;t;e;e)$ are stable. We have seen that all hydrogen-like configurations $(M^+; M^+; m; m)$ are stable, even for $M < m$. The positronium hydride $(p;e^+;e;e)$ is stable. For $M = m = M^0$, the configuration $(M^+; M^0; m; m)$ is stable, as the lowest threshold consists of the stable ion $(M^+; m; m)$ and an isolated M^0 .

These observations make it reasonable to conjecture that all molecules $(m_1^+; m_2^+; m_3; m_4)$ with equal-mass electrons ($m_3 = m_4$) are stable. Of course, a similar result holds for $m_1 = m_2$. This can be understood as follows: the system $(M^+; M^0; m; m)$ has two degenerate thresholds, one with M associated with the first electron and M^0 with the second and another in which M and M^0 are interchanged. There are thus two ways of describing the system as two deformed atoms with a slow relative motion. These two components can interact strongly with each other, leading to binding. In the 3-body case, the same phenomenon leads to enhanced stability of $(M^+; m; m^0)$ around the symmetry axis $m = m^0$.

The conjecture of stability for $m_3 = m_4$ has been checked in Ref. [171]. The authors used two variational calculations. The first one is based on the exponential wave function (6.13), the second is the stochastic variational method with Gaussian wave functions. As all matrix elements are calculated in a closed analytic form, there are no numerical uncertainties as to the values of the integrals involved, so the investigation can be considered as free from ambiguity.

5. Borromean binding

The concept of Borromean binding is inspired by the Borromean rings, which are interlaced in such a subtle topological way that if any one of them is removed, the two other become unlocked. The name "Borromean binding" was introduced in Nuclear Physics [172] to denote those isotopes with two external neutrons which are stable against dissociation, while the partner with only one external neutron is unstable. The best-known example is the Helium family. The nucleus ${}^4\text{He}$ is very stable and compact. The isotope ${}^5\text{He}$ is unstable, but ${}^6\text{He}$ is stable. If considered as a three-body system $(n;n;n)$, it has the remarkable property that none of the two-body subsystems has a bound state. In other words, with short-range potentials, a three-body system can be bound, with coupling strength that are too weak to bind the two-body subsystems. For an investigation of the domain of coupling constant where Borromean binding is possible, see e.g., [173, 174, 175]

Borromean binding is related to the "Thomas collapse" [176], which occurs when the ratio of 3-body to 2-body binding energies, E_3/E_2 , is very large, and to the Efimov effect [177], which is associated with the existence of very weakly bound 3-body bound states together with a vanishing 2-body ground-state energy E_2 .

Borromean binding is defined to occur in four-body binding as the property that all three-body subsystems are unbound. In other words, there is no way to build the system by adding the constituents one by one, forming a bound state at every stage. Of course, for systems such as $(a^+; b^+; c^-; d^-)$, there always exist stable two-body subsystems.

Now, Mitroy [5] established that $(m^0; m^+; m^-)$ ions remain stable for

$$0.698 \frac{m^0}{m} > 1.63 : \quad (6.26)$$

On the other hand, Bressanini et al. [152] found that the $(M^+; m^+; M^-; m^-)$ systems are stable with respect to dissociation into $(M^+; M^-) + (m^+; m^-)$ for

$$\frac{1}{2.2} \frac{M}{m} > 2.2 : \quad (6.27)$$

This result is also obtained by Varga [178]. Thus for $M/m \rightarrow 2$, the 4-body molecule is bound, but none of its 3-body subsystems is stable! This means, for instance, that the molecule $(p; d; p; d)$ made up of a proton, a deuteron and their antiparticles, is Borromean. A minimal extension of the domain of Borromean binding can be established if one knows the binding for $m_1 = m_3$ and $m_2 = m_4$ [179].

The reciprocal conjecture, stating that if a four-body system has at least one stable three-body system, then the overall system is stable, remains, however, to be demonstrated. An argument is the following. Assume $m_3 = m_4$ and suppose that $(1; 2; 3)$ is stable (if $(1; 2; 4)$ is stable the stability of $(1; 2; 3)$ is implied), i.e., with the current notation, $E_{123} < E_{13}$, and consider the system $(m_1^+; m_2^+; m_3^-; m_4^-)$ as a function of $x_4 = m_4/m_3$. For $x_4 = 1$, the four-body system is stable, as seen in the previous subsection. For $x_4 \rightarrow 1$, the lowest threshold becomes the charged $(1; 2; 3)$ ion, which attracts the charge m_4 . As seen in Fig. 24, it is very unlikely that the curve of the four-body energy would not remain below the lowest threshold between $x_4 = 1$ and $x_4 = 1$.

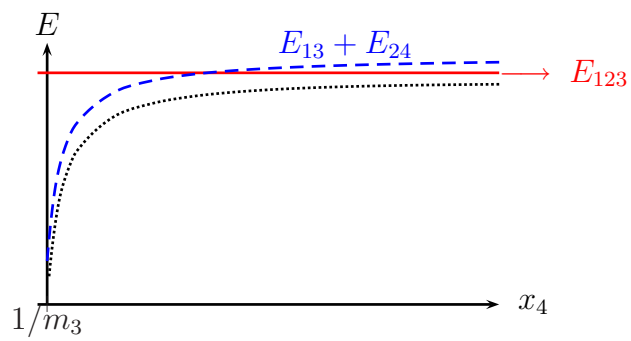


FIG. 24: Guess at the shape of the four-body energy of $(m_1^+; m_2^+; m_3; m_4)$ (dotted curve) as a function of $x_4 = 1/m_4$, from $x_4 = 1/m_3$ to large x_4 . The threshold is the lowest of the $(1;3) + (2;4)$ energy (dashed curve) and the energy of $(1;2;3)$ (solid line), which is assumed to be stable.

Calculating the binding energy of a n -particle system is obviously a very complicated task [180, 181, 182], especially when the system is loosely bound. A n -particle system can have various bound subsystems including $3 + 2$, $4 + 1$ or $2 + 2 + 1$ decompositions. The binding energy is the energy of the system with respect to the lowest dissociation threshold. We shall consider the case of systems of three particles with like charges and two particles with the opposite charge. Systems of unit charges where four particles have identical charges and the last particle has an opposite charge are not expected to be bound.

$$A. (m^+; m^+; m^+; m^-; m^-)$$

The simplest system consists of n particles with equal mass and unit charge. In the case of where the three positively-charged particles are identical fermions with spin $1/2$, the antisymmetry requirement restricts the configuration space and no bound state exists. In particular, the system of three electrons and two positrons, or its conjugate, is not bound.

The $(m^+; m^+; m^+; m^-; m^-)$ system is, however, bound if the three positively-charged particles are bosons or if one of them is distinguishable, since the Pauli principle does not restrict the allowed states. An example is the $(e^+; e^+; e^-; e^-; x^-)$ system, where x^- is a fictitious particle which has the same mass as the electron but is distinguishable from both the electron and the positron. No such system exists in the real world. What is of practical interest is that binding often remains when some masses are changed, in particular when m_x is increased. For example, a system made of a Ps_2 molecule and a proton, $(e^+; e^+; e^-; e^-; p)$, is stable (see Subsecs. VIIH and VIII below).

The energies of systems of N equal-mass constituents (with mass equal to m_e) are listed in Table II, for both the boson and fermion cases. The Ps ion and Ps_2 molecule are well known examples of such systems.

TABLE II: Energies of N -particle systems of unit charges and equal masses. The total charge is 0 and 1 for N even and odd, respectively. Atomic units are used.

N	fermions	bosons
2	0.250000	0.250000
3	0.262005	0.262005
4	0.516004	0.516004
5	unbound	0.556489

In Table II, the energies of the bosonic and fermionic systems are equal up to $N = 4$. In the bosonic case, the particles are considered to be spinless and the spatial part of the wave function is symmetric in the coordinates of the identical particles. In the lowest-energy state of the fermionic system (particles with spin $1/2$), the spins of the pairs of identical particles are coupled to zero. In this case the spin part of the wave function is antisymmetric and the space part therefore has to be symmetric. Consequently, both the bosonic and fermionic systems have symmetric spatial parts and their ground state energies are equal.

A well-known stable Coulombic few particle system is the H_3^+ molecule where the three protons form an equilateral triangle sharing the two electrons. The stability of this system is due to the slower motion of the heavier particles. If the mass of the protons were equal to that of the electrons, there would be no bound few particle system, as we know from the previous section. The question is at what heavy/light particle mass ratio is the stability lost in the case of $(M^+; M^+; M^+; m^-; m^-)$. A system of three holes of mass m_h and two electrons in semiconductors is a realistic example of this. The stability of such systems has been studied in [180]. The energy as the function of the electron/hole mass ratio is shown in Fig. 25. The system is bound provided that the positively charged particles are at least five times heavier than the two with negative charge ($0 < m = M < 0.2$) ($m = m_e, M = m_h$). At higher value of the mass ratio, the system dissociates into a $(M^+; M^+; m^-; m^-)$ molecule and an isolated $(M^+; m^-)$ pair. However, the energy of the $(M^+; m^-)$ pair is 1.

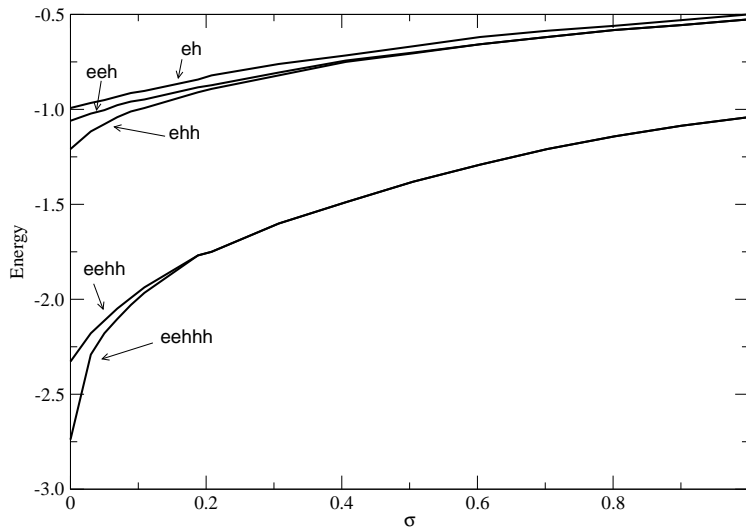


FIG. 25: The total energies of three-hole and two-electron systems as a function of the electron to hole mass ratio $\sigma = m_e/m_h$. The energies of the relevant three- and four-body thresholds are also shown.

This study shows that the H_3^+ molecule would remain stable even if the protons were be much lighter. The system consisting of three protons and two negatively charged muons, i.e., $(p;p;p; \mu^-; \mu^-)$ can be mentioned as an exotic example where $\sigma < 0.2$ (see Table III). The mass ratio between the muon and the proton is about $\sigma = 0.11$ which is much larger than that in the hydrogen atom ($\sigma = 0.0005$). The energy of the proton-muon atom is 92.92 a.u. The molecule formed by two proton-muon atoms is deeply bound just like the hydrogen molecule [any $(M^+; M^+; m^-; m^-)$ system is bound irrespective of the M/m ratio, as seen in Sec. V I]. The binding energy divided by the reduced mass of the proton {muon atom is 0.07 in $(p;p;p; \mu^-; \mu^-)$ and 0.02 in $(p;p;p; \mu^-; \mu^-)$. The corresponding ratios for H_2 and H_3^+ are 0.16 and 0.18 , that is the $(p;p;p; \mu^-; \mu^-)$ is much more loosely bound than the H_3^+ . The energy of the $(p;p; \mu^-)$ ion is 102.22 a.u., corresponding to 195.14 for $(p;p; \mu^-) + (p; \mu^-)$, to be compared to 199.63 for the $(p;p; \mu^-)$ molecule, an illustration of the fact that the energy of the $3 + 2$ dissociation channel is higher than that of the $4 + 1$ one.

TABLE III: Energy E of selected exotic few particle systems (in atomic units). The energy E_{th} of the lowest threshold (low thr.) is also included. ($m_p = 1836.1527m_e$, $m_d = 3670.4827m_e$, $m_t = 5496.92158m_e$, $m_\mu = 206.76826m_e$)

Subsec. System	E	low thr.	E_{th}
V IIB ($(p;p;p; \mu^-; e^-)$)	203.10453	$(p;p; \mu^-; e^-)$	199.63069
V IIC ($(p;p;e^-;e^-; \mu^+)$)	1.296583	$(p;p;e^-;e^-)$	1.164023
V IID ($(p; \mu^+; \mu^+; e^-; e^-)$)	1.271788	$(p; \mu^+; e^-; e^-)$	1.149679
V IID ($(p;e^+;e^+;e^-;e^-)$)	0.8099127	$(p;e^+;e^-;e^-)$	0.788865
V IID ($(d^+;e^+;e^+;e^-;e^-)$)	0.81007844	$(d;e^+;e^-;e^-)$	0.7890280
V IIE ($(p;p;e^-;e^-; \mu^-)$)	102.750286	$(p;p; \mu^-; e^-)$	102.723336
V IIE ($(d^+;t^+; \mu^-; e^-; e^-)$)	111.889612	$(d^+t^+; \mu^-; e^-)$	111.864106
V IIG ($(p;p;p;e^-;e^-)$)	481.605173	$(p;p;p;e^-)$	481.580324

C. $(p;p;e^-;e^-;x^+)$

The difference between this case and the previously discussed H_3^+ -like systems is that one of the heavy particle is different from the other two. Figure 26 shows how the total energy varies with $m_x = m_e m_\mu$. The total energy rapidly decreases toward the energy of the H_2 threshold. The system becomes unbound around $m_x = m_e = 2.5$. This result shows that an H_2 molecule can bind a positively charged particle provided that it is at least 2.5 times heavier than an electron. So while the H_2 cannot bind a positron it forms a bound system with a positive muon μ^+ (see Table III). The properties of this system are very similar to those of H_3^+ : The two protons and the muon form an isosceles triangle where the two protons are somewhat closer to each other than to the muon and the electrons are slightly closer to the protons than to the muon. If the mass of x^+ approaches the mass of the electron the distance between the protons and x^+ increases and the electrons become more and more localized around the protons. Eventually, for $m_x = m_e > 52.5$, the system dissociates into H_2 plus x^+ .

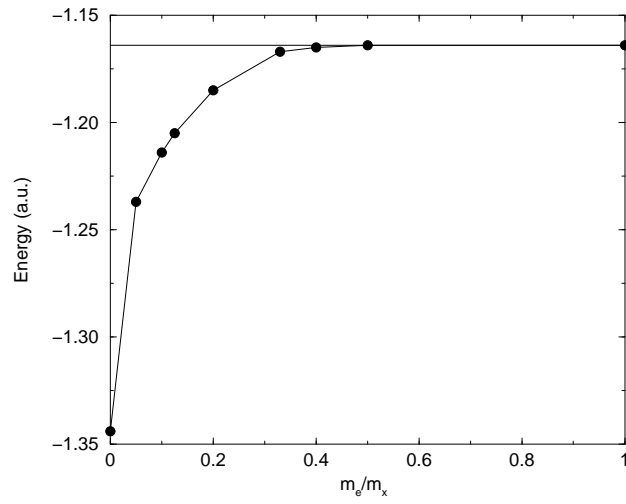


FIG. 26: Energy of $(p; p; e; e; x^+)$ as a function of m_e/m_x . The dots show the mass ratios where the energies were calculated. The horizontal line marks the H_2 threshold. Atomic units are used.

$$D. (M^+; x^+; x^+; e; e)$$

By adding two positive charges to the H^- ion, one obtains a $(M^+; x^+; x^+; e; e)$ -like system. The stability of this system can be predicted in the limit of very large m_x by noting that the H^- -like $(M^+; e; e)$ negative ion behaves like a negative point charge and can bind two positive charges, forming a H_2^+ -like system. In the limit where m_x is very small, $(M^+; e; e)$ binds two identical light particles in the same manner as a proton binds two electrons in H^- .

The $(M^+; x^+; x^+; e; e)$ system can dissociate into $4 + 1$ [$(M^+; x^+; e; e) + x^+$ and $(x^+; x^+; e; e) + M^+$] and $3 + 2$ [$(M^+; x^+; e) + (x^+; e)$ and $(x^+; x^+; e) + (M^+; e)$] subsystems. Figure 27 shows the binding energies as a function of $m_e/m_x < 1$, in the case where the mass of the heavy particle is equal to the mass of the proton, $M = 1836.1527m_e$. For these configurations with $m_e < m_x$, the lowest threshold is of the type $4 + 1$.

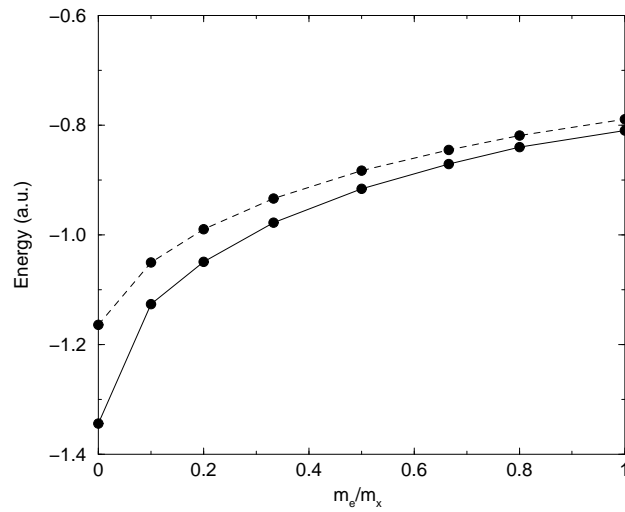


FIG. 27: Energy of $(M^+; x^+; x^+; e; e)$ as a function of m_e/m_x (solid line). The dashed line shows the energy of the $(M^+; x^+; e; e)$ threshold. Atomic units are used.

Examples of such bound systems are $(p; +; +; e; e)$ or $(p; e^+; e^+; e; e)$, see Table III. This latter system will be investigated in detail later. Table III shows that the energy of $(p; +; +; e; e)$, just like that of $(p; p; +; e; e)$ in the previous example, is close to that of H_3^+ . The proton and the muon are likely to form an isosceles triangle but now the like particles are further away from each other so the base of the triangle is longer than the sides in this case. The most important difference is that so long as the m_e/m_x ratio lies between 0 and 1, this system remains bound.

E. $(M^+; M^+; e; e; x)$

Another Coulombic ve-body system which has attracted attention is the H_2 ion. This ion is not bound, but the $H-H$ potential energy curve has an attractive part beyond 3.5 a.u. This leads to speculation about the possibility of resonant states of this system. The fact that the H_2 is not bound is a consequence of the Pauli principle. Adding a negatively charged particle x^- which has the same mass as the electron (but is distinguishable from it) to the hydrogen molecule gives a bound system. Its binding energy is about 0.096 a.u. The x^- particle can attach itself to the H_2 molecule because the Pauli principle does not constrain its motion.

Figure 28 shows the dependence of the binding energy on the mass ratio m_x/m_e . The threshold in this case is the energy of the $(M^+; M^+; e; x^-)$ four-body system. The calculation is not trivial because the energy and structure very strongly depend on the m_x/m_e mass ratio. For $m_x/m_e \rightarrow 0$ we practically have a hydrogen molecule. In the case of $m_x/m_e \rightarrow 1$, the $(M^+; M^+; x^-)$ system forms a Ps^+ ion-like system.

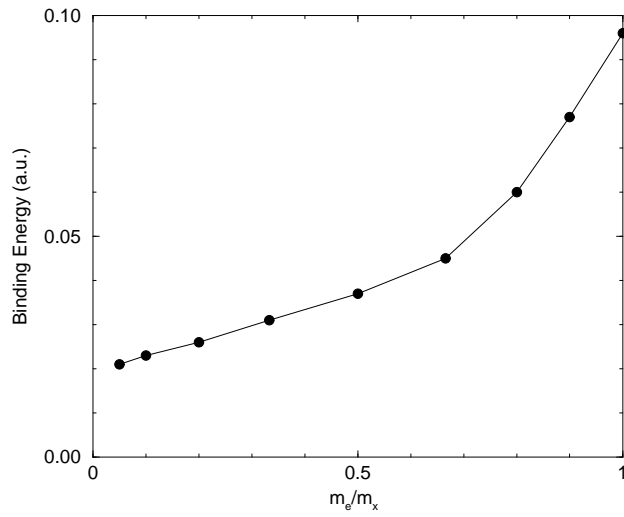


FIG. 28: Binding energy of $(p;p;e;e;x)$ as a function of m_e/m_x . Atomic units are used.

Due to the heavy masses, the size of this system will be very small compared to that of Ps^+ and this small $(M^+;M^+;x)$ system will act as a positive charge and bind the electron. The distances between the particles in $(M^+;M^+;x)$ will be very small compared to the distance between the centre of mass of $(M^+;M^+;x)$ and the electron. This system can bind one more electron forming $(M^+;M^+;x;e;e)$, which is akin to H^- . A possible choice of x is p . The $(p;p;p)$ system is bound, and as the present calculation shows the $(p;p;p;e^+)$ and the $(p;p;p;e;e;x)$ systems are also bound. These systems remain bound even if the masses of the heavy particles are slightly different, e.g., the $(M_1^+;M_2^+;e;e;x)$ system is bound as a rough estimate for $1/3 < M_1/M_2 < 1$.

$$F. (M^+;M^-;m^+;m^-;x^+)$$

The next system considered is $(M^+;M^-;m^+;m^-;m_x^+)$. The four-body system $(M^+;M^-;m^+;m^-)$ is akin to the hydrogen-antihydrogen system and it is not found to be bound if the mass ratio m/M is smaller than about 0.45, see Sec. VI. If the mass ratio m/M is small, the two heavy particles with opposite charges form a small neutral particle and the ion formed by them m^+, m^- and x^+ particle will not be able to form a bound five-body system with it.

$$G. (M^+;M^+;M^-;m^-;m^-)$$

This system can be characterized by a single mass ratio $\mu = m/M$. If $m < M$ then the dissociation threshold is the energy of the $(M^+;M^+;M^-;m^-)$ system. The energy of $(M^+;M^+;M^-;m^-)$ as a function of μ is shown in Fig. 29. The $(M^+;M^+;M^-;m^-;m^-)$ system is bound with respect to this threshold (see Fig. 30). $(p;p;p;e;e)$ is an example of this system (see Table III). This shows that a hydrogen molecule is capable of binding an antiproton to form a system similar to H^- . If $m > M$ then the relevant dissociation threshold is given by the energy of $(M^+;M^+;m^-;m^-)$. The $(M^+;M^+;M^-;m^-;m^-)$ system is bound in the interval $1 < m/M < 2$ (see Fig. 31).

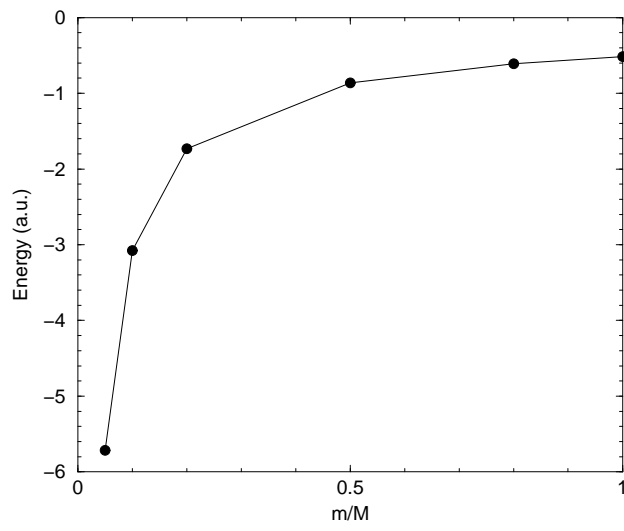


FIG. 29: Energy of $(M^+; M^+; M^-; m^-)$ as a function of m/M for $m < M$. Atomic units are used and it is assumed that $m = m_e$, otherwise the energy unit should be multiplied by m/m_e .

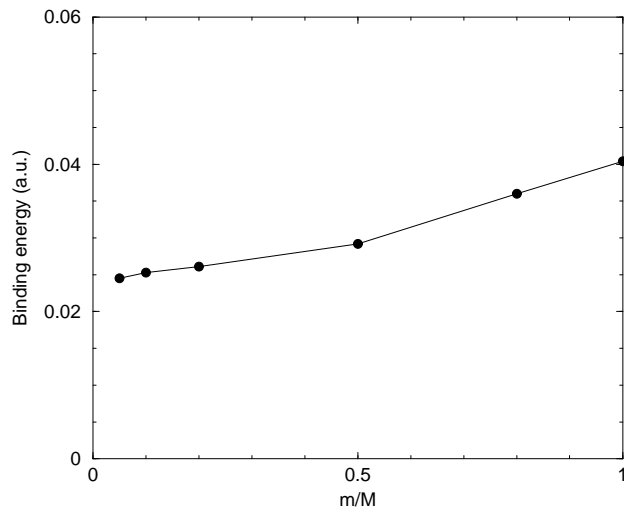


FIG. 30: Binding energy of $(M^+; M^+; M^-; m^-; m^-)$ as a function of m/M for $m < M$. Atomic units are used and it is assumed that $m = m_e$ assumed.

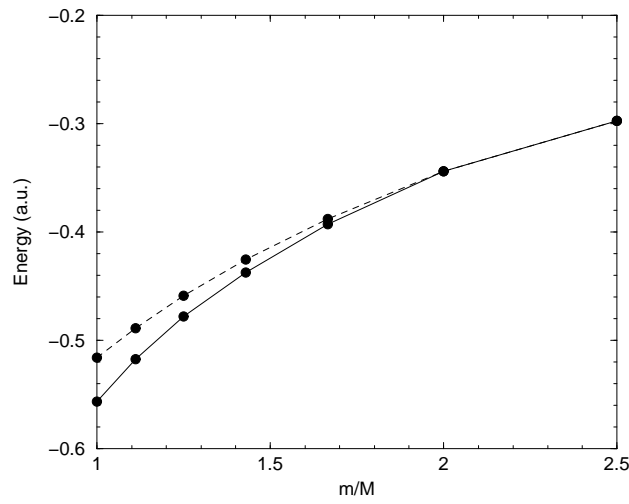


FIG. 31: Energy of $(M^+; M^+; M^-; m^-; m^-)$ as a function of m/M for $m > M$ (solid line). The dashed line shows the energy of the $(M^+; M^+; m^-; m^-)$ threshold. Atomic units are used and it is assumed that $m = m_e$.

There is a very interesting difference between these two cases. In the first case λ is between 0 and 1. For small λ values the three heavy M particles form a positive ion. Its size is small and it behaves like a single structureless positively-charged particle C^+ . This makes it able to bind the two lighter charges forming $(C^+; m^-; m^-)$. The resulting system is very similar to H^- .

In the second case $\lambda = 1$ varies between 0 and 1. Here in the limiting case where $\lambda = 1$ is infinite, one has two heavy m particles and a composite positive charge C^+ formed by $(M^+; M^+; M^-)$. This composite particle, however, cannot be viewed as structureless in the presence of the heavier m particles. Energetically it is more favorable to form a $(M^+; m^-) + (M^+; m^-)$ molecule than a $(C^+; m^-; m^-)$ system so the binding is lost at some $\lambda > 1$.

$$H^- : (e^+; e^+; e^-; e^-; x^+)$$

The previous examples started from systems with two heavy positive and two light negative charges. The other end of the mass spectrum where one has two light positive and two light negative charges has also been investigated. In this case the two negative particles were electrons and the two positive particles were positrons. The sign of the charge of m_x is not important in this case. For the calculations reported in this section the extra charged particle x^+ is assumed to be distinguishable from the electron and the positron.

The n -body binding energy versus the m_x/m_e ratio is shown in Fig. 32. When the system has a mass ratio satisfying $m_x > m_e$, the lowest energy threshold is the energy of the $(x^+; e^-; e^-; e^+) + e^+$ dissociation channel. This system is bound for all mass ratios such that $m_x > m_e$ and it can be seen that the binding energy of the n -particle system increases with increasing m_x .

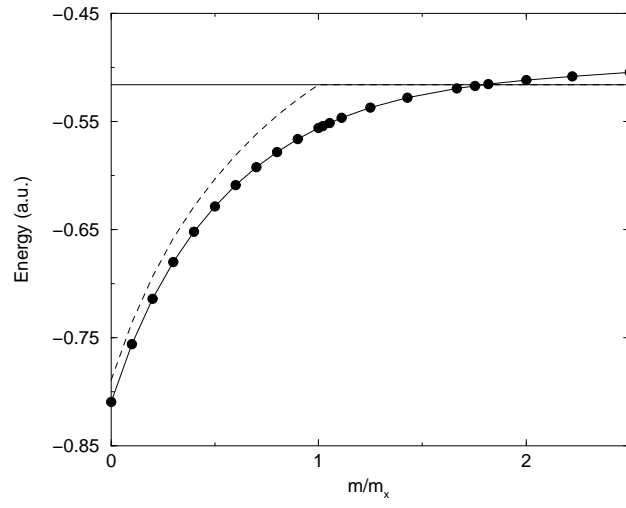


FIG. 32: Energy of $(m^+; m^+; m^-; m^-; x^+)$ (solid line). The horizontal line shows the energy of the P_{s2} atom, the dashed line is the energy of the $(x^+; m^+; m^-; m^-)$ threshold. Atomic units are used and it is assumed that $m = m_e$.

When the mass of the distinguishable particle is lighter than that of the electron, i.e., $m_x < m_e$, the threshold energy is the energy of $P_{s2} + x^+$. The binding energy decreases steadily as m_x is decreased. The system is no longer capable of forming a 5-particle bound state when $m_x = 0.56m_e$. The structure of the $(e^+; e^+; e^-; e^-; x^+)$ system increasingly resembles the structure of a system best described as $x^+ + P_{s2}$. The dissociation limit is approached as $m_x \rightarrow 0.56m_e$.

I. The $e^+ P sH$ system

The $e^+ P sH$ system, $(p; e^-; e^-; e^+; e^+)$, corresponds to the case where $m_x = m_p$, and it is clear from Fig. 32 that this system is bound. The system is stable against dissociation into the $H + P s^+$, $p + P_{s2}$ or the $P sH + e^+$ channels. The lowest threshold is the energy of the $P sH + e^+$ channel (0.789197 a.u.) and $e^+ P sH$ is bound by 0.021050 a.u. with respect to this threshold (see Fig. 33). A model for this system is a positron orbiting the $P sH$ subsystem at a relatively large distance from the nucleus.

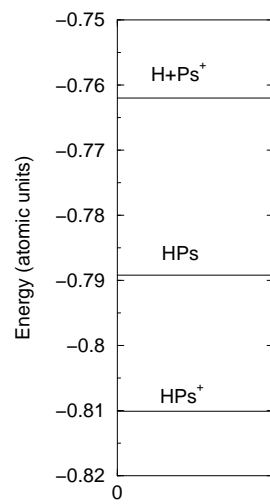


FIG . 33: Energy levels of the HPs^+ and the $HPs+e^+$ and $H+Ps^+$ dissociation channels.

Molecules are built up of multiple electron atoms by various binding mechanisms. The characteristic property of molecules is that multiple charged heavy atomic nuclei share a delocalised electron cloud. The question considered in this section is the existence of bound states of a system made of m particles of unit positive charge and n of unit negative charge. Such states probably exist in the case of bosons with $j_1 = j_2 = \dots = j_n = 0$ or small. We have investigated various systems with m electrons and n positrons, but we were unable to find bound states for $4 < m + n < 9$. Another possibility that we have investigated is a system comprising a proton, m electrons and n positrons, similar to H P s and H P s e^+ .

The $\text{H P s e}^+ = (\text{H}^+; e^+; e^+)$ is a positively charged system so one may try to add one more electron to see if it remains stable. The convergence of the energy is shown in Fig. 34. The energy of the system slowly converges to the lowest ($\text{H P s} + \text{P s}$) threshold and the size of the system continuously increases showing that this system is unlikely to be bound. Surprisingly, however, by adding two electrons to $(\text{H}^+; e^+; e^+)$ one gets a bound system, as shown in Fig. 34. This system " H P s_2 " contains a proton, two positrons and four electrons, and can also be considered as a three-body system made up of a proton and two P s ions analogous to the H^- ion (with the electrons replaced by composite P s ions).

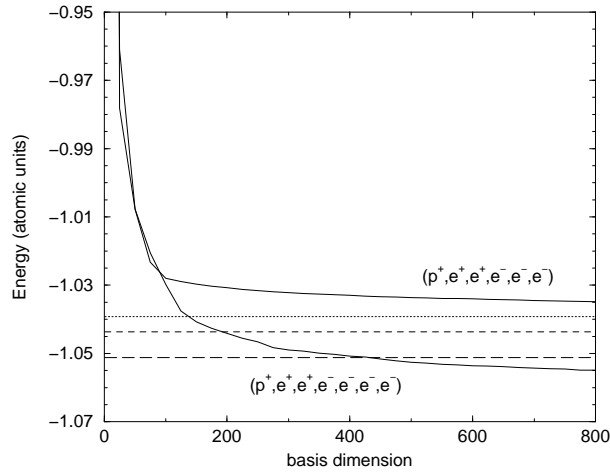


FIG. 34: Convergence of the energy of the $(p^+; e^+; e^+; e^-; e^-; e^-)$ and $(p^+; e^+; e^+; e^-; e^-; e^-; e^-)$ systems. The dotted line is the $\text{H P s} + \text{P s}$, the dashed line is the $\text{H} + \text{P s}_2$, the long dashed line is the $\text{H P s} + \text{P s}$ threshold.

In the case of neutral, self conjugate, bosonic systems $(m^+)^n; (m^-)^n$, where the mass can be chosen as $m = 1$, a crude variational calculation [183] gives energies $E(3) = -0.789$ and $E(4) = -1.046$. An improved value $E(3) = -0.820$ was obtained in Ref. [184]. A large- n behaviour $E(n) \sim -n^{-5}$ has been established [185], and heuristic arguments [186] suggest that $E(n) \sim -0.148 n^{-5}$. The exact or approximate [183] values correspond to $E(n) \sim -n^{-5} = -0.25, -0.196, -0.169, -0.150$ for $n = 1, \dots, 4$, respectively. It is not known whether $E(n) \sim -n^{-5}$ is expected to converge monotonically to the value suggested by heuristic arguments. If so, it is remarkable that it is so close to the suggested limiting value for n as low as 4.

This review mostly deals with how small atoms and molecules evolve when the familiar negatively-charged electrons and positively-charged nuclei are replaced by other elementary constituents. Investigations with positrons, and to a less extent, pions, muons or kaons have been carried out for many years, and are in the process of further development. In recent years, however, the most spectacular progress have been observed in the domain of antiprotons, thanks to the commissioning of sources of intense and cooled antiprotons, in particular at the European Laboratory for Particle Physics (CERN). In this section, we shall review the current state of knowledge in this area and prospects for the future.

A . Antihydrogen, protonium and other antiprotonic atoms

1. Antihydrogen atoms

Antihydrogen, $\bar{H} = (e^+; p)$, is the charge conjugate of the familiar hydrogen atoms. It has been produced for the first time at CERN [187, 188], by directing a high-energy antiproton beam onto the electric field of a nucleus, where it encountered virtual $(e^+; e^-)$ pairs. The experiment was successfully repeated at Fermilab [189].

Antihydrogen production is of considerable current interest on account of the successful preparation at CERN in 2002 of about 50 000 atoms of \bar{H} atoms, cooled to within 15 degrees of absolute zero. See Amoretti et al. [190]. This followed on from several years preparatory work by the ATHENA project (Apparatus for High precision Experiments on Neutral Antimatter), Charlton et al. [191] and Holzschneider et al. [192, 193], and the competing ATRAP (Antihydrogen TRAP) project of Gabrielse et al. [194]. The most recent results obtained by ATRAP are described by Gabrielse et al. [195].

Now that cold \bar{H} atoms have been prepared, it should be possible to trap \bar{H} at a sufficiently low temperature that the laboratory frame is essentially its rest frame. This would make possible tests of the predictions of two fundamental theories of modern physics: quantum field theory and Einstein's general theory of relativity. In particular, tests could be made of the charge, parity and time-reversal (CPT or TCP) symmetry of quantum field theory. See, for example, Hughes [196], Schweber [197], and for a recent discussion, Ref. [198].

It follows from the CPT symmetry that a charged particle and its antiparticle should have equal and opposite charges. Also their masses and gyromagnetic ratios should be equal and their lifetimes should be the same. In addition, this symmetry predicts that H and \bar{H} should have identical spectra [191, 192, 193, 194]. Experimentalists plan to test, as far as possible, whether H and \bar{H} do have these properties. In particular, they intend to compare the frequency of the $1s-2s$ two-photon transition in H and \bar{H} .

The equivalence principle, according to which all bodies fall at the same rate in a gravitational field, led Einstein to his general theory of relativity in which gravitation manifests itself as a metric effect, curved spacetime, as opposed to the flat spacetime of special relativity in the absence of gravitation. See, for example, Weinberg [199] and Hughes [196]. The exact form of the curvature is determined by Einstein's field equations.

It is proposed to test the validity of the equivalence principle by carrying out a null red shift experiment in which the frequency of the two-photon $1s-2s$ transition is observed for H and \bar{H} as both are moved through the same gravitational field. Any difference between the

two sets of values would indicate that the two atoms experienced a different gravitational red shift, which can be shown to be a violation of the equivalence principle [191, 196]. However, it must be said that the possibility of such a violation is much more remote when gravitation is viewed from the standpoint of general relativity as resulting from the curvature of spacetime, rather than as a force obeying an attractive inverse square law, as in the Newtonian theory.

2. Protonium

Protonium, ($p; \bar{p}$) often denoted by Pn , is the heavy-mass analogue of the positronium atom. The 1s energy and radius are of the order of 12 keV and 50 m.

When antiprotons are stopped in a dilute hydrogen target, antiproton capture takes place in a state of high principal quantum number n of the order of $n = 40$. The electron is expelled and the antiproton quickly cascades down to lower orbits, with circular orbit $\ell = n - 1$ preferentially populated. Strong interaction effects are negligible as long as $n \geq 2$. For the 2p state, strong interaction becomes important. States are shifted, but due to the pronounced spin dependence of the nucleon-antinucleon interaction, the singlet state, and the triplet states with $J = 2, 1$ or 0 are moved differently. The annihilation with also becomes dominant with respect to radiation to the 1s ground-state. If the target is chosen to be more dense, protonium states often penetrate inside the hydrogen atoms, where they experience a strong electric field which produces a Stark mixing of ($n; \ell = n - 1$) states with states of lower ℓ , and eventually states with $\ell = 0$ or $\ell = 1$, in which annihilation takes place. This is the Day-Sucher-Snow effect, which is important to understand the initial state of annihilation experiment. For a recent review on protonium, and references, see, e.g., Ref. [200].

Exotic atoms such as protonium give rise to an interesting quantum-mechanical problem, in which the Coulomb potential $-Z/r$ is supplemented by a short-range term $U(r)$, which is sometimes chosen to be complex, to mimic the effect of absorption or annihilation. A naive application of perturbation theory suggests that the energy E changes with respect to the pure Coulomb energy E_c (with wave function ψ_c) by

$$E = E_c + \int |\psi_c|^2 U(r) d^3r; \quad (9.1)$$

which is unsatisfactory, as it gives too large a correction. The shift, indeed, remains small, even if $U(r)$ is an infinite hard core. The shift, in fact, is proportional not to the strong-interaction potential U , but to its scattering length a , and this shift is small as long as $|a|$ remains small compared to the Bohr radius R . More precisely for the n -s state [200],

$$E = E_c + E_c \frac{4}{n} \frac{a}{R}; \quad (9.2)$$

3. Ordinary antiprotonic atoms

When an antiproton is captured in the field of a nucleus, it usually cascades down very quickly toward low-lying orbits close to the nucleus. The electrons surrounding the nucleus are either expelled or remain at large distances. Hence, with the remarkable exception of metastable antiprotonic Helium states, on which more below, the few-charge problem

decouples: within a distance of a few fm is, or a few tens of fm is, we have a two-body atom consisting of a nucleus of charge Z and an antiproton; then, at the usual atomic scale, we have an ion with an effective nucleus of charge $(Z - 1)$ and a few electrons.

The energy levels of the antiproton are shifted and broadened by strong interaction. This gives a measure of the antiproton-nucleus interaction, to be compared with data from antiproton-nucleus scattering experiment, and theoretical expectations based on folding the antiproton-nucleon amplitude with the wave-function of the nucleus. For a review and references, see, for instance, Ref. [201].

B . Three unit-charge systems with antiprotons

If one combines an antiproton with protons, positrons, and electrons, one gets the following three-body systems.

$(p; \bar{e}; e^+)$ is the conjugate of H^- . It could in principle be formed and compared to H^- to test CPT symmetry,

$(p; \bar{e}; e^-)$ is unstable,

$(p; p; \bar{p})$ is stable with Coulomb forces only. Its study could probe the long-range part of the strong interaction between a proton and an antiproton.

C . Antiprotonic helium

In the limit where the positive charges are very heavy compared to the negative charges, the four-charge configurations $(M^{++}; M^{++}; m^-; m^0)$ reduce to Helium-like atoms, say $(M^{++}; m^-; m^0)$. The spectroscopy of the He atom is well known and documented [16], and thus will not be discussed further. The existence of at least one bound state of $(M^{++}; m^-; m^0)$ is rather intuitive: the M^{++} nucleus can bind the heaviest of m^- and m^0 , and there is a long-range Coulomb force left to bind the lightest negative charge.

Let us take first the limit where M is infinite. If $m^- = m^0$, we have the familiar Helium atom, with the two electrons in the 1s orbit. Indeed, unlike the case of H^- , for which the correlation between the electrons is crucial (see Secs. IIIC and D 2). If, for instance, $m^0 \neq m^-$, the m^- particle and the particle of mass m^0 form a compact core of charge $+1$, which forms a hydrogen-like atom with the light particle m^- . The binding of m^- and that of m^0 occur at different scales, and there is almost no three-body effect for this ground state.

Kondo, and Russell, inspired by anomalies in early data on kaonic atoms, have shown that the dynamics become more intricate for some excited states. For references, see, e.g., [202]. If the heavy negative charge m^0 is in an excited state, such that its mean separation from M^{++} becomes comparable to that of m^- , then the radiative and Auger transitions become suppressed. Experiments with negative muons μ^- , and later with antiprotons on Helium have revealed, indeed, delayed transitions to lower states.

The utility of these long-lived states is even better than might be expected. Some of these antiprotonic "atoms" have smaller intrinsic width than conventional excited states of ordinary atoms, and thus can serve as improved prototypes to define and measure fundamental quantities (antiproton mass, magnetic moment, fine structure constant, etc.).

It is not our aim here to review all properties of these antiprotonic Helium states, nor to discuss the elaborate theoretical calculations by Korobov et al. and Y. K. Iino et al. We refer the reader to the recent review by Yamazaki et al. [202], and to the Proceedings of the LEAP 03 conference [203].

In the spirit of our discussions on the how the stability of three- or four-charge systems depends on the involved masses, we note that the metastability of these new atomcules has been studied with ^4He and ^3He , and also with muons and antiprotons. The use of antideuterons [204]. The CERN antiproton source could be tuned to produce, collect and cool antideuterons, at a rate of about 10^{-3} that of antiprotons, largely sufficient for capture experiments.

An interesting question is also whether the dramatic metastability observed in CERN experiments could survive a smearing of the Helium core. Suppose one replace He^{++} by two deuterons: are there metastable states in the four-body molecule $(d;d;p;e^-)$?

D. Four unit-charge systems with antiprotons

1. Symmetry tests

The antihydrogen molecule $(p;p;e^+;e^+)$, the protonium molecule $(p;p;p;p)$ and the positronium antihydride $(p;e^-;e^+;e^+)$ are examples of configurations that are stable if the interaction is purely Coulombic. They will only become interesting if they can be used in high-precision experiments to test the CPT symmetry of quantum field theory [205] or measure the proton-antiproton interaction at a range of distances at which it cannot be obtained accurately from a spectroscopic study of protonium.

2. $\text{H}\bar{\text{H}}$

There has been interest in calculations on the interaction of $\bar{\text{H}}$ with H , since the 1970s, Junker and Bardsley [206], Morgan and Hughes [207], Kolsb et al. [208], Campeanu and Beu [209], Shylapnikov et al. [210]. However, the work on the preparation of $\bar{\text{H}}$ described above has generated greater theoretical interest in this system, Armour et al. [169, 211, 212, 213, 214, 215] Jonsell, Froelich et al. [216, 217, 218, 219, 220, 221, 222], Sinha and Ghosh [223], Voronin and Carbonell [224].

The $\text{H}\bar{\text{H}}$ system is a four-body system similar to the H_2 molecule. In that it contains two nuclei of the same mass as the proton and two light particles with the same mass as the electron. However, both the nuclei and light particles have equal but opposite charges. As might be expected, this leads to very significant differences from H_2 .

One of the most obvious is that if the nuclei coincide in H_2 , the resulting system is He , whereas when this happens in $\text{H}\bar{\text{H}}$, the resulting nucleus has zero overall charge and thus clearly cannot bind the light particles.

It is reasonable to assume that the critical internuclear distance R_c , below which a fixed proton and antiproton cannot bind the electron and the positron is greater than $0.639a_0$. This can be seen as follows. We know from the work on $(p;p;e^-)$ described in Sec. III F and the invariance of the energy levels of this system if the electron is replaced by a positron that, if $R < R_c$, the electron and the positron would be unbound if they did not attract

each other. In addition, the attraction between them makes possible separation into ground state positronium, which is $0.25 a_0$ lower in energy.

It might be thought that such a result would be easy to prove. However, this does not seem to be the case.

Kolb et al. [208] showed that $R_c < 0.95 a_0$, using the Rayleigh-Ritz variational method and a trial function containing Hylleraas-type functions. Amour et al. [212] went on to show $R < 0.8 a_0$, a fixed proton and an antiproton can bind an electron and a positron. They used a method similar to Kolb et al., but included a basis function to represent weakly bound Ps, a long way from the nuclei. More recently, Strasburger [225] has shown that $R_c < 0.744 a_0$, using the same variational method but with a basis set made up of explicitly correlated Gaussian functions, similar in type to those used by Kamimura [117] in his calculation of the energy levels of (d, \bar{t}).

The lowest continuum threshold of $H\bar{H}$ is $Pn + Ps$, where both are at rest in their ground states, at infinite separation. Note that we can obtain continuum states with any angular momentum, as close in energy as we please to this threshold, by associating the angular momentum with the motion of the centre of mass of either the Pn or the Ps . The threshold has a very low energy, $-459.29 a.u.$ This is due to the very low energy of the ground state of Pn . For Pn in this state, the expectation value of R is $0.0016 a_0$, which is far below the value of R_c . In view of these two properties of $Pn + Ps$, it is very unlikely that a bound state of $H\bar{H}$ exists, though this has not so far been proved rigorously [167].

More definite evidence for the absence of an $H\bar{H}$ state has been obtained by Bressanini et al. [152] using the variational Monte Carlo method (VMC) [226]. They investigated the stability of systems made up of two pairs of particles ($M^+; M^-$) and ($m^+; m^-$), where each pair has the same mass and charge e , where e is the charge on the proton. According to the VMC method, if M is chosen so that $M \gg m$, then no bound state of the system exists if $M \approx m \approx 1.7$. Using the diffusion quantum Monte Carlo (DMC) method, they obtain $M \approx m \approx 2.2$. These results are likely to be accurate but are not rigorous. However, in view of the fact that $M \approx m \approx 1836$ for $H\bar{H}$, it seems incredible that there should be a bound state in this case. The high value of the mass ratio strongly suggests that $H\bar{H}$ must lie far inside the domain of instability of systems of the above type.

E. Antihydrogen (Helium)

We have seen that in the case of $H\bar{H}$ if the nuclei are fixed then there is a critical value R_c , of the internuclear distance, R , of the order of a Bohr radius, below which the nuclei are unable to bind the electron and the positron. The situation is different in the case of $He\bar{H}$ [214]. This is because the He nucleus has charge $+2$. Thus the nuclear potential is Coulombic asymptotically, rather than dipolar as in the case of $H\bar{H}$. It is attractive for the electron and repulsive for the positron.

At $R = 0$, $He\bar{H}$ corresponds to positronium hydride (PsH). This is known to have a bound state with binding energy, $1.06 eV$ [227]. There are continuum thresholds for $He\bar{H}$ corresponding to antiprotonic helium + positronium, $He^+p + Ps$, and $He_{ep} +$ a positron (e^+), as well other thresholds involving more extensive decomposition of $He\bar{H}$.

At $R = 0$, He^+p corresponds to $H + Ps$ and $He_{ep} +$ a positron to $H +$ a positron. They have energies of $20.41 eV$ and $14.45 eV$, respectively, with respect to completely separated systems. Thus the continuum threshold involving antiprotonic helium is lower at $R = 0$.

However, as $R \rightarrow 1$,

$$He^+p + Ps \rightarrow He^+ + p + Ps; \quad (9.3)$$

whereas

$$He p + e^+ \rightarrow He + p + e^+; \quad (9.4)$$

In this limit, the continuum threshold associated with the antiprotonic helium plus positronium has an energy of 61.2 eV, whereas the threshold associated with $He p$ has an energy of 79.0 eV.

It follows that these two thresholds must cross at some point between $R = 0$ and $R = 1$. As the Schrödinger equation for the Born-Oppenheimer potential of He^+p helium is separable in prolate spheroidal coordinates, the threshold energy for $He^+p + Ps$ can be calculated very accurately [228]. The Born-Oppenheimer potential for $He p$ can be calculated accurately using the Rayleigh-Ritz variational method. The results obtained for both thresholds indicate that crossing occurs in the vicinity of $R = 1.25 a_0$ [229]. A very accurate Born-Oppenheimer potential has been obtained by Strasburger and Chojacki [230], using the Rayleigh-Ritz variational method and a basis set made up of 768 explicitly correlated Gaussian functions. Comparison of the value of this potential with the energies of the two continuum thresholds considered above, shows that the helium nucleus (α) and the antiproton are able to bind the electrons and the positron at all R values. This is in contrast with the situation in the case of $H\bar{H}$ in which the electron and the positron become unbound if R is less than the critical value, R_c .

In fact, of course, the nuclei are not fixed. We have seen that in the case $H\bar{H}$ the ground state energy of protonium is very low and the expectation value of R in this state is very small, so small that it is incredible that the dipole formed by the proton and the antiproton would be able to bind the electron and the positron.

The ground state of $(\alpha; p)$ has an energy of 2938.2 a.u. and the expectation value of R in this state is $0.0005 a_0$, both of which are considerably lower than the corresponding values for $H\bar{H}$. However, as noted earlier, there is a key difference between the two systems: whereas Pn forms a dipole, $\alpha + p$ has a net charge of +1. Thus, it is very close to being a single particle with the same charge as the proton but a much larger mass.

As mentioned earlier, $H + Ps$ is known to form a bound state, positronium hydride (PsH). If the inclusion of the three leptons only perturbs the ground state of the nuclei to a small extent, so that there is a state of $He p$ in which the α -nucleus + p are in a state that differs only slightly from the ground state of these nuclei on their own, then it can be expected that $He\bar{H}$ will have a ground state whose leptonic wave function is very similar to that of PsH . It would thus have a bound state. Furthermore, removal of a positron from the system in this state would give rise to $He p$ in a state with electronic wave function very similar to H in its ground state, which we have seen earlier is a bound state. Thus, if the presence of the leptons has only a small effect on the nuclear ground state, both $He\bar{H}$ and $He p$ will form bound states. It will be of interest to see whether the existence of such states can be proved. For a recent study of $He\bar{H}$, see [231].

F. Perspectives

Positrons are nowadays commonly used in fundamental and applied physics. The physics of antiprotons is becoming accessible thanks to the development of sophisticated trapping and cooling devices.

Light antinuclei ($d; t; \overline{{}^3\text{He}}$) are currently produced in antiprotons factories (d was identified in 1965 by Zichichi et al. [232]). The rate is much lower than for p , but is sufficient to form and study a few atoms.

So, in principle, one could conceive of delicate systems with d instead of p or a mixture of p and d , such as the Borromean molecule discussed in Sec. V IC.

Two-dimensional (2D) charged-particle systems are often used as a model of excitonic complexes confined in semiconductor quantum wells. When a thin layer of a material on the xy plane is sandwiched between two layers of another material that has a different dielectric constant, electrons and holes in the middle layer are basically confined by a potential $V_c(z) = 0$ if $|z| \leq d/2$ and $V_c(z) = V_0$ otherwise, where d is the thickness of the middle layer, with a large value of the confining potential V_0 . Hence every wave-function approximately factorises into a z -component which is the ground state of V_c , and an horizontal component where the interesting dynamics takes place. This is why 2D-systems are thoroughly studied, in addition to their intrinsic interest. Some basic properties of bound states in 2D-quantum mechanics are reminded in Appendix A 10.

The most important property of the confined 2D system is the increased binding energy. This is even more pronounced for large systems than for the small ones of which the dissociation threshold consists, and the binding energy increases as compared to the three-dimensional case, even if measured in units of the threshold energy.

The binding energies of some 2D and 3D electron-hole systems are compared in Table IV.

TABLE IV : Energies and binding energies of the 2D and 3D excitonic complexes in the hydrogenic ($\epsilon = 0$) and positronium ($\epsilon = 1$) limits. $\epsilon = m_e/m_h$ is the ratio of electron and hole effective masses. An asterisk indicates that the state is found to be unbound. The unit of energy is the excitonic Rydberg.

System	2D				3D			
	$E(\epsilon = 0)$	$E(\epsilon = 1)$	$B(\epsilon = 0)$	$B(\epsilon = 1)$	$E(\epsilon = 0)$	$E(\epsilon = 1)$	$B(\epsilon = 0)$	$B(\epsilon = 1)$
eh	4.000	2.000	4.000	2.000	1.000	0.500	1.000	0.500
eeh	4.480	2.242	0.480	0.242	1.055	0.524	0.055	0.024
ehh	5.639	2.242	1.639	0.242	1.204	0.524	0.204	0.024
eehh	10.66	4.385	2.660	0.385	2.349	1.032	0.348	0.032
eeehh								
eehhh	13.65		2.992		2.687		0.338	

The total energies of 2D electron-hole systems as a function of the mass ratio $\epsilon = m_e/m_h$ are shown in Fig. 35 (see Fig. 25 for the corresponding 3D case). The binding energy of the 2D system is almost by a factor of 10 larger than that of the corresponding 3D system.

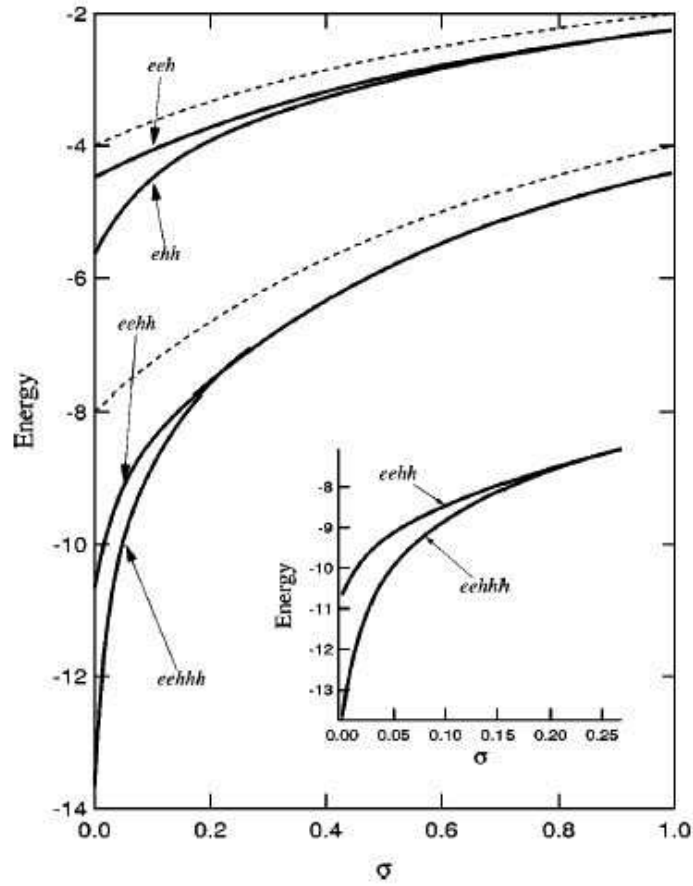


FIG. 35: The total energies of 2D electron-hole systems as a function of the electron hole mass ratio $\sigma = m_e/m_h$.

The binding energy in general decreases by increasing σ from 0 to 1, and this trend is especially dramatic in the case of X_2^+ . The 2D (eeh), (ehh) and (eehh) (Fig. refvkv9) systems are bound irrespective of the mass ratio, just as in the corresponding 3D cases. In 2D and 3D the (eehhh) forms a bound system for small values of σ , while the (eeehh) system is unbound for any values of σ . The critical value of σ is

$$\begin{aligned} \sigma_{cr} &< 0.27 \quad \text{for } 2D ; \\ \sigma_{cr} &< 0.23 \quad \text{for } 2D : \end{aligned} \quad (10.1)$$

.

The properties of the 2D and 3D systems are found to be generally very similar. Even though the binding energy and therefore the relative distances between particles are very different in 2D and 3D, the binding energies show very similar behaviour as a function of σ (see e.g., Fig. 36). It is a striking similarity that the stability of the (e;e;h;h;h) is lost at nearly the same value of σ_{cr} in 2D and 3D.

We should point out here that the electron-hole complexes are highly nontrivial quantum mechanical systems in both 2D and 3D. The relative motion of the particles is complicated and it is impossible to model these systems using some rigid geometrical picture, e.g., by assuming that the (e;e;h;h;h) forms a static square in 2D. The interpretation of the (e;e;h;h;h) molecule as a system of two exciton atoms is also an oversimplification.

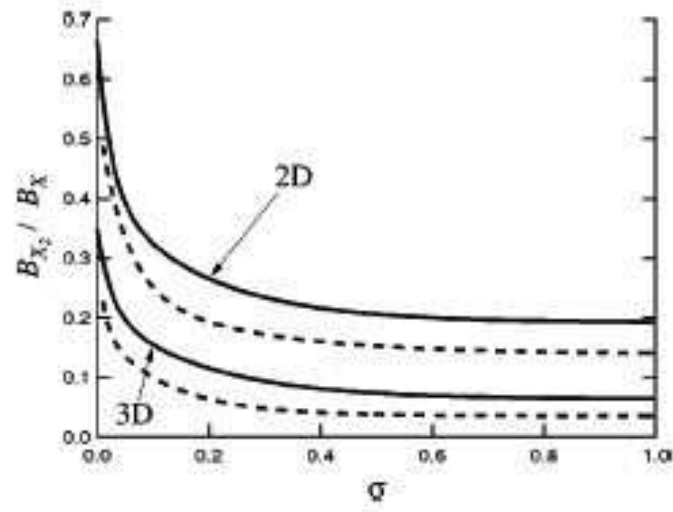


FIG . 36: The binding energy of the biexciton X_2 (eehh) compared to the binding energy of the exciton X as a function of the mass ratio η . The dashed curves refer to a variational calculation described in Ref. [233].

In this review, we have addressed the question whether a system of point-like charges, interacting through their Coulomb potential, form a collective bound state with all particles remaining at finite distance the ones from the others, or split into clusters or isolated charges.

In a few cases, the answer is obvious: a positive charge $q = +2$ can bind two electrons, since after having attached a first electron, it still exerts a Coulomb attraction on the second one. On the other hand, a tiny positive charge $q \rightarrow 0$ cannot bind two electrons.

In most cases, the answer depends on the mass ratios. For three unit charges, the positronium ion $(e^+; e^-; e^-)$ and other symmetric systems are stable, as well as nearly symmetric systems, while very asymmetric systems such as $(e^-; p; e^+)$ or $(p; p; e^-)$ do not form a three-body bound state.

For the case of four unit charges, $(m_1^+; m_2^+; m_3^-; m_4^-)$, there is also a premium to symmetry, since all systems with two identical particles, e.g., $m_3 = m_4$, are stable, and among them the twice-symmetric positronium molecule, $Ps_2 = (e^+; e^+; e^-; e^-)$. However, starting from Ps_2 , it is observed that breaking charge-conjugation symmetry into $(M^+; M^+; m^-; m^-)$ with $M \neq m$ improves stability, whilst breaking permutation symmetry into $(M^+; m^+; M^-; m^-)$ quickly result into a loss of stability. The question is whether symmetry breaking benefits more to the collective state than to its threshold, or vice-versa.

This problem of stability has been investigated by many authors since the beginning of quantum theory. Rigorous results have been obtained, with simple or sophisticated methods of mathematical physics. This subject has also stimulated extremely accurate and innovative variational calculations.

In nuclear physics, there are striking differences between compact, double-magic nuclei, where nucleons are tightly bound together, and halo nuclei with a tail of neutrons extending very far, though in both cases, we are dealing with stable bound states. One can similarly notice wide differences among bound states of charged particles. In the case of three-body bound states with unit charges, it is customary to distinguish "molecular" from "atomic" ions. The former ones, whose prototype is $(m_1^-; m_2^+; m_3^+) = (e^-; p; p) = H_2^+$, have a large excess of binding below the threshold, easily survive symmetry breaking $m_2 \neq m_3$ [234], and have several excited states. The latter ones, as the hydrogen ion $H^- = (p; e^-; e^-)$ have not stable excited state, and a small binding energy which quickly disappear if m_2 is allowed to differ from m_3 . The change from atomic to molecular states is analysed in [126], with a different language, and also identified in [234].

For four-body systems, there is even a wider variety of situations. While Ps_2 is weakly bound, the H_2 ground-state lies more deeply below its threshold. Some states are well described as two atoms with a relative orbital motion, while others look more as a compact ion surrounded by a light particle. After the completion of this review, an investigation of $(m^{+2}; e^+; e^-; e^-)$ stability was investigated by Mitroy and Novikov [235], with the mass and charge of first particle being varied.

Clearly several aspects deserve further investigations, in particular for systems of more than four particles, for which the available numerical investigations could be extended and summarised by outlining the shape of the stability domain.

Many of the results presented here can be extended to cases where the potential is not of Coulomb type. Let us give an example. When discussing the shape of the stability domain for a 3-body system $(m_1^+; m_2^-; m_3^-)$, we have used the property that in the sub-domain with the lowest threshold $(m_1^+; m_2^-) + m_3^-$, stability survives and is even improved when the mass

m_3 is increased while m_1 and m_2 are kept fixed. This result holds for any 3-body Hamiltonian with a potential that does not depend on the constituent masses.

The Coulomb and other power-law (r) potentials provide the simplification that the energies scale like $E / m = (\text{const})^{+2}$, when a factor m is applied to the masses. Hence the problem of stability of a N -body system depends only on $(N-1)$ mass ratios.

There is, however, a major difference between on one hand Coulomb or other long-range potentials and on the other hand dipole (dipole potentials or sharply decreasing potentials such as the Yukawa potential: the former support a countable infinity of bound state however small is the coupling, while the latter require a minimal strength to achieve binding. Note that, as pointed out in Sec. III F, once the minimal strength has been attained, a dipole-dipole potential can support a countable infinity of bound states.

The transition from short-range to long-range potentials is interesting. Bressanini et al. [236], for instance, studied how the spectrum of familiar atoms and molecules evolves when the Coulomb potential becomes screened, say $1/r \rightarrow \exp(-r)/r$. Interestingly, they found that larger systems are better armed to survive screening. For some values of the range parameter, the H_2 molecule remains bound while all smaller systems have lost their stability. This means that the Borromean behaviour denoted for the exotic configuration $(p;d;p;d)$ is already underneath for more familiar ions and molecules. The subject of Borromean configurations with more than four constituents, with or without screening, is one of the many developments to be envisaged in this domain.

We summarise here some results that are often referred to in this review.

1. Variational principle for the ground-state

The best known formulation reads as follows. For a system with Hamiltonian, H , the expectation value of the energy of any trial wave function, ψ , is an upper bound to the ground-state energy, E_0 , i.e., if ψ_0 is the normalised ground-state wave-function, then

$$E_0 = \langle \psi_0 | H | \psi_0 \rangle \leq \langle \psi | H | \psi \rangle = \frac{\langle \psi | H | \psi \rangle}{\langle \psi | \psi \rangle} : \quad (\text{A1})$$

This result is often used to prove binding, as to prove this, it is sufficient to obtain one wave function such that $\langle \psi | H | \psi \rangle$ lies below the appropriate threshold. It is also the basis of the Rayleigh-Ritz variational method, where ψ is parametrised to approach ψ_0 as closely as possible. See, e.g., Refs. [17, 144].

The variational principle implies the following stationary property, which is valid for all levels. If $\psi = \psi_n + \psi'$, where ψ' is small, ψ will be "close" to ψ_n and $\langle \psi | H | \psi \rangle$ will differ from E_n by a term that is second order in the small error function, $\langle \psi' | H | \psi' \rangle$.

Note that if one separates out the cm. motion, say $H = (\mathbf{p}_i)^2/2m_i + \hat{H}_{\text{int}}$, the variational principle with square-integrable wave function applies to \hat{H}_{int} , but, in practice $\langle \psi | H | \psi \rangle = \langle \psi | \hat{H}_{\text{int}} | \psi \rangle$, if one deals with a trial function which depends only upon relative distances. In short, there is no need to remove explicitly the centre-of-mass motion.

2. Variational principle for excited states

The variational principle keeps the same simple formulation for the lowest level differing from the ground state by any quantum number corresponding to an exact symmetry. Examples are the first state with angular momentum J , or the first state with odd parity, etc.

As noted, e.g., by Karl and Novikov [237], one can still use the stationary property to get reasonable estimates for radial excitations. For instance, a two-parameter trial-function with a node would give a good idea of the radially excited s-wave in a central potential. However, more parameters would lead to a wave function with an almost invisible node near $r = 0$ that would approach the ground-state. In other words, there is no guarantee that the wave function would remain close to the 2s state during the minimisation.

To get an upper bound and achieve converged variational calculation, one used the "max" principle. The n -th eigenvalue (in a sector of given conserved quantum numbers) is bound by the largest eigenvalue of the restriction of H to an n -dimensional subspace H_n of the Hilbert space H ,

$$E_n = \max_{\psi \in H_n} \frac{\langle \psi | H | \psi \rangle}{\langle \psi | \psi \rangle} : \quad (\text{A2})$$

Diagonalising the restriction of H to H_n leads to an upper limit of the n first levels. The parameters defining H_n can be tuned to approximate best a given level, and then used

to describe simultaneously several levels. This ensures the orthogonality between the approximate wave functions, a requirement which is important for estimating some transition rates.

In practice, H_n is often constructed by adding a new term in the set of basis functions defining H_{n-1} , and hence $H_{n-1} \subset H_n$. The Hylleraas-Undheim theorem [17, 144] states that the eigenvalues of $E_i^{(n)}$ obtained by diagonalising the restriction of H to H_n intertwine the $E_i^{(n-1)}$ obtained from H_{n-1} ,

$$\vdots \leq E_i^{(n)} \leq E_i^{(n-1)} \leq E_{i+1}^{(n)} \leq \vdots \quad (\text{A } 3)$$

A consequence of Eq. (A 2) is that if there are n linearly-independent approximate eigenfunctions with energy expectation below the threshold energy E_{th} , then the number of bound states, N_b , fulfils

$$N_b \geq n : \quad (\text{A } 4)$$

3. Comparison Theorem

If an upper bound on the number of bound states is required, a lower rather than an upper bound to the eigenvalues of the system is required. This is, in general, much more difficult to obtain [78].

The comparison theorem (see, for example, Ref. [20]) is a very useful method for obtaining an upper bound on the number of bound states of a system. This theorem states that if two Hamiltonians \hat{H}_1 and \hat{H}_2 are such that

$$\langle \psi | \hat{H}_1 | \psi \rangle \leq \langle \psi | \hat{H}_2 | \psi \rangle ; \quad (\text{A } 5)$$

for any allowed square-integrable function ψ , then

$$E_{th}^{(1)} \leq E_{th}^{(2)} ; \quad (\text{A } 6)$$

where $E_{th}^{(i)}$ is the energy at which the continuum threshold (if any) of \hat{H}_i begins. Also if \hat{H}_1 and \hat{H}_2 have at least n bound states and the m th bound state of \hat{H}_1 has energy $E_m^{(1)}$,

$$E_m^{(1)} \leq E_m^{(2)} \quad m \leq n : \quad (\text{A } 7)$$

In addition if \hat{H}_1 and \hat{H}_2 have the same continuum threshold, i.e.,

$$E_{th}^{(1)} = E_{th}^{(2)} ; \quad (\text{A } 8)$$

and \hat{H}_1 has exactly n bound states, n is an upper bound to the number of bound states of \hat{H}_2 .

In practical applications of this theorem, \hat{H}_2 is taken to be the original Hamiltonian for the problem, while \hat{H}_1 is the Hamiltonian of a more tractable system. It follows from this theorem that if $E_{th}^{(1)} = E_{th}^{(2)}$, and \hat{H}_1 has no bound states then \hat{H}_2 also has no bound states.

4. Scaling

Consider a typical Coulomb Hamiltonian

$$H = \sum_i \frac{p_i^2}{2m_i} + \sum_{i < j} \frac{q_i q_j}{r_{ij}}; \quad (\text{A } 9)$$

and multiply all masses by m and all charges by q , and expand all distances by a factor λ , in particular $r_{ij} \rightarrow \lambda r_{ij}$. The kinetic term gets a factor $m^{-1} \lambda^{-2}$ and the potential ones a factor $q^2 \lambda^{-1}$. These factors become equal to an overall energy rescaling by a factor $\lambda = m q^4$, if the distances are scaled by $\lambda = m^{-1} q^{-2}$.

This scaling can also be understood from the stationary property of the eigenstates. The expectation value of H has a vanishing derivative at $\lambda = 1$, if the exact wave function $\psi(r_{12}; \dots)$ is used to build a trial wave function $\psi(\lambda r_{12}; \dots)$.

As noted by Hylleraas [130], Fock [131] and many others, most basic properties of the exact solutions remain true for variational solutions, with the mild restriction that the set of trial wave functions is globally invariant under rescaling. This is true for the scaling properties of energies and wave functions.

Scaling considerably reduces the parameter dependence of the few-body Coulomb problem. In particular, all hydrogenic systems

$$\hat{H}_{\text{int}} = \frac{p^2}{2m_r} - \frac{g}{r}; \quad (\text{A } 10)$$

have similar energy spectra and eigenfunctions. The properties of a Coulomb system containing N particles depend only on $(N-1)$ mass ratios and $(N-1)$ charge ratios.

Scaling laws are easily generalised to other power-law potentials r_{ij} . See, e.g., Ref. [238].

Partial scaling holds for most other potentials. Consider for instance the spectrum of

$$\hat{H}_{\text{int}} = \frac{p^2}{2m_r} - g \frac{\exp(-r)}{r}; \quad (\text{A } 11)$$

This Hamiltonian is proportional to

$$\tilde{H}_{\text{int}} = -r^2 - G \frac{\exp(-r)}{r}; \quad G = \frac{2m_r g}{\lambda^2}; \quad (\text{A } 12)$$

and thus, it is sufficient to know its properties for all but one of the parameters λ, m_r, g set to 1.

5. Virial theorem

For a bound state in a Coulomb Hamiltonian (A 9), the energy $E = \langle H \rangle$, is the sum of a kinetic term $T = \langle \frac{p_i^2}{2m_i} \rangle$ and a potential energy $U = \langle \frac{q_i q_j}{r_{ij}} \rangle$, such that

$$T = -\frac{U}{2}; \quad (\text{A } 13)$$

With the same conditions as for scaling, this property extends to variational estimates, thus reducing by one the number of parameters to be varied (see, e.g., Appendix D below).

For other power-law potentials, the rule is $T = -U/2$ [238]. For more general potentials, the potential energy U is replaced by the expectation value of $r dV/dr$.

6. Hellmann-Feynman theorem

Suppose H depends on a parameter λ and let $E(\lambda)$ be a particular eigenvalue, with normalised wave function $\psi(\lambda)$. Then

$$\frac{\partial E}{\partial \lambda} = \langle \psi | \frac{\partial H}{\partial \lambda} | \psi \rangle : \quad (\text{A14})$$

7. Concavity property of the ground state

We further assume that H depends on λ linearly. Then, the ground-state energy is a concave function of λ . Indeed, the second order derivative, as given by second-order perturbation theory, is always negative. Another, simpler, derivation makes use of the variational principle [89].

The result does not hold for individual radial excitations, but it is true for the sum of n first levels.

Again, the result can also be written for variational solutions, provided the same set of trial functions is used over the whole range of values of the parameter λ .

8. Symmetry breaking

We often use the property that the ground-state of an Hamiltonian H with a certain symmetry has its energy "lowered" if a symmetry-breaking term is added to H .

Consider first the one-dimensional oscillator (with $\hbar = 1$) $h_0 = p^2 + x^2$, whose ground state lies at $E_0 = 1/2$. It becomes $E(\lambda) = 1/2 + \lambda^2/4$ if $h_0 \rightarrow h_0 + \lambda x$, as can be seen by direct computation.

More generally, if

$$H(\lambda) = H_{\text{even}} + \lambda H_{\text{odd}} ; \quad (\text{A15})$$

is an even Hamiltonian modified by an odd term, one can use the variational principle with the even ground-state $\psi(0)$ of $H(0)$ as trial wave function, and derive the following relation for the ground-state energy

$$E(\lambda) = \langle \psi(0) | H(\lambda) | \psi(0) \rangle = \langle \psi(0) | H_{\text{even}} | \psi(0) \rangle = E(0) : \quad (\text{A16})$$

Examples are given in this review where parity is replaced by charge conjugation or permutation symmetry. Consider, for instance, an exotic Helium-like atom $(\mu; \mu; \mu)$, in the limit where $m = 1$. A symmetric $(\mu; \mu; \mu)$ or $(\mu; \mu; \mu)$ system is easily deduced from the familiar benchmark $(\mu; e; e)$, by a scaling factor $m = m_e$ or $m = m_e$. The $(\mu; \mu; \mu)$ Hamiltonian can be written as

$$H(\mu; \mu; \mu) = \frac{1}{m} \left(\frac{p_1^2}{2} + \frac{p_2^2}{2} \right) - \frac{2}{r_1} - \frac{2}{r_2} + \frac{1}{r_{12}} + m^{-1} \left(\frac{p_1^2}{2} + \frac{p_2^2}{2} \right) ; \quad (\text{A17})$$

where $\frac{1}{m} = (m^{-1} + m^{-1})/2$ and $(m^{-1}) = (m^{-1} - m^{-1})/2$, and hence the ground state of $(\mu; \mu; \mu)$ is close, but slightly below a rescaled $(\mu; e; e)$, i.e.,

$$E(\mu; \mu; \mu) = E(\mu; e; e) \frac{2m}{m_e(m + m_e)} ; \quad (\text{A18})$$

the difference being of second order in (m^{-1}) . A similar averaging of inverse masses is adequate for isospin-breaking effects in simple nuclear models or quark models with isospin-conserving forces, to account for the mass difference between proton and neutron or between u-quark and d-quark.

A current but not always correct statement is that "a symmetry-violating term will push the lowest (even) level down and the first excited (odd) state up". This is true if the additional interaction has negligible matrix elements between any of two first levels and the higher states. Then the effect of symmetry breaking can be described by a 2×2 matrix,

$$\begin{pmatrix} a & \\ & b \end{pmatrix}; \quad (\text{A } 19)$$

and the sum of eigenvalues (trace) is conserved as the mixing strength is varied. This is, however, a closed system, a condition that often does not hold for physical examples. For instance, in the case of $p^2 + x^2 + x$, all levels are pushed down when the odd term is switched on.

9. Jacobi coordinates

For two-particles systems, the transformation

$$\begin{aligned} \mathbf{r}_1; \mathbf{r}_2 \rightarrow \mathbf{r} = \mathbf{r}_2 - \mathbf{r}_1; \mathbf{R} &= \frac{m_1 \mathbf{r}_1 + m_2 \mathbf{r}_2}{m_1 + m_2} \\ \mathbf{p}_1; \mathbf{p}_2 \rightarrow \mathbf{p} &= \frac{m_1 \mathbf{p}_2 - m_2 \mathbf{p}_1}{m_1 + m_2}; \mathbf{P} = \mathbf{p}_1 + \mathbf{p}_2 \end{aligned} \quad (\text{A } 20)$$

makes it possible to separate out the motion of the centre of mass,

$$\frac{p_1^2}{m_1} + \frac{p_2^2}{m_2} = \frac{P^2}{m_{12}} + \frac{p^2}{m_{12}}; \quad m_{12} = m_1 + m_2; \quad \frac{1}{m_{12}} = \frac{1}{m_1} + \frac{1}{m_2}; \quad (\text{A } 21)$$

For three particles, one can apply this transformation to particles 1 and 2, and then to particle 3 and the centre of mass of 1 and 2. This means introducing

$$\mathbf{r} = \mathbf{r}_2 - \mathbf{r}_1; \quad \mathbf{r}_3 \rightarrow \mathbf{r}_3 - \frac{m_1 \mathbf{r}_1 + m_2 \mathbf{r}_2}{m_1 + m_2}; \quad \mathbf{R} = \frac{\mathbf{P}}{m_1} \frac{m_i \mathbf{r}_i}{m_i}; \quad (\text{A } 22)$$

as illustrated in Fig. 37, and the conjugate momenta, satisfying the relation

$$\frac{p_i^2}{m_i} = \frac{p_{12}^2}{m_{12}} + \frac{p^2}{m_i} + \frac{P^2}{m_i}; \quad (\text{A } 23)$$

The coefficient of $\frac{P^2}{m_i}$ can be adjusted to simplify . For identical particles, the choice $\frac{1}{m_i} = (2r_3 - r_1 - r_2) = \frac{1}{3}$ simplifies the treatment of permutation symmetry.

For four particles, one can use

$$\mathbf{x} = \mathbf{r}_2 - \mathbf{r}_1; \quad \mathbf{y} = \mathbf{r}_3 - \frac{m_1 \mathbf{r}_1 + m_2 \mathbf{r}_2}{m_1 + m_2}; \quad \mathbf{z} = \mathbf{r}_4 - \frac{\mathbf{P}_3}{m_3} \frac{m_i \mathbf{r}_i}{m_i}; \quad (\text{A } 24)$$

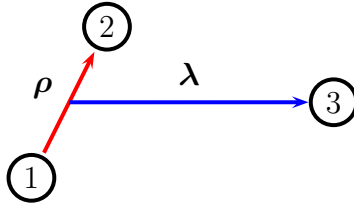


FIG. 37: Jacobi variables for three particle systems.

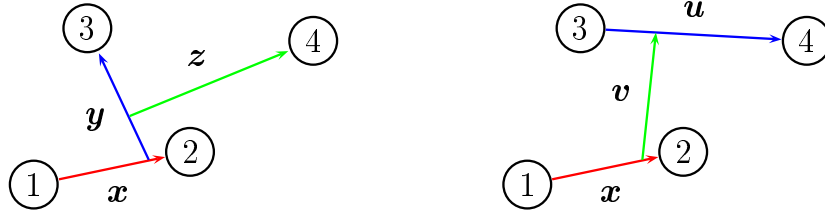


FIG. 38: Possible choices of Jacobi variables for four particles.

or

$$x = r_2 - r_1; \quad u = r_4 - r_3; \quad v = \frac{m_3 r_3 + m_4 r_4}{m_3 + m_4} - \frac{m_1 r_1 + m_2 r_2}{m_1 + m_2}; \quad (\text{A } 25)$$

as illustrated in Fig. 38.

A more systematic way of constructing Jacobi coordinates consists first of rescaling $r_i = \sqrt{\frac{m_i}{m_1}} \mathbf{r}_i$, and $p_i = \sqrt{\frac{m_1}{m_i}} \mathbf{p}_i$, so that the kinetic energy reads $(\mathbf{p}_1^2 + \mathbf{p}_2^2 + \mathbf{p}_3^2 + \mathbf{p}_4^2)/2$. Then, any orthogonal transformation leaving invariant the total momentum defines a possible choice of Jacobi coordinates.

The choice of the Jacobi coordinates is often dictated by the approximation scheme one intend to use. For instance, if a four-body system is described as a weakly bound atom-atom system $[(1,2)(3,4)]$, the choice (A 25) seems convenient, with a wave function of the form $\psi = \psi(x)\psi(u)\psi(v)$.

Note that for the Gaussian parametrisation described in Appendix B,

$$= \sum_a c_a \exp[-\frac{1}{2} \mathbf{q}^T \mathbf{A}^{(a)} \mathbf{q}]; \quad \mathbf{A} = \sum_{i,j=2}^N A_{ij} \mathbf{q}_i \mathbf{q}_j; \quad (\text{A } 26)$$

a change of Jacobi variables can be taken into account by a mere transformation of all matrices $\mathbf{A}^{(a)}$, and thus should not modify the quality of the approximation.

10. 2D binding

It is well known that an attractive potential ($V < 0$, but V not always vanishing) in one dimension always supports a bound state with $E < 0$. For instance, one may consider V deeper than a tiny square well ($V = 0$ for $|x - x_0| > a$, $V = -V_0 < 0$ if $|x - x_0| < a$), which is explicitly shown to support at least a bound state, however tiny are the size a and the depth V_0 .

The same result holds in two dimensions. See, e.g., Refs. [239, 240]. A more precise statement is that V supports at least one bound state for $n = 1$ and $n = 2$ dimensions if $\int_{\mathbb{R}^n} V(x) d^n x < 0$.

A possible way of being convinced that $n = 2$ is the critical value of the dimension for binding in any attractive potential relies on the simple "\delta-shell" interaction $V = g (\delta(x) - \delta(x - R))$. There is a bound state if the zero-energy wave function has a node.

One can choose the zero-energy wave function as $\psi(x) = 1$ for $r = |x| < R$. At $r = R$, it receives an admixture of the other isotropic solution of $\Delta\psi = 0$, and becomes, for $r > R$,

$$\psi(x) = 1 - g(r^{2-n} - R^{2-n}); \quad (A 27)$$

with a logarithmic term in the limit where $n = 2$. For $n > 2$, r^{2-n} has finite variation between $r = R$ and $r = 1$, and thus requires a minimal strength g to direct toward the negative region. For $d = 2$, the negative region is reached, however weak the strength g .

11. Potentials with asymptotic Coulomb attraction

It is known that any Coulomb potential $V = -g/r$ ($g > 0$) applied (we are back in 3D) to a particle of mass m gives an infinite number of bound states, with energy $E_n = -m g^2 / (2n^2)$, where $n = 1; 2; \dots$.

Besides $r = 0$ and $r = 1$, the reduced radial wave function has $n - 1$ nodes located at $r = r_i^{(n)}$ ($i = 1; n - 1$), and it is observed that $r_{n-1}^{(n)} \rightarrow 1$ as $n \rightarrow \infty$.

Now the (n, s) state can be considered as the ground state of a potential with $V = -g/r$ for $r > r_{n-1}^{(n)}$ and $V = +1$ at $r < r_{n-1}^{(n)}$. Hence a potential with an attractive Coulomb tail and a hard core of radius R always supports bound state, since one can arrange n such that $r_{n-1}^{(n)} > R$.

Therefore, a potential which is anything below $-g/r$ for $r < R$, and exactly Coulomb beyond R will support bound states with deeper binding than in the case of a hard core of radius R .

One can thus understand that a potential with a Coulomb tail and an arbitrary short-range part decreasing very fast beyond some radius R , will support bound states.

more that

APPENDIX B: VARIATIONAL METHODS

The principle of a variational method is to write down an empirical expansion of the wave function on a set of basis functions involving free parameters and to adjust the parameters to optimise the results.

In this section we overview the most popular forms of variational basis functions used in correlated few-body calculations and compare their relative efficiency and accuracy on selected few-electron systems.

We also extend our discussion to hyperspherical harmonics, numerical grid, Monte-Carlo methods, and compare them to conventional variational methods in terms of convergence and accuracy.

1. Parametrisation of the wave function

With some appropriate form of the basis functions, appropriate (e.g., exponential, harmonic oscillator, Coulombic or Gaussian), the matrix elements can be calculated analytically. Expanding the wave function in such a basis leads to an accuracy of the method that can be improved almost arbitrarily by increasing the number of basis functions. The convergence, however, depending on the form of the basis functions, is often very slow.

a. Hylleraas and Exponential basis functions

For small systems (two- or three-electron systems) traditionally the best results have been obtained by variational calculations in Hylleraas coordinates in which the trial wave function for the example of a two-electron system is written in the following form

$$(r_1; r_2) = A \exp \left(\sum_{i,j,k} a_{ijk} s^i u^j t^k \right); \quad (B1)$$

where $u = |r_1 - r_2|$, $t = r_2 - r_1$ and $s = r_1 + r_2$. A is the antisymmetriser, a_{ijk} are the linear, and \sum are the nonlinear variational parameters. The convergence is controlled by \sum .

The results can be significantly improved by combining linearly two or three wave functions of the above type with different values of \sum and \sum [46]. The different values of \sum and \sum control the asymptotic, intermediate and short range sectors:

$$(r_1; r_2) = A \sum_{n=1}^p \exp \left(\sum_{i,j,k} a_{ijk}^{(n)} s^i u^j t^k \right); \quad (B2)$$

Pekeris et al. [241] improved the Hylleraas functions by including terms which are essential for the short-range behaviour $(r_1^2 + r_2^2)^{l=2} \neq 0$

$$(r_1; r_2) = A \exp \left(\sum_{i,j,k,l,m} a_{ijk,lm} s^i u^j t^k (s^2 + t^2)^{l=2} (\ln s)^m g \right); \quad (B3)$$

Thakkar and Koga [242] later introduced an other variant of the above ansatz with fractional powers.

A different exponential basis, without the explicit inclusion of the powers in the radial coordinates, is also very powerful [243]

$$\psi(r_1; r_2) = A \prod_{i=1}^N a_i \exp(-\alpha_i r_1 - \beta_i r_2 - \gamma_i r_{12}) g; \quad (B 4)$$

where α_i , β_i and γ_i are chosen in a quasirandom way, so the calculation is similar to a Monte-Carlo calculation with a random distribution of the exponential factors.

Korobov [33] significantly improved Thakkar's method by introducing complex α_i ; β_i ; γ_i parameters making the variational ansatz more flexible. Frolov [244] used the similar variational function but carefully optimised the nonlinear parameters instead using random distributions.

These forms represents a different direction in the computations. In the early days when the computational power was very limited, compact analytical representations were essential. With the advance of computers simpler basis functions (but larger basis dimensions) became more popular.

The exponential/Hylleraas type functions are very powerful but the analytical evaluation of the basis functions is complicated or even impossible for more than two or three electrons. Goldman [245] suggested a quite a different approach: his idea is to uncouple the correlations by using appropriate new variables. To calculate the radial part of the matrix elements of the Hamiltonian one has to integrate

$$I = \int_0^{\infty} r_1 dr_1 \int_0^{\infty} r_2 dr_2 \int_{r_1}^{r_1+r_2} r_{12} f(r_1; r_2; r_{12}) dr_{12}; \quad (B 5)$$

where $f(r_1; r_2; r_{12})$ comes from the basis functions and Hamiltonian. By introducing the perimetric variables

$$s = r_1 + r_2; \quad v = r_{12}/s; \quad w = (r_1 - r_2)/r_{12}; \quad (B 6)$$

the integral can be rewritten as

$$I = \int_0^{\infty} s^5 ds \int_0^1 v^2 dv \int_0^1 (1 - v^2 w^2) f(s; v; w) dw; \quad (B 7)$$

and if the f function has the form

$$f(s; v; w) = S(s) V(v) W(w); \quad (B 8)$$

then the integral is fully uncoupled into a products of one-dimensional integrals. With the help of this trick certain forms of correlated basis functions can be used for systems with larger number of electrons.

Significant progress has also been made in handling integrals with an exponential on the relative distances for the four-body problem. See [246, 247, 248], and references therein. This offers an alternative to the Gaussian parametrisation.

b. Gaussian and correlated Gaussian basis

The Correlated Gaussian (CG) of the form

$$G_A(r) = \exp\left[-\frac{1}{2} \mathbf{r}^T \mathbf{A} \mathbf{r}\right] = \exp\left[-\frac{1}{2} \sum_{i,j=1}^N A_{ij} r_i r_j\right] \quad (\text{B } 9)$$

is a very popular choice of basis functions in atomic and molecular physics. Here \mathbf{r} stands for a one-row vector whose i th element is r_i . The merit of this basis is that the matrix elements are analytically available and unlike other trial functions (for example, Hylleraas-type functions) one can relatively easily extend the basis for the case of more than three particles. The well-known defects of this basis are that it does not fulfil the cusp condition and its asymptotics does not follow the exponential fall-off. This latter problem, especially for bound states, can be cured by taking linear combinations of adequately chosen CGs. The translational invariance of the wave function is ensured by requiring that the parameters A fulfil some special conditions. These conditions ensure that the motion of the centre-of-mass is factorised in a product form.

By combining the CG with the spin function parts, the full basis function takes the form

$$\chi_{kLS} = A \sum_{\mathbf{S}} \chi_{\mathbf{S}} G_A(r); \quad (\text{B } 10)$$

with an appropriate spin function $\chi_{\mathbf{S}}$, where k is the index of the basis states and A is an antisymmetriser for the identical fermions.

Instead of optimising the parameters of A it is more advantageous to rewrite the equation as

$$\exp\left[-\frac{1}{2} \sum_{i < j}^N A_{ij} (r_i - r_j)^2\right] = \exp\left[-\frac{1}{2} \sum_i^N \tilde{A}_{ii} r_i^2\right]; \quad (\text{B } 11)$$

The relationship between A_{ij} and \tilde{A} is

$$A_{ij} = \tilde{A}_{ij} - (i \neq j); \quad \tilde{A}_{ii} = \sum_k A_{ki}; \quad (\text{B } 12)$$

where \tilde{A}_{ji} ($i < j$) is assumed to be equal to \tilde{A}_{ij} . There are two reasons to choose this form. The first is that in choosing \tilde{A}_{ij} in this way we deal with a correlation function between the particles i and j , while A_{ij} has no such direct meaning and during the optimisation it is more difficult to limit the numerical interval of A_{ij} to be chosen from. Secondly, one can utilize this specific form to make the individual steps of the parameter selection very fast.

2. Optimisation of the parameters

To obtain very precise energy, one has to optimise the variational parameters \tilde{A}_{ki} and A_{kij} of the trial function. The dimension of basis sets is typically between 100 and 1000, and each basis state has nine nonlinear parameters. The optimisation of a function with a few thousands nonlinear parameters cannot be done efficiently by using a straightforward deterministic optimisation method, since this could entail the complete reconstruction of the Hamiltonian matrix and diagonalisation every time when some of the nonlinear parameters are altered. Moreover, the deterministic search for the optimal value of such a large number of parameters is likely to get trapped in a local minimum.

Different strategies have been proposed. Examples are given below. A comparison of results obtained for the celebrated benchmark case of the He atom is proposed in Table V.

TABLE V: Variational ground state energy of the He atom obtained by various trial functions.

Metho	Ref.	Basis size	Energy (a.u.)
Pekeris	[241]	246	-2.9037243770340
Thakkar	[242]	308	-2.9037243770341144
Drake	[249]	1262	-2.90372437703411948
Goldman	[245]	8066	-2.903724377034119594
Korobov	[33]	2114	-2.903724377034119598296
Drake	[46]	2358	-2.903724377034119598305
Baye	[250]	18900	-2.9037243770340

a. Frolov's method

This author mainly used exponential functions to perform a variety of three-body calculations and some studies of larger systems. His so-called "two-stage" strategy is presented, e.g., in Ref. [251]. Only the first non-linear parameters are optimised exactly. The next terms in the variational expansion are chosen to vary in a regular manner that is described by just a few parameters.

b. Kamimura's method

The group of Kamimura has used Gaussian wave functions in a variety of few-body calculation. A comprehensive description of the method is given in a review article [252]. There are two main ideas. Firstly, in a given variable r , the range parameters α_i of $\sum c_i \exp(-\alpha_i r^2)$, instead of been independent, are assigned to belong to a geometric series, say $\alpha_{i+1} = \alpha_i = \alpha_i = \alpha_{i-1} = \dots$. Hence, only the first and last terms have to be fitted. Secondly, for more than two Jacobi variables, say x and y , it is not attempted to write down the most general Gaussian $\exp[-(\alpha x^2 + 2\beta xy + \gamma y^2)]$. Instead, if x describes the relative motion inside the (1,2) cluster, and y the motion of the third particle relative to this cluster, one seeks at a component

$$\sum_i c_i \exp(-\alpha_i x^2) \sum_j d_j \exp(-\beta_j y^2); \quad (B13)$$

in the wave function, to be supplemented by analogous terms with clusters (1,3) and (1,2). The physical interpretation is to construct interferences of several virtual-decay channels.

c. Stochastic variational method

A procedure based on the stochastic search for the best set of nonlinear parameters can be programmed efficiently and is capable of achieving highly accurate results for most few-

body systems. The essence of the strategy can be summarised as follows: Let $f_{i1}; A_{i1}g$ be the nonlinear parameters of the i th basis function out of the set of K such basis functions. Then the procedure is

- (1) A succession of different sets of $(f_{i1}^1; A_{i1}^1g; \dots; f_{i1}^{n_s}; A_{i1}^{n_s}g)$ are generated randomly.
- (2) By solving the eigenvalue problem, the corresponding energies $(E_i^1; \dots; E_i^{n_s})$ are determined.
- (3) The parameter set $f_{i1}^m; A_{i1}^m g$ which produces the lowest energy is then used to replace the existing $f_{i1}; A_{i1}g$ set.
- (4) The procedure cycles through the different parameter sets $(f_{i1}; A_{i1}g; i = 1; \dots; K)$, successively choosing different sets to minimize the energy until convergence is reached.

The essential reason motivating this strategy is the need to sample different sets of nonlinear parameters as fast as possible. The main advantage is that it is not necessary to recompute the complete Hamiltonian nor it is necessary to solve the generalised eigenvalue problem from scratch each time a new parameter set is generated. By changing the elements of parameter set for each basis function individually, it is necessary to recompute only one row (column) of the Hamiltonian and overlap matrices each time the parameter set $f_{i1}; A_{i1}g$ is changed. Furthermore, the solution of the generalised eigenvalue problem is also expedited since the Hamiltonian matrix is already diagonal apart from one row and one column.

A similar strategy to the above was used when adding additional terms to the basis.

The above way of finding the best parameters is certainly very restricted. Even this simple method gives very accurate energies, as seen in applications to various fields [184, 253, 254]. More sophisticated techniques may give better results in a smaller basis size.

3. Real space approaches

The representation of wave functions in "real space" on a numerical grid (mesh) is a very simple and powerful technique. In the simplest case, the basis functions are simple Dirac delta functions

$$f_i(x_j) = \delta_{ij} \quad (B14)$$

in the coordinate space point x_j . A more sophisticated choice pioneered by Baye et al. [250] uses infinitely differentiable Lagrange-Laguerre functions

$$f_i(x_j) = (-1)^j x_i^{1/2} \frac{L_N(x_j)}{x_j - x_i} \exp(-x_j/2) \quad (B15)$$

where $L_N(x)$ is the Laguerre polynomial of degree N and x_i is one of its zeros, i.e., $L_N(x_i) = 0$. The $f_i(x)f_j(y)f_k(z)$ product of the one dimensional basis functions can be used to expand the functions of relative motions in an N -electron problem. This representation is very flexible and approximates the exact wave functions extremely well.

The advantage of the mesh techniques is that matrix elements can be trivially calculated. The potential matrix is diagonal therefore it is particularly simple independently of the form of the potential. The Hamiltonian matrix is very sparse so powerful linear algebraic iteration techniques such as Conjugate Gradient method with efficient multigrid preconditioning can be used to solve the eigenvalue problems.

4. Hyperspherical harmonics approach

The method of hyperspherical expansion is widely used in atomic physics, especially in its variant "adiabatic approximation". See, e.g., [72, 255, 256, 257, 258], and the detailed review by Lin [259] for details and references. In the accurate calculation by Mandelzweig et al., the method is compared with other variational methods [72].

Schematically, in the case of three particles, the two Jacobian variables r and α are replaced by an overall distance and a set of three angles,

$$r = (r_1^2 + r_2^2)^{1/2}; \quad \alpha = \arccos(\hat{r}_1 \cdot \hat{r}_2); \quad \tan^{-1}(\alpha) = \theta; \quad (B16)$$

A partial-wave-function expansion

$$\psi(r, \alpha) = \sum_{[L]} \frac{u_{[L]}(r)}{r^{5/2}} Y_{[L]}(\alpha); \quad (B17)$$

in terms of the generalised harmonics Y results into a set of coupled differential equations for the radial components $u_{[L]}$. Here, $[L]$ denotes the "grand" angular momentum L and associated magnetic numbers compatible with rotation and permutation invariance. The convergence is studied as a function of the maximal value of L which is allowed. In practice, the number of equations grows very rapidly as L is increased. Several approximation schemes have been proposed, such as "potential harmonics" [257] and "adiabatic approximation" [255, 259]. An interesting variant is proposed in [260].

5. Faddeev equations

The Faddeev equations [261], first written to describe scattering in momentum space with short-range potentials, have been reformulated in position space, and applied to a variety of problems involving even confining potentials or long-range Coulomb potentials [262, 263], after suitable modifications.

If the Hamiltonian reads

$$H = T + V_1 + V_2 + V_3; \quad (B18)$$

with the kinetic energy T and the pair potentials $V_1 = v(r_{23})$, etc., then a decomposition

$$\psi = \psi_1 + \psi_2 + \psi_3; \quad (B19)$$

associated to the set of equations

$$(E - T) \psi_i = V_i \psi; \quad i = 1, 2, 3; \quad (B20)$$

implies the original Schrodinger equation $H \psi = E \psi$. Permutation symmetry is easily implemented by imposing relations among the ψ_i .

In practice, one often used a partial-wave expansion of each Faddeev component $\psi_i(r, \alpha)$ to account for all internal orbital momenta l and l' compatible with a given overall angular momentum J . One obtains a set of coupled integro-differential equations in r and α . The convergence is studied by varying the maximal value allowed for l and l' .

Faddeev equations are not primarily aimed at competing to obtain the most accurate values of the binding energy. Their main merit is to produce high-quality wave-functions, accounting for the correlations, even when restricted to the lowest values of l and l' .

The Variational Monte Carlo method (VMC) is a very powerful numerical technique that estimates the energy and all desired properties of a given trial wavefunction without any need to analytically compute the matrix elements. It poses no restriction on the functional form of the trial wavefunction, requiring only the evaluation of the wavefunction value, its gradient and its Laplacian, and these are easily computed. Using the VMC algorithm, essentially a stochastic numerical integration scheme, the expectation value of the energy for any form of the trial function can be estimated by averaging the local energy $H =$ over an ensemble of configurations distributed as ψ^2 , sampled during a random walk using the Metropolis [264] or Langevin [265] algorithms. The fluctuations of the local energy depends on the quality of the trial functions, and the VMC can also be used to optimize the trial functions.

A popular and effective approach to building compact explicitly correlated wavefunctions is to multiply a determinant wavefunction by a correlation factor, the most commonly used being the Jastrow factor. The inclusion of the Jastrow factor is only possible by VMC techniques.

There are various sophisticated trial wave functions have been implemented and tested. The most simple but typical trial function is written assuming a Pade factor $\exp[(ar + br^2)/(1 + cr)]$ for the electron nucleus wave function and a Jastrow factor $\exp[a^0 r = (1 + c^0 r)]$ for the interelectronic part [266]:

$$\psi = A \left(\prod_i \exp \left[\frac{ar_i + br_i^2}{1 + cr_i} \right] \exp \left[\frac{a^0 r_{ij}}{1 + c^0 r_{ij}} \right] \right) \psi_{SM} \quad (\text{B 21})$$

where ψ_{SM} is the spin function. The Pade factor is simple but good choice for the nucleus-electron part providing flexibility with small number of parameters, representing the coalescence as well as the decay of the wave function for $r \rightarrow 0$ and $r \rightarrow \infty$, respectively.

As an example, we compare in Table VI the ground state energy of the Be atom obtained with this simple VMC ansatz with results of other approaches including those which use correlated Gaussian basis functions. This simple form does not give very precise energy, but the energy can be improved by using more elaborate correlation factors (an example is shown in the second line of Table VI) or by using diffusion Monte-Carlo method. The main advantage of the VMC is that while it is not necessarily the most precise method for small systems its applicable to larger systems with favorable scaling properties.

TABLE VI: Variational ground-state energy of the Be atom obtained by various trial functions.

Method	Ref.	Basis size	Energy (a.u.)
VMC 1	[266]		14.6528
VMC 2	[266]		14.6651
CG	[267]	1200	14.6673
SVM	[254]	500	14.6673

7. Short-range correlations

A quantity of interest for exotic systems involving positrons and antiprotons is the lifetime due to internal annihilation of a $(e^+; e^-)$ or a $(\bar{p}; p)$ pair. It is proportional to the probability per unit volume of finding these constituents at zero separation, i.e., to an expectation value of the type

$$\langle \psi | \delta(\mathbf{r}_1 - \mathbf{r}_2) | \psi \rangle; \quad (\text{B } 22)$$

within the exact wave function ψ , assumed here to be normalised.

Computing $\langle \psi | \delta(\mathbf{r}_1 - \mathbf{r}_2) | \psi \rangle$ accurately is much more difficult than estimating the binding energy, or an observable that is spread over the whole range of the wave function [68, 72, 268]. It often happens that an approximate variational wave function is excellent in the region relevant for estimating the energy $E = \langle H \rangle$, but, for instance, underestimates the wave function at large distances, and then overestimates its value at large separation, in order to remain properly normalised. This is the case when harmonic oscillator wave functions $C_n H_n(r) \exp(-\frac{1}{2}r^2)$, where H_n is a polynomial, are used to describe binding by non-confining forces. The Gaussian parametrisation $\exp(-\frac{1}{2}\alpha r^2)$ is better in this respect, thanks to the freedom of introducing a variety of range parameters.

Note that if a sequence of approximate normalised wave functions ψ_j leads to energies E_j that converge toward the exact energy E , it is only guaranteed that, if ψ denotes the exact normalised wave function,

$$\lim_{j \rightarrow \infty} \langle \psi_j | \delta(\mathbf{r}_1 - \mathbf{r}_2) | \psi_j \rangle = \langle \psi | \delta(\mathbf{r}_1 - \mathbf{r}_2) | \psi \rangle; \quad (\text{B } 23)$$

but not that $\psi_j \rightarrow \psi$ (modulo a phase) at any point.

To obtain an accurate estimate of $\langle \psi | \delta(\mathbf{r}_1 - \mathbf{r}_2) | \psi \rangle$ without pushing too far the variational expansion for the ψ_j , one can use a trick devised by Schwinger (see, e.g., [238]), and further developed for estimating parity-violating effects in atoms. The basic idea is that if

$$\langle H \rangle \langle \psi_j | \delta(\mathbf{r}_1 - \mathbf{r}_2) | \psi_j \rangle = \langle H \rangle \langle \psi_j | \delta(\mathbf{r}_1 - \mathbf{r}_2) | \psi_j \rangle; \quad (\text{B } 24)$$

for the exact wave function, then the sequence

$$B_j = \langle H \rangle \langle \psi_j | \delta(\mathbf{r}_1 - \mathbf{r}_2) | \psi_j \rangle; \quad (\text{B } 25)$$

of approximate values might converge much better than the plain $A_j = \langle \psi_j | \delta(\mathbf{r}_1 - \mathbf{r}_2) | \psi_j \rangle$ to estimate $\langle H \rangle$.

For $N = 2$ constituents, if the wave function is written as usual $\psi = Y^m(\theta, \phi) u(r) = r$, with

$$u''(r) - \frac{l(l+1)}{r^2} u(r) + [E - V(r)] u(r) = 0; \quad (\text{B } 26)$$

the Schwinger rule reads [238]

$$\langle r^{-2} \rangle = \frac{1}{4} \int_0^\infty [V'(r) - 2l(l+1)r^{-3}] u^2(r) dr; \quad (\text{B } 27)$$

and turns out very powerful. In particular with a linear potential sometimes used for describing quark confinement, the right-hand side always gives the right answer for $l = 0$, however poor is the variational approximation for $u(r)$, provided it is normalised. For $l > 0$, $\langle r^{-2} \rangle$ vanishes, and the rule (B 27) links the expectation values of $V'(r)$ to that of r^{-3} . In the Coulomb case, there is, indeed, a well-known identity between $\langle r^{-2} \rangle$ and $\langle r^{-3} \rangle$.

The generalisation of the Schwinger rule to systems with $N > 2$ constituents has been written down by Hofmann-Ostenhof et al. [269] and by Hiller et al. [270]. For constituents with mass $m = 1$, it reads

$$\langle h | j | i \rangle = \frac{1}{4} \langle \hat{x}_1 | \hat{x}_1 V - \frac{2\hat{x}_1^2}{x_1^3} | i \rangle ; \quad (\text{B } 28)$$

where $\hat{x}_1 = x_1 - p_1$ is the angular momentum carried by the first Jacob variable $x_1 = r_2 - r_1$, and the differentiation \hat{x}_1 should be understood with the other Jacob variables x_2, \dots, x_{N-1} kept fixed.

Evaluating the right-hand side to improve the mere reading of $\langle i | j \rangle$ from variational wave functions, was used to study parity-violating effects in atoms [270], or short-range correlations in baryons [262]. Consider for instance P_{S_2} . A very crude approximation of the wave function of P_{S_2} gives a probability $\langle \hat{x}^2 | e \rangle = 1.84 \cdot 10^{-2}$ by direct reading, and is corrected into $2.16 \cdot 10^{-2}$ [183] by the generalised Schwinger rule, close to the value $2.19 \cdot 10^{-2}$ obtained by refined calculations [150].

Several variants for calculating $\langle i | j \rangle$ have been proposed [271]. Perhaps, the method of matrix-element identities works best at the beginning of a variational expansion, to speed up the convergence of $\langle i | j \rangle$ towards the neighbourhood of the exact value, but does not help much once one is seeking at very high accuracy. According to [272], indeed, "for low-lying states, there is no substitute for direct high-precision calculations of the wave-function near the origin."

In 1927, soon after the discovery of quantum mechanics, Born and Oppenheimer [273] were able to obtain an approximate solution of the Schrodinger equation for a molecule by separating the electronic and nuclear motions. This was possible on account of the much larger masses of the nuclei, as compared to the mass of the electron. Born and Oppenheimer's treatment can be formally justified in terms of a perturbation expansion of the exact non-relativistic energy and wave function in terms of the parameter, $(m_e/M)^{1/4}$, where m_e is the mass of the electron and M is the average mass of the nuclei.

This approximate quantum mechanical treatment of molecules, known as the Born-Oppenheimer (BO) approximation, has always played a central role in the study of molecular structure. Descriptions of the BO approximation are given in, for example, Bransden and Joachain [17] and Pauling and Wilson [144].

For simplicity, let us consider how the BO approximation is applied to a diatomic molecule, containing N electrons and two nuclei, A and B, with masses M_A and M_B and charges Z_A and Z_B , respectively. Our treatment can be extended to more complicated molecules.

The first step in the BO approximation is to fix the nuclei in space with a given R value and solve the Schrodinger equation for the electrons interacting with each other and with the nuclei through the Coulombic force. The equation is of the form

$$\hat{H}_{el}(r;R) = E(R) \psi(r;R); \quad (C1)$$

where \hat{H}_{el} is the electronic Hamiltonian. $\psi(r;R)$, where $r = (r_1; r_2; \dots; r_N)$, is the electronic wave function and $E(R)$ is the sum of the electronic energy at the given R value and the energy due to the Coulombic repulsion of the nuclei.

\hat{H}_{el} is of the form

$$\hat{H}_{el} = -\frac{1}{2m_e} \sum_{i=1}^N \nabla_i^2 + \sum_{\substack{i,j=1 \\ (i < j)}}^N \frac{1}{r_{ij}} - \sum_{i=1}^N \frac{1}{r_{iA}} - \sum_{i=1}^N \frac{1}{r_{iB}} + \frac{Z_A Z_B}{R}; \quad (C2)$$

where r_{ij} is the distance between electrons i and j and r_{iA} and r_{iB} are the distances of electron i from nuclei A and B, respectively.

The electronic wave function, $\psi(r;R)$, depends parametrically on the internuclear vector, R . Its dependence on the direction of R is easily taken into account. The z -axis of the electronic coordinates is normally taken to be along R ; the probability of a given orientation is determined at a later stage with the calculation of the nuclear wave function, $\chi(R)$.

$E(R)$ and $\psi(r;R)$ are determined as functions of R . Except in very simple cases such as H_2^+ , for which $N = 1$, for which equation (C1) is separable in prolate spheroidal coordinates, only approximate solutions can be obtained using the Rayleigh-Ritz variational method. The quality of the approximate solutions for a given molecule has improved very significantly over the years with increases in computer power and the ingenuity of quantum chemists.

The nuclei are considered as two particles moving in the central potential, $V(R)$, where

$$V(R) = E(R); \quad (C3)$$

Thus their centre of mass motion is separated out in the usual way. The nuclear wave function, $\chi(R)$, for the internal motion of the nuclei, is determined by the nuclear Schrodinger

wave function,

$$\hat{H}_n(R) = E_T(R) \quad (C4)$$

where

$$\hat{H}_n = \frac{1}{2} r_R^2 + V(R); \quad (C5)$$

and

$$= \frac{M_A M_B}{M_A + M_B} \quad (C6)$$

is the reduced mass of the nuclei. E_T is the energy, in the BO approximation, of the molecule under consideration. The associated BO wave function, $\chi_T(r;R)$ is of the form

$$\chi_T(r;R) = \chi(R)(r;R); \quad (C7)$$

The most common states to be treated using the BO approximation are the states associated with the electronic ground state, i.e. the solution, (or solutions, in the event of a degeneracy), of equation (C1) that corresponds to the lowest minimum value of $E(R)$, as a function of R . However, excited electronic states can also be treated. In principle, it is possible to obtain a complete set of BO solutions of the form in equation (C7). This would necessarily involve continuum states.

In the BO approximation the terms in the full Schrodinger equation for the internal motion of the molecule that represent coupling between the nuclear and electronic motion are neglected. They are the term containing

$$r_R \chi(R) \quad \chi(r;R) \quad (C8)$$

and the term containing

$$(R) r_R^2 \chi(r;R); \quad (C9)$$

which result from the operation of r_R on the electronic wave function.

Also the ratio of the mass of the electrons to the masses of the nuclei is assumed to be finite, resulting in their neglect in the centre of mass separation. This would have to be corrected in an exact treatment. Allowance for the large but not infinite electronic-nuclear mass ratio leads to the introduction of small mass polarisation terms in the Hamiltonian that couple the momenta of the electrons and also, if $M_A \neq M_B$, the momenta of the electrons and the nuclei. See, for example, Kolos and Wolniewicz [274].

A simple improvement to the BO approximation, called the adiabatic approximation, is to set

$$V(R) = E(R) + A(R); \quad (C10)$$

where

$$A(R) = \langle \chi(r;R) | \frac{1}{2} r_R^2 | \chi(r;R) \rangle; \quad (C11)$$

In equation (C11), the round brackets indicate integration with respect to the electronic coordinates. See, for example, Kolos [274] and Messiah [19]. Further improvements to the BO approximation are considered by Pack [275].

Calculations of corrections to the BO approximation as applied to H_2^+ and HD^+ are referenced in Sec. IIIB. The corrections to the BO approximation for the ground state of diatomic two-electron molecules have been calculated by Kolos and Wolniewicz [274]. The correction to the energy is small in comparison with the binding energy of these molecules,

4.74 eV, calculated using the BO approximation. This is a consequence of the large value of $m_e = 918.1$.

However, as pointed out in Sec. III G, the BO approximation does not work well for muonic molecular ions. In the case of dt , for example, the ratio of the reduced mass of the d and t to the mass of the electron is 10.7, which is much smaller than the value of m_e in the case of diatomic, two-electron molecules.

A comparison is made of the binding energies of the ν bound states of dt in the table in ref. [276] as calculated using the BO approximation, the adiabatic approximation and by a very accurate variational calculation using the full non-relativistic Hamiltonian for the internal motion of dt . The binding energies for the most weakly bound state, the $J = 1$, $v = 1$ state that plays a crucial role in muon catalysed fusion, obtained by the BO and adiabatic approximations and the variational method are 9.7, 7.7 and 0.66 eV respectively, showing the considerable errors that result from the two approximations.

It is of interest to note that the adiabatic representation method referred to in Sec. III G, which was used by Ponomarev and his co-workers [109] to correct the error in the BO approximation, involved the use of many BO basis functions of the form in equation (C 7) in a close-coupling type calculation using the full Hamiltonian for dt referred to above. For details of applications of refinements of the BO approximation to the $t + D_2$ reaction in the muon catalysed fusion cycle, see Zeman et al. [277].

Corrections to the BO approximation in the case of $H\bar{H}$ have been calculated by Armour et al. [213] using the method described by Hunter et al. [278].

A very similar approximation to the BO approximation, the adiabatic-nuclei or nuclear-impulse approximation, can be used to separate the nuclear and electronic motion in scattering calculations involving atoms and/or molecules. See, for example, Chase [279], Chang and Temkin [280], Lane [281]. For applications to positron scattering, see Armour [282].

1. Introduction

In this Appendix, we present a few basic calculations concerning systems of 3 or 4 charges. Some of them are borrowed from pioneering papers that illustrate the ability of quantum theory and variational methods to reproduce or even predict the properties of systems more complicated than the hydrogen atom. The analytic results presented below, when properly generalised, are basic ingredients of powerful variational methods presented in Appendix C.

2. Helium and Helium-like atoms with fixed nucleus

This corresponds to the Hamiltonian

$$H = \frac{p_1^2}{2} + \frac{p_2^2}{2} - \frac{Z}{r_1} - \frac{Z}{r_2} + \frac{1}{r_{12}}; \quad (D1)$$

where the electron mass is set to $m = 1$. A rescaling is often used to set the attraction strength to unity and the repulsion strength to $1=Z$, leading to the well-known " $1=Z$ " expansion. See, for instance, [136, 137].

When the repulsion among electrons is neglected, one can solve exactly the unperturbed Hamiltonian $H_0 = H - 1/r_{12}$ and obtain for the ground state an energy $E_0 = -Z^2$ and a wave function $\psi_0 / \exp(-Zr_1 - Zr_2)$.

Assuming ψ_0 to be normalised, the repulsion gives a first order correction

$$E_0 \rightarrow E_0 + \langle \psi_0 | 1/r_{12} | \psi_0 \rangle; \quad (D2)$$

The integral corresponding to the repulsive term is often calculated by means of an expansion of r_{12}^{-1} in terms of spherical harmonics. See, for instance, [283]. For the ground-state, one can also use the Gauss theorem, as, e.g., in [284]. The field created at distance r by the first electron is

$$E(r) = \frac{1}{r^2} \int_0^Z u(r)^2 dr = \frac{1}{r^2} + \frac{1}{r^2} + \frac{2Z}{r} + 2Z^2 \exp(-2Zr); \quad (D3)$$

where $u(r) = 2Z^{3/2} r \exp(-Zr)$, corresponding to a potential

$$\begin{aligned} V(r) &= \int_r^Z E(x) dx = \frac{1}{r} \int_0^Z u(x)^2 dx - \int_r^Z \frac{u(x)^2}{x} dx \\ &= \frac{1}{r} + \frac{1}{r} + Z \exp(-2Zr); \end{aligned} \quad (D4)$$

and thus a repulsion energy

$$\langle \psi_0 | 1/r_{12} | \psi_0 \rangle = \int_0^Z V(r) u(r)^2 dr = \frac{5Z}{8} \quad (D5)$$

To first order, the energy of helium is thus $-11/4 = -2.75$.

A standard improvement consists of using a normalised wave function

$$[\psi] / \exp(-r_1 - r_2); \quad (D 6)$$

with kinetic energy $\frac{1}{2}$ and potential energy $-2Z$ for the attractive part, and $5/8$ for the repulsive part [285]. The parameter γ is interpreted as the effective charge seen by each electron. One should thus minimise the variational energy

$$E(\gamma) = \frac{1}{2} - 2Z + \frac{5}{8} = \left[\frac{1}{2} - (Z - 5/16)^2 \right] - (Z - 5/16)^2; \quad (D 7)$$

this giving an improved minimum $E = -729/256 = -2.85$ at $\gamma = 27/16 = 1.69$, in the case of $Z = 2$.

Note that the threshold for dissociation of charges $(Z; 1; 1)$ into an ion $(Z; 1)$ and an isolated electron is $E_{th} = -Z^2/2$, so that minimum $E - E_{th} = \frac{1}{2} - (Z - 5/16)^2 - Z^2/2$ remains negative only for $Z > (10 + 5\sqrt{2})/16 = 1.07$. For smaller values of Z , demonstrating the stability of $(Z; 1; 1)$ requires trial wave functions more elaborated than (D 6). This is in particular the case for H , where $Z = 1$. The stability of H cannot be reached using factorised wave function $f(r_1)f(r_2)$, however refined the individual function f .

Looking more closely at H , again in the limit where the proton mass is infinite, the simplest wave function which achieves binding is [20, 40, 42, 61, 130].

$$[a; b] = \exp(-ar_1 - br_2) + f(1/r_{12}); \quad (D 8)$$

or a factorised wave-function with $a = b$ but an explicit account of the correlation, e.g., by a factor $(1 + cr_{12})$, or a combination of $a \neq b$ and of the r_{12} term. For the choice (D 8), the matrix elements of normalisation, potential energy and kinetic energy are easily calculated

$$\begin{aligned} n(a; b) &= \frac{2}{a^3 b^3} + \frac{2}{a^6}; \\ \langle p_1^2 \rangle &= \frac{2(a^2 + b^2)}{a^3 b^3} + \frac{2ab^2}{a^6}; \\ \langle r_1^{-1} \rangle &= \frac{2}{a+b} (a^{-3} b^3 + a^{-6}); \\ \langle r_{12}^{-1} \rangle &= \frac{2(a^2 + 3ab + b^2)}{a^2 b^2 (a+b)^3} + \frac{5}{8a^5}; \end{aligned} \quad (D 9)$$

where $a = (a+b)/2$.

In the case of Helium, one obtains an energy $E = -2.87566$, i.e., a modest gain with respect to the case where $a = b$ ($E = -2.8476$). However, the values $a = 1.19$ and $b = 2.18$ of the parameters show a non-negligible anticorrelation between the two electrons.

In the case of H , binding is reached since the variational energy $E = -0.513303$ lies below the threshold $E_{th} = -1/2$ by a fraction $x = 0.027$. Anticorrelation is very strong, as $b/a = 3.67$. This means that if one electron is close to the proton, the second is far away, and vice-versa.

The Hughes-Eckart or mass-polarisation term $p_1 p_2$ has obviously a vanishing expectation value within this wave function (D 8). Thus, if the infinite mass of the nucleus is taken into account, both the threshold energy and the variational energy are rescaled by the same factor $M/(M+m)$, where m is the mass of the electron and M that of the nucleus. Thus, with this wave function, the fraction of binding is the same for all isotopes of Helium (neglecting

nite-size effects) as for a static $Z = 2$ source. Similarly, as noticed by Hill [20], all systems ($M^+ m^- m^-$) are demonstrated to be stable (and within this approximation, with the same fraction x and same anticorrelation $b=a$).

The wave function (D 8) or even a superposition of wave functions of this type will never approach very closely the exact solution, as it lacks one degree of freedom, namely some dependence on r_{12} , the distance among the electrons. A wave function that allows for this r_{12} dependence is

$$[a;b;c] = \psi' [a;b;c] + \dots; \quad \psi' = \exp(-ax - by - cz); \quad (D 10)$$

where the dots denote terms deduced by symmetry. Here $x = r_{23}$, etc. For the matrix elements dealing with scalar states, the integration is over $xdx ydy zdz$, subject to triangular inequalities. A basic integral is

$$\begin{aligned} F[a;b;c] &= \int_0^Z \int_0^Z \int_0^x \exp(-2ax - 2by - 2cz) dx dy dz; \\ &= \frac{1}{2} \int_0^Z \exp(-2ax) dx \int_0^Z \exp[-(b+c)y] dy \int_0^x \exp[-(b+c)z] dz; \\ &= \frac{1}{4(a+b)(b+c)(c+a)}; \end{aligned} \quad (D 11)$$

in terms of which the normalisation of a single exponential ψ' is

$$n[a;b;c] = \frac{1}{8} \frac{\partial F[a;b;c]}{\partial a \partial b \partial c}; \quad (D 12)$$

and a typical term of the potential energy is

$$v_{12}[a;b;c] = \frac{1}{4} \frac{\partial F[a;b;c]}{\partial b \partial c}; \quad (D 13)$$

For those local operators, off-diagonal matrix elements between $\psi' [a;b;c]$ and $\psi' [a^0;b^0;c^0]$ are deduced by the substitution $a \rightarrow a + a^0 = 2$, etc.

For the kinetic energy, $p_1^2 \psi' = -\psi' (b\hat{y}^2 + c\hat{z}^2)$, and thus the most general matrix element is

$$n'[a^0;b^0;c^0] p_1^2 j[a;b;c] i = (bb^0 + cc^0) n(a;b;c) + (bc^0 + b^0c) t_1(a;b;c); \quad (D 14)$$

where t_1 is the matrix element of

$$\hat{t}_1 = \hat{y}\hat{z} = \frac{x^2}{2yz} \frac{\hat{y}^2}{2yz} \frac{\hat{z}^2}{2yz}; \quad (D 15)$$

and is given by a combination of suitable derivatives of the generating function $F[a;b;c]$.

For the Helium atom, the wave function (D 10) contains two exponentials related by full exchange and thus three parameters a, b , and c (two, if one use the virial theorem). It provides a variational energy $E = -2.89953$, to be compared with the best available result $E = -2.90372$ (see, e.g., [59], and references therein).

For H, the fraction of binding reaches $x_b = 0.047696$, while for Ps, it is $x = 0.0268$.

3. Four-body systems

Let us consider here a system (1;2;3;4) with charges (+1;+1; -1; -1). We shall only consider the ground state. A wave function that is a generalisation of the one used by Hylleraas and Ore [149] for Ps_2 reads

$$\begin{aligned} \psi[a;b;c;d] &= \psi'[a;b;c;d] + \dots; \\ \psi'[a;b;c;d] &= \exp[-(ar_{13} + br_{23} + cr_{14} + dr_{24})/2]; \end{aligned} \quad (D 16)$$

where once again the dots means exponentials deduced from symmetry considerations. In matrix elements not involving r_{34} , the integration runs over

$$d = r_{13}r_{14}r_{23}r_{24}d^0; \quad d^0 = dr_{12}dr_{13}dr_{14}dr_{23}dr_{24}; \quad (D 17)$$

as the system is fully identified by the two independent triangles (1,2,3) and (1,2,4). A basic integral is

$$F[a;b;c;d;u] = \int \frac{d^0}{r_{12}} \exp(-ar_{13} - br_{23} - cr_{14} - dr_{24} - ur_{12}); \quad (D 18)$$

Again, the triangle inequalities are conveniently accounted for by using the variables $(s_3; s_3) = r_{13} - r_{23}$, and similarly for particle 4. One obtains

$$F[a;b;c;d;u] = \frac{16 \log[(b+c+u)(a+d+u)((a+c+u)(b+d+u))]}{(a-b)(a+b)(c-d)(c+d)} \quad (D 19)$$

The normalisation integral, and the matrix elements of the potential can be written as derivatives of F . For instance the normalisation is

$$N(a;b;c;d) = \int \psi'^2 d\mathbf{r} = \frac{\partial F}{\partial u \partial a \partial b \partial c \partial d} \Big|_{u=0}; \quad (D 20)$$

The internuclear repulsion is

$$V_{12}[a;b;c;d] = \hbar r_{12}^{-1} = \frac{\partial^4 F_{12}[a;b;c;d;0]}{\partial a \partial b \partial c \partial d}; \quad (D 21)$$

The electronic repulsion is obviously

$$V_{34}[a;b;c;d] = V_{12}[a;c;b;d]; \quad (D 22)$$

The kinetic energy of particle 3 can be calculated starting from

$$p_3' \psi[a;b;c;d] = -i' \psi[a;b;c;d](a\hat{r}_{13} + b\hat{r}_{23}); \quad (D 23)$$

so that, exactly as in the 3-body case

$$\hbar^2 p_3^2 \psi = (a^2 + b^2)\hbar^2 \psi - 2ab\hbar^2 j(r_{12}^2 - r_{13}^2 - r_{23}^2) = (2r_{13}r_{23})\hbar^2 \psi \quad (D 24)$$

which can be expressed in terms of derivatives of $F[a;b;c;d;u]$. The expectation values of p_i^2 for other particles are deduced by suitable permutations of a, b, c and d .

Off-diagonal matrix elements between $\psi'[a;b;c;d]$ and $\psi'[a^0;b^0;c^0;d^0]$ are given by the simple rule $a \rightarrow a + a^0 = 2$ for the local operators. For the kinetic energy terms in Eq. (D 24), one replaces $a^2 + b^2$ by $aa^0 + bb^0$ and $2ab$ by $ab^0 + a^0b$, while the operators adopt the average arguments a, b , etc.

One eventually obtains explicit expressions for the expectation value of the normalisation, kinetic energy and potential energy. Equation (6.9) follows straightforwardly.

ACKNOWLEDGMENTS

We would like to thank our collaborators on the topics covered by this review, W. Byers Brown, S. Fleck, A. Kriek, A. Martin and Tai T. Wu, for their encouragement and useful advice.

E. A. G. A. thanks EPSRC (UK) for support for this research through grants GR/L29170 and GR/R26672.

K. V. is supported by OTKA grants (Hungary) T029003 and T037991 and he is sponsored by the U.S. Department of Energy under contract DE-AC05-00OR22725 with the Oak Ridge National Laboratory, managed by UT-Battelle, LLC.

J. M. R. benefited from the hospitality of IPNL, Université de Lyon, where part of this work was done.

-
- [1] E.T. Whittaker, *A Treatise on the Analytical Dynamics of Particles and Rigid Bodies*, Fourth Edition (Cambridge University Press, Cambridge, UK, 1952).
 - [2] A.E. Roy, *Orbital Motion* (Adam Hilger Ltd, Bristol, UK, 1978).
 - [3] J.M. Itroy, M.W.J. Bromley, and G.G. Ryzhikh, *J. Phys. B: At. Mol. Opt. Phys.* 35 (2002) R81.
 - [4] J.M. Itroy, *Phys. Rev. A* 66 (2002) 010501.
 - [5] J.M. Itroy, *J. Phys. B: At. Mol. Opt. Phys.* 33 (2000) 5307.
 - [6] J.M. Itroy and G.G. Ryzhikh, *J. Phys. B: At. Mol. Opt. Phys.* 32 (1999) L621.
 - [7] G.G. Ryzhikh and J.M. Itroy, *Phys. Rev. Lett.* 79 (1997) 4126.
 - [8] D.M. Schrader, *Nucl. Instrum. Meth. B* 143 (1998) 209.
 - [9] T.K. Rebane, N.D. Markovski, *Phys. Atom. Nuclei* 66 (2003) 203.
 - [10] T.K. Rebane, A.A. Kuzminski, *Opt. Spectrosc.* 93 (2002) 833.
 - [11] B. Urbaszek et. al., *Phys. Rev. Lett.* 90 (2003) 247403.
 - [12] J.-M. Richard, in *Quark Cluster Dynamics*, Proc. Bad Honnef Workshop, 1992, ed. K. Goeke, P. Kroll and H.R. Petry (Springer-Verlag, Berlin, 1993).
 - [13] W. Hunziker, *Helv. Phys. Acta*, 39 (1966) 451; C. van Winter, *Mat. Fys. Skr. Dan. Vid. Selsk.* 2 (1964) vol. 2; G.M. Zhislin, *Moscow Mat. Obs.* 9 (1960) 81.
 - [14] B. Simon, *Helv. Phys. Acta*. 43 (1970) 607.
 - [15] D.S. Hughes and C. Eckart, *Phys. Rev.* 36 (1930) 694.
 - [16] H.A. Bethe and E.E. Salpeter, *Quantum Mechanics of One- and Two-Electron Atoms*, 2nd ed. (Plenum, N.Y., 1977). ***.
 - [17] B.H. Bransden and C.J. Joachain, *Physics of Atoms and Molecules* (Longman, London and New York, 1983). ***.
 - [18] J.E.G. Farina, *The International Encyclopedia of Physical Chemistry and Chemical Physics*, Topic 2, Classical and Quantum Mechanics, Vol. 5, ed. R.M. Cweeny (Pergamon Press, Oxford, UK, 1975).
 - [19] A. Messiah, *Quantum Mechanics*, Vol. I (North Holland, Amsterdam, 1961).
 - [20] R.N. Hill, *J. Math. Phys.* 18 (1977) 2316. ***.
 - [21] C. Flammer, *Spheroidal Wave Functions* (Stanford University Press, Stanford, CA, 1957).
 - [22] O. Burrau, *K. Danske Vidensk. Selsk. Mat-Fys. Meddr.* 7 (1927) 1.
 - [23] L.P. Eisenhart, *Phys. Rev.* 74 (1948) 87.
 - [24] D.R. Bates, K. Ledsham and A.L. Stewart, *Phil. Trans. Roy. Soc. A* 246 (1953) 215.
 - [25] H.W. Ind, *J. Chem. Phys.* 42 (1965) 2371; 43 (1965) 2956.
 - [26] J.M. Peek, *J. Chem. Phys.* 43 (1965) 3004.
 - [27] D.R. Bates and R.H.G. Reid, *Adv. At. Mol. Phys.* 4 (1968) 13.
 - [28] C.L. Beckel, B.D. Hansen III and J.M. Peek, *J. Chem. Phys.* 53 (1970) 3681.
 - [29] L. Wolniewicz and J.D. Poll, *J. Chem. Phys.* 73 (1980) 6225.
 - [30] L. Wolniewicz and T. Orlikowski, *Mol. Phys.* 74 (1991) 103.
 - [31] R.E. Moss, *Molec. Phys.* 80 (1993) 1541.
 - [32] J.M. Taylor, Zong-Chao Yan, A. Dalgarno and J.F. Babb, *Molec. Phys.* 97 (1999) 25.
 - [33] V.I. Korobov, *Phys. Rev. A* 61 (2000) 064503.
 - [34] L. Hilico, N. Billy, B. Gremaud, and D. Delande, *J. Phys. B: At. Mol. Opt. Phys.* 34 (2001) 491.

- [35] A M .Frolov, Phys.Rev.A 67 (2003) 064501.
- [36] A .Carrington and R .A .Kennedy, Molec.Phys. 56 (1985) 935.
- [37] J.Carbonell, R .Lazauskas, D .Delande, L.Hilico, S.Kilic, Europhys.Lett. 64 (2003) 316.
- [38] A M .Frolov, Phys.Rev.A 59 (1999) 2270.
- [39] A M .Frolov, Phys.Rev.A 69 (2003) 022505.
- [40] H.Bethe, Z.Phys. 57 (1929) 815.
- [41] E A .Hylleraas, Z.Phys. 60 (1930) 624.
- [42] S.Chandrasekhar, Astrophys. J. 100 (1944) 176; S.Chandrasekhar, Selected papers, vol.2 (The University of Chicago Press, Chicago, 1989).
- [43] C L .Pekeris, Phys.Rev. 126 (1962) 1470.
- [44] A M .Frolov, Zh.Eksp.Teor.Fiz. 92 (1987) 1959.
- [45] H.Cox, S.J.Smith and B.T.Sutcliffe, Phys.Rev.A 49 (1994) 4533.
- [46] G W .F.Drake, M G .Cassar and R A .Nistor, Phys.Rev.A 65 (2002) 054501.
- [47] H S W .Massey, Negative Ions (Cambridge University Press, Cambridge, 1976).
- [48] A K .Bhatia and A .Temkin, Phys.Rev. 182 (1969); Phys.Rev.A 6 (1972) 526.
- [49] A K .Bhatia, Phys.Rev.A 9 (1974) 9.
- [50] A K .Bhatia, Phys.Rev.A 2 (1970) 1667.
- [51] G W .F.Drake, Phys.Rev.Lett. 24 (1970) 126.
- [52] Y K .Ho, Hyp. Int. 89 (1994) 401.
- [53] E A G .Amour and W .Byers Brown, Acc.Chem.Res. 26 (1993) 168.***.
- [54] Y .Kuang et al, Phys.Rev.A 35 (1987) 3172.
- [55] A K .Bhatia and R J .D rachman, Phys.Rev.A 35 (1987) 4051.
- [56] P.Petelenz and V H .Smith Jr., Phys.Rev.A 36 (1987) 5125 .
- [57] A M .Frolov and A .Yu.Yeremin, J.Phys.B:At.Mol.Opt.Phys. 22 (1989) 1263.
- [58] E A .Hylleraas, Rev.Mod.Phys. 35 (1963) 421.
- [59] E A .Hylleraas, Astrophysica Norvegica, 9 (1964) 345.
- [60] J A .W heeler, Ann.N.Y.Acad.Sci. 48 (1946) 219.
- [61] E A .Hylleraas, Phys.Rev. 71 (1947) 491.
- [62] A P .M ills Jr., Phys.Rev.Lett. 46 (1981) 717.***.
- [63] P A M .Dirac, Proc.Camb.Phil.Soc. 26 (1930) 361.
- [64] A P .M ills Jr, Phys.Rev.Lett. 50 (1983) 671.
- [65] H.Cox, P.E.Sinclair, S.J.Smith and B.T.Sutcliffe, Molec.Phys. 97 (1996) 399.
- [66] S H .Patil, Phys.Rev.A 58 (1998) 728.
- [67] A K .Bhatia and R J .D rachman, Phys.Rev.A 28 (1983) 2523.
- [68] Y K .Ho, J.Phys.B:At.Mol.Opt.Phys. 16 (1983) 1503.
- [69] Y K .Ho, Phys.Rev.A 48 (1993) 4780.
- [70] A M .Frolov, Z.Phys.D 2 (1986) 61.
- [71] A M .Frolov, Phys.Rev.A 60 (1999) 2834.
- [72] R.Krivec, V B .M andelzweig and K .Varga, Phys.Rev.A 61 (2000) 062503.
- [73] A P .M ills Jr, Phys.Rev.A 24 (1981) 3242.
- [74] M .Inokuti, K .Katsuura and H .Minura, Prog.Theor.Phys. 23 (1960) 186.
- [75] A A .Frost, M .Inokuti and J P .Lowe, J.Chem.Phys. 41 (1964) 482.
- [76] M .Rotenberg and J.Stein, Phys.Rev. 182 (1969) 1.
- [77] A .Temkin, Phys.Rev. 116 (1959) 358.
- [78] L.Spruch, in Lectures in Theoretical Physics, Atomic Collision Processes, Vol. 11, eds. S. Geltman, K.T.Mahanthappa and W .E.Britten (Gordon and Breach, New York, 1969).***.

- [79] L.D. Landau and E.M. Lifschitz, *Quantum Mechanics*, Third Edition (Pergamon Press, Oxford, UK, 1977).
- [80] F.J. Dyson, *Phys. Rev.* 102 (1956) 1217.
- [81] T.-Y. Wu and T. Ohmura, *Quantum Theory of Scattering* (Prentice-Hall, Englewood Cliffs, NJ, 1962).
- [82] V. Bargmann, *Proc. Natl. Acad. Sci. (USA)* 38 (1952) 961.
- [83] J. Schwinger, *Proc. Natl. Acad. Sci. (USA)* 47 (1961) 122.
- [84] P.G. Burke, *Potential Scattering in Atomic Physics* (Plenum Press, New York, 1977).
- [85] F.H. Gertler, H.B. Snodgrass and L. Spruch, *Phys. Rev.* 172 (1968) 110.
- [86] I. Aronson, C.J. Kleinman and L. Spruch, *Phys. Rev. A* 4 (1971) 841.
- [87] J.W. Hummerston, *Adv. At. Mol. Phys.* 22 (1986) 1.
- [88] E.A.G. Armour, *J. Phys. B* 11 (1978) 2803.
- [89] W. Thirring, *A Course in Mathematical Physics*, Vol. 3: *Quantum Mechanics of Atoms and Molecules* (Springer Verlag, New York, 1979). ***.
- [90] E.A.G. Armour and D.M. Schrader, *Can. J. Phys.* 60 (1982) 581.
- [91] E.A.G. Armour, *Phys. Rev. Lett.* 48 (1982) 1578. ***.
- [92] E.A.G. Armour, *J. Phys. B: Atom. Mol. Phys.* 16 (1983) 1295.
- [93] E. Fermi and E. Teller, *Phys. Rev.* 72 (1947) 399. ***.
- [94] A.J. Wightman, *Phys. Rev.* 77 (1950) 521.
- [95] R.F. Wallis, R. Herman and H.W. Milnes, *J. Molec. Spectrosc.* 4 (1960) 51.
- [96] M.H. Mittelman and V.P. Myerscough, *Phys. Lett.* 23 (1966) 545.
- [97] J.E. Turner and K. Fox, *Phys. Lett.* 23 (1966) 547.
- [98] J.M. Levy-Leblond, *Phys. Rev.* 153 (1967) 1.
- [99] W. Byers Brown and R.E. Roberts, *J. Chem. Phys.* 46 (1967) 2006.
- [100] C.A. Coulson and M. Walmley, *Proc. Phys. Soc. Lond.* 91 (1967) 31.
- [101] O.H. Crawford, *Proc. Phys. Soc. Lond.* 97 (1967) 279.
- [102] J.E. Turner, *J. Am. Phys. Soc.* 45 (1977) 758.
- [103] A.K. Bhatia and R.J. D rachman, *Comment. Atom. Mol. Phys.* 22 (1989) 281.
- [104] L.I. Ponomarev, *Contemporary Physics* 31 (1990) 219.
- [105] P. Froelich, *Advances in Physics* 41 (1992) 405. ***.
- [106] H. Semat and J.R. Albritton, *Introduction to Nuclear Physics*, Fifth Edition (Chapman and Hall, London, 1973).
- [107] E.A. Vesman, *Zh. Eksp. Teor. Fiz. Pisma* 5 (1967) 113 (*Sov. Phys. JETP Lett.* 5 (1967) 91).
- [108] S.S. Gershtein and L.I. Ponomarev, *Phys. Lett. B* 72 (1977) 80. ***.
- [109] S.I. Vinitsky and L.I. Ponomarev, *Fiz. elem. Chastits at. Yadra* 13 (1982) 1336 (*Sov. J. Part. Nucl. Phys.* 13 (1982) 557).
- [110] W. Kols, C.C.J. Roothaan and R.A. Sack, *Rev. Mod. Phys.* 32 (1960) 178.
- [111] A.K. Bhatia and R.J. D rachman, *Phys. Rev. A* 30 (1984) 2138.
- [112] V.I. Korobov, I.V. Puzynin and S.I. Vinitsky, *Phys. Lett. B* 196 (1987) 272.
- [113] S. Hara, T. Ishihara and N. Toshima, *Muon Catal Fusion* 1 (1987) 277.
- [114] C.Y. Hu, *Phys. Rev.* 36 (1987) 4135.
- [115] P. Petelenz and V.H. Smith Jr., *Phys. Rev. A* 36 (1987) 4078.
- [116] K. Szalewicz, W. Kols, H.J. Monkhorst and A. Scrinzi, *Phys. Rev.* 36 (1987) 5494.
- [117] M. Kamimura, *Phys. Rev. A* 38 (1988) 621.
- [118] S.A. Alexander and H.J. Monkhorst, *Phys. Rev.* 38 (1988) 26.
- [119] Z. Zhen, *Phys. Rev.* 41 (1990) 87.

- [120] R D .Poshusta, J.Phys.B:At.M ol.Phys.18 (1985) 1887.
- [121] A M .Frolov and D M .Bishop, Phys.Rev.A 45 (1992) 6236.
- [122] A M .Frolov and A J.Thakkar, Phys.Rev.A 46 (1992) 4418.
- [123] A .M artin, J-M .Richard and T.T.W u, Phys.Rev.A 46 (1992) 3697.***.
- [124] M .Dyneykhan and G V .E m ov, Few-Body Syst.16 (1994) 59.
- [125] T K .Rebane, Optics and Spectroscopy 79 (1995) 79.
- [126] S.K ais and A .Shi, Phys.Rev.A 62 (2000) 060502.
- [127] T K .Rebane and A V .Filensky, Phys.At.Nuclei 65 (2002) 44.
- [128] A .O re, Phys.Rev. 73 (1948) 1313.
- [129] Z S.Popovic and F R.Vukajlovic, Phys.Rev.A 36 (1987) 1936.
- [130] E A .Hylleraas, Z.Phys. 54 (1929) 347.
- [131] V .Fock, Z.Phys. 63 (1930) 855.
- [132] V .G laser, H .G rosse, A .M artin, and W .Thirring, in M athem aticalP roblem s in T heoretical P hysics, P roceedings Int. C onf. M athem atical P hysics,Lausanne 1979, ed. K .O sterwalder (Lectures Notes in Physics, vol.116, Springer-Verlag, Berlin, 1980).
- [133] T K .Rebane, Sov.Phys.JETP 71 (1990) xxxx.
- [134] A .M artin, J-M .Richard and T.T.W u, Phys.Rev.A 52 (1995) 2557.
- [135] A .K rikeb, A .M artin, J-M .Richard and T.T.W u, Few-Body System s 29 (2000) 237.
- [136] J D .Baker, D E .Freund, R N .H ill, and J D .M organ, Phys.Rev.A 41 (1990) 1247.
- [137] I A .Ivanov, Phys.Rev.A 51 (1995) 1080; A 52 (1995) 1942.
- [138] H .H ogreve, J.Chem .Phys. 98 (1993) 5579.
- [139] A .K rikeb, These de l'U niversite C laude B ernard(Lyon 1 (2001) unpublished.
- [140] R .Bertlmann and A .M artin, Nucl.Phys.B 168 (1980) 11.
- [141] S.Nussinov and M .A .Lampert, Phys.Rept. 362, 193 (2002).
- [142] Particle Data Group, Review of Particle Properties, (2002).
- [143] J-M .Richard, J.Frohlich, G M .G raf, and M .Seifert, Phys.Rev.Lett. 71 (1993) 1332.
- [144] L.Pauling and E .Bright W ilson, Introduction to Q uantum M echanics, (M cG raw-H ill, N .Y ., 1935).
- [145] G .Karl, Phys.Rev.A 49 (1994) 799.
- [146] S.Bubin and L .Adam owicz, J.Chem .Phys.118 (2003) 3079.
- [147] W .K obs and L .W ohniewicz, Phys.Rev.Lett. 20 (1968) 243.
- [148] A .O re, Phys.Rev. 70 (1946) 90.
- [149] E A .Hylleraas and A .O re, Phys.Rev. 71 (1947) 493.***.
- [150] P M .K ozlowski and L .Adam owicz, Phys.Rev.A 48 (1993) 1903.
- [151] K .Varga, J.U sukura and Y .Suzuki, Phys.Rev.Lett. 80 (1998) 1876.***.
- [152] D .Bressanini, M .M ella and G .M orosi, Phys.Rev.A 55 (1997) 200.
- [153] T K .Rebane and N D .Markoski, Optics and Spectroscopy 89 (2000) 667.
- [154] A .O re, Phys.Rev. 71 (1947) 913.
- [155] J.U sukura, K .Varga and Y .Suzuki, Phys.Rev.A 58 (1998) 1918.
- [156] D .M .Schrader and J.M oxom , A ntin atter C ompounds, in New D irections in A ntin atter C hem istry and Physics, ed.C M .Surko and F .G ianturco (K luer, 2001).
- [157] A .O re, Phys.Rev. 83 (1951) 665.
- [158] P B .Navin, D M .Schrader, and C F .Lebeda, Phys.Rev.A 9 (1974) 2248.
- [159] D M .Schrader, F M .Jacobsen, N P .Frandsen, and U .M ikkelsen, Phys.Rev.Lett. 69 (1992) 57, 2880 (E).
- [160] Y K .H o, Phys.Rev.A 17 (1978) 1675.

- [161] D. Bressanini, M. Mella and G. Morosi, Phys. Rev. A 57 (1998) 4956.
- [162] D. Bressanini, M. Mella and G. Morosi, Phys. Rev. A 57 (1996) 1678.
- [163] K. Strasburger and H. Chojacki, J. Chem. Phys. 108 (1998) 3218.
- [164] G. G. Ryzhikh, J. M. Itroy and K. Varga, J. Phys. B: At. Mol. Opt. Phys. 31 (1998) 3965.
- [165] Nan Jiang and D. M. Schrader, Diffusion quantum Monte-Carlo calculation of the binding energy and annihilation rate of positronium hydride, PSH, J. Chem. Phys. 109 (1998) 9430.
- [166] Zong-Chao Yan and Y. K. Ho, Phys. Rev. A 59 (1999) 2697.
- [167] J.-M. Richard, Phys. Rev. A 49 (1994) 3537.
- [168] J.-M. Richard, Few-Body Systems 31 (2002) 107.
- [169] E. A. G. Armour and C. W. Chamberlain, Few-Body Systems 31 (2002) 101.
- [170] J. Adamowski, S. Bednarek and M. Sućzynski, Solid State Commun. 9 (1971) 2037; Phil. Mag. 26 (1972) 143.
- [171] K. Varga, S. Fleck and J.-M. Richard, Europhys. Lett. 37 (1997) 183. ***.
- [172] M. V. Zhukov, B. V. Danilin, D. V. Fedorov, J. M. Bang, I. S. Thompson, and J. S. Vaagen, Phys. Rep. 231 (1993) 151.
- [173] J.-M. Richard and S. Fleck, Phys. Rev. Lett. 73 (1994) 1464.
- [174] J. Goy, J.-M. Richard, and S. Fleck Phys. Rev. A 52 (1995) 3511.
- [175] S. Moszkowski, S. Fleck, A. Kriek, L. Theufl, J.-M. Richard, and K. Varga, Phys. Rev. A 62 (2000) 032504.
- [176] L. H. Thomas, Phys. Rev. 47 (1935) 903; A. Delno, K. Adhikari, L. Tomio and T. Frederico, Phys. Rev. C 46 (1992) 471.
- [177] V. E. Mov, Phys. Lett. 33B (1970) 560; Sov. J. Nucl. Phys. 12 (1971) 581; R. N. Amado and R. V. Noble, Phys. Lett. 35B (1971) 25; Phys. Rev. D 5 (1972) 1992; S. Alberio, R. H. H. Kohn and T. T. Wu, Phys. Lett. 83A (1981) 101; D. V. Fedorov and A. S. Jensen, Phys. Rev. Lett. 71 (1993) 4103.
- [178] K. Varga, Few-Body Systems Suppl. 10 (1999) 11 (Proc. 16th European Conference on Few-Body Problems in Physics, Autrans, France, June 1998, ed. B. Desplanques et al.).
- [179] J.-M. Richard, Talk at the XVIII European Few-Body Conference, Bled, Slovenia, Sept. 2002, to appear in Few-Body Systems Suppl., ed. M. Rosina et al. (Springer-Verlag, Vienna).
- [180] J. Usukura, Y. Suzuki and K. Varga, Phys. Rev. B 59, 5652 (1999).
- [181] K. Varga, Phys. Rev. Lett. 83 (1999) 5471.
- [182] J. Zs. M. Zei, J. M. Itroy, R. G. Lovas, and K. Varga, Phys. Rev. A 64 (2001) 032501.
- [183] S. Fleck and J.-M. Richard, Few-Body Systems 19 (1995) 19.
- [184] K. Varga and Y. Suzuki, Phys. Rev. C 52 (1995) 2885. ***.
- [185] F. J. Dyson and A. Lenard, J. Math. Phys. 8 (1967) 423.
- [186] J. G. Conlon, Proc. 9th Int. Cong. Math. Phys., Swansea, Wales, 1988 (B. Simon et al., eds.) Hilger (Bristol) 1989; J. G. Conlon, E. H. Lieb and H. T. Yau, Comm. Math. Phys. 116 (1988) 417.
- [187] A. Watson, Science 271 (1996) 147.
- [188] G. Baure et al., Phys. Lett. B 368, 251 (1996).
- [189] G. Blanford et al. (E862), Phys. Rev. Lett. 80, 3037 (1998).
- [190] M. Amoretti et al., Nature 419 (2002) 456.
- [191] M. Charlton, J. Eades, D. Horvath, R. J. Hughes and C. Zimmermann, Phys. Rep. 241 (1994) 65.
- [192] M. H. Holzschetter et al., Nucl. Phys. B (Proc. Suppl.) 56 (1997) 336.
- [193] M. H. Holzschetter and M. Charlton, Rep. Prog. Phys. 62 (1999) 1.

- [194] G. Gabrielse, *Adv. At. Mol. Phys.* 45 (2001) 1.
- [195] G. Gabrielse, N. S. Bowden, P. Oxley, A. Speck, C. H. Storry, J. N. Tan, M. Wessels, D. Grzonka, W. Oelert, G. Schepers, T. Seifick, J. Walz, H. Pittner, T. W. Hansch and E. A. Hassels, *Phys. Rev. Lett.* 89 (2002) 213401, 233401.
- [196] R. J. Hughes, *Contemp. Phys.* 34 (1993) 177.
- [197] S. W. Schweber, *An Introduction to Relativistic Field Theory*, Harapp and Row : New York and London 1964.
- [198] N. E. Mavromatos, *Nucl. Instrum. Meth. B* 214, 1 (2004), hep-ph/0305215.
- [199] S. Weinberg, *Gravitation and Cosmology: Principles and Applications of the General Theory of Relativity*, Chap. 3. Wiley and Sons: New York 1972.
- [200] E. Klempt, F. Bradamante, Anna Martin, and J.-M. Richard, *Phys. Rep.* 368 (2002) 119.
- [201] C. Batty, E. Friedman, and A. Gal, *Phys. Rept.* 287, 385 (1997).
- [202] T. Yamazaki, N. Morita, R. Hayano, E. Widmann, and J. Eades, *Phys. Rept.* 366, 183 (2002).
- [203] R. S. Hayano, E. Widmann et al. (Eds.), *Proceedings of 8th International Conference on Low-Energy Antiproton Physics (LEAP 03)*, Yokohama, Japan, 3-7 Mar 2003. *Nucl. Instrum. Meth.*, in particular the contributions by V. Korobov and Y. Kikino.
- [204] A. Martin and V. Korobov, private communication, and work in progress.
- [205] G. Gabrielse, *Adv. in Atom. Mol. and Opt. Phys.* (2004) in press.
- [206] B. R. Junker and J. N. Bardsley *Phys. Rev. Lett.* 28 (1972) 1227.
- [207] D. L. Morgan and V. W. Hughes *Phys. Rev. A* 7 (1973) 1811.
- [208] W. Kolos, D. L. Morgan, D. M. Schrader and L. Wolniewicz, *Phys. Rev. A* 11 (1975) 1792.
- [209] R. I. Campeanu and T. Beu, *Phys. Lett. A* 93 (1983) 223.
- [210] G. V. Shlyapnikov, J. T. M. Walraven and E. L. Surkov, *Hyperfine Interactions* 76 (1993) 31.
- [211] E. A. G. Armour and J. M. Carr, *Nucl. Instrum. Methods B* 143 (1998) 218.
- [212] E. A. G. Armour, V. Zeman and J. M. Carr, *J. Phys. B: At. Mol. Opt. Phys.* 31 (1998) L679.
- [213] E. A. G. Armour and V. Zeman, *Int. J. Quant. Chem.* 74 (1999) 645.
- [214] E. A. G. Armour and C. W. Chamberlain, *New Directions in Antimatter Chemistry and Physics in Italics*, eds. C. M. Surko and F. A. Gianturco, (Kluwer Academic Press, 2001), p 53.
- [215] E. A. G. Armour and C. W. Chamberlain, *J. Phys. B: At. Mol. Opt. Phys.* 35 (2002) L489.***.
- [216] S. Jonsell, *Exotic states of matter*, PhD thesis (1999), Uppsala University.
- [217] P. Froelich, S. Jonsell, A. Saenz, B. Zygelman and A. Dalgamo, *Phys. Rev. Lett.* 84 (2000) 4577.
- [218] S. Jonsell, A. Saenz and P. Froelich, *Nuclear Physics A* 663 (2000) 959c.
- [219] S. Jonsell, A. Saenz, P. Froelich, B. Zygelman and A. Dalgamo, *Phys. Rev. A* 64 (2001) 052712.
- [220] S. Jonsell, A. Saenz, P. Froelich, B. Zygelman and A. Dalgamo, *J. Phys. B: Atom Mol. Opt. Phys.* 37 (2004) 1195.
- [221] B. Zygelman, A. Saenz, P. Froelich and S. Jonsell, *Phys. Rev. A* 69 (2004) 042715.***.
- [222] P. Froelich, B. Zygelman, A. Saenz, S. Jonsell, S. Eriksson and A. Dalgamo, *Few-Body Systems* 34 (2004) 63.
- [223] P. A. Sinha and A. S. Ghosh, *Europhys. Lett.* 49 (2000) 558.
- [224] A. Yu. Voronin and J. Carbonell, *Nuclear Physics A* 689 (2001) 529c.

- [225] K. Strasburger, J. Phys. B: At. Mol. Opt. Phys. 35 (2002) L435.
- [226] D. Bressanini, G. M. Orosi, L. Bertini and M. Mella, Few-Body Systems 31 (2002) 199.
- [227] Y. K. Ho, Phys. Rev. A 34 (1986) 609.
- [228] I. Shimamura, Phys. Rev. A 46 (1992) 3776.
- [229] E. A. G. Armour, C. W. Chamberlain, Y. Liu and G. D. R. Martin, Nuc. Int. and Meth. B 221 (2004) 1.
- [230] K. Strasburger and H. Chojacki, Phys. Rev. Lett. 88 (2002) 163201.
- [231] P. K. Sinha and A. S. Ghosh, Phys. Rev. A 68 (2003) 022504.
- [232] L. M. Aiani and R. A. Ricci (Eds.), Symposium in Honor of Antonino Zichichi to Celebrate the 30th Anniversary of the Discovery of Nuclear Antimatter, 18 Dec 1995, Bologna, Italy, Italian Physical Society Conference Proceedings 53, Bologna, 1996.
- [233] D. A. Kleinmann, Phys. Rev. B 28 (1983) 871.
- [234] V. Korobov, J. M. Richard, [arXiv:physics/0406140](https://arxiv.org/abs/physics/0406140).
- [235] J. Mitroy and S. A. Novikov, Phys. Rev. A 70 (2004) 032511.
- [236] L. Bertini, M. Mella, D. Bressanini, and G. M. Orosi Phys. Rev. A 69, 042504 (2004).
- [237] G. Karl and Novikov, Phys. Rev. D 51 (1995) 5069; 55 (1997) 4496 (E).
- [238] C. Quigg and J. L. Rosner, Phys. Rep. 56 (1979) 167.
- [239] K. Yang and M. de Liano, Am. J. Phys. 57 (1989) 57.
- [240] H. Grosse and A. Martin, Particle physics and the Schrodinger equation, Cambridge, UK: Univ. Pr. (1997) 167 p. (Cambridge monographs on particle physics, nuclear physics and cosmology. 6).
- [241] K. Frankowski and C. L. Pekeris, Phys. Rev. 146, 46 (1966).
- [242] A. J. Thakkar and T. Koga, Phys. Rev. A 50, 854 (1994).
- [243] A. J. Thakkar and V. H. Smith, Jr., Phys. Rev. A 15, 1 (1977).
- [244] A. M. Frolov, Phys. Rev. E 64, 036704 (2001).
- [245] S. P. Goldman, Phys. Rev. A 57, R677 (1998).
- [246] F. W. King, J. Chem. Phys. 99 (1993) 3622.
- [247] V. S. Zotev and T. K. Rebane, Phys. Rev. A 65 (2002) 062501.
- [248] F. E. Harris, J. Chem. Phys. 120 (2004) 9974.
- [249] G. W. F. Drake, Zhong-Chao Yan, Chem. Phys. Lett. 229, 486 (1994).
- [250] M. Hesse and D. Baye, J. Phys. B: At. Mol. Opt. Phys. 34 (2001) 1425.
- [251] A. M. Frolov, Phys. Rev. A 57 (1998) 2436.
- [252] E. Hiyama, Y. Kikino and M. Kamimura, Prog. Part. Nucl. Phys. 51 (2003) 223.
- [253] K. Varga and Y. Suzuki, Phys. Rev. A 53 (1996) 1907.
- [254] Y. Suzuki and K. Varga, Lect. Notes Phys. (Springer-Verlag) M 54, 1 (1998).
- [255] J. Macek and K. A. Jerjian, Phys. Rev. A 33 (1986) 233.
- [256] A. M. Frolov, J. Phys. B: At. Mol. Phys. 19 (1986) 2041.
- [257] M. Fabre de la Ripelle, M. I. Haftel, and S. Y. Larsen Phys. Rev. A 44, 7084-7091 (1991).
- [258] M. Decker, W. Sandhas and V. B. Belyaev, Phys. Rev. A 53 (1996) 726.
- [259] C. D. Lin, Phys. Rep. 257 (1995) 1.
- [260] O. I. Tolstikhin, S. Watanabe, and M. Matsuzawa Phys. Rev. Lett. 74, 3573-3576 (1995).
- [261] L. D. Faddeev, Sov. Phys. JETP 12 (1961) 1014.
- [262] J. M. Richard, Phys. Rep. 212 (1992) 1.
- [263] S. P. Merkuriev, C. Gignoux and A. Laverne, Ann Phys. (N.Y.) 99 (1976) 30.
- [264] N. Metropolis, A. W. Rosenbluth, M. N. Rosenbluth, A. M. Teller, E. Teller, J. Chem. Phys. 21 1087 (1953).

- [265] P. J. Reynolds, D. M. Ceperley, B. J. Alder, and W. A. Lester, Jr., *J. Chem. Phys.* 77 5593 (1982).
- [266] L. Bertini, M. Mella, D. Bressanini and G. Morosi, *J. Phys. B: At. Mol. Opt. Phys.* 34 (2001) 257.
- [267] J. Komasa, W. Cencek and J. Rychlewski, *Phys. Rev. A* 52 (1995) 4500.
- [268] M. Mella, G. Morosi and D. Bressanini, *J. Chem. Phys.* 111 (1999).
- [269] M. Homann-Ostenhof, T. Homann-Ostenhof and W. Thirring, *J. Phys. B: At. Mol. Phys.* 11 (1978) L571.
- [270] J. Hiller, J. Sucher and G. Feinberg, *Phys. Rev. A* 18 (1978) 2399.
- [271] R. J. Drachman, *J. Phys. B: At. Mol. Phys.* 14 (1981) 2733.
- [272] G. W. F. Drake, *Phys. Rev. A* 45 (1992) 70.
- [273] M. Born and J. R. Oppenheimer, *Annalen. der Physik* 84 (1927) 183.
- [274] W. Kolb and L. Wolniewicz, *Rev. Mod. Phys.* 35 (1963) 473.
- [275] R. T. Pack, *Phys. Rev. A* 32 (1985) 2022.
- [276] E. A. G. Armour, *J. Chem. Soc., Faraday Trans.* 93 (1997) 1011.
- [277] V. Zeman, E. A. G. Armour and R. T. Pack, *Phys. Rev. A* 61 (2000) 052713.
- [278] G. Hunter, B. F. Gray and H. O. Pritchard, *J. Chem. Phys.* 45 (1966) 3806; *Ibid.* 46 (1967) 2146, 2153.
- [279] D. M. Chase, *Phys. Rev.* 104 (1956) 838.
- [280] E. S. Chang and A. Temkin, *Phys. Rev. Lett.* 23 (1969) 399.
- [281] N. F. Lane, *Rev. Mod. Phys.* 52 (1980) 29.
- [282] E. A. G. Armour, *Phys. Reports* 169 (1988) 1.
- [283] H. Eyring, J. Walter and G. E. Kimball, *Quantum Chemistry*, Wiley, New-York & London, 1963.
- [284] P. J. E. Peebles, *Quantum Mechanics* (Princeton U. Press, Princeton, 1992).
- [285] G. W. Kellner, *Z. Physik* 44 (1927) 91.