

# Understanding the temperature and the chemical potential using computer simulations

Jan Tobochnik\*

*Department of Physics, Kalamazoo College, Kalamazoo, Michigan 49006*

Harvey Gould<sup>†</sup>

*Department of Physics, Clark University, Worcester, Massachusetts 01610*

Jonathan Machta<sup>‡</sup>

*Department of Physics, University of Massachusetts, Amherst, Massachusetts 01003*

*Received Date: 10/13/04 Accepted Date: 10/26/04 Index Code: 2.70, 5.20, 5.70*

## Abstract

Several Monte Carlo algorithms and applications that are useful for understanding the concepts of temperature and chemical potential are discussed. We then introduce a generalization of the demon algorithm that measures the chemical potential and is suitable for simulating systems with variable particle number.

## I. INTRODUCTION

There are several physical quantities in thermal physics that are difficult to understand because their operational definitions involve sophisticated reasoning. For example, what is temperature and what is the best way to introduce it? One way to introduce the temperature is to invoke kinetic theory or the equipartition theorem and take the temperature to be proportional to the mean kinetic energy per particle of a system. However, the use of simple kinetic theory involves many approximations, which can lead to doubt and confusion in the minds of many students as to the generality of the relation between the temperature and kinetic energy. Others will say that temperature is a measure of internal energy, and some will define the temperature as what a thermometer measures. However, the latter definition requires a long and subtle argument about how the change in some property of a thermometer (such as the volume of a column of mercury) can be calibrated.

To understand the role of temperature, it is necessary to realize that when two objects at different temperatures are brought into thermal contact, energy is transferred from the hotter object to the colder object until the temperature of the two objects becomes the same. Temperature is a measure of how easy it is for an object to give up its energy. The higher the temperature, the easier it is. It is a fact of nature that this single quantity determines the direction of energy transfer in systems near equilibrium.

The nature of the chemical potential is even more obscure for beginning students of statistical physics.<sup>1</sup> Unlike temperature, the chemical potential is not familiar from everyday life. The chemical potential determines the direction of transfer of particles between systems that can exchange particles. The higher the chemical potential, the easier it for an object to give up particles.

When discussing abstract concepts, it is useful to think in terms of a simple model in order to strip away complicating factors that accompany actual measurements but are tangential to conceptual understanding. For example, we use ideal clocks and meter sticks when discussing time and space. For this reason, it would be useful to have an ideal thermometer.

In this paper we will introduce an ideal thermometer in the context of computer simulations of thermal systems. We also will discuss a new simulation algorithm that can be used to measure the chemical potential. The latter is based on a generalization of the demon algorithm introduced by Cruetz.<sup>2</sup>

## II. THE DEMON ALGORITHM

Computer simulations provide a vehicle for understanding many of the key concepts in statistical mechanics. Most simulations are based on either Monte Carlo or molecular dynamics algorithms.<sup>3</sup> In Monte Carlo simulations the configurations are sampled according to the appropriate probability distribution, and averages are computed from these configurations. One of the most influential Monte Carlo algorithms is the Metropolis algorithm whose 50th anniversary was celebrated in 2003.<sup>4</sup> This algorithm simulates a system at constant temperature  $T$ , volume  $V$ , and number of particles  $N$ , that is, it samples configurations in the canonical ensemble. We summarize it here so that the reader can see how it relates to the demon algorithm which we will describe next.

1. Begin with an arbitrary initial configuration with the desired values of  $V$  and  $N$ . If the system consists of particles, the configuration would specify the positions of the particles. If the system were a lattice of spins, the configuration would consist of the orientation of each spin.
2. Make a trial change such as moving a particle at random or flipping a spin and compute the change in energy,  $\Delta E$ .
3. If  $\Delta E \leq 0$  or if  $r \leq e^{-\beta\Delta E}$ , where  $r$  is a random number uniformly distributed in the unit interval, then accept the change. Otherwise, reject the change, but include the unchanged configuration in the system averages. Here  $\beta = 1/kT$  and  $k$  is Boltzmann's constant.
4. Repeat steps 2 and 3 and compute various averages and their statistical uncertainties periodically. Allow the system to equilibrate before computing averages.

Once the system has reached equilibrium, the Metropolis algorithm produces configurations that occur with a probability proportional to the Boltzmann distribution.

In the Metropolis algorithm the temperature is an input parameter, and we cannot obtain much insight into its nature by using this algorithm. We now describe the demon algorithm for which the energy is an input parameter and temperature is measured, thus providing a way of thinking about the temperature. In this algorithm one extra degree of freedom, called the demon, can exchange energy with the system of interest, and the energy of the

system plus the demon is kept constant. The demon satisfies only one constraint, namely, its energy,  $E_d$ , satisfies  $E_d \geq 0$ . Thus, the demon algorithm samples configurations in the microcanonical or constant energy ensemble.

The steps of the demon algorithm can be summarized as follows:

1. Begin with an arbitrary initial configuration with the specified parameters,  $E$ ,  $V$ , and  $N$ . Obtaining such a configuration is usually more difficult than determining an initial configuration for the Metropolis algorithm. For simplicity, we usually set  $E_d = 0$ , but we may give it any (positive) value such that the total energy  $E$  has the desired value.<sup>5</sup>
2. Make a trial change in the system and compute the change in energy,  $\Delta E$ .
3. If  $\Delta E < E_d$ , accept the change, and subtract  $\Delta E$  from  $E_d$ . Otherwise, reject the change, but include the unchanged configuration as the new configuration.
4. Repeat steps 2 and 3 as in the Metropolis algorithm. In addition, accumulate data for the histogram of demon energies,  $H(E_d)$ , after each Monte Carlo step per particle or lattice site.

Note that an immediate advantage of the demon algorithm is that fewer random numbers and no computationally expensive calculations of the exponential function are needed. Thus, for some calculations the demon algorithm can be much faster than the Metropolis algorithm.<sup>2</sup>

We now discuss why the demon acts as an ideal thermometer. The latter should be as small as possible so that it does not affect the system of interest, and should have a convenient macroscopic property that changes in a well defined way with the temperature. The demon satisfies both conditions. If the system of interest has many degrees of freedom, the demon is a small perturbation of order  $1/N$  on the system. As  $N$  increases, the demon becomes less significant, and thus the demon becomes an ideal measuring device. The demon exchanges energy with the system, but does not change its energy very much.

To relate the properties of the demon to the temperature, we can go back to the fundamental definition of temperature,

$$\frac{1}{T} = \frac{\partial S}{\partial E}, \tag{1}$$

where  $S(E)$  is the entropy and  $E$  is the energy of the system. The entropy in the micro-canonical ensemble is defined in terms of the number of states of the system with energy  $E$ ,  $\Omega(E)$ :

$$S(E) = k \ln \Omega(E). \quad (2)$$

The basic principle of statistical mechanics is that all states with the same energy are equally likely, and because the demon can have only one state for each of its possible energy values, it follows that the probability of finding the demon with energy  $E_d$  is proportional to the number of states of the system at energy  $E$ ,

$$P(E_d) \propto \Omega(E). \quad (3)$$

Note that  $E_d$  and  $E$  are linearly related because  $E + E_d$  is held fixed during the simulation.

We can now determine the number of accessible states in terms of the entropy and its derivative:

$$\Omega(E) = \exp[S(E)/k] = \exp \left[ S(E + E_d)/k - E_d \frac{\partial S(E)}{\partial E} + \dots \right]. \quad (4)$$

In the limit  $E_d \ll E$  we can ignore higher terms in the Taylor expansion of the entropy. From the definition of the temperature, Eq. (1), and the fact that  $S(E + E_d)$  is a constant, we find,

$$P(E_d) \propto e^{-\beta E_d}. \quad (5)$$

Thus a plot of  $\ln P(E_d)$  versus  $E_d$  will be a straight line with a slope of  $-\beta$ . Hence, the demon measures the temperature without disturbing the system of interest. Moreover, the mean value  $\langle E_d \rangle = kT$  for any dimension if the demon energy distribution is continuous.<sup>6</sup> Note that Eq. (5) is simply the Boltzmann probability for a system at temperature  $T$  to be in a microstate with energy  $E_d$ .

By thinking about how the demon works, we can develop an intuition about temperature. For example, high temperatures or small  $\beta$  implies that it is easy for the demon to obtain energy from the system, and hence a plot of  $\ln P(E_d)$  versus  $E_d$  would have a shallow slope. At low temperatures the system has difficulty giving up energy and thus the slope of  $\ln P(E_d)$  would be steep. We also can see that the temperature is an intensive quantity. If we increase the size of the system (doubling the volume and number of particles for example), the internal energy would double, but the temperature would be unchanged. From the perspective of

the demon, the changes in the energy during trial moves do not depend on the size of the system, and thus there is no reason why the energy distribution of the demon should change, and hence the temperature measured by the demon is independent of the size of the system.

For many purposes the equipartition theorem provides a way of defining or determining the temperature. The theorem states that for a classical system in equilibrium with a heat bath at temperature  $T$ , the mean value of each contribution to the total energy that is quadratic in a coordinate in phase space is  $\frac{1}{2}kT$ . Thus, for an ideal monatomic gas of  $N$  particles in three dimensions, the total internal energy is given by  $3NkT/2$ . However, students frequently do not appreciate that this relation holds only for quadratic degrees of freedom and only for classical systems. The equipartition theorem also is independent of the interactions, if any, between the particles, a fact that is obscured by the usual derivations of the theorem for an ideal gas.

We can easily demonstrate the nature of the equipartition theorem by applying the demon algorithm to the ideal gas for which the kinetic energy of a particle is given by  $\epsilon(p) = p^2/2m$ . In this case the trial moves are changes in the momentum  $p$  of a particle. Figure 1 shows the demon probability distribution for an ideal gas of  $N = 100$  particles in one and two dimensions. We find  $\langle E/N \rangle = (1/2)kT$  for  $d = 1$  and  $\langle E/N \rangle = kT$  for  $d = 2$ , consistent with the predictions of the equipartition theorem to within a few percent. The agreement could be improved by running for more than only 3000 Monte Carlo steps per particle and by eliminating some of the higher energy results which have more scatter. Also for these higher energies the demon energy has become a significant fraction of the total energy, and hence the Boltzmann distribution becomes less applicable because of finite size effects.

We can easily modify the simulation by assuming relativistic particles so that the kinetic energy of a particle is proportional to its momentum, that is,  $\epsilon \propto p$ . In this case the demon algorithm still produces a linear plot for  $\ln P(E_d)$  versus  $E_d$ , but the temperature derived from this plot is not the same as that given by the kinetic energy per particle of the system. Instead if  $\epsilon \propto p$ , each momentum degree of freedom contributes  $kT$  to the mean energy. For a two-dimensional relativistic gas we find that  $T = 0.503$  from the demon energy distribution (see Fig. 1), but  $\langle E \rangle/N = 0.995$ , which is consistent with our expectation, but not with the usual statement of the equipartition theorem.

Even though the internal energy is a function of temperature, these two concepts play different roles in thermodynamics. Often students say that the temperature is a measure of

the internal energy. Some textbooks use the term thermal energy to refer to  $kT$ . However, it is less confusing to students if the difference between the concepts of energy and temperature is emphasized. Temperature is a measure of the ability of a system to take on energy by heating or cooling. Clearly, it has a conceptual role that is distinct from any form of energy.

There are many systems that have no kinetic energy at all and yet these systems have a well defined temperature. For example, the Ising model of magnetism assumes that the internal energy of a configuration of spins in the absence of an external magnetic field is

$$E = -J \sum_{\langle ij \rangle} s_i s_j, \quad (6)$$

where  $J$  is the coupling constant, which is usually set equal to unity in a simulation, and  $s_i = \pm 1$ ; the index  $i$  denotes the lattice site. The notation  $\langle ij \rangle$  indicates that the sum is over nearest neighbor pairs of spins. The demon algorithm can be applied to the Ising model, and indeed that was its first use.<sup>2</sup> Trial changes are made by choosing a spin at random and attempting to flip it. In Fig. 2 we show a plot of  $\ln P(E_d)$  versus  $E_d$  for the one-dimensional Ising model. Note that the possible values of the demon energy are multiples of 2, because flipping a spin can only change the energy by 0, 2, or 4.<sup>7</sup> The value of the slope of the fitted line in Fig. 2 implies that the temperature is approximately 0.625. The mean system energy per spin is found to be  $-0.801$  (in units for which  $J = 1$ ). As is well known the energy increases with temperature, but the dependence is not linear.

As we have mentioned, the probability distribution of the demon is not a perfect exponential for larger values of  $E_d$  because of finite size effects that exist in any simulation. The reason goes back to the derivation of the Boltzmann distribution. In such a derivation the system of interest is assumed to be small so that its energy fluctuations are much smaller than the fluctuations of the energy of the heat bath with which it is in thermal contact. In our simulations the demon plays the role of the system of interest, and the simulated system plays the role of the heat bath. As we have seen it is possible for the demon to obtain a significant fraction of the energy of the system. An example of this curvature can be seen in the plot in Fig. 3 of  $\ln P(E_d)$  for larger  $E_d$ ; in this simulation  $N = 10$  and the mean energy of the demon is 1.68, which is 16.8% of the total energy of the system.

Another desirable feature of the demon algorithm is that it can be used in conjunction with other simulations. We could add the demon algorithm to a Metropolis or MD simulation and measure the temperature with the demon and compare it to other measures of the

temperature.

### III. THE CHEMICAL POTENTIAL DEMON

Just as temperature measures the ability of a system to transfer energy to another system and pressure is a measure of the ability of a system to transfer volume, the chemical potential is a measure of the ability of a system to transfer particles. Two systems in thermal and particle equilibrium will come to the same temperature and the same chemical potential.

The chemical potential can be measured using the Metropolis algorithm and the Widom insertion method.<sup>8</sup> From thermodynamics we know that

$$\mu = \left( \frac{\partial F}{\partial N} \right)_{V,T} = -kT \ln \frac{Z_{N+1}}{Z_N} \quad (7)$$

in the limit  $N \rightarrow \infty$ , where  $F$  is the Helmholtz free energy and  $Z_N$  is the  $N$ -particle partition function. The ratio  $Z_{N+1}/Z_N$  is the average of  $e^{-\beta\Delta E}$  over all possible states of the added particle with added energy  $\Delta E$ . In a Monte Carlo simulation with Widom insertion we would compute the change in the energy  $\Delta E$  that would occur if an imaginary particle were added to the  $N$  particle system at random for many configurations generated by the Metropolis algorithm. The chemical potential is then given by

$$\mu = -kT \ln \langle e^{-\beta\Delta E} \rangle, \quad (8)$$

where the average  $\langle \dots \rangle$  is over many configurations distributed according to the Boltzmann distribution. Note that in the Widom insertion method, no particle is actually added to the system during the simulation.

If we consider an ideal classical gas and consider only the momentum degrees of freedom, then Eq. (8) would lead to the usual analytical result for  $\mu$  (see Eq. (12)) if we include a factor of  $1/N$  in the argument of the logarithm to account for the indistinguishability factor  $1/N!$  in  $Z_N$ . Because the contribution to the chemical potential due to the momentum degrees of freedom is known exactly, only the position degrees of freedom are retained in typical Monte Carlo simulations of interacting systems, and the chemical potential in Eq. (8) is interpreted as the excess chemical potential beyond the ideal gas contribution.<sup>9</sup>

Although the Widom insertion method gives some insight into the nature of the chemical potential, it is not easy to obtain an intuitive understanding of the chemical potential.<sup>1</sup>



For example, why is the chemical potential negative for a classical ideal gas? A theoretical argument for the sign of the chemical potential is the following.<sup>11</sup> If we add a particle to a closed system at constant volume and energy, we have from the fundamental thermodynamic relation

$$\Delta E = T\Delta S + \mu\Delta N = 0. \quad (9)$$

From Eq. (9) we see that adding a particle with no change in energy,  $\Delta E = 0$  and  $\Delta N = 1$ , can be done only if  $\mu = -T\Delta S$ . Because adding a particle at constant energy and volume can only increase the entropy, we must have  $\mu < 0$ . This argument breaks down for fermions at low temperatures because the low energy states are already filled and thus  $\Delta E \neq 0$ .

To understand the role of the chemical potential, we have extended the demon algorithm so that the demon also can hold particles. If we use the thermodynamic definition of  $\mu$ ,

$$\frac{\mu}{T} = -\frac{\partial S(E, N)}{\partial N}, \quad (10)$$

and follow the derivation of Eq. (5), we can show that the probability that the demon has energy  $E_d$  and  $N_d$  particles is given by:

$$P(E_d, N_d) \propto e^{-\beta(E_d - \mu N_d)}. \quad (11)$$

Thus, the slope of  $\ln P(E_d, N_d)$  versus  $N_d$  for fixed  $E_d$  yields  $\beta\mu$  and the demon serves as an ideal measuring device for the chemical potential. Note that Eq. (11) more generally is the probability of a system at temperature  $T$  and chemical potential  $\mu$  to be in a microstate with  $N_d$  particles and energy  $E_d$ .

For simplicity, we introduce a lattice in phase space, including the momentum degrees of freedom, to do our simulations. The generalized demon algorithm for such a lattice is as follows:

1. Begin with an arbitrary initial configuration with the desired energy  $E$  and number of particles  $N$ . One way to do so is to add one particle at a time to random lattice sites, computing the total energy at each step until we have added  $N$  particles and reached the desired energy. In the simple systems we will consider here, there are many zero energy states so that we can simultaneously obtain the desired  $E$  and  $N$ . Set  $E_d = 0$  and  $N_d = 0$ .
2. Choose a lattice site in the system at random.

3. If there is a particle present at this site, compute the change in energy  $\Delta E$  that would result if the particle were removed. If the demon has sufficient energy, then accept the change, subtract  $\Delta E$  from the demon, and increase  $N_d$  by 1, where  $N_d$  is the number of particles held by the demon. Otherwise, reject the move, but include the unchanged configuration as the new configuration. Go to step 5.
4. If there is no particle present and the demon contains at least one particle, attempt to place a particle at the chosen site by computing the change in energy,  $\Delta E$ , needed to add a particle. If  $\Delta E < E_d$ , then accept the move, subtract  $\Delta E$  from  $E_d$ , and let  $N_d \rightarrow N_d + 1$ . Otherwise reject the move, but include the unchanged configuration as the new configuration.
5. Repeat steps 2–4 and compute various averages and their statistical uncertainties as before. Accumulate data for  $P(E_d, N_d)$  after each Monte Carlo step per lattice site.

As can be seen, these modifications of the usual demon algorithm are straightforward. For dilute systems there is no need to include particle moves as in the original demon algorithm. These moves are not necessary because every such move is equivalent to a particle removal at one site and insertion at another. Thus, all possible configurations can be reached by only using particle insertions and removals. However, for dense systems the probability of adding a particle is so low that particle moves would become necessary to obtain a reasonable exploration of phase space.

We can plot  $\ln P(E_d, N_d)$  versus  $E_d$  for a particular value of  $N_d$  or versus  $N_d$  for a given value of  $E_d$ . The slope of the first plot is  $-\beta$  and the slope of the second is  $\beta\mu$ . Sometimes, there is some curvature in the plot of  $\ln P(E_d, N_d)$  versus  $N_d$ , which makes it difficult to extract the chemical potential. This curvature occurs when the number of particles in the demon becomes a significant fraction of  $N$ .

## IV. SIMULATION RESULTS

### A. Ideal Gas on a Phase Space Lattice

We first consider an ideal classical gas for which the positions and momenta of the particles take on discrete values. For simplicity, we consider one spatial dimension so that we can

visualize the phase space of the system as a two-dimensional lattice. The length of the lattice along the position axis in phase space is the size of the system,  $L$ , but the length in the momentum direction could be infinite. However, we need only to make it large enough so that the probability of a particle having a momentum larger than the extent of our momentum axis is negligible. For our simulations we chose  $L = 1000$  and the momentum axis to extend from  $-10$  to  $10$ . Visual inspection of the particles in phase space showed that the particles were never near the ends of the momentum axis, and thus the extent of the momentum axis was sufficiently large. In order that all energies ( $= p^2/2m$ ) be integers, we set the mass  $m = 1/2$ . In this way each energy index of the array for  $P(E_d, N_d)$  equals a unique value of the energy.

For simplicity, we impose the restriction that no two particles can occupy the same lattice site in phase space. In the dilute limit, this restriction will have a negligible effect on the results, but we will show how the restriction changes our results for high density, low energy systems. In analytical calculations phase space is divided into cells, which is necessary to allow for the counting of states. This imposition is further justified using arguments about the uncertainty principle. A trial move consists of choosing a phase space cell or site at random and either attempting to add a particle if it is empty or attempting to give the particle to the demon if the site is occupied. Because we choose a state not a particle, our algorithm automatically implies the indistinguishability of the particles.

Our lattice model corresponds to a semi-classical model of an ideal gas for which a factor of  $1/N!$  has been included to account for particle indistinguishability.<sup>10</sup> This factor is only accurate in the dilute limit because it allows more than one particle per state.

As far as we know, this lattice model of an ideal gas has not been simulated in an educational context, probably because most calculations can be done analytically. However, by thinking about how the simulations work, we believe that students can obtain a more concrete understanding. For example, setting up phase space as a two-dimensional lattice and showing the configurations can provide an animated visual representation which can help students better understand the meaning of the analytical calculations.

The results for  $\ln P(E_d, N_d)$  versus  $E_d$  and  $N_d$  are shown in Fig. 4 for  $E = 400$ ,  $N = 200$ , and 10000 mcs. We include all the data so the reader will know what to expect. The results for large values of  $E_d$  or  $N_d$  are not accurate because they correspond to probabilities that are too small for the simulation to determine accurately. If we were to run significantly

longer, we would obtain more accurate values. A linear fit to those parts of the data that fall on a straight line leads to  $\beta \approx 0.26$  and  $\beta\mu \approx -2.8$ .

We can compare these simulation results with the analytic result for a one-dimensional ideal gas in the semiclassical limit:

$$\mu = -kT \ln \left[ \frac{L}{N} \left( \frac{2\pi mkT}{h^2} \right)^{1/2} \right], \quad (12)$$

where  $h$  is Planck's constant. Because the position and momentum values are integers in our simulation and the analytical result is derived assuming  $\Delta x \Delta p = h$ , we have  $h = 1$  in our units. Also, we have  $m = 1/2$  and  $k = 1$ . Thus, in our units Eq. (12) reduces to

$$\mu = -T \ln \left[ \frac{L}{N} (\pi T)^{1/2} \right]. \quad (13)$$

Figure 5 shows the chemical potential extracted from the slopes of  $\ln P(E_d, N_d)$  as a function of the density  $\rho = L/N$  for  $E/N = 2$ . All data were generated with at least 1000 mcs, which is sufficient to yield  $\mu$  to within a few percent. As can be seen in Fig. 5, the numerical data is indistinguishable from the analytical results for small  $\rho$ , but deviations occur for larger  $\rho$ , where the analytical value for the chemical potential in Eq. (13) is less than the value from the simulations. The reason is that although the analytical calculation includes the same states as the lattice model, the analytical result also includes states with multiple occupancy, which become important as the density increases. Because the lattice model has fewer states than is included in the analytical calculation, it is more difficult to add a particle to the system, and we should obtain a larger chemical potential (less negative). The increased difficulty in adding particles to the system leads to a higher probability that the demon will have more particles and thus a shallower slope for  $\ln P(E_d, N_d)$  versus  $N_d$ .

We can test this explanation further by changing our simulation so that more than one particle is allowed at any site in phase space. Because the analytical calculation undercounts such states, we expect our simulation to lead to a lower value for the chemical potential than the analytical value. For a dense system with  $L = 1000$ ,  $N = 1000$ , and  $E = 2000$ , we find  $T = 4.1$  and  $\mu = -6.2$ , which is lower than the analytical value of  $-5.2$ . However, for the same conditions with only single particle occupancy allowed, we find  $T = 3.7$  and  $\mu = -3.5$ , which is larger than the analytical value of  $\mu = -4.5$  for this value of  $T$ .

A negative chemical potential means a negative slope for  $\ln P(E_d, N_d)$  versus  $N_d$ . Again we can understand why the chemical potential must be negative. If it were not, then the

probability that the demon has  $N_d$  particles would increase with increasing  $N_d$  instead of decreasing. Although particles can easily move into the demon because it lowers the system's energy to do so, there are many places in phase space for the demon to return particles to the system if the density is small. Any energy the demon receives from taking in a particle can be used to return the particle to the system. Thus, the demon and the system will quickly come to equilibrium such that the mean number of demon particles is much less than the mean number of particles in the system. However, if the system is very dense, then the system acts as a dense Fermi gas at low temperatures for which the chemical potential should be positive.

At high densities and low energies, it becomes very difficult to find a place in phase space to return a particle to the system, and hence the mean number of particles in the demon is a significant fraction of all the particles, and is no longer a small perturbation on the system. Thus we would not expect to find an exponential distribution, and we instead find a Gaussian distribution as shown in Fig. 6. (A parabolic plot for  $\ln P$  indicates a Gaussian distribution for  $P$ .) However, even though the demon takes on many particles, most of them have zero energy, and the plot of  $\ln P$  versus  $E_d$  is still linear. For this particular simulation the temperature was  $T = 0.49$ . If the chemical potential were negative, then near  $N_d = 0$  the slope of  $\ln P(N_d)$  would be negative. In our simulation it is positive which indicates a positive chemical potential.

Our simple ideal gas lattice model also provides another example of how the equipartition theorem is not always applicable. For a relatively long run of 32,000 mcs with  $E = 200$  and  $N = 100$ , the average energy per particle in the system was found to be 1.965 and the temperature measured by the demon was 3.76. (The demon holds part of the total energy, so the average energy per particle in the system must be less than  $200/100 = 2$ .) By the equipartition function, each degree of freedom provides  $(1/2)T$  in energy, and thus the temperature is given by  $\frac{1}{2}T = 1.965$  or  $T = 3.93$ . The difference between this predicted value and the simulation value is statistically significant and is due to the discrete nature of the possible energy values in the simulation.

## B. Effects of interactions

We next discuss the effects of including interactions between the particles in the system and consider a lattice-based model with a hard core repulsion so that no two particles can be at the same position even if they have different momenta. We also consider a model with a hard core and an attractive square well interaction between nearest neighbor particles with an energy depth equal to  $-1$ . We will call these models the hard core and square well models, respectively. Our results are shown in Table I. For all these runs at least 1000 mcs were done.

For dilute systems,  $N = 100$  or  $\rho = N/L = 0.1$ , we see that the temperature is the same,  $T \approx 3.8$ , for all three systems with the same initial energy per particle,  $E/N = 2$ . For the denser system with  $\rho = 0.6$ , the three models have different temperatures because the interactions are now important. The difference between the ideal and hard core gas is small. However, the temperature is significantly higher for the square well model. The reason is that if there is an attractive square well, some of the total energy is (negative) potential energy, and thus the total kinetic energy must be greater to maintain the same sum of kinetic and potential energies as for the other two systems.

The chemical potentials shown in Table I are approximately the same for the dilute low temperature ideal gas and hard core systems, but the existence of the attractive well lowers the chemical potential slightly. The reason is that adding a particle can lower the energy if there is an attractive square well. As the temperature increases, this effect becomes less important because the kinetic energy dominates the potential energy.

In the dense system,  $\rho = 0.6$ , the differences between the three models become more pronounced. Adding a hard core repulsion increases the chemical potential, because the hard core makes it more difficult for the system to accept particles compared to the ideal gas. When we add the attractive square well, the energy for particles to be added next to existing particles is lowered, thus making it easier for the system to gain particles. The result is a lowering of the chemical potential compared to the hard core model, which is what we find in our simulations. Thus, our results confirm the idea that the chemical potential measures how easy it is for a system to accept particles.

### C. Off-lattice simulations

We can do analogous simulations without a lattice using a similar procedure. Instead of visiting a lattice site and determining if there is a particle present, we introduce a small volume in phase space,  $V_p$ , choose a location in phase space at random, and determine if there is a particle in this volume centered at the chosen location. The results for the chemical potential will depend on the value of  $V_p$ , in analogy to choosing a value for the cell size in the analytical calculations. However, this dependence is not important because only differences in the chemical potential are physically meaningful.

To compare with our previous results, we simulated a one-dimensional hard core gas including the momentum degrees of freedom. We set  $V_p = 1$  to be consistent with the value used in our lattice simulations. Because we used a spherical volume (a disk in two-dimensional phase space), the radius of the disk was chosen to be  $1/\sqrt{\pi}$ , so that its area equals unity. For  $N = 100$  and  $E = 200$  we obtained the same results as with a lattice system within statistical errors.

A common inter-particle potential used to model the interaction of simple atoms is the Lennard-Jones potential defined by

$$V(r) = -4\epsilon\left[\left(\frac{\sigma}{r}\right)^{12} - \left(\frac{\sigma}{r}\right)^6\right], \quad (14)$$

where  $\sigma$  (equal to  $3.4 \times 10^{-10}$  m for argon) is the diameter of the repulsive part of the potential and  $\epsilon$  (equal to  $1.65 \times 10^{-21}$  J for argon) is the depth of the attractive part. The potential is cutoff at  $3\sigma$  to reduce the number of interactions. We choose units such that  $\sigma = 1$  and  $\epsilon = 1$ . We did a simulation at low temperature with parameters  $N = 200$ ,  $L = 1000$ , and a momentum axis ranging from  $-1$  to  $+1$ . This range for the momentum axis is sufficiently large because we initialized the system by randomly placing particles in phase space so that the total energy did not exceed  $E = 1$ . After about 2000 mcs we found the system energy to be  $-0.39$ , corresponding to a temperature of  $0.60$  (corresponding to  $72$  K for argon) from the mean demon energy and a chemical potential of  $-0.29$  (corresponding to  $-4.8 \times 10^{-22}$  J or about  $0.003$  eV) from the demon particle distribution. The chemical potential is close to zero because the total system energy is so low that the amount of phase space available for adding a particle is small. This explanation for the value of the chemical potential reminds us that the chemical potential is not just a measure of the energy needed to add a particle, but also is a measure of the number of available states for adding a particle.

## V. CONCLUSION

The usual demon algorithm and its generalization can be used to help students understand the concepts of temperature and chemical potential. We believe that discussions of these algorithms in a thermal and statistical physics class can give students a more concrete model of thermal and diffusive interactions than is possible by formal mathematical derivations. Although students will gain even more understanding by writing and running their own programs, much of the benefit can be obtained by discussing the algorithms and how they lead to a measure of the temperature and chemical potential. It also is important to ask students to describe how the demon's energy and particle number distributions will change under different circumstances.

### Acknowledgments

Gould and Tobochnik acknowledge support from the National Science Foundation under award PHY-98-01878, and Machta acknowledges support from DMR-0242402. Tobochnik also acknowledges useful discussions with Michael Creutz.

## VI. APPENDIX: SUGGESTIONS FOR FURTHER STUDY

In the following we suggest a few problems for students. Example programs and their source code (in Java) can be downloaded from [<stp.clarku.edu/simulations>](http://stp.clarku.edu/simulations).

Problem 1. Write a program to estimate the chemical potential of an ideal classical gas in one dimension by using the Widom insertion method, Eq. (8), and a two-dimensional phase space lattice. Use the parameters  $L = 1000$ , and  $p_{\max} = 10$ , and explore the dependence of the chemical potential on the temperature for a fixed density. Try  $\rho = 0.2$  ( $N = 200$ ) and  $\rho = 0.8$  ( $N = 800$ ).

Problem 2. Write a program to simulate the one-dimensional ideal gas using a two-dimensional phase space lattice. Explore the dependence of the chemical potential on the temperature for a fixed density. Try  $\rho = 0.1$  and  $\rho = 0.8$ . Compare your results with the analytical predictions and discuss the behavior of the chemical potential behaves as a function of temperature and density.



Problem 3. Write a program to simulate the one-dimensional Lennard-Jones fluid using a two-dimensional phase space. Compute the chemical potential as a function of temperature and density and compare your results with the corresponding results for the ideal gas.

Problem 4. Write a program to simulate the two-dimensional ideal gas using a four-dimensional phase space lattice. Choose  $L = 20$ , but otherwise use similar parameters as those for the previous problems. Compare your results with the analytical ones. How does Eq. (13) change for two dimensions? Are there any qualitative differences between one and two dimensions? What happens if interactions are added? Add a hard core and attractive well. To speed up the simulation and keep the temperature low, you can reduce the size of the momentum axes.

---

\* Electronic address: jant@kzoo.edu

† Electronic address: hgould@clarku.edu

‡ Electronic address: machta@physics.umass.edu

<sup>1</sup> Ralph Baierlein, “The elusive chemical potential,” *Am. J. Phys.* **69**, 423–434 (2001). See also Ralph Baierlein, *Thermal Physics* (Cambridge University Press, Cambridge, UK, 1999).

<sup>2</sup> Michael Creutz, “Microcanonical Monte Carlo simulation,” *Phys. Rev. Lett.* **50**, 1411–1414 (1983).

<sup>3</sup> Harvey Gould and Jan Tobochnik, *An Introduction to Computer Simulation Methods* (Addison-Wesley, Reading, MA, 1996), 2nd ed. This text discusses various Monte Carlo algorithms including the demon and Metropolis algorithms.

<sup>4</sup> *The Monte Carlo Method in the Physical Sciences: Celebrating the 50th Anniversary of the Metropolis Algorithm*, edited by James E. Gubernatis (AIP Conference Proceedings, Melville, NY, 2003), Vol. 690.

<sup>5</sup> If the demon energy is not continuous, then the initial demon energy should be consistent with the possible energies of the demon.

<sup>6</sup> The mean demon energy is given by  $\langle E_d \rangle = \int_0^\infty E_d e^{-\beta E_d} / \int_0^\infty e^{-\beta E_d} = kT$  if the possible demon energies are continuous. The upper bound can be taken to be infinite even though the total energy in our simulations is finite because the high energy states contribute a negligible amount to the integral.

- <sup>7</sup> In this case the possible demon energies are not continuous and  $\langle E_d \rangle \neq kT$  except in the limit of high temperature.
- <sup>8</sup> See, for example, Daan Frenkel and Berend Smit, *Understanding Molecular Simulation* (Academic Press, San Diego, 1996). The original paper is B. Widom, “Some topics in the theory of fluids,” *J. Chem. Phys.* **39**, 2802–2812 (1963).
- <sup>9</sup> For a simulation of the Widom insertion method for hard disks, see <http://www.cheme.buffalo.edu/kofke/applets/Widom.html>. The applet demonstrates the Widom insertion method for the estimation of the excess chemical potential,  $\mu_e$ . For this model, the fraction of the attempts that find no overlap when another disk is added to the system gives  $\exp(-\mu_e/kT)$ .
- <sup>10</sup> See for example, Dan Schroeder, *An Introduction to Thermal Physics* (Addison-Wesley, Reading, MA, 2000).
- <sup>11</sup> See for example, David L. Goodstein, *States of Matter* (Dover Publications, Mineola, NY, 1985), p. 18.

$N$	$E$	$T$	$\mu$	model
100	200	3.81	-13.4	hard core
100	200	3.83	-13.4	ideal gas
100	200	3.91	-14.9	square well
100	800	15.5	-66.3	ideal gas
100	800	16.0	-66.9	hard core
100	800	15.9	-69.7	square well
600	1200	4.03	-3.45	hard core
600	1200	3.74	-5.90	ideal gas
600	1200	5.26	-6.41	square well
600	1000	4.65	-5.52	square well
600	800	4.01	-4.75	square well

TABLE I: Comparison of different one-dimensional systems simulated on a phase space lattice. The system types are an ideal gas with no interparticle interactions; a hard core interaction such that no two particles can be in the same spatial position; and a hard core plus a nearest neighbor attractive square well with unit energy depth.  $N$  and  $E$  are the initial total number of particles and energy, respectively;  $T$  and  $\mu$  are computed from the slopes of  $\ln P(E_d, N_d)$ . In all the simulations  $L = 1000$ .

## Figure Captions

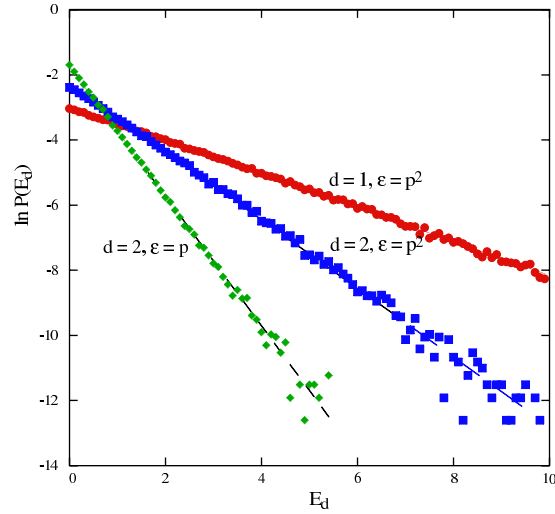


FIG. 1: Plot of the demon energy distribution,  $P(E_d)$ , for a demon in equilibrium with a classical ideal gas of  $N = 100$  particles in  $d$  spatial dimensions. The trial moves are momentum changes. Only 3000 Monte Carlo steps per particle were used. For  $d = 1$  and the usual quadratic relation between particle energy and momentum, we find  $T = 1.93$  from the inverse slope of  $P(E_d)$  and  $\langle E \rangle / N = 0.980$ , approximately a factor of two difference as would be expected from the equipartition theorem. Similarly, for  $d = 2$ , we find  $T = 0.948$  and  $\langle E \rangle / N = 0.990$ , which also is consistent with the equipartition theorem. However, for  $d = 2$  and a linear dispersion relation, we find  $T = 0.503$  and  $\langle E \rangle / N = 0.995$ , which, as expected, is not consistent with the equipartition theorem.

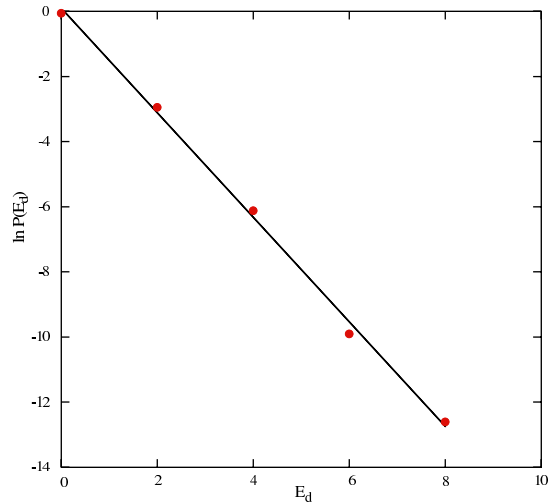


FIG. 2: The demon energy distribution,  $P(E_d)$ , for a one-dimensional Ising model with  $N = 100$  and 3000 mcs. The slope is  $-1.60$  which implies that  $T = 0.625$ . The energy per particle of the Ising model is found to be  $\langle E \rangle / N = -0.801$ .

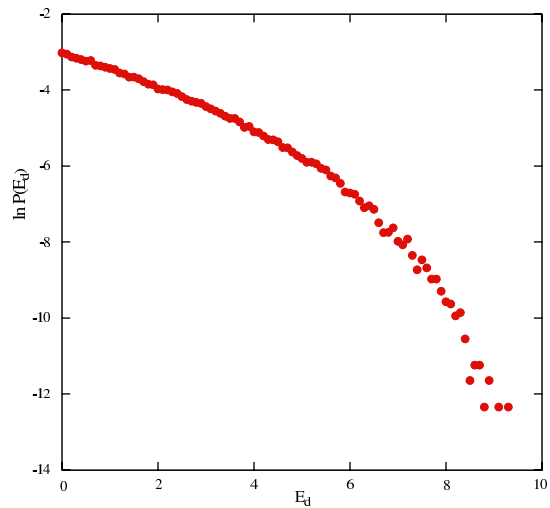


FIG. 3: Results for the demon energy distribution for an one-dimensional ideal gas with  $N = 10$  particles showing the strong curvature due to the demon having a significant fraction of the total energy. Over 20,000 mcs were used.

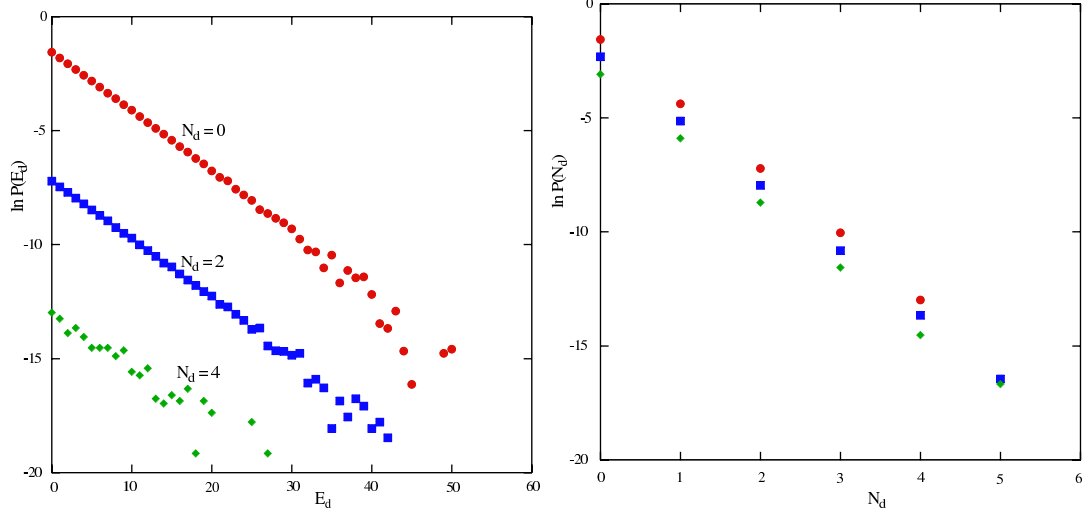


FIG. 4: Results for a one-dimensional ideal classical gas on a two-dimensional phase space lattice with  $N = 200$  and total energy  $E = 400$ . The system was equilibrated for 500 mcs and averages were taken over 10,000 mcs. (a) The demon energy distribution,  $P(E_d, N_d)$ , for  $N_d = 0, 2$ , and 4 with slopes of  $-0.26, -0.25$ , and  $-0.25$  respectively. (b) The demon particle distribution,  $P(E_d, N_d)$ , for  $E_d = 0$  ( $\circ$ ), 3 ( $\square$ ), and 6 ( $\diamond$ ) with corresponding slopes  $-2.85, -2.83$ , and  $-2.76$ , respectively. The differences in the various slopes is a measure of the error due to the limited duration of the simulations and finite size effects.

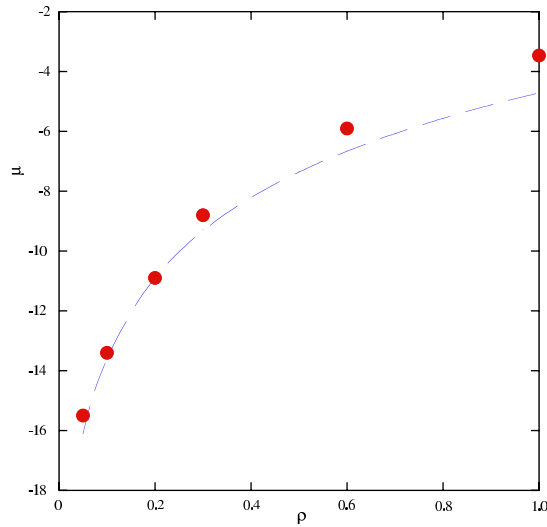


FIG. 5: Computed chemical potential  $\mu$  of the one-dimensional ideal gas versus density using the generalized demon algorithm. The curve is the analytical result, Eq. (13), for  $\mu$  assuming an ideal semiclassical gas with  $\hbar = 1$ .

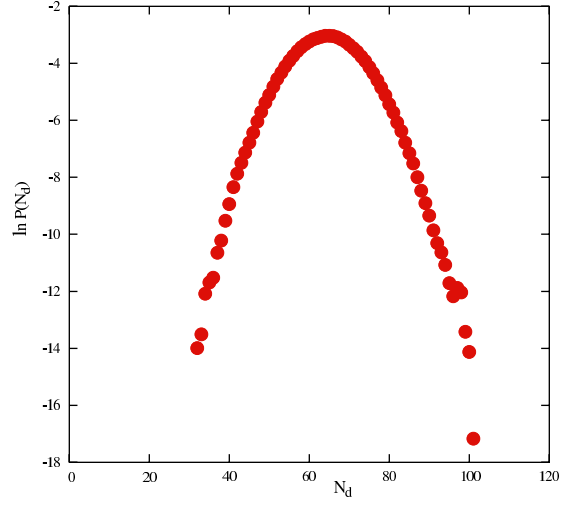


FIG. 6: The demon particle distribution,  $P(E_d = 0, N_d)$ , for a dense one-dimensional ideal gas system with  $N = 200$ ,  $E = 50$ , and  $L = 200$ . Because the chemical potential is positive in this case, the demon takes on a significant fraction of the particles.