

Generalized Boltzmann Equation: Slip-No -Slip Dynamic Transition in Flows of Strongly Non-Linear Fluids

Victor Yakhot¹, Hudong Chen², Ilia Staroselsky²,
John Wanderer¹ and Raoyang Zhang²,

¹ Department of Aerospace and Mechanical Engineering,
Boston University, Boston, MA 02215

² EXA Corporation, 450 Bedford Street, Lexington, MA 02420

March 31, 2022

Abstract

The Navier-Stokes equations, are understood as the result of the low-order expansion in powers of dimensionless rate of strain $\eta_{ij} = \tau_0 S_{ij}$, where τ_0 is the microscopic relaxation time of a close-to- thermodynamic equilibrium fluid. In strongly sheared non-equilibrium fluids where $|\eta_{ij}| \geq 1$, the hydrodynamic description breaks down. According to Bogolubov's conjecture, strongly non-equilibrium systems are characterized by an hierarchy of relaxation times corresponding to various stages of the relaxation process. A "hydro-kinetic" equation with the relaxation time involving both molecular and hydrodynamic components proposed in this paper, reflects qualitative aspects of Bogolubov's hierarchy. It is shown that, applied to wall flows, this equation leads to qualitatively correct results in an extremely wide range of parameter η -variation. Among other features, it predicts the onset of slip velocity at the wall as an instability of the corresponding hydrodynamic approximation.

1 Introduction

Strongly sheared fluids, in which the usual Newtonian hydrodynamic description breaks down, are commonly encountered in biology, chemical engineering, micro-machinery design [1]-[2]. Extensive efforts that largely relied upon physical intuition and qualitative considerations to incorporate corrections at the hydrodynamic level of description have been made during the years and have achieved various successes. However, these attempts generally fail when the non-linearity of a fluid is strong. Furthermore, theoretical understanding of these highly non-linear systems remains a major challenge.

The Navier-Stokes equations, which can be derived from the Boltzmann kinetic equation as a result of a low -order truncation of an infinite expansion in powers of dimensionless length-scale K_n , have been extremely successful in describing Newtonian fluid flows [3]-[7]. The parameter K_n is defined as a ratio between the so called relaxation time τ_0 associated with molecular collisions and the time of the molecular convection, namely

$$K_n = \tau_0 / (L/c_s) = \tau_0 c_s / L$$

where L is a characteristic length scale a flow inhomogeneity, and c_s is the sound speed (i.e., an average speed of the molecules). According to kinetic theory, parameter $\lambda = \tau_0 c_s$ represents the so called mean free path in a system and τ_0 is the time-scale for the system to relax to its local thermodynamic equilibrium. Since the ratio L/c_s is a characteristic time-scale of deviation from equilibrium due to density (concentration) perturbations, the Knudsen number K_n is a measure of departure of a fluid system from thermodynamic equilibrium in [4]-[6].

For the purpose of understanding the effects of non-linearity, it is desirable to re-express K_n in terms of the rate of strain (velocity gradient) in the fluid. Using the estimation for the hydrodynamic (macroscopic) length scale,

$$L \sim U/|S|$$

we can also write K_n in an alternative form,

$$K_n = \tau_0 |S| / M_a \equiv \eta_0 / M_a \tag{1}$$

In the above, U represents the characteristic velocity, and $|S|$ is the magnitude of the rate of strain tensor S_{ij} of the flow field ($|S| = \sqrt{2S_{ij}S_{ij}}$). $M_a = U/c_s$ is the Mach number. The rate of strain tensor is commonly defined as,

$$S_{ij} = \frac{1}{2} \left[\frac{\partial u_i}{\partial x_j} + \frac{\partial u_j}{\partial x_i} \right]$$

The dimensionless rate of strain, $\eta_0 \equiv \tau_0|S|$ (in what follows we, instead of η_0 , will use the parameter $\eta = \tau S$ where τ is a physically relevant relaxation time) can be viewed as a measure of degree of inhomogeneity and shear in the flow. It is equivalent to a parameter $\eta \sim W \equiv U\tau_0/L$ commonly used in hydrodynamics of polymer solutions. Eqn.(1) indicates that K_n can be large if η is large, specially for low Mach number flows. In many situations η is not a small parameter and the Newtonian fluid based description breaks down. For example, capillary flows or blood flows through small vessels, rarified gases and granular flows cannot be quantitatively described as Newtonian fluids. A finite η can either be a result of a large relaxation time associated with the intrinsic fluid property (such as in some polymer solutions), or a result of strong spatial variations like turbulent and micro or nano-flows. This latter effect is particularly important at a solid wall where the velocity gradient is often quite significant. It is known that the no-slip boundary condition is only valid in the limit of vanishing K_n . Experimental data indicate that the no-slip condition breaks down when $Kn \geq 10^{-3}$ [8] and the Navier-Stokes description itself becomes invalid at $Kn \geq 0.1$. For example, the experimentally observed velocity profile in a simple granular Couette flow does not resemble the familiar linear variation of velocity predicted from the Navier-Stokes equation with no-slip boundary conditions [9]. The wall slip is an indication of an extremely strong local rate of strain.

The Navier-Stokes equations can be perceived as a momentum conservation law with a linear (Newtonian fluid) stress-strain relation [3], [5]-[7], i.e. the deviatoric part of the stress tensor takes on the following form,

$$\sigma_{ij} \equiv \langle v'_i v'_j \rangle - \frac{1}{3} \langle \mathbf{v}'^2 \rangle \delta_{ij} \approx \nu S_{ij}, \quad i, j = x, y, z \quad (2)$$

where coefficient ν is the kinematic viscosity. In the above, $\mathbf{v}' (\equiv \mathbf{v} - \mathbf{u})$ is the relative velocity between the velocity of molecules (\mathbf{v}) and their locally averaged velocity (\mathbf{u}) namely the fluid velocity. It is expected that \mathbf{v}' and \mathbf{u} represent, respectively, the fast (kinetic) and the slow (hydrodynamic) velocity fields. In an unstrained flow where the rate of strain is equal to zero ($S_{ij} = 0$), the relation (2) is simply interpreted as the first term of an expansion in powers of small rate of strain. Therefore, to describe rheological or micro-flows with high rate of strains, such a linear approximation must be modified to include non-linear effects. However, this task is highly non-trivial if not impossible.

The hydrodynamic approximations can be derived from kinetic equations for the distribution function with the intermolecular interactions accounted for through the so called collision integral [3], [5]-[7]. One can formally write the Bogolubov chain of equations for the distribution function and, in addition to the high powers of the dimensionless rate-of-strain η , generate an infinite number of equations for the multi-particle contributions to collision integral [3],[10]. For a strongly sheared flows where

the expansion parameter η is of order unity, this chain cannot be truncated. An additional difficulty is that the consistent expansion includes the high-order spatial derivatives, which unfortunately means that, even if we were able to develop the procedure, the resulting un-truncated infinite-order hydrodynamic equation requiring an infinite set of initial and boundary conditions would be useless.

In this paper, based on Bogolubov's concept of the hierarchy of relaxation times, we propose a compact *representation* of the infinite-order hydrodynamic formulation in terms of a simple close-form hybrid ("hydro-kinetic") equation. The power of the approach is demonstrated on a classical case of strongly sheared non-Newtonian fluids. It is shown that in our "hydro-kinetic" approach, the formation of a slip velocity at a solid wall and the simultaneous flattening of velocity distribution in a bulk is a consequence of an "instability" of the corresponding hydrodynamic equation with the no-slip boundary conditions. This "instability" is the result of the non-universal details of the flow such as the local values of dimensionless rate of strain η .

2 Basic formulation

Following the standard Boltzmann kinetic theory, we introduce a density distribution function $f(\mathbf{x}, \mathbf{v}, t)$ in the so called single particle phase space $(\mathbf{x}, \mathbf{v}) (\equiv \mathbf{\Gamma})$. A formally exact kinetic equation, involving an unspecified collision integral C , can be given [11]

$$\partial_t f + v_i \frac{\partial}{\partial x_i} f = C \quad (3)$$

Generally speaking, the detailed expression for C involves multi-particle distribution (correlation) functions $f^{(n)}(\mathbf{\Gamma}_1, \mathbf{\Gamma}_2, \dots, \mathbf{\Gamma}_n, t)$ (with $n > 1$). This results in the famous Bogolubov chain of infinite number of coupled equations [3],[10]. This chain cannot be closed when fluid density is not small. On the other hand, the collision integral C can be modeled in a relatively simple form in the case of a rarified gas where only the binary collisions are important [11]

$$C = \int w'(f' f'_1 - f f_1) d\mathbf{\Gamma}_1 d\mathbf{\Gamma}' d\mathbf{\Gamma}'_1 = \int u_{rel}(f' f'_1 - f f_1) d\sigma d^3 p \quad (4)$$

In this model, C depends only on the single particle distributions. Here $C d\mathbf{\Gamma}$ is the rate of change of the number of molecules in the phase volume $d\mathbf{\Gamma} = d^3 x d^3 v$, u_{rel} is the relative velocity of colliding molecules and $d\sigma$ and \mathbf{p} are the differential scattering cross-section and momentum of the molecules, respectively. The state variable $\mathbf{\Gamma}$ describes all degrees of freedom of a molecule and w' stands for the probability of a transition of two molecules initially in states $\mathbf{\Gamma}$ and $\mathbf{\Gamma}_1$ to states $\mathbf{\Gamma}'$ and $\mathbf{\Gamma}'_1$ as a result of collision. The kinetic equation (3) together with the specific collision integral (4) forms the celebrated Boltzmann equation.

It is well known that Boltzmann equation admits an H-theorem in that the system monotonically decays (relaxes) to its thermodynamic equilibrium. The corresponding local thermodynamic equilibrium distribution function, f^{eq} , is determined from the solution $C(f^{eq}) = 0$. If deviation from the equilibrium is small, we can write $f = f^{eq} + \delta f$ and

$$C = -\frac{f}{\tau_0} + \int u_{rel} f' f'_1 d\sigma d^3p \approx -\frac{f - f^{eq}}{\tau_0} \quad (5)$$

with

$$\frac{1}{\tau_0} \approx \int u_{rel} f^{eq} d\sigma d^3p$$

Equation (5) is often referred to as the “BGK” (mean-field) approximation [12] which is a natural reflection of the Boltzmann H-theorem. Furthermore, when perturbation from equilibrium is weak, it indicates that the relaxation to equilibrium is realized for each of the distribution functions individually having a common relaxation time. At this point, it is important to make the following clarification: Even though as shown above that (5) was deduced from the Boltzmann binary collision integral model, its applicability can be argued to go beyond the low density limit. Indeed, the model process is consistent to the more general principle of the Second law of thermodynamics: A perturbed fluid system always monotonically relax to thermal equilibrium, regardless whether the system has low or high density. Furthermore, in accord with Bogolubov [10] the general process of return-to-local equilibrium is true even when the deviation from equilibrium is not small.

In the classical kinetic theory, the relaxation time τ_0 ($\approx const$) represents a characteristic time of the relaxation process in a weakly non-homogeneous fluid and the smaller value of τ_0 , the faster the process of return to equilibrium. The formal expansion of kinetic equations in powers of dimensionless rate of strain (Chapman-Enskog (CE) expansion [3], [6]) developed many years ago, leads to hydrodynamic equations for the macroscopic (“slow”) variables. When applied to (3), the first order truncation of the formally infinite expansion gives the Navier-Stokes equations with kinematic viscosity:

$$\nu_0 = \tau_0 \theta. \quad (6)$$

Development of the expansion based on the full Boltzmann equation is an extremely difficult task. On the other hand, the simplified Boltzmann-BGK equation (5) for the single-particle distribution function allows extension of the Chapman-Enskog expansion to include higher powers of dimensionless parameter η . Considering the higher-order terms of the Chapman-Enskog expansion, a simple scalar relaxation term in (5) combined with advection contribution, is expected to generate an infinite number of anisotropic contributions as contracted products of S_{ij} . Indeed, by expanding equation (5) up to the second order in the Chapman-Enskog series, we can explicitly show

that the deviatoric part of the momentum stress tensor takes on the following form [13]

$$\begin{aligned}\sigma_{ij} = & 2\tau\theta S_{ij} - 2\tau\theta(\partial_t + \mathbf{u} \cdot \nabla)(\tau S_{ij}) \\ & - 4\tau^2\theta[S_{ik}S_{kj} - \frac{1}{d}\delta_{ij}S_{kl}S_{kl}] + 2\tau^2\theta[S_{ik}\Omega_{kj} + S_{jk}\Omega_{ki}]\end{aligned}\quad (7)$$

where the vorticity tensor is defined as,

$$\Omega_{ij} = \frac{1}{2}\left[\frac{\partial u_i}{\partial x_j} - \frac{\partial u_j}{\partial x_i}\right]$$

Note the first $O(\eta)$ term in (7), resulting from the first order Chapman-Enskog (CE) expansion, corresponds to the Navier-Stokes equations for Newtonian fluid, while the non-linear corrections to the Navier-Stokes hydrodynamics are generated in the next ($O(\eta^2)$) order of the CE expansion. *It is important to further point out that the memory effects, which appeared in the hydrodynamic approximation (7) as a result of the second-order CE expansion, are contained in a simple equation (5) which can be regarded as a generating equation for hydrodynamic models of an arbitrary-order non-linearity .*

The hydrodynamic approximation (6), (7) has been derived from the equation (5) for the single-particle distribution function valid for a weakly non-equilibrium fluid (small η). In strongly sheared fluids both the assumption of local equilibrium and the low-order truncation of the Bogolubov chain (single-particle collisions) fail and the accurate resummation of the series is impossible. Indeed, even in the low-density fluids, the strong shear ($\eta \geq 1$) introduces local fluxes facilitating long-range correlations between particles, invalidating the fluid description in terms of the single-particle distribution functions. To account for these effects, we have to modify kinetic equation (5) in accord with some general ideas about the relaxation processes.

Our goal is to reformulate the kinetic equation (5), by modifying the relaxation time τ and come up with the effective kinetic equation qualitatively accounting for the effects of the neglected high-order contributions to the Bogolubov chain dominating the dynamics far from equilibrium.

In his seminal 1946 book [10] Bogolubov proposed the hierarchy of the time-scales that describe relaxation to equilibrium for a system initially far from equilibrium. According to his picture, these initially strong deviations from equilibrium rapidly decrease, thus allowing an accurate representation of the entire collision integral in terms of the single-particle distribution functions. This dramatically simplified representation is sufficient for an accurate description of the later, much slower, process of relaxation to thermodynamic equilibrium.

To make this plausible assumption operational, we have to represent a Bogolubov hierarchy of relaxation times in terms of observable dynamical variables characterizing the degree of deviation from equilibrium. Since the most natural parameter governing the dynamics far from equilibrium is the rate of strain $|S_{ij}|$, we propose that both the close-to-equilibrium relaxation time τ_0 and inverse rate-of-strain $1/|S_{ij}|$ define the Bogolubov hierarchy of the relaxation times. The simplest Galileo invariant relaxation model that is compatible with the above physical considerations is:

$$\frac{1}{\tau} = \sqrt{\frac{1}{\tau_0^2} + \gamma |S^{ne}|^2} \equiv \frac{1}{\tau_0} \sqrt{1 + \gamma \eta_{ne}^2} \quad (8)$$

where we define in accord with (2), $S_{ij}^{ne} \approx \frac{\sigma_{ij}}{\nu_0}$ and $\eta_{ne} = \tau_0 |S^{ne}|$ ($i \neq j$). In what follows, wherever it cannot lead to misunderstandings, we will often omit the suffix *ne*. The new collision integral (i.e., (5) with τ_0 replaced by τ in (8)) now describes a relaxation process that involves a rate of strain-dependent relaxation time.

The proposed hydro-kinetic model ((3)-(8)) is chosen to reflect some of the principle elements in the Bogolubov hierarchy. That is, far from equilibrium where the rate of strain is large, the essential time-scale τ is dominated by $|S|^{-1}$ which corresponds to a rapid first stage of the relaxation process. Later on, when the rate of strain becomes small, the relaxation process is governed by a close-to-equilibrium relaxation time τ_0 , as used in the conventional BGK equation (5) leading to the Navier-Stokes formulation. It is clear from relation (7) that even though, by restricting our model to the scalar relaxation times in (8), the anisotropic contributions to the stress do appear in the hydrodynamic description which is a result of the Chapman- Enskog expansion. Since the rate of strain is a property of the flow, the model (8) which includes both molecular and hydrodynamic features can be called a hybrid hydro-kinetic approach to non-linear fluids. It is shown below that even with such a specific form in (8), the hydro-kinetic equation is capable of producing some quite non-trivial but physically sensible results at the hydrodynamic level.

To summarise the main points of this section: it is analytically impossible and practically useless to attempt to describe the strongly non-linear (non-equilibrium) flow physics at the hydrodynamic level. As indicated above, not only the resulting “differential equation” does not have a finite form, it also requires an infinite number of boundary conditions. The reason for this fundamental difficulty is that the expansion in powers of parameter η becomes invalid when η is not small. Thus, to deal with strongly sheared and time-dependent non-linear flows, it is desirable to use the simple “hydro-kinetic” description (3)-(8). Clearly, this hybrid representation has a finite form, while it formally contains all the terms in the infinite expansion for the hydrodynamic level. As argued above, the hydro-kinetic formulation is applicable to both large and small η , corresponding to large and small deviations from equilibrium.

3 Wall flows of non-Newtonian fluids

To illustrate the benefits of the hybrid representation of (3)-(8), let us first consider a laminar unidirectional flow in a channel between two plates separated by distance $2H$ and driven by a constant gravity force g . In a steady state, the Navier-Stokes equation for the channel flow can be derived from (5), (8) in the lowest order of the expansion in powers of dimensionless rate of strain $\eta = \tau|S_{ij}|$. Repeating the procedure leading to (7) and restricting the expansion by the first term gives the Navier-Stokes equation having a "renormalized" viscosity corresponding to (8) ,

$$\partial_t u - g = \partial_y \tilde{\nu} \partial_y u \quad (9)$$

where

$$\tilde{\nu} = \tau\theta = \nu_0 / \sqrt{1 + \gamma\tau_0^2|S|^2} \quad (10)$$

for the special unidirectional situation, $|S| = |\partial u / \partial y|$. In the above, we have chosen u to be the streamwise velocity component, while coordinates x and y are along the streamwise and normal directions of the channel, respectively.

One important point must be mentioned: the expansion in powers of $\eta_0 = \tau_0 S$ corresponds to the classic CE expansion. The equation (9) has been derived by expanding in powers of $\eta = \tau|S| = \eta_0 / \sqrt{1 + \gamma\eta_0^2}$, which means that even the low-order perturbation theory in powers of the "dressed " parameter η corresponds to an infinite series in powers of "bare" parameter η_0 . Thus, it is extremely interesting to assess the accuracy of the derived hydrodynamic approximation (9)-(10).

Subject to no-slip boundary conditions, the exact steady-state analytic solution for (9) is given by:

$$u(y) = \frac{gH^2}{\nu_0\beta} (\sqrt{1 - \beta(\frac{y}{H})^2} - \sqrt{1 - \beta}) \quad (11)$$

where $\beta \equiv \gamma(\tau_0 g H / \nu_0)^2$ is a dimensionless parameter which can be either positive or negative, for γ can in principle have either positive or negative signs. One can immediately see that this particular flow solution breaks down for $\beta > 1$. A direct indication of this is that the steady state Navier-Stokes equation (9) is no longer valid to describe such a flow, and we have to return back to the full hydro-kinetic representation (3)-(8). It is interesting that the equation (9)-(10) allows an unsteady singular solution:

$$u = gt + u_0\phi(y) \quad (12)$$

where $\phi(y) = 1$ for $|y| < H$ and $\phi(y) = 0$ on the walls where $|y| = H$. The transition between the two (no-slip (11) and slip (12)) solutions will be demonstrated below.

In the rest of the paper, we present solution of the full hydro-kinetic system for the channel flow for the entire range of parameter variation of γ with initial velocity profile $u(y, t = 0) = 0$. For this purpose, equations (3)-(8) have been numerically solved using a Lattice Boltzmann (LB) algorithm [14]. On each time step the relaxation time in (8) was calculated with the non-equilibrium rate of strain S_{ij}^{ne} , defined as:

$$S_{ij}^{ne} = \frac{1}{\nu_0} \int dv_i dv_j (v_i - u_i)(v_j - u_j)(f - f^{eq}) \quad (13)$$

with $i \neq j$ and \mathbf{u} standing for the local value of the mean velocity. It is clear from this definition that in thermodynamic equilibrium, the rate-of-strain $S_{ij}^{eq} = 0$ and, according to (7), not far from equilibrium $S_{ij} \approx S_{ij}^{ne}$. The computationally effective and widely tested "bounce-back" collision process giving, on the hydrodynamic level of description, rise to the no-slip boundary condition in the $K_n \rightarrow 0$ limit, was imposed on a solid wall. According to the "bounce back" algorithm, the momentum of the "molecule" colliding with a solid surface changes according to the rule: $\mathbf{p} \Rightarrow -\mathbf{p}$.

When parameter $\beta = 0$, the familiar steady state parabolic solution $u(y) = \frac{gH^2}{\nu_0}(1 - (\frac{y}{H})^2)$ was readily derived. Figs.1 present the analytical (i.e., (11)) and the numerical (i.e., (3)-(8)) solutions of the velocity profiles in the plane channel flow for, respectively $\beta = 0.4$. As we can see, for this value, the difference between the solutions of (11) and simulations of the full hydro-kinetic model ((3)-(8)) is negligible. This means that in this regime, the lowest order truncation of the Chapman-Enskog expansion in powers of the "dressed" parameter η (7) is extremely accurate. The same conclusion was shown to hold for all $\beta < 0.5$.

The numerical results for $\beta \geq 0.51$ revealed an interesting instability theoretically predicted, for $\beta \geq 1$. The results of very accurate numerical simulation (960 cells across the channel) are presented on Figs. 2-3.

We can notice qualitatively new features not captured by the steady-state hydrodynamic approximation: initially, formation of a very narrow wall-boundary layer, accompanied by a strong flattening of the velocity profile in the bulk can be observed.

Later in evolution, the boundary layer becomes unstable with formation of the slip velocity at the wall. The flow accelerates, eventually becoming a free-falling plug flow, predicted by equation (12). All these phenomena have been experimentally observed in the flows of rarified gases and granular materials.

A clarification of the set up is in order: The simulations were performed on an effectively infinitely long (periodic boundary conditions along the streamwise direction) channel, and the flow was driven by an externally imposed constant gravity. This set up differs quite substantially from a pressure-gradient-driven flow of a nonlinear fluid where a steady state can be achieved by formation of a non-constant (x -dependent) streamwise pressure gradient. Unlike pressure, gravity is not a dynamical variable and hence the flow lacks the mechanism for establishing a force balance needed to

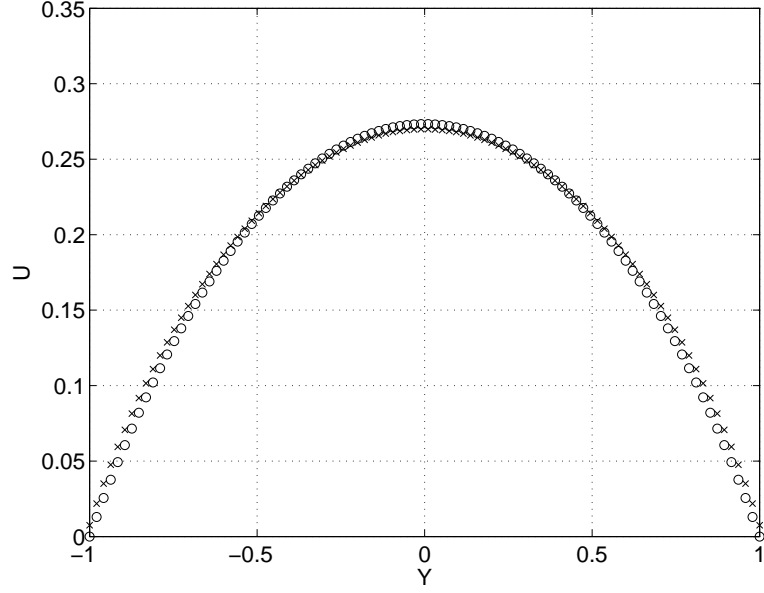


Figure 1: Steady state velocity profile: comparison of hydrodynamic solution Eq. 11 (\times) with the LBM simulation \circ . $\beta = 0.4$.

achieve a steady state. This can be associated with the experimentally observed inability of the gravity-driven granular flows in ducts to reach steady velocity profiles [14]. In accord with this theory, the steady velocity profile similar to those shown on Figs. 2-3 can also be observed in a gravity-driven finite-length-pipe or channel flows. In this case we expect the velocity distribution to vary with the length of the pipe/channel.

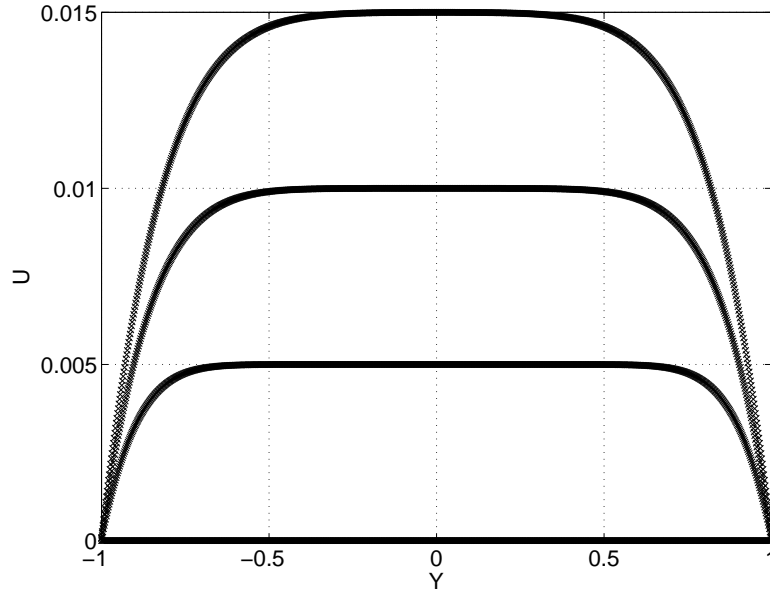


Figure 2: Short-time evolution of unstable velocity profile $\beta = 0.51$. The values of dimensionless time in arbitrary units: from bottom to top: $T=0$; 2; 4; 6.

4 Conclusion

It has recently been shown that the Lattice Boltzmann (BGK) equation with the effective strain-dependent relaxation time can be used for accurate description of high Reynolds number turbulent flows in complex geometries [16]. In this work, this concept has been generalized to flows of strongly non-linear fluids. Although the simple relaxation model (8) was proposed here on a qualitative basis, it has shown to be capable of producing non-trivial predictions for flows involving strong non-linearity. To the best of our knowledge, this hybrid ("hydro-kinetic") model is the first attempt of incorporating the principle elements of the Bogolubov conjecture about infinite hierarchy of relaxation times. The most interesting result of application of this model is the appearance of the slip velocity on the wall as a result of dynamic transition driven by increasing rate of strain. Since this transition depends on the wall geometry, it cannot be universal. Thus, to predict this extremely important effect, the model (3)-(8) does not require empirical, externally imposed boundary conditions. The classical incompressible hydrodynamics relies upon one externally determined parameter, the viscosity coefficient which can be obtained either theoretically (sometimes) or from experimental data. The hydro-kinetic approach proposed in this paper needs a single additional parameter γ describing physical properties of a strongly non-linear fluid, which can readily be established from a low Reynolds number flow in a capillar by

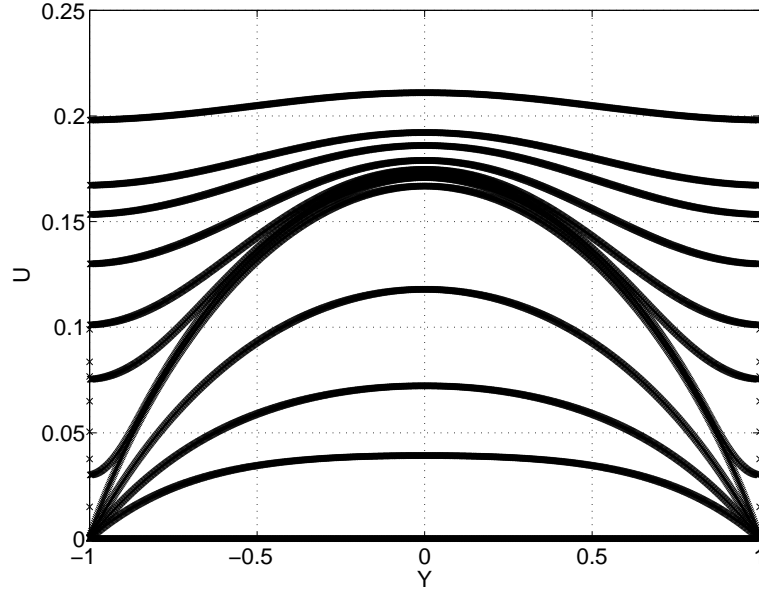


Figure 3: Long time velocity profile evolution $\beta = 0.51$. The values of dimensionless time in arbitrary units: from bottom to top: $T=0$; 8; 16;32;.....80.

comparing the measured velocity profile with the theoretical prediction (11). Further applications of the model (3)-(8) to the separated highly non-linear flows, will show how far one can reach using this simple approach.

Acknowledgements. One of the authors (VY) has greatly benefitted from stimulating discussions with R. Dorfman, I. Goldhirsch, K.R. Sreenivasan, W. Lossert, D. Levermore, A.Polyakov.

References

- [1] Brodkey, R. S. (1967): *The phenomena of fluid motions*, Dover publications, New York.
- [2] Larson, R. G. (1992): *Instabilities in viscoelastic flows*, Rheol Acta **31**, 213-263.
- [3] Landau, L. D. and Lifshitz, E. M. (1995): *Physical Kinetics*, Butterworth/Heinemann.
- [4] Lamb, H. (1932): *Hydrodynamics*, 6th edition, Cambridge University Press, Cambridge.

- [5] Cercignani C. (1975): *Theory and application of the Boltzmann equation*, Elsevier, New York.
- [6] Chapman, S. and Cowling, T (1990): *The mathematical theory of of non-uniform gases*, Cambridge University Press, Cambridge.
- [7] Boon, J. P. and Yip, S. (1980): *Molecular Hydrodynamics*, Dover Publishers, New York, 1980.
- [8] Thompson P. and Trojan, S. M. (1997): *A general boundary condition for liquid flow at solid surfaces*, Nature, **389**, 360.
- [9] Lossert, W., Bocquet, L., Lubensky, T. C. and Gollub, J. P. (2000): Phys. Rev. Lett. **85**, 1428
- [10] Bogolubov, N. N. (1946): *Problemy dinamicheskoi teorii v statisticheskoi phisike*, (in Russian), Moscow.
- [11] Boltzmann L. (1872): *Weitere studien ueber das warmegleichgewicht unter gas-molekulen*, Sitzungber. Kais. Akad. Wiss. Wien Math. Naturwiss. Classe **66**, 275–370.
- [12] Bhatnagar, P. L., Gross, E. P., and Krook, M. (1954): *A model for collision processes in gases. I. Small amplitude processes in charged and neutral one-component systems*, Phys. Rev., **94**, 511–525.
- [13] Chen, H. (2003): *Second order Chapman-Enskog expansion derivation of the momentum stress form* (unpublished notes).
- [14] Chen, S. and Doolen, G. (1998): Ann. Rev. Fluid Mech. **30**, 329.
- [15] Lossert, W. (2002): *private communication*.
- [16] Chen, H., Kandasamy, S., Orszag, S., Shock, R., Succi, S., and Yakhot, V. (2003): *Extended-Boltzmann kinetic equation for turbulent flows*, Science **301**, 633–636.