

# Bragg-induced orbital angular-momentum mixing in paraxial high- Q cavities

David H. Foster and Jens U. Nöckel

Department of Physics, University of Oregon

1371 E. 13th Avenue

Eugene, OR 97403

<http://darkwing.uoregon.edu/~noeckel>

To be published, Optics Letters 29, December 1, 2004

Numerical calculation of vector electromagnetic modes of plano-concave microcavities reveals that the polarization-dependent reactivity of a flat Bragg mirror can lead to unexpected cavity field distributions for nominally paraxial modes. Even in a rotationally symmetric resonator, certain pairs of orbital angular-momenta are necessarily mixed in an excitation-independent way to form doublets. A characteristic mixing angle is identified, which even in the paraxial limit can be designed to have large values. This correction to Gaussian theory is zeroth-order in deviations from paraxiality. We discuss the resulting nonuniform polarization fields. Observation will require small cavities with sufficiently high  $Q$ . Possible applications are proposed.

Unconventional beam profiles in free-space paraxial optics have recently received renewed attention, based in large part on the new degrees of freedom made accessible in light-matter interactions when Gaussian beams carry not only spin but orbital angular momentum [1, 2]. To realize the full potential of the resulting rich phenomenology in quantum optical applications [3], it is an important next step to turn from free-space optics to ultrahigh- $Q$  resonators. In this Letter, we study numerically a type of cavity that enables robust and spectrally addressable creation of nearly paraxial light fields with orbital and polarization profiles that are, surprisingly, not predicted by the standard solutions of paraxial theory. We build upon the initial examination in [4, 5].

Beams carrying orbital angular momentum require an axially symmetric environment, and hence the cavity in this study has a rotation axis  $z$ . The dome-shaped resonator is shown in Fig. 1 (a). Standard paraxial wave solutions with definite orbital angular momentum are the Laguerre-Gauss beams (LG). They are labeled by the number  $p$  of radial nodes, and the orbital angular momentum quantum number  $l$ : in polar coordinates  $(r, \phi)$ ,

$$LG_p^l(r, \phi) / \frac{p!}{w^2} L_p^{jj} \left( \frac{2r^2}{w^2} \right) e^{-2r^2/w^2} e^{il\phi}; \quad (1)$$

where  $L_p^{jj}(x)$  is an associated Laguerre polynomial and  $w$  is the beam waist radius. All beams of the same order  $N = 2p + |j|$  form a degenerate manifold in the sense that their longitudinal wave functions are the same for a given frequency  $\omega$ . The degree of degeneracy is  $g = 2(N + 1)$ , including two possible polarization states (e.g. right and left circular, with Jones vectors  $\hat{e}_\pm$ ); this allows the formation of linear combinations of Laguerre-Gaussians to obtain a wide variety of transverse beam profiles. The cross-sectional electric field within a degenerate LG manifold of order  $N$  can be expanded as

$$\begin{pmatrix} E_x \\ E_y \end{pmatrix} = \sum_{p; l} LG_p^l(r, \phi) \begin{pmatrix} A_{p; l} \hat{e}_+ \\ B_{p; l} \hat{e}_- \end{pmatrix}; \quad (2)$$

where  $l = N + 2j$  ( $j = 0; 1; \dots; N$ ), and  $p$  is fixed by  $2p + |j| = N$ . This carries over to paraxial resonators where the discrete resonant frequencies  $\omega_N$  are labeled by a longitudinal index  $N$  and the mode order  $N$ , and do not depend on  $l$  and  $p$  individually.

Our exact numerical solutions reveal that corrections [6] to the standard paraxial resonator theory stated above lead to a splitting of the  $N$ -multiplets in (2). Compared to the equidistant transverse mode spacing in  $\omega_N$  (governed by the Guoy phase shift), this additional non-paraxial splitting typically occurs on a scale so small that it can be disregarded in large resonators. However, ultrahigh-finesse microcavities, which are now becoming technologically feasible, will make it necessary to quantify this substructure. The problem is then analogous to zeroth-order degenerate perturbation theory, the small quantity being the paraxiality parameter,  $h = (w/\lambda) = \tan(\text{divergence angle})$ .

The question how the degeneracy in (2) is lifted goes beyond paraxial theory. A first guess would be that the new eigenmodes are the LG basis modes  $LG_p^{l,s}$  where  $s = \pm 1$  is the spin. All modes are then uniquely labeled by  $p$ ,  $l$  and  $s$ . This is indeed what we find when modeling the planar mirror in Fig. 1 (a) as a perfect electric or magnetic conductor ( $E_{\text{tangential}} = 0$  or  $H_{\text{tangential}} = 0$ ).

In this Letter, however, we focus attention on the case where the planar mirror is a realistic Bragg stack. Then, most of the dome cavity modes are not labeled by a unique  $(p; l; s)$ , even for the smallest values of the paraxiality parameter  $h$ . What makes distributed Bragg reflectors (DBR) different is their polarization-dependent plane-wave reflectivity  $r_{s/p}(\theta)$ , where  $s/p$  denotes linear polarization perpendicular/parallel to the plane

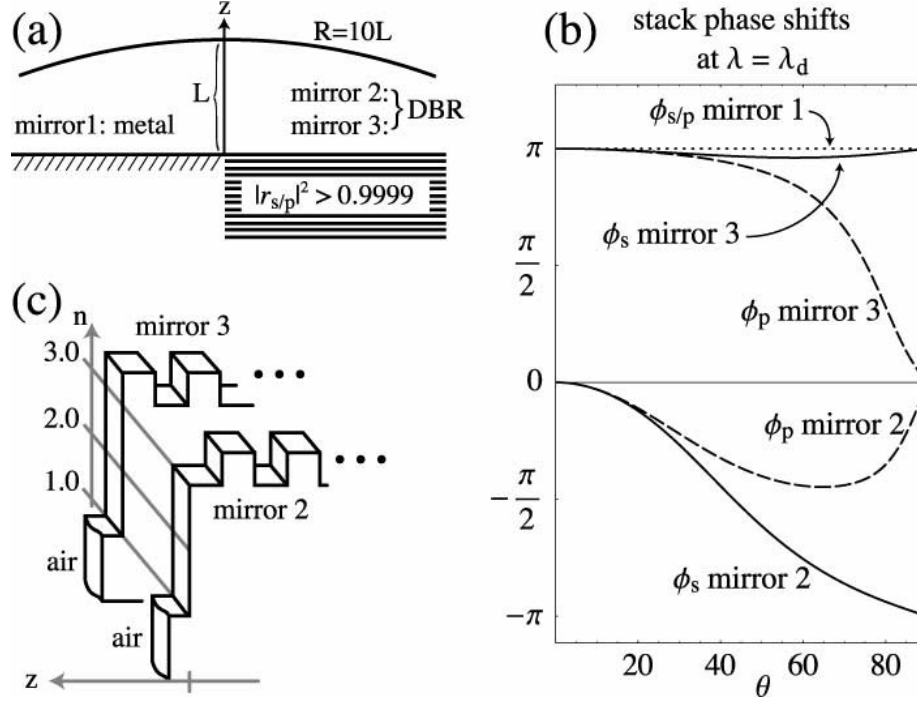


Figure 1: (a) Schematic cross section of the cavity. The dome is metal, the base is either metal or Bragg mirror. The radius of curvature  $R$  is ten times larger than the length  $L$ . (b) Polarization-dependent reactivity phases  $\phi_{s/p} = \arg(r_{s/p})$  of the different mirrors used in the calculation, versus angle of incidence  $\theta$ . (c) Index profiles of the quarter-wave Bragg mirrors used in Figs. 2 and 3. Each has 36 pairs of layers of index 3.0 and 3.5.

of incidence and  $\theta$  is the angle of incidence. Figure 1 (b) illustrates that reflection phase shifts  $\phi_{s/p}$  with strong  $\theta$  dependence may occur even if the DBR design wavelength  $\lambda_d$  is chosen so that the modes of interest are at the center of the stop band, where  $|r_{s/p}| \approx 1$ . We have calculated the fully vectorial cavity modes, using a recently developed numerical technique combining a basis function expansion in the dome region with the transfer matrix technique for the DBR [4, 5]. What we describe below can be called DBR-induced, paraxial spin-orbit coupling of light.

The numerical method is not restricted to near-paraxial modes [4], and the results presented here are observed over a wide range of  $h$ ; but we shall focus on the limit  $h \ll 1$  where  $\text{fLG}_p^{\ell s}$  should constitute a suitable basis in which to express the (transverse) cavity fields. The vectorial modes can be chosen to be eigenfunctions of the total angular momentum around the  $z$  axis, with integer eigenvalues  $m$ . If orbital and spin angular momenta  $\ell$  and  $s$  are "good quantum numbers", then  $m = \ell + s$ . As illustrated in Table 1 of Ref. [4], specifying  $N$  and  $m$  in (2) singles out pairs of  $\text{fLG}_p^{\ell s}$ , with  $\ell = m - 1$  (unless  $j = N + 1$ , in which case only  $j = N$  occurs). We shall call these pairs doublets because

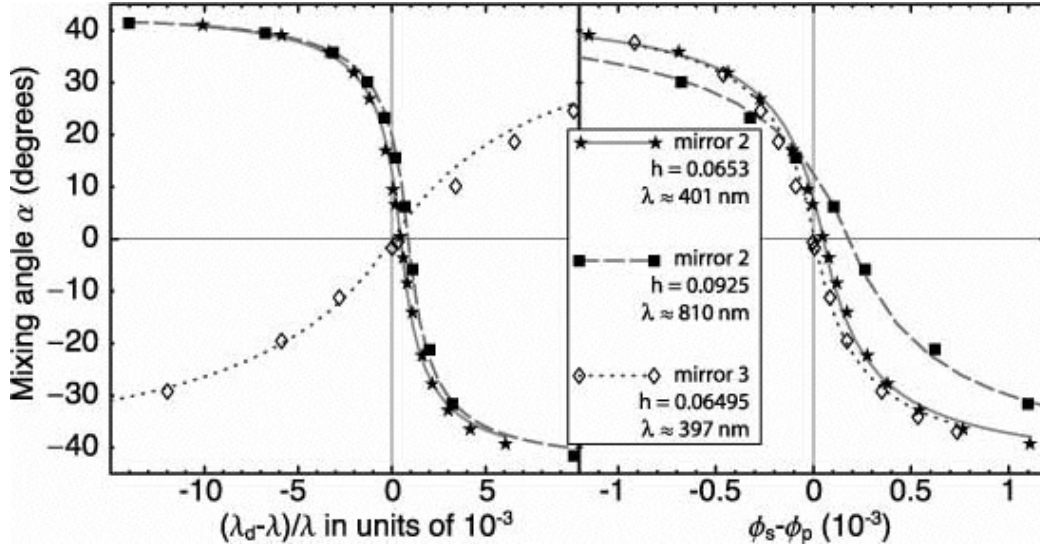


Figure 2: Mixing angle for numerically calculated vector cavity modes, versus (a) relative detuning between the mean wavelength of the doublet  $C, D$  and the Bragg design wavelength  $\lambda_d$ , and (b)  $\phi_s - \phi_p$ . Lines use the function given in the text. Cavity dimensions are  $L = 10 \text{ m}$  and  $R = 100 \text{ m}$ .

their paraxial degeneracy is in fact lifted. This is to be distinguished from a remaining reflection-induced exact degeneracy between modes differing only in the sign of  $m$ . By mixing  $m$ , the latter degeneracy can be disregarded for our purposes.

The lowest order for which the above doublets exist is  $N = 2$ , and we consider this case from now on. Both  $A = \text{LG}_1^{0+}$  and  $B = \text{LG}_0^2$  are transverse basis functions with  $m = 1$ . If  $m$  is a good quantum number but  $\ell$  and  $s$  are not, then the transverse parts of the actual  $m = 1, N = 2$  cavity modes (denoted symbolically by  $C, D$ ) will be superpositions

$$\begin{pmatrix} C \\ D \end{pmatrix} = \begin{pmatrix} \cos & \sin \\ \sin & \cos \end{pmatrix} \begin{pmatrix} A \\ B \end{pmatrix}; \quad (3)$$

where  $\alpha$  is a mixing angle: when  $\alpha = 0$ , the modes are well approximated by pure LG profiles. Among the different mirrors shown in Fig. 1, only the conductor shows  $\alpha = 0$  in general. The doublet's resonant frequencies satisfy  $\omega_D - \omega_C \neq 0$  for  $h \neq 0$ , but the mixing angle generally does not vanish in this paraxial limit.

Figure 2 (a) gives the variation of  $\alpha$  as  $\lambda_d$  is changed. The sigmoid shape of the curves means that in a typical cavity, one will find the doublet  $C, D$  at a value of  $j$  near 45°. This is the furthest from pure LG modes we can get, in spite of the rotational symmetry of the whole cavity. Note that  $\alpha = 90^\circ$  again describes pure LG states, and in going through a total variation by  $\alpha = 90^\circ$  the modes exchange character. This dramatic change occurs over a narrow  $\lambda_d$  interval, going through the "unmixed" state  $\alpha = 0$  at which point the resonance frequencies  $\omega_C, \omega_D$  exhibit an avoided crossing (not shown).



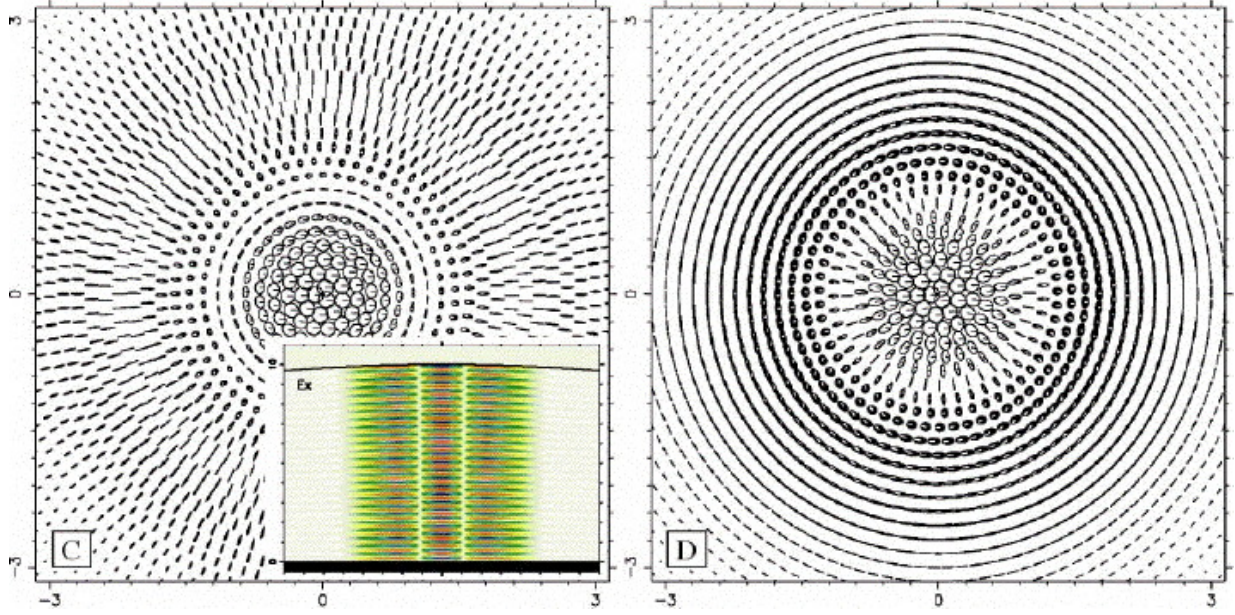


Figure 3: Cross-sectional electric field of C and D for the point m marked by the arrow in Fig. 2 (a) (mirror design 2,  $\lambda = 401.1\text{nm}$ , divergence angle  $\theta = 3.6^\circ$ ). The ellipses represent only the x-y components of the electric field; white or black filling indicates sense of rotation. Each polarization ellipse is decorated with a line pointing along the instantaneous field vector to indicate the phase. Here the mixing angle is  $\alpha = 39^\circ$ , and  $\omega_D - \omega_C = 2 \times 3.4\text{GHz}$ . Inset:  $E_x$  in the x-z plane.

The non-conservation of orbital and spin angular momentum does not rely on paraxiality: the x-y field components of a cavity eigenstate with total angular momentum  $m$  are linear combinations of two opposing circular polarization fields which individually transform under coordinate rotations according to different orbital angular momenta  $\ell = m \pm 1$ ; modes A and B in (3) are the paraxial realization of this general fact. A Bessel-wave expansion [4] of the  $m$  mode shows that one of the orbital wave functions can in fact be made to vanish exactly if  $r_s(\theta) = r_p(\theta)$  for the planar mirror. This occurs for pure magnetic or electric conductors. In the DBR cavity, on the other hand, we only have  $r_s = r_p$  at  $\theta = 0$ , cf. Fig. 1 (b). Since even the most paraxial modes contain nonzero  $\ell$  in their angular spectrum, one cannot generally factor the field into a fixed polarization vector multiplying a scalar orbital wave function. Within the conventional paraxial approach, where this factorization is performed at the outset, the consequences of a finite  $\ell$  at nearly vanishing  $\theta$  are lost.

By changing the detuning of the doublet from  $\omega_d$ , we also change the phase difference  $\phi_s - \phi_p$  at any finite angle of incidence  $\theta$ . As discussed elsewhere [7], one can identify an "effective"  $\theta_{\text{eff}}$  at which to evaluate  $\phi_s - \phi_p$ . Plotting  $\phi_s - \phi_p$  versus this variable  $\theta_{\text{eff}}$  in Fig. 2 (b), the universality of the spin-orbit coupling is revealed: the data differ widely

in the mirror designs and wavelengths used, but collapse onto very similar curves. The broad appearance of the dotted curve in 2 (a) arises mainly because the reflection phases of mirror 3 are less sensitive to detuning. The data are fit by the function [7],  $\tan \delta = \frac{(s - p - 0)}{(s + p - 0)} = \frac{s - p}{s + p}$ . The offset  $\delta_0$  for attaining circular polarization ( $\delta = 0$ ) accounts for the fact that  $s$  and  $p$  are not equal at zero detuning when evaluated at finite  $\delta$ . The crossover between  $\delta = 45^\circ$  has width  $\Delta\delta$ , and persists in the zeroth-order limit  $\delta \rightarrow 0$  where  $\delta \neq 0$ .

In Figure 3, we illustrate the polarization patterns produced by the spin-orbit coupling. Polarization ellipticity and orientation vary spatially. In particular, the single mode C exhibits circular polarization near the axis but radial linear polarization within its second radial maximum; in mode D, a crossover from circular to azimuthal linear polarization occurs. The  $L = 10 \mu\text{m}$  cavity height in this example allows  $\delta_D - \delta_C$  to be resolved despite the finite widths of the modes, which is taken into account in our numerics (cf. the DBR design in Fig. 1, and the data on decay widths in Ref. [4]). Assuming that both mirrors have a power reflectivity  $r^2$  in the range  $(1 - r^2) < 10^{-3.5 \pm 0.5}$ , we estimate that the effects shown here should be observable for cavities with paraxiality  $0.09 < h < 0.2$  if the height  $L$  of the resonator lies in the window  $12 < L < 60 \mu\text{m}$ . The mode patterns in Fig. 3 are governed by the mixing angle  $\theta$ ; Fig. 2 suggests the intriguing possibility of externally controlling  $\theta$  by changing the cavity dimensions or Bragg wavelength  $\lambda_d$ .

When addressed by laser pulses at  $\delta_C$  and  $\delta_D$ , the doublet modes could interact with one, two, or more asymmetric (polarization-sensitive) quantum dots embedded in the DBR. Thus the mixed modes may allow a new scheme of quantum processing. Cavities of the type studied here can also act as filters or laser emitters of pure or mixed LG beams, useful as "optical tweezers" [2] or as carriers of information [8].

Provided that at least one of the mirrors is a Bragg stack, any stable cavity should exhibit paraxial mixing of orbital angular momenta. Its observability hinges on the ability to distinguish true degeneracies from "quasi"-degeneracies caused by the breakdown of Eq. (2). Our quantitative analysis shows that the necessary requirements can be met by realistic cavities that are being pursued for quantum-optics applications.

We thank Mike Rayer for valuable discussions. This work was supported by NSF Grant ECS-0239332.

## References

- [1] M. Padgett, J. Courtial, and L. Allen, *Physics Today* 57, 35(41) (2004).
- [2] D. G. Grier, *Nature* 424, 810(816) (2003).
- [3] T. M. Stace, G. J. Milburn, and C. H. W. Barnes, *Phys. Rev. B* 67, 085,317 (2003).
- [4] D. H. Foster and J. U. Nockel, *Opt. Commun.* 234, 351(383) (2004).

- [5] D .H .Foster and J.U .Nockel, in Resonators and Beam Control V II, A .V .Kudryashov and A .H .Paxton, eds., Vol. 5333 of Proceedings of SPIE, pp. 195{203 (2004).
- [6] V .M .Babic and V .S .Buldyrev, Short-wavelength diffraction theory (Springer Verlag, Berlin, 1972).
- [7] D .H .Foster and J.U .Nockel, "Coupling of optical Born-Oppenheimer modes in near-paraxial cavities", in preparation
- [8] E .J .Galvez, P .R .Crawford, H .I .Sztul, M .J .Pysher, P .J .Haglin, and R .E .Williams, Phys. Rev. Lett. 90, 203901 (2003).