

Noise in Genotype Selection Model*

Bao-Quan AI¹, Wei CHEN², Xian-Ju WANG¹, Guo-Tao LIU¹,
De-Hua Wen^{1,3} and Liang-Gang LIU¹

March 31, 2022

¹Department of Physics, ZhongShan University, GuangZhou, P.R.China

²Department of Physics, JiNan University, GuangZhou, P.R.China.

³Department of Physics, South China University of technology,
GuangZhou, P. R. China.

Abstract

We study the steady state properties of a genotype selection model in presence of correlated Gaussian white noise. The effect of the noise on the genotype selection model is discussed. It is found that correlated noise can break the balance of gene selection and induce the phase transition which can makes us select one type gene haploid from a gene group.

Key words: Genotype Selection Model, Correlated noise, Fokker-Planck equation.

Pacs: 87. 10. +e, 05. 40. -a, 02. 50. Ey.

1 Introduction

Recently, nonlinear stochastic systems with noise terms have attracted extensive investigations. The concept of noise-induced transition has got wide applications in the field of physics, chemistry and biology [1][2][3]. In most of these theories the noise affects the dynamics through system variable, i.e., the noise is multiplication in nature[4]. The focal theme of these investigations is steady state properties of systems in which fluctuations, generally applied from outside, are considered independent of the system's characteristic dissipation. These studies consider only one type of fluctuations that affect system's parameters, i.e., they drive multiplicatively. However, fluctuations due to some extrinsic factors affect the system directly, i.e., they drive system dynamics additively. Since

*The project supported by National Natural Science Foundation of China (Grant No. of 10275099) and GuangDong Provincial Natural Science Foundation (Grant No. of 021707 and 001182)

two types of fluctuations have the common origin, they correlated with each other in the relevant timescale of the problem[5]. On the level of a Langevin-type description of a dynamical system, the presence of correlation between noise can change the dynamics of the system[6][7]. Correlated noise processes have found applications in a broad range of studies such as steady state properties of a single mode laser [8], bistable kinetics[9], directed motion in spatially symmetric periodic potentials[10], stochastic resonance in linear systems[11], and steady state entropy production[12]. In this paper we study the genotype selection model in presences of the correlated noise and discuss how noise correlation can break the balance of the gene selection and induce the phase transition.

2 The simple genotype selection model

We select a haploid group as our object and suppose that each haploid may have gene A or gene B [13]. The number of gene A haploid, gene B haploid and the total are N_A, N_B and N , respectively. Because the total number is constant ($N = N_A + N_B = \text{constant}$), we can make a transform as follow:

$$x = \frac{N_A}{N}, 1 - x = \frac{N_B}{N}, 0 \leq x \leq 1. \quad (1)$$

x is the ratio of gene A number to the total number. If gene A haploid and gene B haploid may have a mutation ($A \rightarrow B$ or $B \rightarrow A$) during the process of the heredity and the ratio of $A \rightarrow B$ and $B \rightarrow A$ are $m_A \Delta t$ and $m_B \Delta t$, respectively, we can get the following difference equation:

$$x(t - \Delta t) - x(t) = -m_A \Delta t x(t) + m_B \Delta t [1 - x(t)] \quad (2)$$

On the other hand, on account of self-sow each gene haploid has its rebirth rate:

$$N_A(t + \Delta t) = \omega_A N_A(t), N_B(t + \Delta t) = \omega_B N_B(t) \quad (3)$$

Where $\omega_A = 1 + \frac{S_t}{2}, \omega_B = 1 - \frac{S_t}{2}$, S_t is selection gene and Δt is time gap between border generations. From Eq.(1) and Eq.(3) we can get:

$$x(t - \Delta t) - x(t) = \frac{S_t x(t) [1 - x(t)]}{1 - \frac{S_t}{2} + S_t x(t)}. \quad (4)$$

Considering Eq.(2) and Eq.(4) together we can get the differential equation of $x(t)$ at the case of $\Delta t \rightarrow 0$.

$$\dot{x} = \beta - \gamma x + \mu x(1 - x). \quad (5)$$

Where $\beta = m_B, \gamma = m_A + m_B, \mu = \frac{S_t}{\Delta t}$. In order to simplify the equation, we suppose $m_A + m_B = 1$. So the simplified gene selection dynamic equation is shown as following

[14]

$$\dot{x} = \beta - x + \mu x(1 - x). \quad (6)$$

Now if due to some environmental external disturbance the gene selection rate of the haploid, it is likely to affect both β and μ in the form of additive and multiplicatively noises that are connected through a correlation parameter. In other words the external fluctuations affect the parameter μ which fluctuates around a mean value, thus generating multiplicative noise and at the same time environmental fluctuations perturbs the dynamics directly which gives rise to additive noise. So We have

$$\dot{x} = \beta - x + \mu x(1 - x) + x(1 - x)\epsilon(t) + \Gamma(t). \quad (7)$$

Where $\epsilon(t), \Gamma(t)$ are Gaussian white noises with the following properties.

$$\langle \epsilon(t) \rangle = \langle \Gamma(t) \rangle = 0, \quad (8)$$

$$\langle \epsilon(t)\epsilon(t') \rangle = 2D\delta(t - t'), \quad (9)$$

$$\langle \Gamma(t)\Gamma(t') \rangle = 2\alpha\delta(t - t'), \quad (10)$$

$$\langle \epsilon(t)\Gamma(t') \rangle = 2\lambda\sqrt{D\alpha}\delta(t - t'), \quad (11)$$

where D, α are the strength of noise $\epsilon(t)$ and $\Gamma(t)$, respectively. λ denotes the degree of correlation between noises $\epsilon(t)$ and $\Gamma(t)$ with $0 \leq \lambda < 1$.

3 Steady State Analysis of the Model

We can derive the corresponding Fokker-Planck equation for evolution of Steady Probability Distribution Function (SPDF) based on Eq.(7)-Eq.(11). The equation is shown as follow. [15].

$$\frac{\partial P(x, t)}{\partial t} = -\frac{\partial A(x)P(x, t)}{\partial x} + \frac{\partial^2 B(x)P(x, t)}{\partial x^2}. \quad (12)$$

Where

$$A(x) = 2Dx^3 - (\mu + 3D)x^2 + (D + \mu - 1 - 2\lambda\sqrt{D\alpha})x + \beta + \lambda\sqrt{D\alpha}. \quad (13)$$

$$B(x) = D[x(1 - x)]^2 + 2\lambda\sqrt{D\alpha}x(1 - x) + \alpha. \quad (14)$$

The steady probability distribution of Fokker-Planck equation is given by [14]

$$P_{st}(x) = \frac{N_0}{B(x)} \exp\left[\int^x \frac{A(x')}{B(x')} dx'\right] \quad (15)$$

Where N_0 is the normalization constant, using the forms of $A(x)$ and $B(x)$ we have the following integral forms of the SPDF of Eq.(12)[16].

$$P_{st}(x) = \frac{N_0}{\sqrt{D[x - x^2]^2 + 2\lambda\sqrt{D\alpha}(x - x^2) + \alpha}} \exp\left[\int^x \frac{[\beta - x' + \mu(x' - x'^2)]dx'}{D(x' - x'^2)^2 + 2\lambda\sqrt{D\alpha}(x' - x'^2) + \alpha}\right] \quad (16)$$

Now we will give a numerical analysis for Eq. (16) and the results will be presented as Fig. 1-Fig. 4.

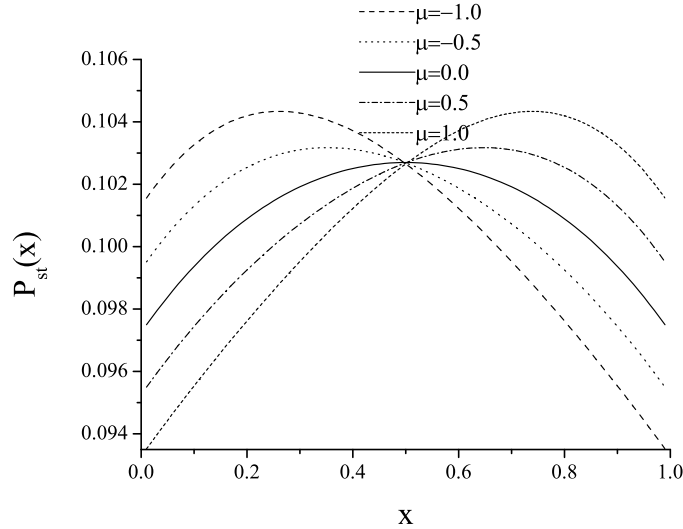


Figure 1: Plot of $P_{st}(x)$ (denotes the probability) against x (the ratio of gene A number to the total) for different values of the selection gene μ . $D=0.5, \alpha=2.0, \lambda=0.5, \beta=0.5$ and $\mu=-1.0, -0.5, 0.0, 0.5$ and 1.0 , respectively. (units are relative)

In the Fig.1, we study the effect of the selection rate μ on SPDF. When the selection rate is zero ($\mu = 0$), the curve is symmetry. It is said that gene A haploid (x) and gene B haploid ($1 - x$) have the same probability distribution. If the selection rate get a negative value the peak of the curve is biased to the left. It is evident that the selection is unfair which is propitious to gene B haploid. On the other hand, the selection is propitious to gene A in case of $\mu > 0$. In order to study the effect of the noise on the system easily we adopt the symmetrical case for the following discussion.

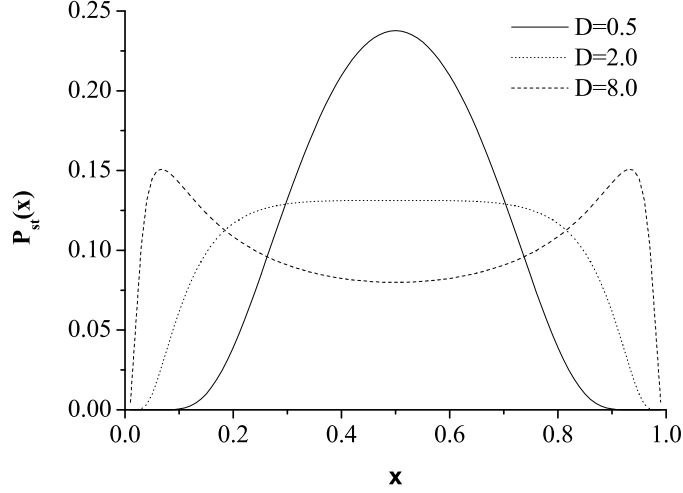


Figure 2: Plot of $P_{st}(x)$ (denotes the probability) against x (the ratio of gene A number to the total) for different values of multiplicative noise intensity D . $\mu=0, \alpha=0, \lambda=0, \beta=0.5$ and $D=0.5, 2.0$ and 8.0 , respectively. (units are relative)

In Fig.(2) we show the effect of multiplicative noise on SPDF. For a small value of D the curve shows a single peak (at $x = 0.5$) region which indicates that environmental selection gives the same chance to both gene A haploid and gene B haploid and it is not easy for us to select one type haploid from the group. As the value of D increases, the single peak region vanishes and it evolves a double peak region. The left peak is near the position $x = 0$ while the right one is near the position $x = 1$, which shows that environment selection gives a absolute big chance to one of the two (gene A or gene B). In this case it is easy to select one type haploid from the group since the other type haploid number can be neglected with regard to the selected type number. On the other hand, from the Fig.2 we can know that the multiplicative noise can induce the phase transition from one peak to double peak.

The effect of the additive noise on SPDF is shown as Fig.3. For a small value of α the curve represents a single peak region which vanishes for larger value of α . The position of the peak is weakly affected by the strength of α , however, its height may be affected intensively by α . It is said that the additive noise can not separate the single peak while it can make the peak disappear as a diffuse term.

The curve of the Fig.4 shows the effect of correlation parameter on SPDF. When λ is zero, namely no correlation, the curve gives one peak region whose peak position is at $x = 0.5$ which shows that the selection is fair to both gene A haploid and gene B haploid.

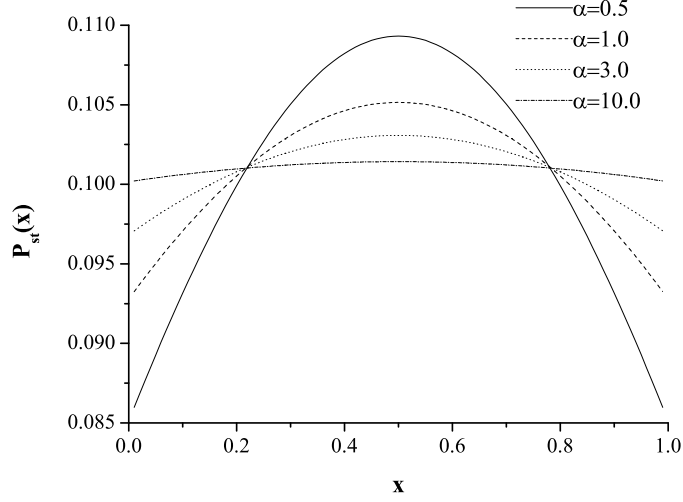


Figure 3: $P_{st}(x)$ (denotes the probability) against x (the ratio of gene A number to the total) for different values of additive noise intensity α . $\mu=0, D=0, \lambda=0, \beta=0.5$ and $\alpha=0.5, 1.0, 3.0$ and 10.0 , respectively. (units are relative)

As the value of λ increases the peak at $x = 0.5$ vanishes gradually and finally it becomes a concave peak. At the same time, the height of the curve at the both side becomes larger gradually. In others word, the noise correlation make the probability distribution centralize on both sides ($x = 0$ and $x = 1$). It is evident that the noise correlation make it possible to separate one type haploid from a haploid group.

4 Conclusion and Summary

In this paper, the steady state properties of the gene selection model is investigated in presence of the correlated Gaussian white noise. We study the effect of the white noise on SPDF in the symmetrical case. The multiplicative noise can break the single peak state to the double peak state (see Fig.2), which indicates that the selection in the case is preponderant for one of the two (gene A or gene B). The additive noise play a diffusing role in the process, which causes the probabilities distribution to a equal distribution. The noise correlation can also break the symmetry of AB , which induces the especial gene haploid to be selected.

From the above, it is found that the noise can change the nature selection from a equal probability selection to a differential probability one, which benefits us to select one type haploid from the haploid group. The breaking of the symmetry and the especial gene

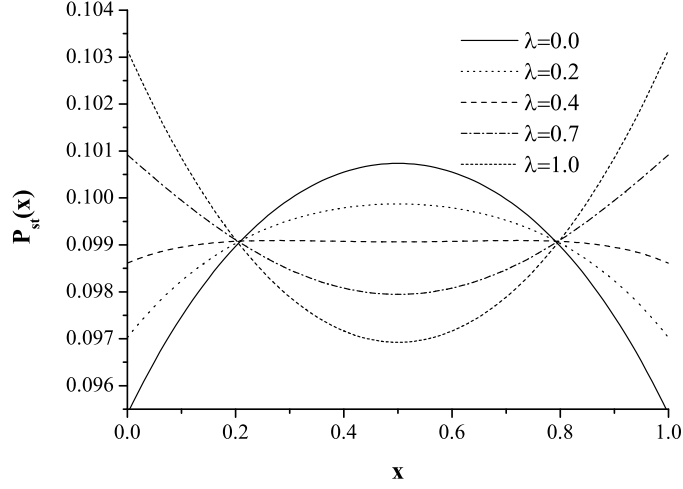


Figure 4: $P_{st}(x)$ (denotes the probability) against x (the ratio of gene A number to the total) for different values of noise correlation parameter λ . $\mu=0.0, \alpha=2.0, D=0.5, \beta=0.5$ and $\lambda=0.0, 0.2, 0.4, 0.7$ and 1.0 , respectively. (units are relative)

selection are very important to produce of gene order and biology evolution.

On the other hand, the stochastic force can induce the phase transition in our system. This viewpoint is completely novel as the traditional viewpoint thinks the stochastic force disturbs the phase transition.

References

- [1] A. Fulinski and T. Telejko, Phys. Lett. A152 (1991) 11.
- [2] B. Q. Ai, X. J. Wang, L. G. Liu, M. Nakano and H. Matsuura, Chin. Phys. Lett., 19 (2002) 137.
- [3] B. Q. Ai, X. J. Wang, L. G. Liu, M. Nakano and H. Matsuura, Proc. of the IEEE-EMBS Asia-Pacific Conference on Biomedical Engineering, (2000)397.
- [4] B. Q. Ai, X. J. Wang, L. G. Liu, M. Nakano and H. Matsuura, Commun. Theor. Phys., 37 (2002) 125.
- [5] W. Hersthemke and R. Lefever, Noise-induced Transitions, (Springer-Verlag, Berlin, 1984).
- [6] S. K. Banik, Correlated Noise Induced control prey extinction (physics/0110088), (2001).
- [7] L. Cao and D. J. Wu, Phys. Lett. A185 (1994) 59.
- [8] S. Zhu, Phys. Rev. A47 (1993) 2405 .
- [9] Y. Jia and J. R. Li, Phys. Rev. E53 (1996) 5786.
- [10] J. H. Li and Z. Q. Huang, Phys. Rev. E53 (1996) 3315.
- [11] V. Berdichevsky and M. Gitterman, Phys. Rev. E60 (1999) 1494
- [12] B. C. Bag, S. K. Banik and D. S. Ray, Phys. Rev. E64 (2001) 026110.
- [13] W. David and J. R. Peck, Pleiotropy and the Preservation of Prefection, Science, 279 (1998)1210.
- [14] G. Hu, Stochastic forces and nonlinear systems, (Shanghai Scientific and Technological Education Publishing, Shanghai,1994).
- [15] D. J. Wu, L. Cao And S. Z. Ke, Phys. Rev. E50 (1994)2496.
- [16] Table of Integrals, Series and Products, edited by I. S. Gradshteyn and I. M. Ryzhik (Academic, New York,1980).