

# Distances in plane membranes

A. F. F. Teixeira

Centro Brasileiro de Pesquisas Físicas  
22290-180 Rio de Janeiro-RJ, Brazil

April 17, 2024

## Abstract

A flat membrane with given shape is displayed; two points in the membrane are randomly selected; the probability that the separation between the points have a specific value is sought. A simple method to evaluate the probability density is developed, and is easily extended to spaces with more dimensions.

## 1 Introduction

A most common geometrical problem encountered in exact and natural sciences (engineering, physics, chemistry, biology, etc) is: given a surface with finite area and definite form, and randomly choosing two points in it, find the probability density  $P(l)$  that these points have a prescribed separation  $l$ .

To see the relevance of the subject consider the following example taken from biology: a live membrane is infected at some spots, and the progress of the infection is suspected to depend on the mutual separation between the infected points. A knowledge of the mean separation  $l_{\text{mean}}$ , the mean inverse separation  $(l^{-1})_{\text{mean}}$ , and the mean squared inverse separation  $(l^{-2})_{\text{mean}}$  between points in the membrane, all depend on the probability density, and are crucial to an analysis of the process.

In this note we find the functions  $P(l)$  for three finite surfaces widely dealt with: the circle, the square, and the rectangle. From these examples the method for obtaining  $P(l)$  for other surfaces is trivially inferred. The method can also be easily extended to three-dimensional spaces, such as spherical drops, or parallelepipeds.

## 2 Circular membranes

In a plane disk with diameter  $d$  two points  $A, B$  are randomly chosen. We want the probability  $P(l)dl$  that the separation between the points lies between  $l$  and  $l+dl$ . The

---

teixeira@cbp.fbr

probability density  $P(l)$  has to satisfy the normalization condition

$$\int_0^{\delta} P(l) dl = 1 \quad (1)$$

Our first concern is: having chosen a point  $A$  in the (infinite) euclidian plane, next randomly choosing another point  $B$  also in the plane, we seek the probability that their separation have a value  $l$ . That probability clearly is proportional to the measure of the locus of  $B$  { the circle with center  $A$  and radius  $l$  } so the locus has measure  $2\pi l$ . However, since neither the finiteness of the disk nor its shape were taken into account, the analysis of the problem is still incomplete.

We have to examine all possible line segments entirely embedded in the disk. As a matter of fact, the symmetry of the disk permits restrict the study to segments aligned in just one direction; we choose the vertical direction, for definiteness.

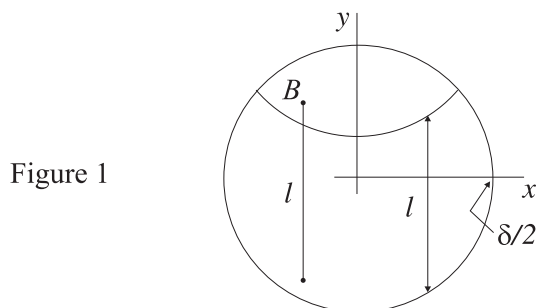


Figure 1

In figure 1 we note that the upper tip  $B$  of a vertical segment with length  $l$  has to lie in the lens shaped region enclosed by the circles  $x^2 + y^2 = h^2$  and  $x^2 + (y - l)^2 = l^2$ . The area of this lens is

$$S(l) = \frac{1}{2} h^2 \cos^{-1} \left( \frac{l-h}{h} \right) - \frac{1}{2} l^2 \cos^{-1} \left( \frac{l-h}{l} \right) \quad (2)$$

Writing the probability density as  $P(l) = k S(l)$  and imposing the normalization condition (1) we find  $k = \frac{16}{h^4}$ , and finally

$$P(l) = \frac{16l}{h^4} \cos^{-1} \left( \frac{l-h}{h} \right) - \frac{16l^2}{h^4} \cos^{-1} \left( \frac{l-h}{l} \right) \quad (3)$$

A graph of  $P(l)$  is given in figure 2; also a normalized histogram obtained via computer simulation is reproduced, to give confidence in the calculations.

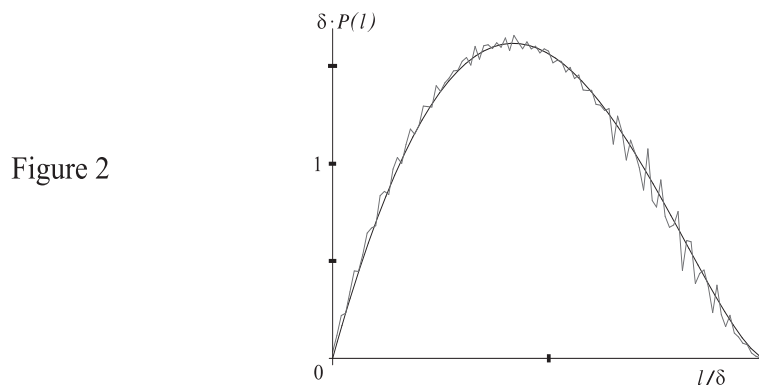


Figure 2

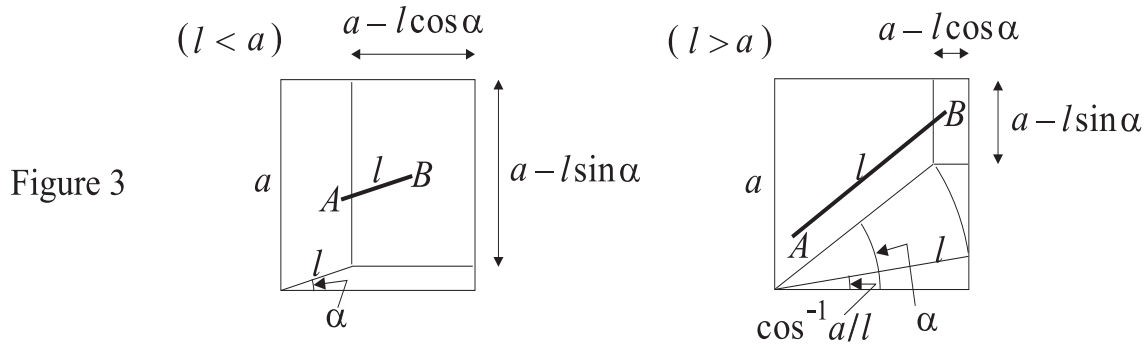
### 3 Square membranes

Similarly as before, we randomly choose two points in a square with side  $a$ , and want the probability density that their separation be  $l$ ; the normalization condition now reads

$$\int_0^a \int_0^a P(l) dl = 1: \quad (4)$$

Again an overall multiplicative factor  $l$  is expected in the expression of  $P(l)$ , and we are next interested in the line segments lying entirely inside the square.

We initially consider the segments with length  $l < a$ ; in this case the symmetries of the square allow reduce our study to the segments with slope lying between  $\alpha = 0$  and  $\alpha = \pi/4$ , as is seen in the first figure 3.



The locus of the upper tip  $B$  of a segment with slope  $\alpha$  and length  $l$  is a rectangle with area

$$S(l; \alpha) = (a - l \cos \alpha)(a - l \sin \alpha): \quad (5)$$

Taking into account all slopes in the range  $[0; \pi/4]$  we write

$$P(l < a) = k l \int_0^{\pi/4} S(l; \alpha) d\alpha: \quad (6)$$

For line segments with length  $l > a$  the minimum slope is  $\alpha = \cos^{-1}(a/l)$ , as is clear in the second figure 3, so now

$$P(l > a) = k l \int_{\cos^{-1}(a/l)}^{\pi/4} S(l; \alpha) d\alpha: \quad (7)$$

The normalization constant is obtained from (4),

$$\int_0^a P(l < a) dl + \int_a^{\infty} P(l > a) dl = 1; \quad (8)$$

and has value  $k = 8/a^4$ . We then have  $P(l)$  given by the two expressions

$$P(l < a) = \frac{2l^3}{a^4} \left[ \frac{1}{2} - \frac{1}{4} \left( \frac{a}{l} \right)^2 \right]; \quad (9)$$

$$P(l > a) = \frac{2l^h}{a^4} \int_{\cos^{-1} a/l}^{\pi} (a^2 + 4a^2 \sin^2 \theta) d\theta \quad (10)$$

A graph of  $P(l)$  is given in the figure 4; also a normalized histogram obtained via computer simulation is superimposed for comparison.

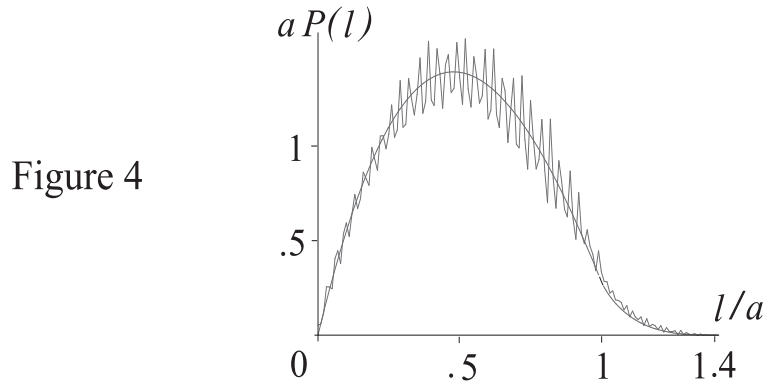


Figure 4

#### 4 Rectangular membranes

We assume a rectangle with sides  $a$  and  $b < a$ ; to investigate separations  $l$  between points in the rectangle we need now distinguish three different possibilities, depending on the value of  $l$  relative to  $a$  and  $b$ . See figure 5.

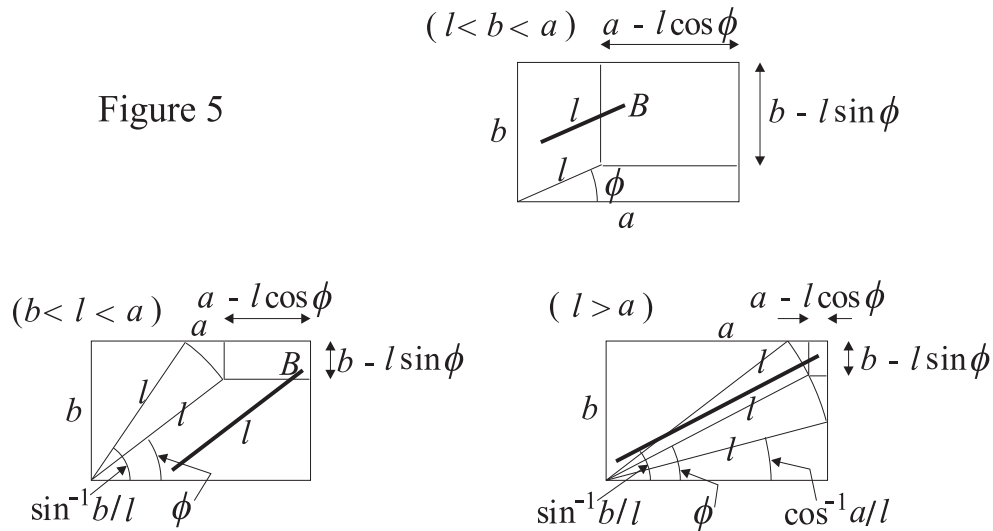


Figure 5

In all cases the angular probability density  $P(l; \phi)$  is similar as before,

$$P(l; \phi) = k l (a - l \cos \phi) (b - l \sin \phi) \quad (11)$$

The symmetries of the rectangle permit restrict the study to segments with slope from  $\phi = 0$  to  $\phi = \pi/2$ . When  $l < b < a$  we integrate (11) from  $\phi = 0$  to  $\phi = \pi/2$  and obtain  $P(l < b)$ . When  $b < l < a$  the maximum slope is reduced to  $\phi = \sin^{-1} b/l$ , and the integration gives  $P(b < l < a)$ . Finally, when  $l > a > b$  the slope ranges from  $\phi = \cos^{-1} a/l$  to  $\phi = \sin^{-1} b/l$ , and the integration gives  $P(l > a)$ .

The normalization constant  $k$  is still unassigned; to fix it we impose the normalization condition

$$\int_0^b P(l < b) dl + \int_b^a P(b < l < a) dl + \int_a^{\sqrt{a^2+b^2}} P(l > a) dl = 1; \quad (12)$$

and find  $k = 4/(ab)^2$ ; the probability density  $P(l)$  is then expressed in the three stages

$$P(l < b) = \frac{4l}{a^2b^2} \sqrt{a^2 - l^2} \quad (a + b)l + ab \sqrt{a^2 - l^2}; \quad (13)$$

$$P(b < l < a) = \frac{4l}{a^2b^2} [ab \sin^{-1} \frac{l}{b} - al + a \sqrt{l^2 - b^2} - b^2 \sqrt{l^2 - b^2}]; \quad (14)$$

$$P(l > a) = \frac{4l}{a^2b^2} [ab(\sin^{-1} \frac{a}{l} + \sin^{-1} \frac{b}{l}) +$$

$$\sqrt{l^2 - b^2} + b \sqrt{l^2 - a^2} - l^2 \sqrt{a^2 + b^2}]; \quad (15)$$

A graph of  $P(l)$  is given in Figure 6, drawn for  $b = a/2$ ; also a normalized histogram obtained via computer simulation is given as illustration.

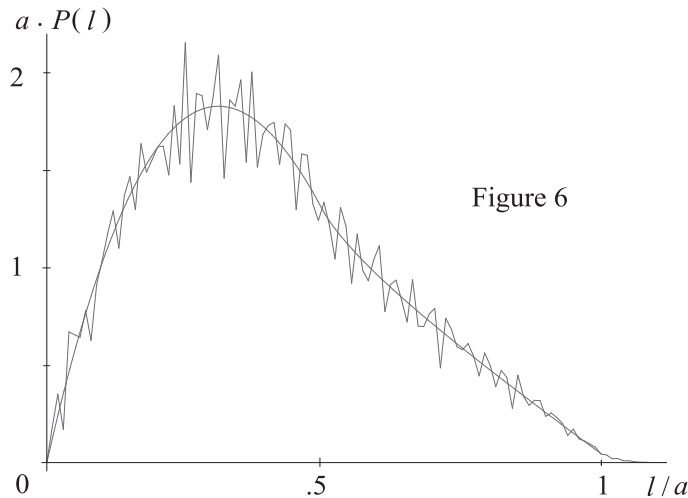


Figure 6

## 5 Discussion

The problem of investigating separations between points in a given space [1] recently received a strong and unexpected stimulus coming from cosmology [2]; more specifically, from the so-called cosmic crystallography, which aims to unveil the shape of the universe [3] [19].

The algorithm formerly used in the present note to find the various probability densities  $P(l)$  closely followed that of cosmologists. However, it soon became evident that a new approach was imperative to circumvent the long calculations arising from that algorithm, when applied to spaces different from balls.

The idea of using normalized probability densities  $P(l)$  greatly simplifies the task of obtaining mean quantities concerning separations; e.g., we have

$$l_{\text{mean}} = \int_0^{l_{\text{max}}} l P(l) dl; \quad (l^{-1})_{\text{mean}} = \int_0^{l_{\text{max}}} l^{-1} P(l) dl; \quad (16)$$

these are particular instances of the general rule

$$[f(l)]_{\text{mean}} = \int_0^{l_{\text{max}}} f(l) P(l) dl; \quad (17)$$

In figures 2, 4, and 6 both abscissa and ordinate were chosen dimensionless; by simple inspection we then confirm that the corresponding functions  $P(l)$  are indeed normalized.

In figure 2 we note that the most probable separation in the disk with diameter  $a$  is  $l_{\text{mp}} = 0.42a$ , corresponding to the value of  $l$  where the function  $P(l)$  of (3) is maximum; while the mean separation is slightly greater,  $l_{\text{mean}} = 0.45a$ . We also note that the function changes curvature at  $l = \frac{a}{2} = 0.5a$ .

In figure 4 we see that the most probable separation between points in a square with side  $a$  is  $l_{\text{mp}} = 0.48a$ , while the mean separation is  $l_{\text{mean}} = 0.52a$ . Although both the function  $P(l)$  in (9) and (10) and its first derivative are continuous at  $l = a$ , the second derivative is not: in fact,  $a^2 d^2 P(l) = dl^2$  abruptly changes from the finite negative value  $-4$  when  $l = a - \epsilon$  to the diverging positive value  $8/\epsilon$  when  $l = a + \epsilon$ . Of course the curvature of  $P(l)$  changes sign at  $l = a$ . We still note in figure 4 the rapidly decreasing density of separations when  $l = a$  approaches  $\frac{a}{2}$ ; this was already expected, since these large separations correspond to segments with both endpoints in diagonally opposite corners of the square, and corner regions are small in comparison with the whole square.

In figure 6, corresponding to the rectangle, we again note that both  $P(l)$  of (13)-(15) and its first derivative are continuous throughout  $0 < l < \sqrt{a^2 + b^2}$ . And again the second derivative shows in finite discontinuity, now at  $l = b$  and also at  $l = a$ ; nevertheless  $P(l)$  changes curvature only at  $l = b$ . When  $b$  diminishes relative to  $a$  we find that the graph of  $P(l)$  gradually resembles a right triangle; when  $b = a \rightarrow 0$  the plot is a straight line going from  $(0, 2)$  to  $(1, 0)$ , as in the figure 6 of ref. [1] or figure 3 of ref. [14]: namely,  $aP(l) = 2(l - l = a)$ .

In extending the present note to three-dimensional euclidean spaces one should replace the overall multiplicative factor  $l$  in the probability density with a factor  $l^2$ ; this is because the locus of the points that are at a distance  $l$  from a fixed point in three-space is a two-dimensional sphere, whose area  $4\pi l^2$  increases with  $l^2$ .

## 6 Acknowledgments

Are due to German I. G. Omero and Marcel J. Reboucas for pointing out various important references and for fruitful conversations.

## References

- [1] Krzysztof Beres, "Distance distribution", *Zeszyty Naukowe Uniwersytetu Jagiellońskiego - Acta Cosmologica* - Z. 5 (1976) 7-27
- [2] Kelly A. Farrar and Adrian L. Melott, "Gravity in twisted space", *Computers in Physics*, Mar/Apr 1990, 185-189
- [3] Roland Lehoucq, M. Lachieze-Rey and Jean-Pierre Luminet, "Cosmic crystallography", *gr-qc/9604050*
- [4] Helio V. Fagundes and Evelise Gausmann, "On closed Einstein-de Sitter universes", *astro-ph/9704259*
- [5] Roland Lehoucq, Jean-Pierre Luminet and Jean-Philippe Uzan, "Topological lens effects in universes with non-euclidian compact spatial sections", *astro-ph/9811107*
- [6] German I. Romero, Antonio F.F. Teixeira, Marcelo J. Rebouças and Armando Bemui, "Spikes in cosmic crystallography", *gr-qc/9811038*
- [7] Helio V. Fagundes and Evelise Gausmann, "Cosmic crystallography in compact hyperbolic universes", *astro-ph/9811368*
- [8] Jean-Pierre Luminet and Boudewijn F. Roukema, "Topology of the universe: theory and observation", *astro-ph/9901364*
- [9] Jean-Philippe Uzan, Roland Lehoucq and Jean-Pierre Luminet "A new crystallographic method for detecting space topology", *astro-ph/9903155*
- [10] Armando Bemui and Antonio F.F. Teixeira "Cosmic crystallography: three multipurpose functions", *astro-ph/9904180*
- [11] German I. Romero, Marcelo J. Rebouças and Antonio F.F. Teixeira, "Spikes in cosmic crystallography II: topological signature of compact flat universes", *gr-qc/9909078*
- [12] German I. Romero, Marcelo J. Rebouças and Antonio F.F. Teixeira, "A topological signature in cosmic topology", *gr-qc/9911049*
- [13] Armando Bemui and Antonio F.F. Teixeira "Cosmic crystallography: the euclidean isometries", *gr-qc/0003063*
- [14] Antonio F.F. Teixeira "Cosmic crystallography in a circle", *gr-qc/0005052*
- [15] Roland Lehoucq, Jean-Pierre Luminet and Jean-Philippe Uzan, "Limits of crystallographic methods for detecting space topology", *astro-ph/0005515*
- [16] Antonio F.F. Teixeira "Cosmic crystallography: the hyperbolic isometries", *gr-qc/0010107*
- [17] German I. Romero, Marcelo J. Rebouças and Antonio F.F. Teixeira, "Signature for the shape of the universe", *gr-qc/0105048*

- [18] Evelise Gausmann, Roland Lehoucq, Jean-Pierre Luminet, Jean-Philippe Uzan and Jeffrey Weeks, "Topological lensing in spherical spaces", gr-qc/0106033
- [19] Janna Levin "Topology and the cosmic microwave background", gr-qc/0108043