

# Trapped and Passing Electrons in BGK Solitary Waves

Li-Jen Chen and George K. Parks\*

Physics Department, University of Washington, Seattle, WA 98195

\*Also at Space Science Laboratory, University of California, Berkeley

This paper reexamines the physical roles of trapped and passing electrons in Bernstein-Greene-Kruskal (BGK) electron solitary waves, also called the BGK electron holes (EH). It is shown that the shielding of the positive core is achieved by electrons trapped and oscillating inside the potential energy trough, instead of the thermal screening from the ambient plasma as previously thought. The size of a BGK EH is therefore not restricted to be greater than the Debye length  $\lambda_D$ .

PACS numbers: 52.35.Sb, 52.35.Mw, 52.35.Fp

In 1957, Bernstein, Greene and Kruskal [1] solved the one-dimensional, time-independent Vlasov-Poisson equations and obtained the general solutions for electrostatic nonlinear traveling waves, including solitary potential pulses. Their derivation emphasized the special role played by the particles trapped in the potential energy troughs. They demonstrated that one could construct waves of arbitrary shapes by assigning the distribution of trapped particles suitable for the desired wave form.

In 1967, Roberts and Berk [2] provided a quasi-particle picture for the electron phase space holes (EH) based on the results of a numerical experiment on two-stream instability. They followed the evolution of the electron phase space boundary between  $f = 0$  and  $f = 1$  using the time-dependent Vlasov-Poisson equations with the "water-bag" model in which the distribution function only takes discrete values, 0 and 1. They interpreted the elliptical empty ( $f = 0$ ) region associated with a positive charge observed in the late stage of the nonlinear development as a BGK EH. In order to explain the coalescence of neighboring EHs, a negative effective mass was assigned to each EH to compensate for the Coulomb repulsion of two positive EHs. Thus, they suggested a quasi-particle picture that BGK EHs have positive charge and negative mass. This picture is in use even today to interpret results in computer simulations of EH disruptions [3], and to model the mutual interaction of electrostatic solitary waves in space plasma [4].

It was not until 1979 that BGK EHs were experimentally realized by the Rice laboratory experiments [5,6]. By applying large amplitude potential pulses in a plasma-loaded waveguide, solitary potential pulses were excited, including EHs and Korteweg-de Vries (KdV) solitons [7]. Investigations of the mutual interaction of EHs showed that two EHs close to each other would coalesce if they have almost equal velocity and they would pass through each other if their relative velocity was large [5]. The coalescence was interpreted in terms of the positive EH picture derived earlier [5,6].

The analytical work that followed the Rice experiments mainly focused on constructing solutions and obtaining the corresponding width-amplitude relations to

facilitate the comparison between BGK EHs and KdV solitons [8-10]. In addressing the quasi-particle picture of EHs, Schamel [9] concluded that EHs were positively charged, screened by the ambient electrons over many Debye lengths ( $\lambda_D$ ), and had negative mass [9]. This conclusion supports the positive EH picture previously obtained from the numerical experiments [2,11] and that the minimum size of EHs of several  $\lambda_D$  is a consequence of thermal screening by the ambient electrons.

Turikov [8] followed the BGK approach and constructed the trapped electron distribution for a Maxwellian ambient electron distribution and various solitary potential profiles. He restricted his study to BGK EHs with phase space density zero in a hole center and the results showed that the potential width increases with increasing amplitude. This behavior is different from that of the KdV solitons whose width decreases with increasing amplitude. He also numerically simulated the temporal evolution of the EHs for different Mach numbers to study the EH stability and found that EHs are quasi-stable for Mach numbers less than 2. One of the main conclusions that Turikov made was that EHs are purely kinetic nonlinear objects in which trapped electrons play an important role, but exactly what physical role trapped electrons played was not addressed.

Space-borne experiments now show that electrostatic solitary waves (ESW) are ubiquitous in Earth's magnetospheric boundaries, shock, geomagnetic tail and auroral ionosphere [12-17]. While detailed properties of these solitary waves are continuously being studied, it has been shown that in a number of cases the ESWs have features that are consistent with BGK electron [18] and ion [19] mode solitary waves. A statistical study by FAST satellite observations [15,16] in the auroral ionosphere has revealed that solitary pulses with a positive potential typically have a Gaussian halfwidth ranging from less than one  $\lambda_D$  to several  $\lambda_D$  with a mean of  $1.80 \lambda_D$  and a standard deviation of  $1.13 \lambda_D$ . However, the statistical analysis strongly favored large amplitude pulses [15,16] and smaller EHs if they existed were not sampled. This question of how small EHs can be is an important issue associated with how a collisionless plasma supports nonlinear

waves and needs to be further investigated.

To examine the physical roles played by trapped and passing electrons, we start first with simple physical arguments and then perform analytical calculations using the same formulation used by Turikov [8], except that we relax the restriction of empty-centered EHs and obtain a more general width-amplitude relation. The number density profiles of trapped and passing electrons are calculated to quantify the separate contributions from trapped and passing electrons to the charge density. Implications of our results to the positive EH picture and minimum size of BGK EHs are made.

We first discuss heuristically the behavior of electrons in the vicinity of a potential pulse. Figures 1(a)-1(c) show the general form of a positive solitary potential pulse  $\phi(x)$ , the corresponding bipolar electric field  $E = -\phi'(x)$  and the total charge density  $\rho = -\phi''(x)$ . The charge density is positive at the core, negative at the boundary, and zero outside the solitary potential. Figure 1(d) shows the potential energy trough with an electron passing by (open circle) and a trapped electron (solid circle) at its turning point. Consider the phase space trajectories of electrons passing by the potential and those that are trapped in the potential shown in Figure 1(e). The dashed line marked by electrons with zero total energy is the boundary of the trapping region inside which electrons are trapped and outside which electrons are untrapped. The total energy,  $w = \frac{m}{2}v^2 - e\phi$ , is a constant of motion. A passing electron ( $w > 0$ ) moves with a constant velocity outside the potential and the speed increases when it encounters the potential pulse and then decreases back to its original value as it moves away. A trapped electron ( $w < 0$ ) bounces back and forth between its two turning points in the potential. Since there is no source or sink for the particles, the density is inversely proportional to the velocity. We can thus deduce that the density of passing electrons is constant outside and becomes smaller as  $\phi$  increases. No excess negative charge results from the passing electrons. On the other hand, trapped electrons have density maxima at their turning points, and so must be responsible for the excess negative charge. The charge density variation (Figure 1(c)) needed to be self-consistent with the solitary potential pulse is thus a net balance of the negative charge from trapped electrons and the positive charge due to the density decrease of passing electrons since the ion density is assumed uniform. From this simple picture, one can see that in BGK solitary waves it is the trapped electrons traveling with the solitary potential that screen out the positive core. Our picture is different from the picture of a positive object in a plasma whose screening is achieved by the thermal motion of the plasma (Debye shielding).

The entire trapping region that consists of the total electron density enhancement at the flanks and depletion at the core is a physical entity produced by the self-consistent interaction between the plasma particles and

the solitary potential pulse. This defines the physical identity of one BGK EH. The total charge of the entire trapping region is zero, and therefore it follows that two separated BGK EHs do not interact and the concept of negative mass is not needed.

We now use the approach formulated by BGK [1] to quantify the above arguments and further demonstrate that the results are independent of the strength of the nonlinearity. The time-independent, coupled Vlasov and Poisson equations with the assumption of a uniform neutralizing ion background take the following form:

$$v \frac{\partial f(v; x)}{\partial x} + \frac{1}{2} \frac{\partial}{\partial x} \frac{\partial f(v; x)}{\partial v} = 0; \quad (1)$$

$$\frac{\partial^2 \phi}{\partial x^2} = \int_{-1}^1 f(v; x) dv - 1; \quad (2)$$

where  $f$  is the electron distribution function and the quantities have been normalized with the units of the Debye length  $\lambda_D$ , the ambient electron thermal energy  $T_e$ , and the electron thermal velocity  $v_t = \sqrt{2T_e/m}$ . The total energy  $w = v^2/2 - \phi$  under this convention. Any  $f = f(w)$  is a solution to Eq. 1 as can be readily verified. Recognizing this, Eq. 2 can be rewritten in the following form,

$$\frac{\partial^2 \phi}{\partial x^2} = \int_0^{\phi} dw \frac{f_{tr}(w)}{2P \sqrt{w}} + \int_0^{\phi} dw \frac{f_p(w)}{2P \sqrt{w}} - 1; \quad (3)$$

where  $f_{tr}(w)$  and  $f_p(w)$  are the trapped and passing electron phase space densities at energy  $w$ , respectively. The first integral on the RHS of Eq. 3 is the trapped electron density, and the second integral the passing electron density. Prescribe the solitary potential as a Gaussian,

$$\phi(x) = \exp(-x^2/2); \quad (4)$$

and the passing electron distribution a Maxwellian where the density has been normalized to 1 outside the solitary potential,

$$f_p(w) = \frac{2}{\pi} \exp(-w); \quad (5)$$

Following the BGK approach, we obtain the trapped electron distribution,

$$f_{tr}(x; w) = \frac{4P \sqrt{w}}{2} \left[ 1 - 2 \ln \left( \frac{4w}{\pi} \right) + \frac{2 \exp(-w)}{P} \right] \frac{1}{\text{erf}(\sqrt{w})}; \quad (6)$$

The first term in  $f_{tr}$  stems from  $\partial^2 \phi / \partial x^2$  term in Eq. 3 and has a single peak at  $w = \frac{1}{4e^{3/2}}$ . This term is 0 at  $w = 0$ , goes negative at  $w = \frac{1}{4e^{3/2}}$ , and will always be single peaked even for other bell-shaped solitary potentials (for example,  $\text{sech}^2(x)$  and  $\text{sech}^4(x)$ ),

see Figure 4 of [8] for the special case of empty-centered EHs). Although the peak location may vary, it will not be at the end points, 0 and  $\infty$ . The second term arising from the integral of the passing electron distribution decreases monotonically from  $w = 0$  to  $w = \infty$ . The end point behavior of the two terms implies that  $f_{tr}(w = 0) > f_{tr}(w = \infty)$ . Combining the behavior of the two terms in  $f_{tr}$ , it can be concluded that  $f_{tr}(0 > w) > f_{tr}(w = \infty)$ . This feature of  $f_{tr}$  is essential in making a solitary pulse, and it manifests itself at the peak of the potential as two counterstreaming beams. For the solution to be physical,  $f_{tr}$  has to be nonnegative.  $f_{tr}(\infty; w = \infty) = 0$  satisfies this requirement, yielding the width-amplitude ( $\phi - \psi$ ) relation,

$$\frac{2^{p-1} (2 \ln 4 - 1)}{e [1 - \operatorname{erf}(\frac{1}{\sqrt{e}})]} = 1 \quad (7)$$

The equal sign in Ineq. 7 corresponds to the case of empty-centered EHs studied by Turikov [8]. We plot Ineq. 7 in Figure 2. A point in the shaded region represents an allowed EH with a given  $\phi$  and  $\psi$ . The shaded region includes all of the allowed  $\phi$  and  $\psi$  for the range of values shown. For a fixed  $\phi$ , all  $\psi_0$  are allowed, where  $\psi_0$  is such that  $f_{tr}(\psi_0; w = \infty) = 0$ ; while for a fixed  $\psi$ , all  $\phi_0$  are allowed, where  $\phi_0$  is such that  $f_{tr}(\infty; \phi_0; w = \infty) = 0$ . The corresponding physical meaning is that empty-centered EHs give the largest amplitude ( $\phi_0$ ) for a fixed width, and the smallest width ( $\psi_0$ ) for a fixed amplitude as comparing to EHs that are not empty-centered. Note that by distributing a finite number of electrons at rest at the bottom of the potential energy trough, the plasma supports smaller amplitude or larger width pulses than the amplitude and width of empty-centered EHs. This inequality relation is dramatically different from that of KdV solitons whose width-amplitude relation is a one-to-one mapping.

With  $f_p$  and  $f_{tr}$ , we can now calculate the passing and trapped electron densities separately and obtain

$$n_p(x) = \exp(\phi) \frac{1}{1 - \operatorname{erf}(\frac{\psi}{\sqrt{e}})};$$

$$n_{tr}(x) = \frac{[1 + 2 \ln(\frac{\phi}{e})]}{2} + 1 \exp(\phi) \frac{1}{1 - \operatorname{erf}(\frac{\psi}{\sqrt{e}})}:$$

Another way to obtain  $n_{tr}$  comes directly from solving Eq. 3 as the first term on the RHS is exactly  $n_{tr}$ . Solving Eq. 3 for  $n_{tr}$  is simpler, but without the knowledge of  $f_{tr}$ , one is not guaranteed whether the particular set of  $(\phi, \psi)$  is physically allowed ( $f_{tr} \geq 0$ ). Note that even for  $\phi = 1, n_p = 1, \frac{1}{2} = 1$  is different from the leading terms of a Boltzmann distribution,  $e^\phi$ . The physical meaning is that under self-consistent interaction of electrons and the solitary potential, electrons in the vicinity of the potential are not in local thermal equilibrium, in

contrast to the starting point of local thermal equilibrium in obtaining the thermal screening length [20].

To study the contributions from trapped and passing electrons to the charge density ( $\phi^2 = \phi x^2$ ) and how such contributions are affected by various parameters, we show in Figure 3 plots of  $n_{tr}$  and  $n_p$  and the charge density  $\phi$  as a function of  $x$  for several values of  $\phi$  and  $\psi$ . Figure 3 (a) and (b) plot  $100 n_{tr}(x), 100 [n_p(x) - 1]$ , and  $100 \phi(x)$  for  $(\phi, \psi) = (2 \times 10^{-5}, 0.1)$ . For an ambient plasma with  $T_e = 700$  eV and  $n_D = 100m$  as found at ionospheric heights by FAST satellite in the environment of BGK EHs [16], this case corresponds to  $\phi = 1.4 \times 10^{-2}$  V and  $\psi = 10m$ . As shown, in this weakly nonlinear case, the maximum perturbation in  $n_p$  is only 0.5% and in  $n_{tr}$  0.4%. The perturbation in the charge density is 0.2%, and occurs all within one  $n_D$ .

$n_p(x), n_{tr}(x)$ , and  $\phi(x)$  for  $(\phi, \psi) = (5, 4.4)$  in Figure 3 (c) and (d). This choice corresponds to a point close to the curve  $f_{tr}(w = \infty) = 0$  in Figure 2 and is an extremely nonlinear case. One can see that the total charge density perturbation goes 10% negative and 25% positive, corresponding respectively to electron density enhancement and depletion. With similar format, Figure 3 (e) and (f) plots a case with same  $\phi$  and  $\psi = 1$  to illustrate the change in  $n_p, n_{tr}$ , and  $\phi$  of an EH with equal width but smaller amplitude. By locating this case in Figure 2, one notices that farther away from the  $f_{tr}(w = \infty) = 0$  curve, the dip in  $n_{tr}$  is filled up and the charge density perturbation only increases to 5% positive and 2% negative.

These examples demonstrate how trapped electrons produce negative charge density perturbations and passing electrons positive charge density perturbations owing to the decrease in their number density. It is always true that  $n_{tr} \geq 0$ , since the number density cannot be negative, and therefore trapped electrons always contribute to negative charge density regardless of the strength of the nonlinearity. This result disagrees with the picture that the positive core is due to a deficit of deeply trapped electrons, and that this positive core is screened out by the ambient electrons [9]. It is also different from the conclusion that the trapped electrons are screened out by the resonant or nonresonant passing electrons depending on the EH velocity in [21].

We now turn to the issue of minimum size of EHs. From the illustrations of Figure 3, one sees that the charge density variation is the net balance of the negative charge produced by trapped electrons and the positive charge density produced by a depletion of passing electrons inside the solitary potential. The trapped electrons must distribute and oscillate in such a way to yield the desired negative charge at the flanks to shield out the positive core. The entire solitary object is a self-consistent and self-sustained object with zero total charge and does not require screening from the ambient plasma. Thus, the size of EHs are not restricted to be greater than  $n_D$ .

In summary, we demonstrated that the positive core of the EH is shielded exclusively by trapped electrons oscillating between their turning points and resulting in the excess negative charge. A BGK EH consists of an electron density enhanced region and depletion region, and this means that the total charge for a BGK EH is zero. It thus follows that two separated EHs do not interact and the concept of negative mass is not needed. There does not exist a minimum size for BGK EHs since they do not rely on the thermal screening from the ambient plasma. These features are independent of the particular choice of potential profile and passing electron distribution, and also independent of the strength of nonlinearity, because the only principle upon which the arguments are built is conservation of charge (the continuity equation). The restriction to empty-centered EHs which was used previously is relaxed to obtain a more general width-amplitude relation of an inequality form.

Finally, note that the arguments and results we obtained for BGK electron solitary waves can be analogously applied to BGK ion solitary waves.

One of the authors (Chen) is grateful to Bill Peria for the discussions on the electric field experiment onboard FAST satellite. The research at the University of Washington is supported in part by NASA grants NAG 5-3170 and NAG 5-26580.

- [19] A. M. Malki, et al., Phys. Scr., 39, 787 (1989)  
[20] P. D. Ebye and E. H. Uckel, Physik. Zeits. 24, 185, (1923)  
[21] V. L. Krasovsky, H. M. Matsumoto, and Y. Omura, J. Geophys. Res., 102, 22131 (1997)

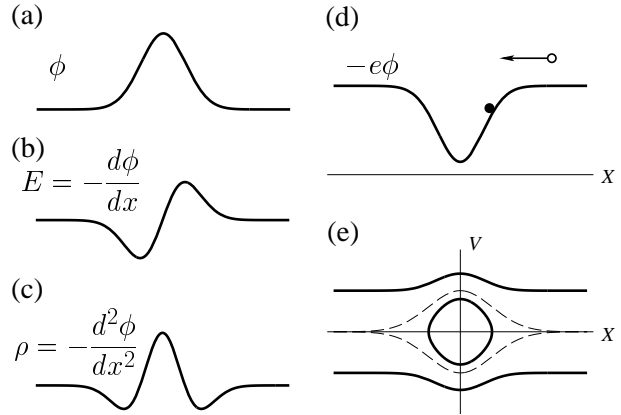


FIG. 1. Please see the text for explanations.

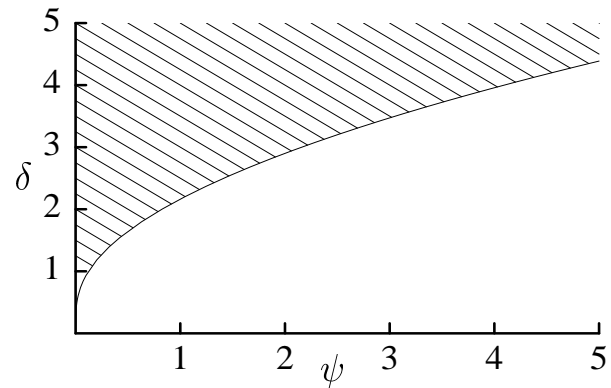


FIG. 2. the width-amplitude relation of BGK EHs that are not restricted to be empty-centered for a Gaussian potential and Maxwellian ambient electron distribution

- [1] I. B. Bernstein, J. M. Greene, and M. D. Kruskal, Phys. Rev., 108, 546 (1957)  
[2] K. V. Roberts and H. L. Berk, Phys. Rev. Lett., 19, 297 (1967)  
[3] K. Saeki and H. Genma, Phys. Rev. Lett., 80, 1224 (1998)  
[4] V. L. Krasovsky, H. M. Matsumoto, and Y. Omura, Nonlinear Processes in Geophys., 6, 205 (1999)  
[5] K. Saeki, et al., Phys. Rev. Lett., 42, 501 (1979)  
[6] J. P. Lynov, et al. Phys. Scr., 20, 328 (1979)  
[7] H. Washimi and T. Taniuti, Phys. Rev. Lett., 17, 996 (1966)  
[8] V. A. Turikov, Phys. Scr., 30, 73 (1984)  
[9] H. Schamel, Phys. Rep., 140, pp172-173 (1986)  
[10] J. P. Lynov, et al., Phys. Scr., 31, 596 (1985)  
[11] H. L. Berk, C. E. Nielsen, and K. V. Roberts, Phys. Fluids., 13, 980 (1970)  
[12] R. Bostrom, et al., Phys. Rev. Lett., 61, 82 (1988)  
[13] H. M. Matsumoto, et al., Geophys. Res. Lett., 21, 2915 (1994)  
[14] J. R. Franz and P. M. Kintner, J. S. Pickett, Geophys. Res. Lett., 25, 1277, (1998)  
[15] R. E. Ergun, et al., Phys. Rev. Lett., 81, 826 (1998)  
[16] R. E. Ergun, et al., Nonlinear Processes in Geophys., 6, 187 (1999)  
[17] S. D. Bale, et al., Geophys. Res. Lett., 25, 2929 (1998)  
[18] L. Muschietti, et al., Geophys. Res. Lett., 26, 1093 (1999)

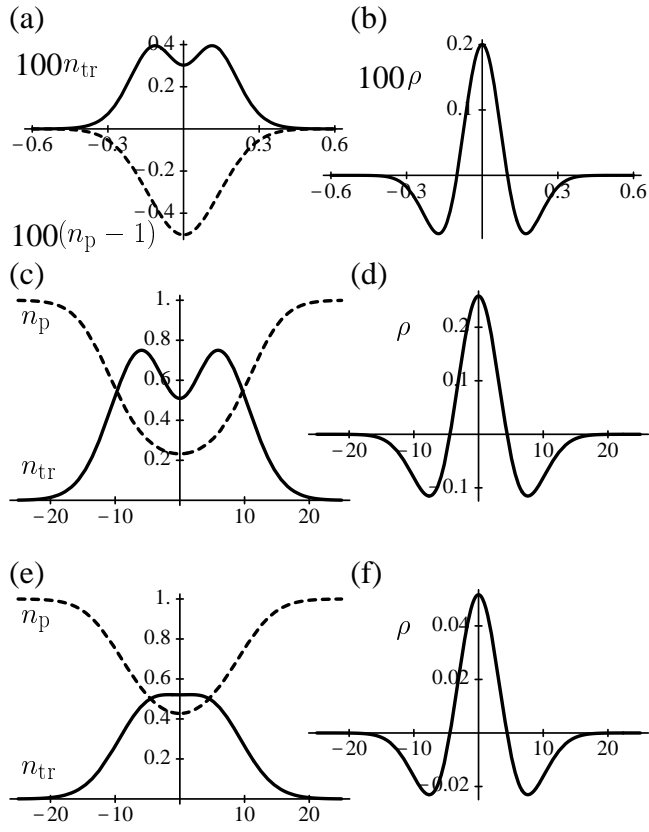


FIG. 3. Trapped electron density ( $n_{tr}$ ), passing electron density ( $n_p$ ), and charge density ( $\rho$ ) for  $(\beta, \alpha) = (2 \cdot 10^{-5}; 0.1)$  in (a) and (b),  $(\beta, \alpha) = (5; 4.4)$  in (c) and (d), and  $(\beta, \alpha) = (1; 4.4)$  in (e) and (f).