

Three-body Thomas-Ehrman shifts of analog states of ^{17}Ne and ^{17}N

E. Garrido*

Instituto de Estructura de la Materia, CSIC, Serrano 123, E-28006 Madrid, Spain

D.V. Fedorov and A.S. Jensen

Department of Physics and Astronomy, Aarhus University, DK-8000 Aarhus C, Denmark

(Dated: January 19, 2022)

The lowest-lying states of the Borromean nucleus ^{17}Ne ($^{15}\text{O}+p+p$) and its mirror nucleus ^{17}N ($^{15}\text{N}+n+n$) are compared by using the hyperspheric adiabatic expansion. Three-body resonances are computed by use of the complex scaling method. The measured size of ^{15}O and the low-lying resonances of ^{16}F ($^{15}\text{O}+p$) are first used as constraints to determine both central and spin-dependent two-body interactions. The interaction obtained reproduces relatively accurately both experimental three-body spectra. The Thomas-Ehrman shifts, involving excitation energy differences, are computed and found to be less than 3% of the total Coulomb energy shift for all states.

PACS numbers: 21.45.+v, 27.20.+n, 21.10.Sf, 21.10.Dr

I. INTRODUCTION

Nuclear halos are expected along the driplines where nucleon single particle s or p -states occur with sufficiently small separation energy [1, 2]. A cluster description of the nucleus can then be appropriate, being able to visualize the nucleus as a system made by an ordinary nucleus (the core) surrounded by one or two nucleons. Since the Coulomb interaction works against halo formation the appearance of proton halos requires a relatively light core [3, 4]. Still the degrees of freedom describing the core and the surrounding protons may decouple and justify a few-body treatment.

The lightest Borromean proton dripline nucleus is ^{17}Ne ($^{15}\text{O}+p+p$) which has an odd core mass implying finite core spin. The low-energy properties of the two-body proton-core subsystems produce the two sets of known spin-split pairs of resonances [5]. Dealing with the details of such systems is delicate but analogous to the proper treatment of ^{11}Li [6]. Unfortunately the structure of ^{17}Ne , even within three-body models, seems to be very controversial and differing rather strongly in available publications [7, 8].

Nevertheless ^{17}Ne was recently discussed [9] as an example revealing new features of the Thomas-Ehrman shift [10]. This necessarily introduces the mirror nucleus with less Coulomb repulsion which then must be more bound and possibly with a different structure. In fact the basic assumptions of the three-body model could be violated. Still it is interesting to push model applications to test its limits. We shall therefore try to describe ^{17}N with precisely the established model parameters and compare effects of the (lack of) Coulomb interactions.

The paper is organized as follows: In section II we describe very briefly the method used to compute three-body bound wave functions as well as three-body reso-

nances. We continue in section III with the description of the nucleon-nucleon and nucleon-core interactions needed to study ^{17}Ne and ^{17}N . We then in section IV compare the properties of the low-lying states of these two mirror nuclei. In section V we discuss in details the three-body Thomas-Ehrman shifts for all these states. We close the paper with a summary and conclusions.

II. THREE-BODY METHOD

The three-body wave functions are computed using the hyperspheric adiabatic expansion method [4, 11], that solves the Faddeev equations in coordinate space. The wave function, $\Psi = \sum \psi_i$, is then written as a sum of three Faddeev components $\psi^{(i)}(\mathbf{x}_i, \mathbf{y}_i)$ ($i=1,2,3$), where $\{\mathbf{x}_i, \mathbf{y}_i\}$ are the three sets of Jacobi coordinates defined for instance in [4]. We then introduce the hyperspheric coordinates, ($\rho = \sqrt{x^2 + y^2}$, $\alpha_i = \arctan(x_i/y_i)$, Ω_{x_i} , and Ω_{y_i}), and for each value of ρ we expand each component $\psi^{(i)}$ in terms of a complete set of angular functions:

$$\psi^{(i)} = \frac{1}{\rho^{5/2}} \sum_n f_n(\rho) \phi_n^{(i)}(\rho, \Omega_i); (\Omega_i \equiv \{\alpha_i, \Omega_{x_i}, \Omega_{y_i}\}), \quad (1)$$

When this expansion is introduced in the Faddeev equations they can be separated into an angular and a radial part. The angular part takes the form

$$\hat{\Lambda}^2 \phi_n^{(i)} + \frac{2m\rho^2}{\hbar^2} V_{jk}(x_i) \left(\phi_n^{(i)} + \phi_n^{(j)} + \phi_n^{(k)} \right) = \lambda_n(\rho) \phi_n^{(i)} \quad (2)$$

where V_{jk} is the two-body interaction between particles j and k , $\hat{\Lambda}^2$ is an angular operator [11] and m is the normalization mass. The complete set of angular functions used in (1) are the eigenvectors of the angular part of the Faddeev equations, that are labeled with the index n and whose eigenvalues are denoted by $\lambda_n(\rho)$.

Finally, the coefficients $f_n(\rho)$ in the expansion (1) are obtained after solving the coupled set of equations given

*Electronic address: imteg57@pinar2.csic.es

by the radial parts of the Faddeev equations:

$$\left[-\frac{d^2}{d\rho^2} + \frac{2m}{\hbar^2} (V_{3b}(\rho) - E) + \frac{1}{\rho^2} \left(\lambda_n(\rho) + \frac{15}{4} \right) \right] f_n(\rho) + \sum_{n'} \left(-2P_{nn'} \frac{d}{d\rho} - Q_{nn'} \right) f_{n'}(\rho) = 0 \quad (3)$$

where V_{3b} is a three-body potential used for fine-tuning and the functions $P_{nn'}$ and $Q_{nn'}$ can be found for instance in [11]. The eigenvalues $\lambda_n(\rho)$ are essential in the diagonal part of the effective radial potentials:

$$V_{\text{eff}}(\rho) = \frac{\hbar^2}{2m} \frac{\lambda_n(\rho) + 15/4}{\rho^2} + V_{3b}(\rho) \quad (4)$$

The hyperspheric adiabatic expansion method was initially designed to compute three-body bound state wave functions, and therefore the coupled set of radial equations (3) was solved for radial solutions falling off exponentially at large distances. In principle the method can also be used to calculate continuum and resonance wave functions. Then we must require the correct asymptotic behaviour for the solutions to eqs.(3) as described in [12].

Calculations of resonance wave functions are in practice significantly simplified by using the complex scaling method [13] where the radial coordinates are rotated into the complex plane by an arbitrary angle θ . This transformation of the Jacobi coordinates ($x \rightarrow xe^{i\theta}$, $y \rightarrow ye^{i\theta}$) implies that only the hyperradius ρ is transformed ($\rho \rightarrow \rho e^{i\theta}$), while the hyperangles remain unchanged. It is then known that as soon as the scaling angle θ is larger than the argument of the resonance, then the complex rotated resonance wave function falls off exponentially, exactly as a bound state. Therefore, after complex scaling, the resonances can be computed with the same numerical techniques as for bound states.

III. TWO-BODY POTENTIALS

In this section we investigate the two-body potentials needed to compute the three-body system ^{17}Ne ($^{15}\text{O}+p+p$). The short-range interaction for the mirror nucleus ^{17}N ($^{15}\text{N}+n+n$) is then in principle the same although the assumptions of the three-body model are much less convincing due to the larger binding energy. The spin-dependence of the effective two-body interactions must be carefully chosen as shown in [14]. For symmetry reasons the spin-spin and spin-orbit operators in the nucleon-nucleon interaction should be $\mathbf{s}_1 \cdot \mathbf{s}_2$ and $\boldsymbol{\ell} \cdot (\mathbf{s}_1 + \mathbf{s}_2)$, respectively, where \mathbf{s}_1 and \mathbf{s}_2 are the spins of the two nucleons and $\boldsymbol{\ell}$ is their relative orbital angular momentum.

For the nucleon-core interaction it is necessary to introduce operators that conserve the usual mean field quantum numbers, i.e. the nucleon total angular momentum $\mathbf{j}_n = \boldsymbol{\ell} + \mathbf{s}_n$ and the total two-body angular momentum $\mathbf{j} = \mathbf{j}_n + \mathbf{s}_c$, where $\boldsymbol{\ell}$ now is the relative nucleon-core orbital angular momentum, and \mathbf{s}_c and \mathbf{s}_n are the core and

nucleon spin, respectively. This almost uniquely determines the spin operators as the usual fine and hyperfine terms $\boldsymbol{\ell} \cdot \mathbf{s}_n$ and $\mathbf{s}_c \cdot \mathbf{j}_n$ [14].

A. Nucleon-nucleon interaction

For the nucleon-nucleon short-range interaction we use the operators mentioned above, and in particular the potential given in [6]

$$V_{NN}(r) = 37.05e^{-(r/1.31)^2} - 7.38e^{-(r/1.84)^2} - 23.77e^{-(r/1.45)^2} \boldsymbol{\ell} \cdot \mathbf{s} + 7.16e^{-(r/2.43)^2} S_{12} + \left(49.40e^{-(r/1.31)^2} + 29.53e^{-(r/1.84)^2} \right) \mathbf{s}_1 \cdot \mathbf{s}_2 + \frac{(eZ_n)^2}{r} \quad (5)$$

where $\mathbf{s} = \mathbf{s}_1 + \mathbf{s}_2$ and S_{12} is the usual tensor operator, e is the unit electric charge and $Z_n (= 0, 1)$ is the nucleon charge number. The strengths are given in MeV and the ranges in fm. This potential reproduces the experimental scattering lengths and effective ranges of the 1S_0 , 3P_0 , 3P_1 , and 3P_2 waves. We use the same interaction for relative orbital angular momenta larger than 1.

B. Nucleon-core interaction

For the nucleon-core interaction we construct an ℓ -dependent potential of the form:

$$V_{N\text{-core}}^{(\ell)}(r) = S_c^{(\ell)} f_c^{(\ell)}(r) + S_{ss}^{(\ell)} f_{ss}^{(\ell)}(r) \mathbf{s}_c \cdot \mathbf{j}_n - S_{so}^{(\ell)} \frac{1}{r} \frac{d}{dr} f_{so}^{(\ell)}(r) \boldsymbol{\ell} \cdot \mathbf{s}_n + \frac{Z_c Z_n e^2}{r} \text{Erf}(r/b_c), \quad (6)$$

where \mathbf{s}_n and \mathbf{s}_c are the spin of the nucleon and the core, respectively, $\boldsymbol{\ell}$ is the relative orbital angular momentum between the two particles, $\mathbf{j}_n = \boldsymbol{\ell} + \mathbf{s}_n$, and Z_c is the proton number of the core. The error function Erf describes the nucleon-core Coulomb interaction of a gaussian core-charge distribution where $b_c = 2.16$ fm is fitted to reproduce a rms charge radius in ^{15}O of 2.65 fm. This value is obtained from the measured rms charge radius in ^{16}O (2.71 fm [15]) by rescaling it by an $A^{1/3}$ factor.

As discussed in [14] the choice of these spin operators permits a clear energy separation of the usual mean-field spin-orbit partners $\ell_{\ell+1/2}$ and $\ell_{\ell-1/2}$. In this way it is possible to use a nucleon-core interaction such that the low-lying states have well defined ℓ_{j_n} quantum numbers, like the $p_{1/2}$ states in ^{10}Li or $d_{5/2}$ states in ^{16}F . The use of the $\mathbf{s}_c \cdot \mathbf{s}_n$ spin-spin and $\boldsymbol{\ell} \cdot (\mathbf{s}_c + \mathbf{s}_n)$ spin-orbit operators makes this impossible, since then j_n is not a conserved quantum number and the states in the two-body system are necessarily mixtures of $\ell_{\ell+1/2}$ and $\ell_{\ell-1/2}$ components. This is especially problematic in the case that one of these states is forbidden by the Pauli principle, like for instance the $p_{3/2}$ waves in ^{10}Li .

TABLE I: Range (b_ℓ) and strengths of the central ($S_c^{(\ell)}$), spin-spin ($S_{ss}^{(\ell)}$), and spin-orbit ($S_{so}^{(\ell)}$) potentials in eq.(6). The diffuseness a is 0.65 fm in all the cases.

ℓ	b_ℓ (fm)	$S_c^{(\ell)}$ (MeV)	$S_{ss}^{(\ell)}$ (MeV)	$S_{so}^{(\ell)}$ (MeV·fm ²)
0	3.00	-53.91	0.92	—
1	2.70	-19.99	0.69	-25.0
1	2.92	-54.15	0.35	-25.0
2	2.85	-58.45	0.24	-25.0

The shapes of the central ($f_c^{(\ell)}$), spin-spin ($f_{ss}^{(\ell)}$) and spin-orbit ($f_{so}^{(\ell)}$) radial potentials in eq.(6) are chosen to be Woods-Saxon functions, $1/(1 + \exp((r - b_\ell)/a))$, with the same diffuseness a in all cases. Once the range b_ℓ of each radial potential is chosen, the strengths $S_c^{(\ell)}$, $S_{ss}^{(\ell)}$ and $S_{so}^{(\ell)}$ are adjusted to reproduce the experimental spectrum of ^{16}N ($^{15}\text{N}+n$). For s -waves the strengths $S_c^{(0)}$ and $S_{ss}^{(0)}$ are used to fit the energies of the $s_{1/2}^{(j=0)}$ and the $s_{1/2}^{(j=1)}$ states (0^- and 1^- states). For d -waves the strength $S_{so}^{(2)}$ provides an appropriate spin-orbit splitting of the $d_{3/2}$ and the $d_{5/2}$ states while $S_c^{(2)}$ and $S_{ss}^{(2)}$ are used to reproduce the experimental binding energies of the $d_{3/2}^{(j=2)}$ and the $d_{5/2}^{(j=3)}$ states (2^- and 3^- states).

The role of the spin-orbit interaction is here only to place the $d_{3/2}$ -states relatively high (they must remain unbound), and the precise energy of these states is not very relevant. In any case a appropriate estimation of the strength for the spin-orbit interaction requires knowledge of the $d_{3/2}^{(j=1)}$ and $d_{3/2}^{(j=2)}$ energies. In ^{16}N there are two unbound $1^-/2^-$ doublets that could correspond to these states. Their experimental decay energies [16] (1.90 MeV and 2.58 MeV, or 2.27 MeV and 2.86 MeV) are used to estimate the strength of the spin-orbit interaction for d -waves.

The value of the range parameter b_ℓ is determined by the fact that by switching on the Coulomb potential the experimental spectrum of ^{16}F ($^{15}\text{O}+p$) should be reproduced. In table I we give the resulting values of the parameters used for the Woods-Saxon radial form factors in eq.(6). The partial waves with $\ell = 0$ and $\ell = 2$ are by far the most important in the present context.

The s -wave potential has a deeply bound state at -31.0 MeV in ^{16}N and at -26.2 MeV in ^{16}F . These states correspond to the $s_{1/2}$ nucleon states occupied in the ^{15}N or the ^{15}O core. They are then forbidden by the Pauli principle, and should be excluded from the calculation. This is implemented as in refs.[6, 17] by use of the phase equivalent potential which has exactly the same phase shifts as the initial two-body interaction for all energies, but the Pauli forbidden bound state is removed from the two-body spectrum. We then use the phase equivalent potential of the central part of the Woods-Saxon s -wave potential in table I. Thus the s -states actively entering the three-body calculations are the second states of the

TABLE II: Four lowest states in ^{16}N and ^{16}F obtained with the nuclear potential specified in table I. For ^{16}F we give the energies and widths of the two-body resonances (E_R, Γ). The experimental data are from [16]. Error bars are not specified when they are smaller than the last digit. For unbound states the energies are decay energies above threshold.

J^π	^{16}N	Exp. ^a	^{16}F	Exp. ^a
0^-	-2.37	-2.371	(0.53,0.02)	(0.535, 0.040 \pm 0.020)
1^-	-2.09	-2.094	(0.71,0.07)	(0.728 \pm 0.006, < 0.040)
2^-	-2.49	-2.491	(0.96,0.01)	(0.959 \pm 0.005, 0.040 \pm 0.030)
3^-	-2.19	-2.193	(1.23,0.01)	(1.256 \pm 0.004, < 0.015)

^aFrom ref.[16]

Woods-Saxon potential. For the d -states no Pauli exclusion is necessary.

The bound states in ^{16}N and low-lying resonances in ^{16}F with $J^\pi=0^-, 1^-, 2^-, 3^-$ are all obtained by coupling $s_{1/2}$ and $d_{5/2}$ with the core-spin of 1/2. The calculated results are in table II compared with the experimental data for these states. The procedure of fitting the nuclear potential to reproduce simultaneously both the ^{16}N and the ^{16}F spectra is apparently efficient as the data is rather nicely reproduced. In fact this is not possible with other values for b_ℓ .

In table I we also specify a p -wave interaction although these partial waves are expected to have only insignificant effects. The reason is that the lowest p -shell is fully occupied in the core and the unoccupied $p_{3/2}$ orbit is above the $d_{3/2}$ -states and even higher than the $f_{7/2}$. Nevertheless, since the calculation will include p -wave components at least an estimate of the parameters for the corresponding interaction is desirable. We do this by using the knowledge of the unbound 1^+ and 2^+ states in ^{16}N immediately above the bound 1^- state (with experimental decay energies 0.86 MeV and 1.03 MeV [16], respectively). These resonances must arise from the coupling of a $p_{3/2}$ neutron with the spin 1/2 of the core (an $f_{7/2}$ neutron can not couple to 1 or 2) or perhaps by core excitation of a $p_{1/2}$ neutron. Again the potential parameters must be such that after switching on the Coulomb interaction the experimental decay energy of 4.30 MeV for the 1^+ state in ^{16}F has to be also reproduced (the experimental decay energy of the 2^+ state of ^{16}F is not available). The parameters fulfilling these conditions are given in the second line of table I. The value of $S_{so}^{(1)}$ has been arbitrarily chosen to be the same as for d -waves.

The lowest p shell is fully occupied in the ^{15}N or ^{15}O core. We should then apply the same treatment as for s -waves to the p -wave nucleon-core interaction, using a potential with deeply bound states that are afterwards removed by the corresponding phase equivalent potentials. For consistency we also tested a deep p -wave potential as given in table I with range and strengths comparable to the s and d potentials. The bound states in these deep s and p potentials produce a charge distribution with a rms radius in ^{15}O of 2.63 fm consistent with the value

used in the Coulomb potential. Furthermore the binding energies of the $p_{1/2}$ and $p_{3/2}$ states in ^{15}O are -7.29 MeV and -11.3 MeV, respectively, both consistent with the experimental data [18].

Nevertheless, since the p waves basically have no effects in the three-body calculation we use for simplification the shallow $\ell=1$ potential given in table I without bound states. In this way the computing time is significantly reduced without loss in the computations accuracy.

IV. RESULTS FOR ^{17}Ne AND ^{17}N

We use the two-body interactions determined as described in the previous section. The low-lying nucleon-core valence space is expected to consist of s and d waves. With spin and parity of $1/2^-$ for the core and two identical nucleons in the sd valence space we can construct total angular momentum and parity states with $J^\pi=1/2^-$, $3/2^-$, $5/2^-$, $7/2^-$, and $9/2^-$. The next shells ($f_{7/2}$, $p_{3/2}$, \dots) may also contribute but significant amounts of such components also indicate similar contributions from core excitations. These structures involve particle-hole excitations either from the sd to the pf -shell or from the p to the sd -shell. We shall neglect these core excitations.

A. Components

To solve the eigenvalue problem given in eq.(2) we expand the angular eigenvectors in the basis $\{\mathcal{Y}_{\ell_x \ell_y, L}^K(\alpha_i, \Omega_{x_i}, \Omega_{y_i}) \otimes \chi_{s_x s_y, S}\}$, where $\mathcal{Y}_{\ell_x \ell_y, L}^K$ are the hyperspherical harmonics and χ is the spin function [11]. For each of the three Jacobi coordinate sets i the coordinate \mathbf{x}_i is the vector connecting particles j and k , the quantum number ℓ_x is the relative orbital angular momentum of particles j and k , ℓ_y is the relative orbital angular momentum of particle i and the center of mass of the jk two-body system. The spin s_x is the coupled spin of particles j and k , and s_y is the spin of particle i . Finally L and S are the coupling of ℓ_x and ℓ_y , and of s_x and s_y , respectively, and they couple to the total angular momentum J of the system. The hypermomentum K is given by $2n + \ell_x + \ell_y$ where n is a non-negative integer counting the number of nodes in the Jacobi polynomials.

The first step in the calculation is then to choose the components to be included in the expansion of the angular eigenvectors. By direct but extensive computations, we have found that the components needed for ^{17}Ne are essentially s , p , and d -waves. Only for high angular momentum ($J=7/2$ and $9/2$) higher partial waves can be relevant. We then use the same components for ^{17}N .

After solving the angular part of the Faddeev equations (2) we extract the angular eigenvalues $\lambda_n(\rho)$, that determine almost entirely the effective potentials entering in the radial equations (3). For both ^{17}Ne and ^{17}N we also here maintain the same number of lowest-lying adiabatic potentials for use in the radial equations (3). We compute

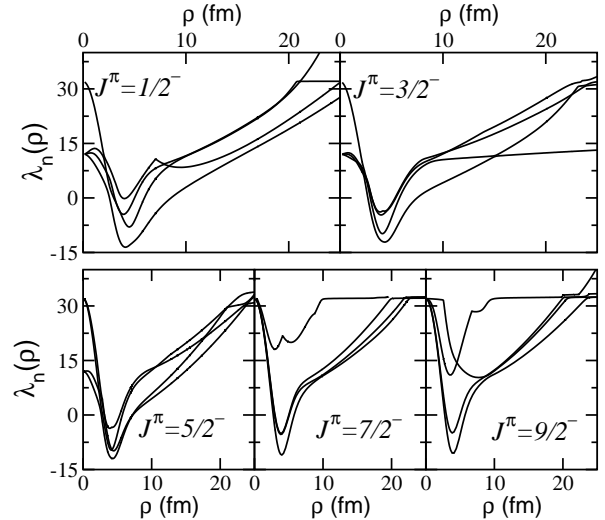


FIG. 1: The four lowest angular eigenvalues $\lambda_n(\rho)$ for the $1/2^-$, $3/2^-$, $5/2^-$, $7/2^-$ and $9/2^-$ states of ^{17}Ne as function of ρ where the normalization mass m equals the nucleon mass.

first the bound state solutions falling off exponentially at large distances. Then the resonance eigenfunctions are found in complete analogy as exponentially falling solutions to the similar equations obtained by complex rotation of the hyperradius.

B. Spectrum of ^{17}Ne

We show the results in fig.1 for the four deepest effective potentials for the $1/2^-$, $3/2^-$, $5/2^-$, $7/2^-$, and $9/2^-$ states in ^{17}Ne . It is known that at $\rho=0$ the values of the λ 's must reproduce the hyperspherical spectrum, $K(K+4)$ [11]. In our case of positive total parity in the valence space K must be even, i.e. $K=0,2,4,\dots$.

In the figure we observe that the λ function starting at zero ($K=0$) does not appear. This is due to the phase equivalent s -wave potential between proton and core where the deepest state of the initial potential is removed to account for the Pauli principle [17]. By using the initial deep two-body potential instead we obtain a λ function starting at zero for $\rho=0$ and diverging to $-\infty$ at large distances. This behaviour of the lowest λ characterizes the existence of a bound two-body state [11]. This state is actually the Pauli forbidden state which could have been computed and then omitted from the basis. Instead we suppressed the Pauli forbidden state by using the more consistent procedure with the phase equivalent potential.

For short-range potentials it is also known that at infinity the values of the λ 's must again follow the hyperspherical spectrum [11]. However, this behaviour is changed for eigenvalues corresponding to unbound two-body states as soon as long-range interactions like the

TABLE III: The second and third columns give the experimental and computed bound state ($1/2^-$) and decay energies ($3/2^-$, $5/2^-$, $7/2^-$, and $9/2^-$) in ^{17}Ne (in MeV). The fourth column are the strengths S (in MeV) of the gaussian three-body forces that for a range of 4.0 fm give rise to energies matching the experimental values. The fifth column gives the expectation value of the three-body force for the corresponding ^{17}Ne solutions. The last column is the contribution to the norm of the first three terms in the expansion (1).

J^π	E_{exp}	E_{comp}	S	$\langle V_{3b} \rangle$	$\lambda_{n=1,2,3}$ (%)
$1/2^-$	-0.94	-0.79	-0.6	-0.2	88.5, 11.1, 0.4
$3/2^-$	0.34	0.63	-1.4	-0.3	90.7, 8.9, 0.2
$5/2^-$	0.82	0.91	-0.4	-0.1	77.2, 16.9, 5.6
$7/2^-$	2.05	2.24	-0.8	-0.2	97.5, 2.3, 0.2
$9/2^-$	2.60	2.70	-0.1	-0.1	91.9, 4.2, 3.8

Coulomb potential are present. The reason is that the influence of the short-range interactions then disappear outside ρ -values corresponding to a few times the range of the interaction whereas the Coulomb potentials multiplied by ρ^2 give rise to linearly increasing λ functions even at asymptotically large distances [19]. This linear increase must appear as soon as only the Coulomb potential has an influence. The slopes depend on the geometric structure of the three-body system as the size increases.

The ground state of ^{17}Ne is bound, and has a two-proton separation energy of -944 keV. The structure is about equal amounts of proton-core s^2 and d^2 -waves. The computed root mean square radius is 2.8 fm consistent with the experimental value of 2.75 ± 0.07 fm [20]. All the excited states are unbound and computed by application of the complex scaling method. The excitation energies of the two lowest excited states are 1288 ± 8 keV for the $3/2^-$ state and 1764 ± 12 keV for the $5/2^-$ state [5]. For both these states proton-core s - d mixed components are dominating. In [5] also a $7/2^-$ and a $9/2^-$ states are reported with excitation energies 2997 ± 11 keV and 3548 ± 20 keV, respectively. These four excitation energies correspond to the decay energies (energies above threshold) given in the second column of table III. For these states the d^2 -waves dominate. More details about the structure is available in [21].

The resonances obtained for ^{17}Ne are extremely narrow with widths much smaller than the accuracy of our calculations. Thus, application of the complex scaling method allows the use of very small scaling angles. Typically complex scaling angles of $\theta=10^{-5}$ are able to find the ^{17}Ne resonances. For these scaling angles the complex scaled λ 's can hardly be distinguished from the non-rotated functions in fig.1. The imaginary parts are very small and would appear on the zero line if plotted on the figure.

Using the λ functions in fig.1 we obtain the ^{17}Ne ground state binding energy and the decay energy of the excited states shown in the third column of table III. As seen in the table the computed states are systematically less bound than the experimental value. This fact

is actually expected, since three-body calculations using pure two-body interactions typically underbind the system. This problem is solved by inclusion of the weak effective three-body potential V_{3b} in (3), that accounts for three-body polarization effects arising when the three particles all are close to each other. Therefore the three-body potential has to be of short range, while the three-body structure essentially is independent of the precise shape. This construction furthermore ensures that the two-body resonances remain unaffected within the three-body system after this necessary fine-tuning. The effective total potential entering is then given by (4).

The precise range of the three-body interaction also plays a limited role. This is because the three-body force is very weak compared to the depth of the full potential and furthermore it is largest for small ρ -values, where the total potential is highly repulsive. It is then clear that the main structure of the system can not be significantly modified by the choice of one or another of such three-body interactions. In table III we give the strengths of the gaussian three-body potentials which for range equal to 4 fm are needed to match the experimental energies of all these (ground and) excited states. One way to measure and compare the effect of the three-body force in the different calculations is to compute the expectation value $\langle V_{3b}(\rho) \rangle$ of the three-body potential for the corresponding J^π solutions. In table III we also give this quantity which measures the contribution of the three-body force to the energy of the three-body system. A variation of the range of the three-body force within reasonable limits is not modifying the results.

In the last column of table III we give the contribution to the norm of the wave function of the first three terms in the expansion (1). Typically only two terms are enough to get an accuracy of 99%, and only for the $5/2^-$ and $9/2^-$ states the third term is giving a sizable contribution.

The spectrum of ^{17}Ne has been previously investigated in [7, 8]. In both works the $3/2^-$ and $5/2^-$ levels are reversed compared to the experimental data, although in [7] this deficiency is corrected by use of an appropriate three-body interaction. In the present work these problems are not encountered. When only the two-body forces describing properly the ^{16}F spectrum are used, the ordering in the computed ^{17}Ne spectrum is correct, as seen in the third column of table III. Then, the use of a small effective three-body force is enough to fit the experimental data.

C. Spectrum of ^{17}N

Interchanging all neutrons and protons in ^{17}Ne leads to the mirror system ^{17}N which then analogously should be described as a three-body system with the ^{15}N -core surrounded by two neutrons. The structure should then be obtained simply by switching off the Coulomb interaction for ^{17}Ne , since the strong interaction is precisely

TABLE IV: ^{17}N spectrum obtained using the same nuclear two-body interactions as for ^{17}Ne , and the effective three-body force given in table III. The third column gives the results obtained with the Argonne (A) nucleon-nucleon potential plus the Woods-Saxon (WS) nucleon-core interaction (table I). The last column gives the experimental data [16].

J^π	E (MeV)	E_{A+WS} (MeV)	Exper.
$1/2^-$	-8.54	-8.31	-8.374
	-3.72	-3.66	-4.711
$3/2^-$	-6.63	-6.80	-7.000
	-3.83	-5.03	-5.174
$5/2^-$	-6.32	-6.36	-6.467
$7/2^-$	-5.24	-5.17	-5.245
$9/2^-$	-4.58	-4.59	-4.745

the same due to charge symmetry. In this way we can compute the properties of ^{17}N .

The results are listed in column two of table IV and not surprisingly stronger binding is obtained. First, ^{17}N is not a Borromean system. The number of three-body bound states has also increased substantially, i.e. we find two bound states both for $1/2^-$ and $3/2^-$, and one for $5/2^-$, $7/2^-$ and $9/2^-$. The computed energies of these states agree pretty well with the experimental values [16]. The discrepancy with the experiment is always smaller than 5%. Only for the excited $1/2^-$ and $3/2^-$ states a larger disagreement with the measured energies appears. In the third column of the table the calculations labeled by A+WS use the accurate Argonne nucleon-nucleon potential denoted in [22] by v_{18} and the Woods-Saxon nucleon-core potential in table I.

The relatively small differences between the mirror nuclei are perhaps not as self-evident if we consider the behavior of the angular eigenvalues shown in fig.2. We plot only the three lowest functions used to compute the different states in ^{17}N . As for ^{17}Ne there is no λ function starting at zero due to the removal of the Pauli forbidden s -state by use of the phase equivalent potential. The main difference compared to fig.1 is the divergence towards $-\infty$ of all the λ functions. This is a reflection of corresponding bound states in the two-body subsystems consistent with the quantum numbers of the three-body system. This underlines that ^{17}N cannot be a Borromean nucleus [11]. The qualitatively different behavior seen in figs.1 and 2 also emphasizes that the agreement with measurements for both nuclei is not a trivially build-in property of the present description. The model is consistent in a more profound way.

The spatial structure of ^{17}N is less extended than that of ^{17}Ne because its larger binding energy. The length scale as defined in [23] is $\rho_0 \approx 5.5$ fm ($\rho_0 \approx 5$ fm for ^{17}Ne) and the dimensionless measures of size and binding energy are $\langle(\rho/\rho_0)^2\rangle \approx 0.9$ and $mB\rho_0^2/\hbar^2 \approx 6.0$. The ground state of ^{17}N is located in the same region as ordinary nuclei. Among the excited states shown in table IV the less bound is the second $1/2^-$ state. For this state the

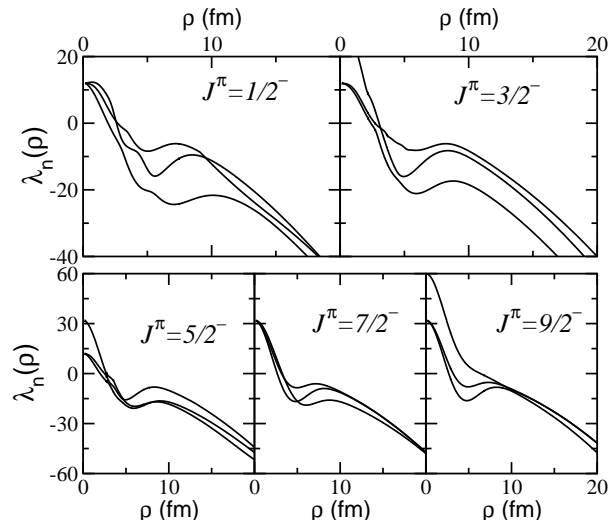


FIG. 2: The three lowest effective potentials $\lambda_n(\rho)$ for the $1/2^-$ and $3/2^-$ (upper part), and $5/2^-$, $7/2^-$, and $9/2^-$ (lower part) states of ^{17}N .

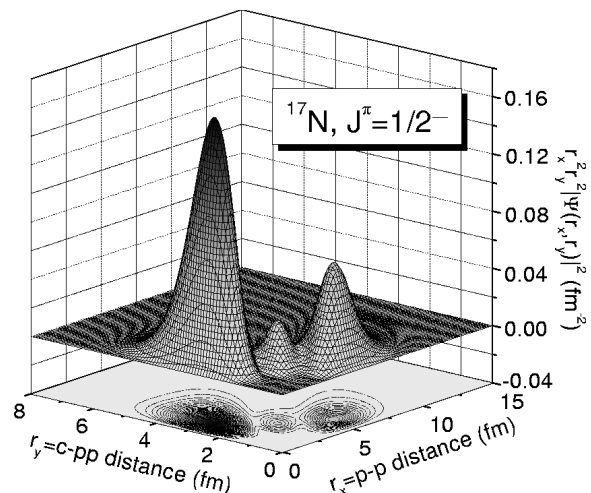


FIG. 3: Contour diagram for the probability distribution of the $1/2^-$ ground state of ^{17}N . The square of the three-body wave function is integrated over the directions of the two Jacobi coordinates.

corresponding dimensionless size and binding are 1.9 and 3.4, respectively, still located in the region of ordinary nuclei. The three-body structure is further illustrated in fig.3, where we show the square of the three-body wave function integrated over the directions of the Jacobi coordinates and multiplied by the volume element. The structure resembles that of ^{17}Ne with two similar dominating peaks.

The known properties of ^{17}N seem to be rather well reproduced with the model parameters for ^{17}Ne . An additional very small retuning of the strength of the effective three-body interaction could fit the lowest of each J^π states. However, this would not improve the agree-

ment of the second $1/2^-$ and $3/2^-$ states which then move into the positions -3.62 MeV and -4.14 MeV, respectively. This is probably because other effects are important, e.g. different components could now contribute both from valence space and from excitations. This is equivalent to an attempt to describe higher-lying resonances in ^{17}Ne . They may also require another and perhaps enlarged Hilbert space. Further investigations of these well bound excited states are beyond the scope of the present report.

V. THOMAS-EHRMAN SHIFTS

The only difference in the computations of the two mirror nuclei is omission of the Coulomb interaction for ^{17}N . This similarity is assumed inherently to describe the fundamental charge symmetry of the strong interaction. The immediate implication is that the differences in the spectra entirely must be produced by the Coulomb potential. The obvious difference is the shift of all energies towards stronger binding when the Coulomb potential is suppressed. However, this trivial overall shift is accompanied by a modified structure of the states. This is especially seen for the s -wave components which are less influenced by centrifugal barrier effects. The Coulomb repulsion tends to increase the size of a given state simply by minimizing the energy. The s -waves are here more influenced than higher partial waves and the shifts are then larger. This double difference in energy (excitation energy difference) is for single-particle energies called the Thomas-Ehrman shift [10]. It is due to the Coulomb interaction but not necessarily in a straightforward way. In a recent work [9] the Thomas-Ehrman shift was investigated in the three-body systems ^{12}O and ^{16}Ne .

We compare in table V the spectrum of excitation energies for the two mirror nuclei. The second and third columns give the experimental excitation energies for the different states in ^{17}Ne and ^{17}N , respectively. The gaussian nucleon-nucleon interaction in eq.(5) and the Woods-Saxon nucleon-core potential in table I together with the three-body forces in table III reproduce the experimental ^{17}Ne excitation energies. This calculation is denoted by G+WS. As in table IV the calculation denoted by A+WS uses the Argonne nucleon-nucleon potential and the Woods-Saxon nucleon-core potential in table I. A small three-body force also permits to reproduce the experimental ^{17}Ne spectrum.

When these interactions are used for ^{17}N the energies in table IV and in the fourth column of table V are obtained. The computed excitation energies $(^{17}\text{N})_{th}$ of ^{17}N are systematically higher than those measured. Still the agreement is surprisingly good in view of the fact that each state is computed independently by expansion on individual basis components without any parameter adjustment. This agreement is especially good for the A+WS calculation, where the short distance properties of the nucleon-nucleon interaction are carefully treated.

TABLE V: The first column indicates the different states and calculations performed. The initials refer to the nucleon-nucleon+nucleon-core interactions used (G: Gaussian, WS: Woods-Saxon, A: Argonne). The second column gives the measured excitation energies of low-lying states in ^{17}Ne . The computed ^{17}Ne spectrum is identical. The measured and computed $(^{17}\text{N})_{th}$ spectra in the mirror nucleus ^{17}N are given in the third and fourth columns. The fifth and sixth columns contain the experimental (Δ_e) and computed (Δ_{th}) Thomas-Ehrman shifts. The seventh column shows the difference Δ_{e-th} between experimental and computed energies for ^{17}N (see table IV). All the energies are given in MeV.

J^π		^{17}Ne	^{17}N	$(^{17}\text{N})_{th}$	Δ_e	Δ_{th}	Δ_{e-th}
$1/2^-$	G+WS	0.0	0.0	0.0	0.0	0.0	0.17
$1/2^-$	A+WS	"	"	"	"	"	-0.06
$3/2^-$	G+WS	1.29	1.37	1.91	0.08	0.62	-0.37
$3/2^-$	A+WS	"	"	1.51	"	0.22	-0.20
$5/2^-$	G+WS	1.76	1.91	2.22	0.15	0.46	-0.15
$5/2^-$	A+WS	"	"	1.95	"	0.19	-0.11
$7/2^-$	G+WS	3.00	3.13	3.30	0.13	0.30	-0.01
$7/2^-$	A+WS	"	"	3.14	"	0.14	-0.08
$9/2^-$	G+WS	3.55	3.63	3.96	0.08	0.41	-0.17
$9/2^-$	A+WS	"	"	3.72	"	0.17	-0.16

Furthermore the states in ^{17}N are well bound and the assumptions of independent degrees of freedom in the three-body cluster model cannot be very well fulfilled.

The experimental shifts (Δ_e) are given in the fifth column of table V. The total Coulomb shift (given by the energy difference between a ^{17}Ne state and the corresponding ^{17}N state) is of around 7.4 MeV. The values of Δ_e are then remarkably small compared to the 10% of the total Coulomb shift for the classical example of the single-particle s and d -states in ^{17}O and ^{17}F . It is tempting to conjecture that this is due to the stronger effect of the centrifugal barrier in the three-body system where even the s -states feel a barrier. The Coulomb repulsion effect is then less pronounced than for a two-body system where the absence of the centrifugal barrier is the basic explanation.

The computed shifts (Δ_{th}) are shown in the sixth column of the table. For the G+WS calculation they are clearly larger than the measured values, but also in these cases the computation represents an accuracy better than 10% of the Coulomb shift. In the A+WS computation Δ_{th} is no more than 3% of the Coulomb shift, and shows a better agreement with the experiment.

However, the $(^{17}\text{N})_{th}$ values given in the fourth column of table V are obtained by comparison to the computed ground state $1/2^-$ energy for each calculation. This energy differs from the experimental value by 170 keV and -60 keV for the G+WS and A+WS calculations, respectively (see last column in table V). These numbers do not enter when comparing to the total two-nucleon separation energy, but they do enter in the computed shifts (Δ_{th}) in the sixth column of table V. Therefore the uncertainty reflected in these computed ground state ener-

gies is comparable to the experimental Thomas-Ehrman shift Δ_e we are trying to reproduce. A dedicated effort is needed to reduce these uncertainties.

In these comparisons the measured values include all many-body effects while the computations are within the three-body model. To estimate effects of structure changes we can compare the properties of these mirror nuclei through direct computations of Coulomb energies with the model wave functions. Following [24] we consider the first-order perturbative contribution to the ^{17}N energy from the Coulomb potential, i.e.,

$$\Delta_c^{(1)} = \langle \Psi(^{17}\text{N}) | V_{coul} | \Psi(^{17}\text{N}) \rangle \quad (7)$$

where Ψ is the three-body ^{17}N wave function obtained without Coulomb interaction between core and valence particles and reproducing the experimental ^{17}N spectrum. Then the valence neutrons are substituted by protons in precisely the same configurations arriving at an artificial ^{17}Ne wave function. Then V_{coul} is the resulting Coulomb interaction between the three pairs of charged

particles. Thus $\Delta_c^{(1)}$ is the diagonal contribution to the Coulomb shift if the wave function remains unchanged. In [24] the difference

$$\Delta_{TE} = \Delta_c - \Delta_c^{(1)} \quad (8)$$

is referred to as the Thomas-Ehrman shift, where Δ_c is the experimental shift between the ^{17}N and ^{17}Ne energies. Then Δ_{TE} represents the reduction in the Coulomb energy in ^{17}Ne produced by the modified structure in the single particle states.

In table VI we give these Thomas-Ehrman shifts (Δ_{TE}) arising from experimental (Δ_c) and computed ($\Delta_c^{(1)}$) Coulomb shifts between the mirror nuclei ^{17}Ne and ^{17}N . We also give Δ_S , that is an estimate of the Coulomb shifts due to changes of structure included in the three-body model. Again we give the results for the G+WS and A+WS. All the Δ_{TE} are less than 3% of the diagonal Coulomb shift.

TABLE VI: Experimental Coulomb shift (Δ_c), first order contribution ($\Delta_c^{(1)}$, eq.(7)), Thomas-Ehrman shift (Δ_{TE}) and $\Delta_S \equiv \Delta_{TE} - \Delta_{e-th}$ for the $1/2^-$, $3/2^-$, $5/2^-$, $7/2^-$, and $9/2^-$ states. G+WS and A+WS refer to the nucleon-nucleon+nucleon-core interactions used in the different calculations (G: Gaussian, WS: Woods-Saxon, A: Argonne). All the energies are given in MeV.

$J^\pi \rightarrow$	$1/2^-$		$3/2^-$		$5/2^-$		$7/2^-$		$9/2^-$	
	G+WS	A+WS	G+WS	A+WS	G+WS	A+WS	G+WS	A+WS	G+WS	A+WS
Δ_c	7.43		7.34		7.29		7.30		7.35	
$\Delta_c^{(1)}$	7.64	7.53	7.45	7.60	7.44	7.51	7.58	7.56	7.53	7.53
Δ_{TE}	-0.21	-0.10	-0.11	-0.26	-0.15	-0.22	-0.28	-0.26	-0.18	-0.18
Δ_S	-0.38	-0.04	+0.26	-0.06	0.00	-0.11	-0.27	-0.18	-0.01	-0.02

The values of Δ_{TE} obtained are again highly influenced by the structure of the ^{17}N states with the different calculations. As mentioned above, the agreement between computed and experimental two-neutron separation energies in ^{17}N can be considered rather good (see table IV). The experimental energy is recovered for the calculations in table VI by including in each case the appropriate three-body interaction, that as we know, keeps almost unchanged the three-body structure. From table IV we observe that in some cases the ^{17}N states are up to 0.2 MeV more bound in one of the computations compared to the other. These states are then more compact, and the Coulomb repulsion should in principle be larger. This is clearly seen in table VI, where the larger values for $\Delta_c^{(1)}$ for the $1/2^-$, $3/2^-$, $5/2^-$, $7/2^-$, and $9/2^-$ states are respectively the G+WS, A+WS, A+WS, G+WS, and A+WS calculations, that are precisely the computations giving the more bound state for each level. In

the $9/2^-$ case, since the binding energy with the G+WS and A+WS calculations is pretty much the same, then also the $\Delta_c^{(1)}$ value is the same in both cases.

The main conclusion after analysis of tables V and VI is that the computed Thomas-Ehrman shifts are highly determined by the detailed structure of the ^{17}N states (for instance different three-body forces can significantly change the results). The small change in the structure from calculation to calculation is in our case important enough to produce large uncertainties in the computed Thomas-Ehrman shifts. These uncertainties are probably much smaller for a system, which in contrast to ^{17}N , undoubtedly can be described as a three-body system.

VI. SUMMARY AND CONCLUSIONS

The Borromean nucleus ^{17}Ne and its non-Borromean mirror ^{17}N are investigated in a three-body model where two nucleons surround cores of ^{15}O and ^{15}N , respectively. We employ the well tested hyperspherical adiabatic expansion method. Then the two-body interactions must first be determined to reproduce the properties of the two-body subsystems. We carefully choose a spin-dependent form of the nucleon-core interaction such that the orbits of both the core and the valence nucleons can be treated consistently to lowest order in the mean-field approximation. Then we are guaranteed that the fundamental assumption in the three-body model of decoupled motion of core and valence nucleons is fulfilled as well as possible. We then proceed to determine parameters of the interactions such that the lowest four resonance energies of ^{16}F are reproduced. For this we use the Coulomb energy of a gaussian charge distribution of measured root mean square radius. The computed rms radius of the core is in agreement with the measured size.

The three-body ground state and four measured excited states of ^{17}Ne are then computed. The computed states are systematically slightly underbound compared to the experimental energies, but reproducing properly the experimental angular momentum ordering. Agree-

ment with the experimental energies is obtained by use of a weak attractive short-range effective three-body interaction.

We then turned to the mirror nucleus ^{17}N which is well bound and with a number of bound excited states. They are also computed in the three-body model although the basic assumptions can not be expected to hold. Still the energies are close to the observed values. We therefore continued to compute the Coulomb energy and the three-body Thomas-Ehrman shifts, which are as double energy differences very sensitive to inaccuracies and model assumptions. In general sufficient accuracy can not be reached within three-body models applied to well bound systems like ^{17}N . The reason is that neglected degrees of freedom now can contribute with similar small amounts.

In conclusion, the three-body model describes efficiently the cluster structure of ^{17}Ne and in addition also surprisingly well the well bound mirror nucleus ^{17}N . The computed three-body Thomas-Ehrman shifts are then meaningful although relatively inaccurate.

Acknowledgments

We want to thank Hans Fynbo for useful suggestions and discussions.

-
- [1] P.G. Hansen, A.S. Jensen and B. Jonson, *Ann. Rev. Nucl. Part. Sci.* **45**, 591 (1995).
 - [2] K. Riisager, D.V. Fedorov and A.S. Jensen, *Europhysics Lett.* **49**, 547 (2000).
 - [3] K. Riisager, A.S. Jensen and P. Møller, *Nucl. Phys.* **A548**, 393 (1992).
 - [4] D.V. Fedorov, A.S. Jensen, and K. Riisager, *Phys. Rev.* **C50**, 2372 (1994).
 - [5] V. Guimarães et al., *Phys. Rev.* **C58**, 116 (1998).
 - [6] E. Garrido, D.V. Fedorov, and A.S. Jensen, *Nucl. Phys.* **A617**, 153 (1997).
 - [7] L.V. Grigorenko, I.G. Mukha, and M.V. Zhukov, *Nucl. Phys.* **A713**, 372 (2003).
 - [8] N.K. Timofeyuk, P. Descouvemont, and D. Baye, *Nucl. Phys.* **A600**, 1 (1996).
 - [9] L.V. Grigorenko, I.G. Mukha, I.J. Thompson, and M.V. Zhukov, *Phys. Rev. Lett.* **88**, 042502 (2002).
 - [10] J.B. Ehrman, *Phys. Rev.* **81**, 412 (1951).
 - [11] E. Nielsen, D.V. Fedorov, A.S. Jensen, and E. Garrido, *Phys. Rep.* **347**, 374 (2001).
 - [12] A. Cobis, D.V. Fedorov, and A.S. Jensen, *Phys. Rev. Lett.* **79**, 2411 (1997).
 - [13] D.V. Fedorov, E. Garrido, and A.S. Jensen, *Few-body Systems* **33**, 153 (2003).
 - [14] E. Garrido, D.V. Fedorov, and A.S. Jensen, *Phys. Rev.* **C68**, 014002 (2003).
 - [15] H. de Vries, C.W. de Jager, and C. de Vries, *At. Data Nucl. Data Tables* **36**, 495 (1987).
 - [16] F. Ajzenberg-Selove, *Nucl. Phys.* **A460**, 1 (1986).
 - [17] E. Garrido, D.V. Fedorov, and A.S. Jensen, *Nucl. Phys.* **A650**, 247 (1999).
 - [18] F. Ajzenberg-Selove, *Nucl. Phys.* **A523**, 1 (1991).
 - [19] D.V. Fedorov and A.S. Jensen, *Phys. Lett.* **B389**, 631 (1996).
 - [20] A. Ozawa et al., *Phys. Lett.* **B334**, 18 (1994).
 - [21] E. Garrido, D.V. Fedorov, and A.S. Jensen, Preprint available on request.
 - [22] R.B. Wiringa, V.G.J. Stoks, and R. Schiavilla, *Phys. Rev.* **C51**, 38 (1995).
 - [23] A.S. Jensen, K. Riisager, D.V. Fedorov and E. Garrido, *Europhysics Lett.* **61**, 320 (2002).
 - [24] N. Auerbach and N. Vinh Mau, *Phys. Rev.* **C63**, 017301 (2000).