

A new screening function for Coulomb renormalization

M. Yamaguchi,^{1,*} H. Kamada,^{2,†} and Y. Koike^{3,‡}

¹ Research Center for Nuclear Physics, Osaka University, Ibaraki 567-0047, Japan

² Department of Physics, Faculty of Engineering,

Kyushu Institute of Technology, Kitakyushu 804-8550, Japan

³ Science Research Center, Hosei University, 2-17-1, Fujimi, Chiyoda-ku, Tokyo 102, Japan

(Dated: February 7, 2022)

We introduce a new screening function which is useful for the few-body Coulomb scattering problem in “screening and renormalization” scheme. The new renormalization phase factor of the screening function is analytically shown. The Yukawa type of the screening potential has been used in several decades, we modify it to make more useful. As a concrete example, we compare the proton-proton scattering phase shifts calculated from these potentials. The numerical results document that high precision calculations of the renormalization are performed by the new screening function.

PACS numbers: 24.10.-i, 21.45.+v, 25.40.Cm, 02.60.-x

When one considers the system of few charged particles, one faces, as is well known, serious difficulties in the calculation of scattering processes[1]. This is caused by the long range nature of the Coulomb potential in coordinate space, or, equivalently, its singularity in momentum space.

In order to overcome these difficulties, we would like to mention two approaches. One approach is a modified time-dependent scattering theory[2] and another approach is a “screening and renormalization” method. Many investigations have been done in few-body systems by the latter approach. For example, Alt *et. al.* [3] have calculated three-body scattering with charged particles by the screening and renormalization scheme. Their calculations worked out successfully. However, the screening radius R used in their calculation is about 600 fm. At such a large R -value the screened Coulomb potential is no longer smooth requiring a careful treatment and increased computer resource in memory and elapsed time. Therefore, it would be desirable to work with a smaller R -value. The purpose of this letter is to investigate a new screening function different from the one used in Alt *et. al.* which leads to precise results even at small R -values.

Before we discuss the new screening function, we would like to point out the significance of the renormalization. If one considers a bound state numerical calculations can be performed by the screening method with an appropriately large R -value and the result will be independent of the choice of R . However, for a scattering state the situation is completely different. The limit of solutions achieved with screened Coulomb potentials for increasing R -values will not agree with the solutions for a pure Coulomb potential. The reason lies in the wrong asymptotic boundary conditions going with a screened Coulomb potential. A renormalization method, like the one introduced by Taylor [4] is necessary.

Alt *et. al.* used the Yukawa type screened Coulomb potential with the screening radius R :

$$V^R(r) = e^2 \frac{\exp[-(r/R)]}{r}. \quad (1)$$

Here in this paper we have proton-proton scattering in mind, therefore, e represents the charge of the proton. Now we introduce the new screening functions:

$$V_n^R(r) = e^2 \frac{\exp[-(r/R)^n]}{r}. \quad (2)$$

Note that eq.(2) reduces to the Yukawa type potential for $n = 1$ and is also going to a sharply truncated potential for $n \rightarrow \infty$,

$$\lim_{n \rightarrow \infty} V_n^R(r) = \frac{e^2}{r} \cdot \theta(R - r), \quad (3)$$

where $\theta(r)$ is the θ -function. The pure and the screened Coulomb potentials for $n = 1$ to 5 at $R = 50$ fm are shown in Fig. 1. This figure reveals that with large n there develops a sharper cut-off and the pure Coulomb potential is better represented in the inner region.

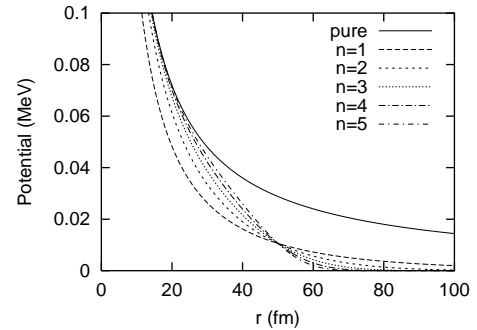


FIG. 1: Pure and screened Coulomb potentials for $n = 1 - 5$.

Next, we evaluate the phase shift for pp scattering in the state 1S_0 . As a typical NN force we take the Reid

Soft Core potential[5] in addition to the Coulomb potential. There exists the following relation[4] among various phase shifts, which can be gained by regarding the asymptotic behavior of the wave function:

$$\delta^C = \delta^R - \sigma_0 + \phi_R + 0(1/R) \quad (4)$$

Here δ^C is the phase shift to the strong and pure Coulomb potential, δ^R to the strong and screened Coulomb potential, σ_0 the standard Coulomb phase shift obtained from $\arg \Gamma(1+i\eta)$ and ϕ_R the renormalization phase. Further, $\eta = e^2 m/2p$ is Sommerfeld parameter with m the nucleon mass and p the relative momentum. According to Taylor the renormalization phase $\phi_R(p)$ is given as

$$\begin{aligned} \phi_R(p) &\equiv -\eta \int_{(2p)^{-1}}^{\infty} \frac{\exp[-(r/R)^n]}{r} dr \\ &= -\eta \int_0^r \frac{\exp[-(r/R)^n] - 1}{r} dr - \eta \ln(2pr) \\ &\quad + 0(1/R^n) \\ &= -\eta \left[\ln(2pR) - \frac{\gamma}{n} \right] + 0(1/R^n), \end{aligned} \quad (5)$$

where γ is the Euler number ($0.5772 \dots$). The last line in Eq. (5) results using the substitution $(r/R)^n = s/R$. For $n=1$ this is the result used by Alt *et.al.*. For $n \rightarrow \infty$ one obtains $\phi_R = -\eta \ln(2pR)$, which is the expression related to a sharp cut-off. Note that the definition of $\phi_R(p)$ suffer from the uncertainty of $0(1/R)$ in eq. (4)

The phase shifts δ^C , δ^R and ϕ_R are shown in Fig.2. In the evaluation of the phase shifts one has to study the dependencies of the c.m. energy E_{cm} , the screening radius R and the power n in our new screening function. As a measure for the quality of the new screening function we introduce

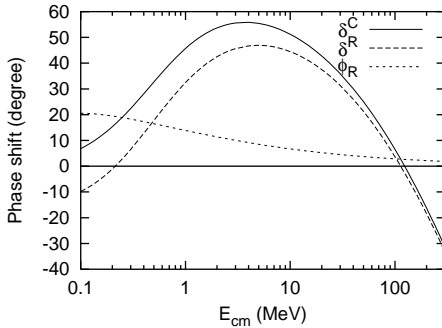


FIG. 2: The comparison of the phase shifts δ^C , δ^R and ϕ_R for $R = 50$ fm.

$$|\Delta\delta| \equiv | \delta^C - \delta^R - \eta[\gamma/n - \ln(2pR)] | \quad (6)$$

This quantity is plotted in Figs.3-8. In Fig.3 and Fig.4 we show the $|\Delta\delta|$ -dependence of E_{cm} for $R = 50$ fm and

500 fm, respectively. $|\Delta\delta|$ decreases strongly with E_{cm} . These figures clearly show that the calculations for $n \geq 2$ are more precise than for $n=1$. In view of Fig. 1 we have to conjecture that this is due to the better approach of the pure Coulomb potential by the screened Coulomb potential in the inner region if n is larger than 1.

In Figs. 5 - 6, we illustrate the R -dependence of $|\Delta\delta|$ for two fixed E_{cm} -values of 10 and 100 MeV. Trivially, $|\Delta\delta|$ decreases with increasing R but again the error is significantly smaller if n is larger than 1 in comparison to $n=1$.

Finally Figs. 7 and 8 give the n -dependence of $|\Delta\delta|$ for fixed E_{cm} and various R 's at $E_{cm} = 10$ and 100 MeV, respectively. It is seen that $R = 50$ fm and $n=2$ is a good enough choice to perform the calculations.

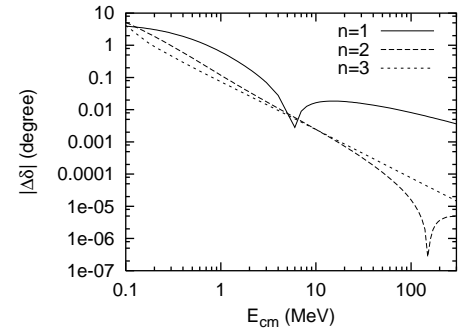


FIG. 3: $|\Delta\delta|$ for $R = 50$ fm against E_{cm} for various n -values.

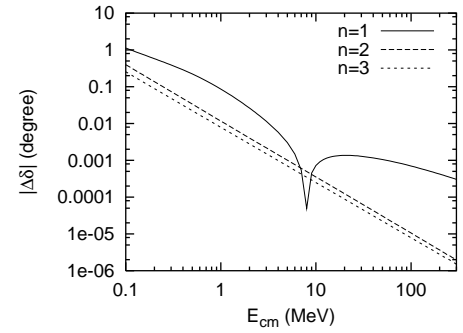


FIG. 4: The same as in Fig. 3 for $R = 500$ fm.

In summary, we generalized the Yukawa type screening potential adopted by Alt *et al.* [3] to the form given in Eq. (2). Already for $n=2$ the screened Coulomb potential is closer to the pure Coulomb potential in the inner region. The new expression for the renormalization phase ϕ_R is just a bridge between the Yukawa type and sharp cut-off potential. The numerical results document that high precision calculations can be performed by the new screening function for $n \geq 2$ and a screening radius as small as $R=50$ fm.

The authors would like to thank Prof. W. Glöckle for critically reading the manuscript. One of Authors (M.Y.)

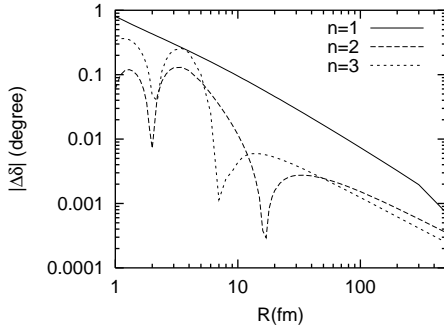


FIG. 5: $|\Delta\delta|$ for $E_{cm} = 10$ MeV against R for various n .

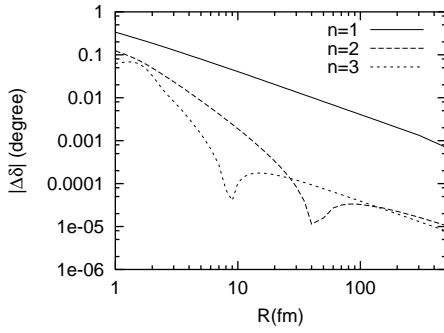


FIG. 6: The same as in Fig. 5 for $E_{cm} = 100$ MeV.

acknowledges the supports of the Theory Group of Research center for Nuclear Physics in Osaka University.

* Electronic address: yamagu@rcnp.osaka-u.ac.jp

† Electronic address: kamada@mns.kyutech.ac.jp

‡ Electronic address: koike@i.hosei.ac.jp

- [1] E. O. Alt and W. Sandhas, in *Coulomb Interactions in Nuclear and Atomic Few-Body Collisions*, edited by F. S. Levin and D. A. Micha (Plenum Press, New York, 1996).
- [2] J. D. Dollard, Rocky Mount. J. Math. **1**, 5 (1971) ;J. Math. Phys. **5**, 729 (1964).
- [3] E. O. Alt, A. M. Mukhamedzhanov, M. M. Nishonov and A. I. Sattarov Phys. Rev. **C65**, 064613, (2002).
- [4] J. R. Taylor, Nuovo Cimento **23B**, 313, (1974) ;M. D. Semon and J. R. Taylor, *ibid.* **26A**, 48, (1975).
- [5] R. V. Reid, Ann. Phys. **50**, 411, (1968).

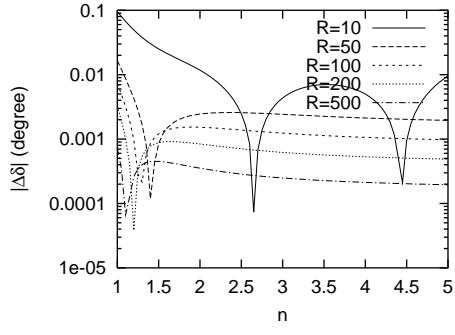


FIG. 7: $|\Delta\delta|$ for $E_{cm} = 10$ MeV against n for various R -values.

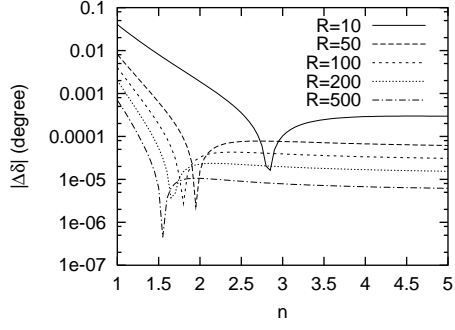


FIG. 8: The same as in Fig. 7 for $E_{cm} = 100$ MeV.