

An Analysis of the $^{12}\text{C}+^{24}\text{Mg}$ Reaction Using A New Coupling Potential

I. Boztosun * † and W.D.M. Rae

Department of Nuclear Physics, University of Oxford, Keble Road, Oxford OX1 3RH UK

(November 19, 2018)

Abstract

We introduce a new coupling potential to explain the experimental data for the $^{12}\text{C}+^{24}\text{Mg}$ system at numerous energies in the laboratory system from 16.0 MeV to 24.0 MeV. This new coupled-channels based approach involves replacing the usual first derivative coupling potential by a new, second-derivative coupling potential. This paper first shows and discusses the limitation of the standard coupled-channels theory in the case where one of the nuclei in the reaction is strongly deformed. Then, this new approach is shown to improve consistently the agreement with the experimental data and has made major improvement on all the previous coupled-channels calculations for this system.

Typeset using REVTeX

*Permanent address : Department of Physics, Erciyes University, Kayseri 38039 Turkey

†Present address: Computational Mathematics Group, School of Computer Science and Mathematics, University of Portsmouth, Portsmouth PO1 2EG UK

Keywords: optical and coupled-channels calculations, DWBA, elastic and inelastic scattering, $^{12}\text{C}+^{24}\text{Mg}$ Reaction.

I. INTRODUCTION

The elastic and inelastic scattering of the light heavy-ion reactions such as $^{16}\text{O}+^{28}\text{Si}$, $^{12}\text{C}+^{24}\text{Mg}$ and $^{12}\text{C}+^{12}\text{C}$ have been extensively investigated over the last 40 years and a large body of experimental data has been accumulated from the systematic studies of these reactions (see [1–3] and references therein). A variety of theoretical accounts, based on dynamical models or purely phenomenological treatments, have been proposed to explain the experimental data [1,4,5]. However, there appears no unique model that explains consistently the elastic and inelastic scattering data over wide energy ranges without applying any *ad-hoc* procedures.

Consequently, the following problems continue to exist for the light heavy-ion reactions [6,7]: (1) explanation of anomalous large angle scattering data; (2) reproduction of the oscillatory structure near the Coulomb barrier; (3) the out-of-phase problem between theoretical predictions and experimental data; (4) the deformation parameters (β values): previous calculations require β values that are at variance with the empirical values and are physically unjustifiable.

The elastic and inelastic scattering data of the $^{12}\text{C}+^{24}\text{Mg}$ system have been studied extensively and some of the above-mentioned problems could not be accounted for [2,8–10]. The most extensive study for this system was carried out by Sciani *et al* [2] who used Q -dependent potentials whose parameters had different values for the incoming and outgoing channels in the coupled-channels calculations. Without Q -dependent potentials, they observed that the theoretical calculations and the experimental data were completely out-of-phase and could not reproduce the experimental data. However, they overcame this problem by introducing these Q -dependent potentials. Nevertheless, not only were the parameters changing from energy to energy in an arbitrary way, but they also had to change the β value in order to optimize the fits.

It has been the practice to increase or decrease artificially the β value to obtain the magnitude of the 2^+ state data correctly in the standard coupled-channels calculations, without giving the physical justification other than stating that it is required to fit the data [2,8,9,12–14].

The out-of-phase between the theoretical predictions and the experimental data for the ground and 2^+ states has also been observed and without optimizing the β value, it has been impossible to obtain a simultaneous fit to the elastic and inelastic scattering data [2,11–14].

Therefore, building on a previous paper [6], which was outstandingly successful in explaining the experimental data for the $^{12}\text{C}+^{12}\text{C}$ system, we investigate the $^{12}\text{C}+^{24}\text{Mg}$ reaction which has been intensively investigated experimentally at energies near the Coulomb barrier [2,8–10]. The main feature of the experimental data is a strong oscillatory structure which can not be explained in a wide energy range within the coupled-channels and DWBA methods if any *ad-hoc* procedures are not applied. In this paper, our aim is to explain the elastic and inelastic scattering data with empirical β value.

In the next section, we first introduce the standard coupled-channels model and show the results of these analyzes in section III from $E_{Lab}=16.0$ MeV to 24.0 MeV. Then, in

section IV, we introduce a new coupling potential to analyze the experimental data in the same energy range and show the results of these new coupled-channels calculations. Finally, section VI is devoted to our summary and conclusion.

II. THE STANDARD COUPLED-CHANNELS CALCULATIONS

The interaction between ^{12}C and ^{24}Mg nuclei is described by a deformed optical potential. As shown in figure 1, the real potential is chosen as the square of a Woods-Saxon shape:

$$V_N(r) = \frac{-V_0}{(1 + \exp(r - R)/a)^2} \quad (1)$$

and the parameters are fixed as a function of energy to reproduce the experimental data over the whole energy range. The numerical values are shown in table I.

The sum of the nuclear, Coulomb and the centrifugal potentials is also shown in the same figure for various values of the orbital angular momentum quantum number, l . The superposition of the attractive and repulsive potentials results in the formation of a potential pocket, which the width and depth of the pocket depend on the orbital angular momentum. This pocket is very important for the interference of the barrier and internal waves, which produces the pronounced structure in the cross-section. The effect of this pocket can be understood in terms of the interference between the internal and barrier waves that correspond to a decomposition of the scattering amplitude into two components, the inner and external waves [15,16].

The imaginary potential has the standard Woods-Saxon volume shape as in equation (2) and the depth increases linearly with energy as in equation (3).

$$W(r) = -\frac{W_0}{(1 + \exp((r - R)/a))} \quad (2)$$

$$W = 4.375E_{Lab} - 67.0 \quad (3)$$

The other parameters of the real and imaginary potentials are fixed as a function of energy and are not changed in the present calculations as shown in table I.

It is assumed that the target nucleus ^{24}Mg has a static quadrupole deformation and this assumption is taken into account by deforming the real potential in the following way.

$$R(\theta, \phi) = r_0 A_P^{1/3} + r_0 A_T^{1/3} [1 + \beta_2 Y_{20}(\theta, \phi)] \quad (4)$$

where P and T refer to projectile and target nuclei respectively and β_2 is the deformation parameter of ^{24}Mg . In the present calculations, only target nucleus, ^{24}Mg , is deformed although it is well known that the projectile ^{12}C is also a strongly deformed nucleus. However, when it is deformed, the number of channels increases and it makes the computational processing time insurmountable.

In our coupled-channels calculations, we shall use the exact value of β_2 , derived from the deformation length, δ . The invariant parameter in the coupled-channels formalism is in fact the deformation length, $\delta = \beta R$, or its value derived from the reduced electromagnetic transition probability, $B(E2)$, rather than β itself.

The actual value of $B(E2)$ is $430 \text{ e}^2\text{fm}^4$ [17] and that of δ is between 1.48 fm [18] and 1.50 fm [8] for the target nucleus ^{24}Mg . We use $\delta=1.50$ fm ($\beta=0.52$) in our coupled-channels calculations. For the Coulomb deformation, we assume $\beta_2^C=\beta_2^N$ [19].

In the present calculations, the first two excited states of the target nucleus ^{24}Mg , *i.e.* 2^+ (1.47 MeV) and 4^+ (4.12 MeV), are included and the $0^+-2^+-4^+$ coupling scheme was employed. The reorientation effects for 2^+ and 4^+ excited states are also included. An extensively modified version of the code CHUCK [20] has been used in all the calculations.

III. RESULTS

Using the standard coupled-channels model, some of the results obtained using the empirical beta values for the nuclear and Coulomb deformations ($\beta_2^N=\beta_2^C=0.52$) are shown in figures 2 and 3 for the ground state and in figure 4 for the first excited state with dashed lines respectively. Although we obtained a good agreement with the experimental data for the ground state, it has not been possible to get the magnitude of the first excited state (2^+) correctly. The magnitudes of the 2^+ predictions are smaller than the measured experimental data and the minima and maxima observed in the experimental data are not reproduced correctly.

This has been a recurring problem in earlier theoretical calculations, where numerous arbitrary values of the deformation parameter had to be used [2,8,9,12–14]. Varying the parameters and changing the shape of the real and imaginary potentials do not provide a global fit to the experimental data for both ground and 2^+ states. However, it is clear from these results that the problem is in the forward angle region, where two factors are very important [19,21]. The first one is the number of partial waves used in the calculations. Since the calculated cross-section depends on the orbital angular momentum number, l , the number of the partial waves used in the calculations should be checked whether they all contribute. This conception is examined in order to determine their effect on the results and it is observed that the number of the partial waves do not affect the results beyond a critical value.

The second factor, which is effective in this region, is the value of the Coulomb deformation parameter, β_2^C . The sensitivity of the calculations to the β_2^C is checked and the β_2^C value required to fit to the data is found to be $\beta_2^C=0.93$, which is larger than its actual value.

The results of these calculations using the exact β_2^N and increased β_2^C are shown in figures 2 and 3 for the ground state and in figure 4 for the first excited state with solid lines. The agreement is good for both the ground and the first excited states over the whole energy range although the magnitude and the phase oscillation problems persist at high energies for the 2^+ results.

IV. NEW COUPLING POTENTIAL

In the analyzes of this reaction, our aim was to solve the out-of-phase problem and to reproduce the experimental data with empirical β value. We succeeded in achieving the former one, but failed to provide a solution to the latter.

Because of the limitations of the standard coupled-channels method in the analyzes of this reaction, we use a new second-derivative coupling potential which has successfully explained the experimental data for the $^{12}\text{C}+^{12}\text{C}$ reaction [6]. The standard and new coupling potentials are compared in figure 5 and the new coupling potential has the following shape:

$$V_C(r) = \frac{-V_{C_0} e^{(r-R)/a} (e^{(r-R)/a} - 1)}{a^2 [1 + e^{(r-R)/a}]^3} \quad (5)$$

where $V_{C_0}=185.0$ MeV, $R=3.67$ fm and $a=0.62$ fm.

One possible interpretation of such a second-derivative coupling potential can be made if we express the total potential as a function of the radii for different orientations of the two colliding ^{12}C and ^{24}Mg nuclei. If $\theta_{P,T}$ are the angles between the symmetry axes and the axis joining the centers of the projectile and target, then the total potential, as an approximation, can be expressed in the following way:

$$V(r) = V_N(r) + \beta_2 R_P \frac{dV_C}{dR_P} Y_{20}(\theta_P, \phi_P) + \beta_2 R_T \frac{dV_C}{dR_T} Y_{20}(\theta_T, \phi_T) \quad (6)$$

where V_N is the nuclear potential and V_C is the new second-derivative coupling potential. The difference between equation 8 in ref. [6] and equation 6 is due to the simultaneous mutual excitation of two nuclei. In ref. [6], we took in to account the simultaneous mutual excitation of the projectile and target nuclei, therefore there is an extra term to define it, whereas in equation 6 we do not have mutual excitation term since we just include the excitation of target nucleus.

The result for the $^{12}\text{C}+^{24}\text{Mg}$ system is shown in figure 9. A second local minimum is observed in the interaction potential for certain orientations. This feature has not been taken into account in the standard coupled-channels calculations. To investigate this minimum, we looked at the total inverted potential, *i. e.* the dynamical polarization potential (DPP) plus the bare potential, obtained by the inversion of the S-Matrix [22]. Our analysis suggests that the new coupling potential points to the presence of the super-deformed configurations in the compound nucleus ^{36}Ar , as it has been speculated [23,24].

V. RESULTS

The real and imaginary potentials in these new calculations have the same shapes and parameters as in previous calculations (see equation 1 and 2) and the parameters of the new coupling potential are displayed in the caption of figure 5. We have analyzed the experimental in the same energy range.

It is clearly seen from figures 6 and 7 for the ground state and figure 8 for the first excited state that the new second-derivative coupling potential with the exact β value ($\beta_2^N = \beta_2^C = 0.52$) yields excellent agreement with the experimental data over the whole energy range studied. These figures show perfect fits with the experimental data; the phases of the oscillations and magnitudes in the 2^+ state data are well accounted for.

The comparison of the χ^2 values in table II indicates that this new coupling potential has not only solved the out of phase problem and reproduced the experimental data with empirical β value, but also improved the quality of the fits.

VI. SUMMARY

We have shown a consistent description of the elastic and inelastic scattering of the $^{12}\text{C}+^{24}\text{Mg}$ system from 16.0 MeV to 24.0 MeV in the laboratory system by using the standard and new coupled-channels calculations. In the introduction, we presented the problems that this reaction manifests. We attempted to find a consistent solution to these problems. However, within the standard coupled-channels method, we failed, as others did, to describe certain aspects of the data, in particular, the magnitude of the 2^+ excitation inelastic scattering data although the optical model and coupled-channels models explain perfectly some aspects of the elastic scattering data. We were compelled to increase the value of Coulomb deformation to reproduce the 2^+ data and such arbitrary uses of β have been practiced in the past without giving any physical justifications other than stating it is required to fit the experimental data.

We have obtained excellent agreement with the experimental data over the whole energy range by using a new coupling potential, which has been outstandingly successful in explaining the experimental data for the $^{12}\text{C}+^{12}\text{C}$ [6] and $^{16}\text{O}+^{28}\text{Si}$ [25] systems over wide energies. The comparison of the results indicates that a global solution to the problems relating to the scattering observables of this reaction over a wide energy range has been provided by this new coupling potential. This work reveals that there is no reason for the coupling potential to have the same energy dependence as the central term. The work in order to derive the coupling potential explicitly from a microscopic viewpoint is still under progress and studies using this new coupling potential may lead to new insights into the formalism and also a new interpretation of such reactions.

VII. ACKNOWLEDGMENTS

Authors wish to thank Doctors Y. Nedjadi, S. Ait-Tahar, R. Mackintosh, B. Buck, A. M. Merchant, Professor B. R. Fulton and Ayşe Odman for valuable discussions and encouragements. I. Boztosun also would like to thank the Turkish Council of Higher Education (YÖK) and Erciyes University, Turkey, for their financial support.

REFERENCES

- [1] P. Braun-Munzinger and J. Barrette, Phys. Reports **87** (1982) 209.
- [2] W. Sciani, A. Lepine-Szily, F.R. Lichtenthaeler, P. Fachini, L.C. Gomes, G.F. Lima, M.M. Obuti, J.M. Jr Oliveira and A.C.C. Villari, Nucl. Phys. **A620** (1997) 91.
- [3] R.G. Stokstad, R.M. Wieland, G.R. Satchler, C.B. Fulmer, D.C. Hensley, S. Raman, L.D. Rickertsen, A.H. Snell and P.H. Stelson, Phys. Rev. C **20** (1979) 655.
- [4] M.E. Brandan and G.R. Satchler, Phys. Reports **285** (1997) 143.
- [5] A.M. Kobos and G.R. Satchler, Nucl. Phys. **A427** (1984) 589.
- [6] I. Boztosun and W.D.M. Rae, Phys. Rev. C **63** (2001) 054607.
- [7] I. Boztosun, Ph.D. thesis, Oxford University (2000).
- [8] J. Carter, R.G. Clarkson, V. Hnizdo, R.J. Keddy, D.W. Mingay, F. Osterfeld and J.P.F. Sellschop, Nucl. Phys. **A273** (1976) 523.
- [9] J. Carter, J.P.F. Sellschop, R.G. Clarkson and V. Hnizdo, Nucl. Phys. **A297** (1978) 520.
- [10] R.L. Filho, A. LépineSzily, A.C.C. Villari and O.P. Filho, Phys. Rev. C **39** (1989) 884.
- [11] I. Boztosun and W.D.M. Rae, Proceedings of the 7th International Conference on Clustering (ICC) Aspects of Nuclear Structure and Dynamics, Edited by M. Korolija, Z. Basrak and R. Caplar, World-Scientific-2000 (143).
- [12] P. Braun-Munzinger, G.M. Berkowitz, T.M. Cormier, C.M. Jachcinski, J.W. Harris, J. Barrette and M.J. Levine, Phys. Rev. Lett. **38** (1977) 944.
- [13] A. Dudek-Ellis, V. Shkolnik and D. Dehnard, Phys. Rev. C **18** (1978) 1039.
- [14] V.N. Bragin and R. Donangelo, Nucl. Phys. **A433** (1985) 495.
- [15] S.Y. Lee, Nucl. Phys. **A311** (1978) 518.
- [16] D.M. Brink and N. Takigawa, Nucl. Phys. **A279** (1977) 159.
- [17] A. Christy and O. Hausser, Nucl. Data Tables **A11** (1973) 281.
- [18] W.J. Thompson and J.S. Eck, Phys. Lett. **67B** (1977) 151.
- [19] G.R. Satchler, *Direct Nuclear Reactions* (Oxford University Press, Oxford 1983) and *Introduction to Nuclear Reactions* (The Macmillan Press Ltd, London 1980).
- [20] P.D. Kunz, CHUCK, a coupled-channels code, unpublished.
- [21] T. Tamura, Rev. Mod. Phys. **37** (1965) 679.
- [22] I. Boztosun, W.D.M. Rae and R.S. Mackintosh, in preparation.
- [23] W.D.M. Rae, Int. J. Mod. Phys. A **3** (1988) 1343.
- [24] H. Feshbach, *Theoretical Nuclear Physics-II* (John Wiley & Sons, 1992).
- [25] I. Boztosun and W.D.M. Rae, in preparation.

TABLES

V (MeV)	R_V (fm)	a_V (fm)	W (MeV)	R_W (fm)	a_W (fm)	R_c (fm)
427.0	4.486	1.187	Eq. (3)	1.386	0.286	5.174

TABLE I. The parameters of the real and imaginary potentials. V and W stand for the strengths of the real and imaginary parts respectively. R_c is the Coulomb radius.

E_{Lab}	Standard CC	New CC
16.0	1.24	1.4
17.0	1.37	0.59
18.5	0.67	0.34
19.0	1.44	0.8
19.5	1.29	0.7
20.0	1.63	0.4
20.51	2.48	0.5
21.0	2.45	1.6
21.5	3.46	3.1
22.0	8.2	2.3
22.5	1.7	3.0
23.0	3.96	1.4
23.5	5.69	3.5
24.0	6.59	4.8

TABLE II. The numerical values of χ^2 for the standard and new coupled-channels calculations.

FIGURES

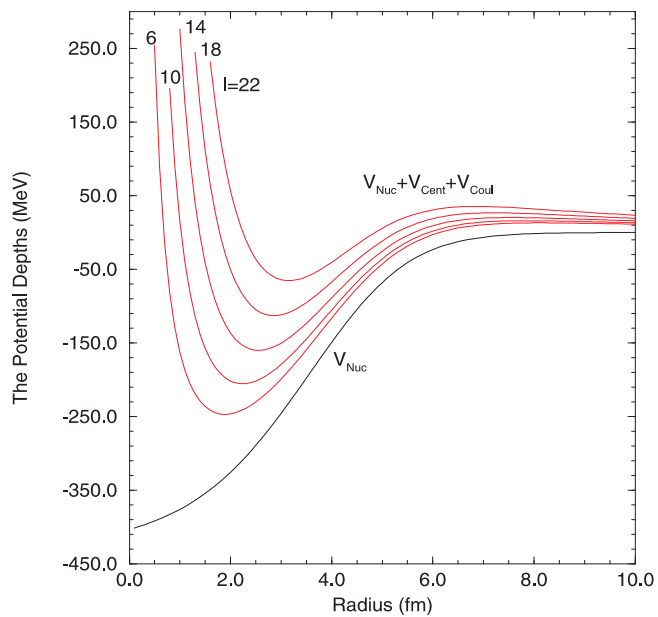


FIG. 1. The interaction potential between ^{12}C and ^{24}Mg is plotted for various values of the orbital angular momentum quantum number, l

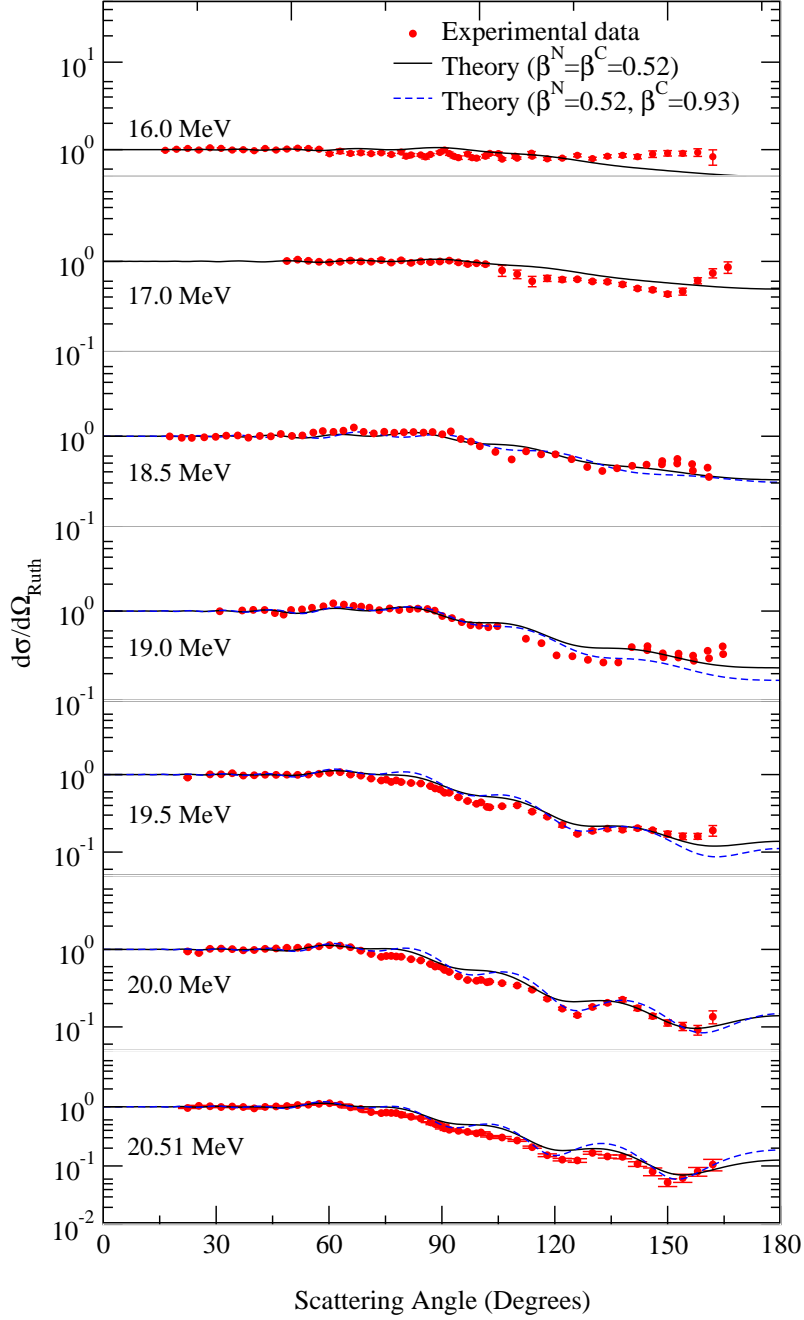


FIG. 2. Ground state results of the standard coupled-channels calculations with $\beta_2^N = \beta_2^C = 0.52$ (solid lines) and with $\beta_2^N = \beta_2^C = 0.93$ (dashed lines).

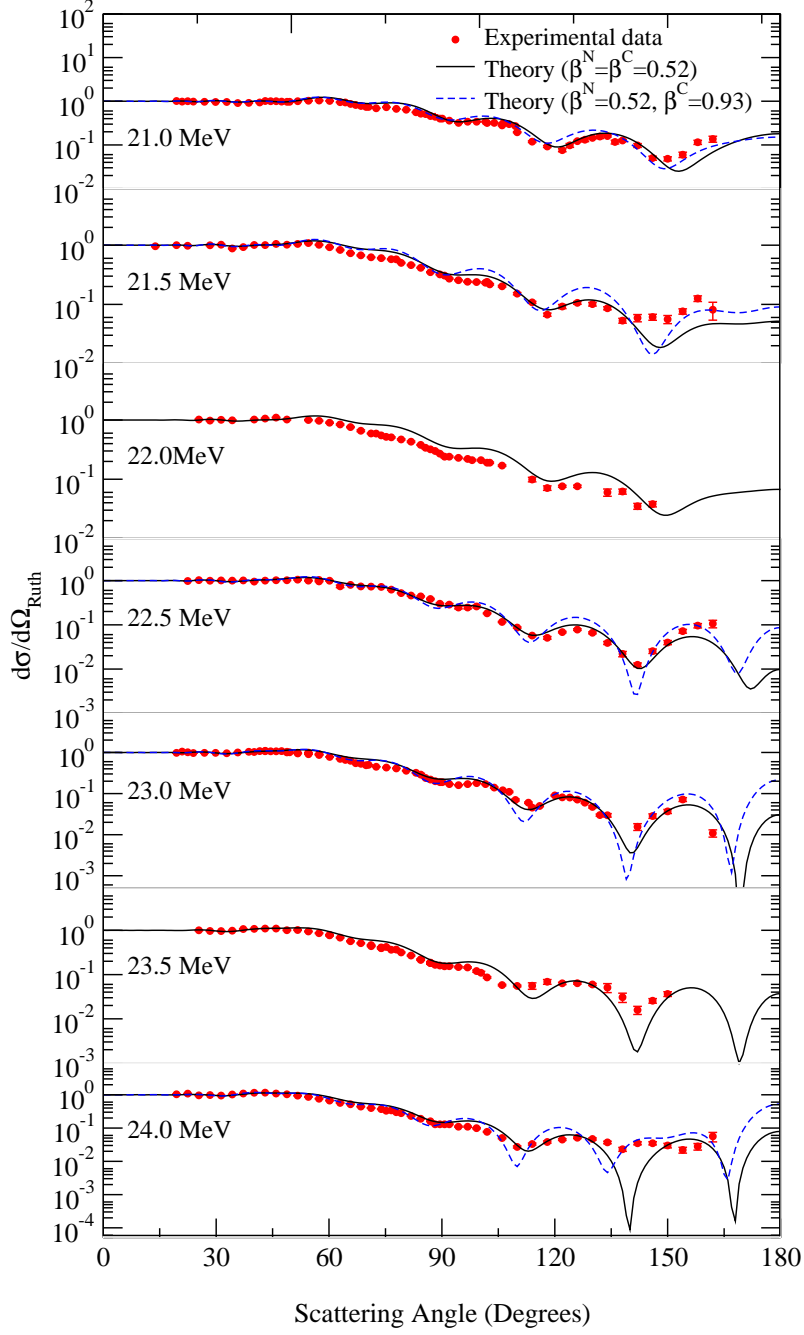


FIG. 3. Ground state results of the standard coupled-channels calculations with $\beta_2^N = \beta_2^C = 0.52$ (solid lines) and with $\beta_2^N = \beta_2^C = 0.93$ (dashed lines) (*continued from figure 2*).

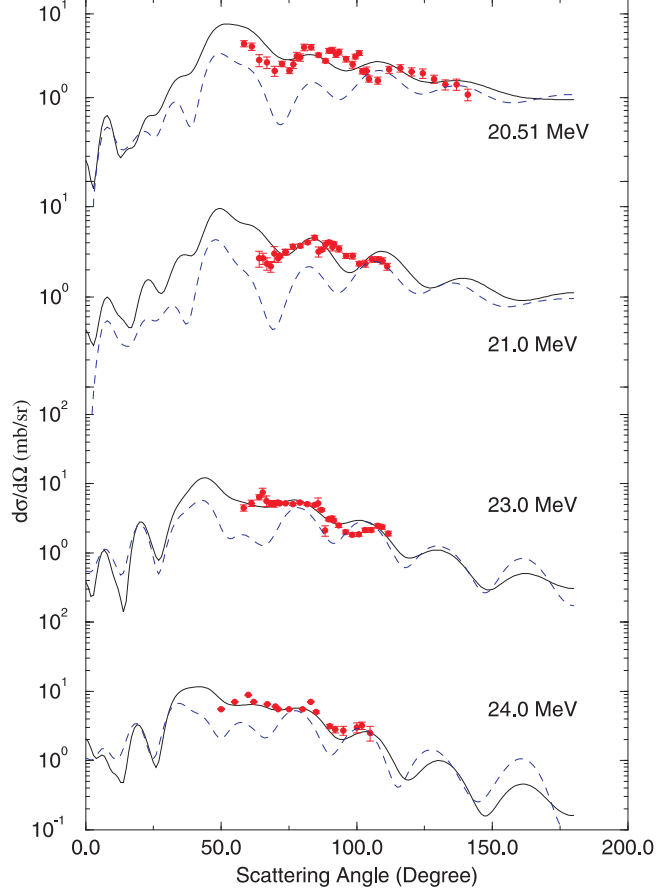


FIG. 4. The 2^+ state results of the standard coupled-channels calculations with $\beta_2^N = \beta_2^C = 0.52$ (dashed lines) and with $\beta_2^N = \beta_2^C = 0.93$ (solid lines).

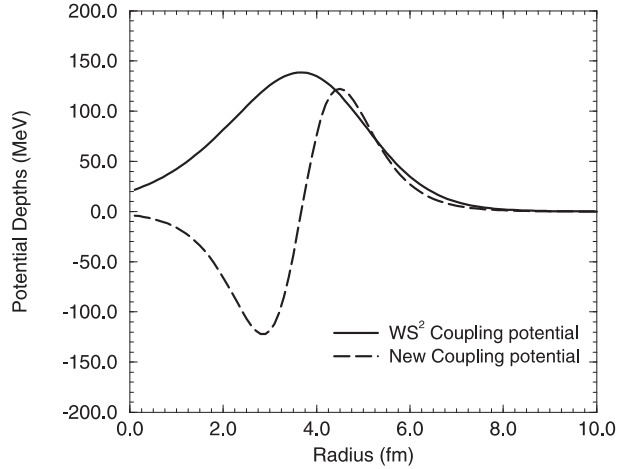


FIG. 5. The comparison of the *standard* coupling potential, which is the first derivative of the central potential, with our *new* coupling potential, parameterized as the 2^{nd} derivative of Woods-Saxon shape as in equation 5.

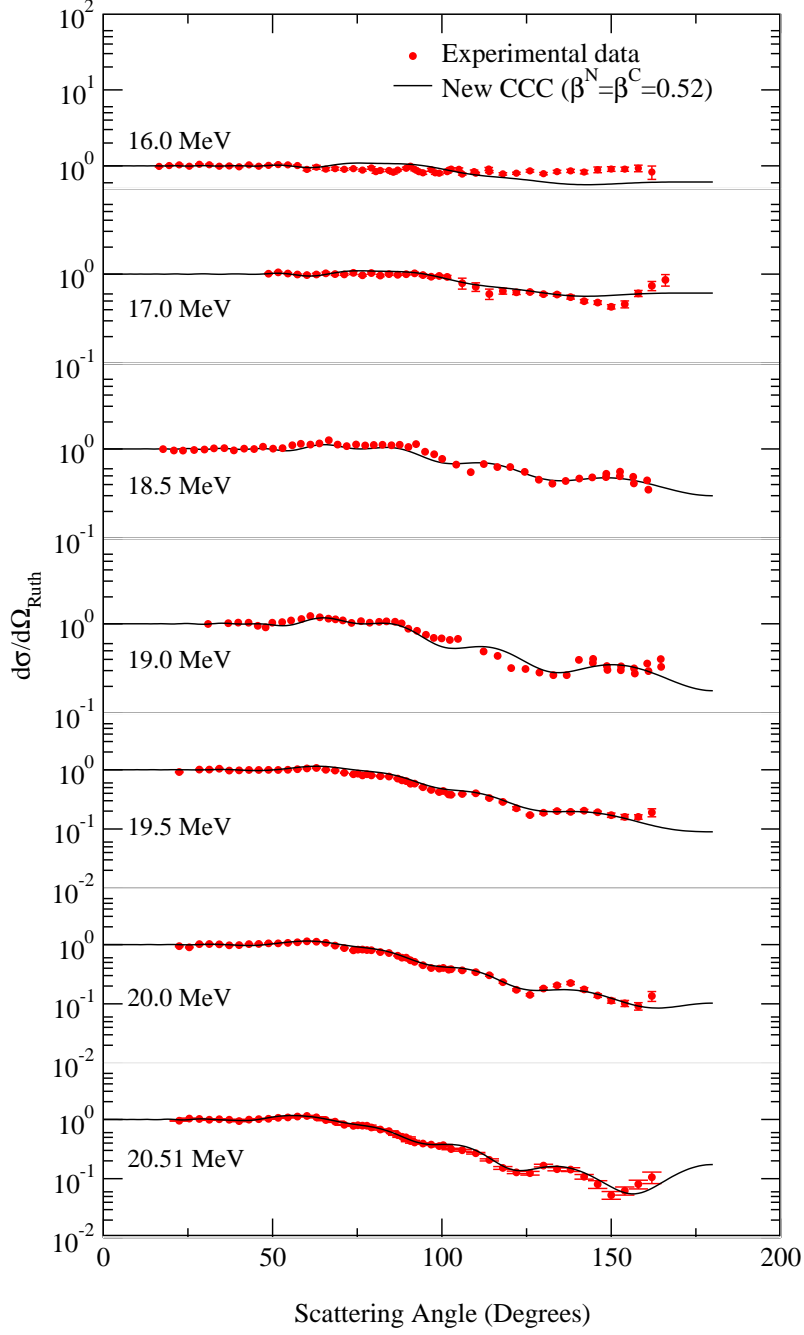


FIG. 6. Ground state results of the new coupled-channels calculations using the new coupling potential with the exact β value ($\beta_2^C = \beta_2^N = 0.52$).

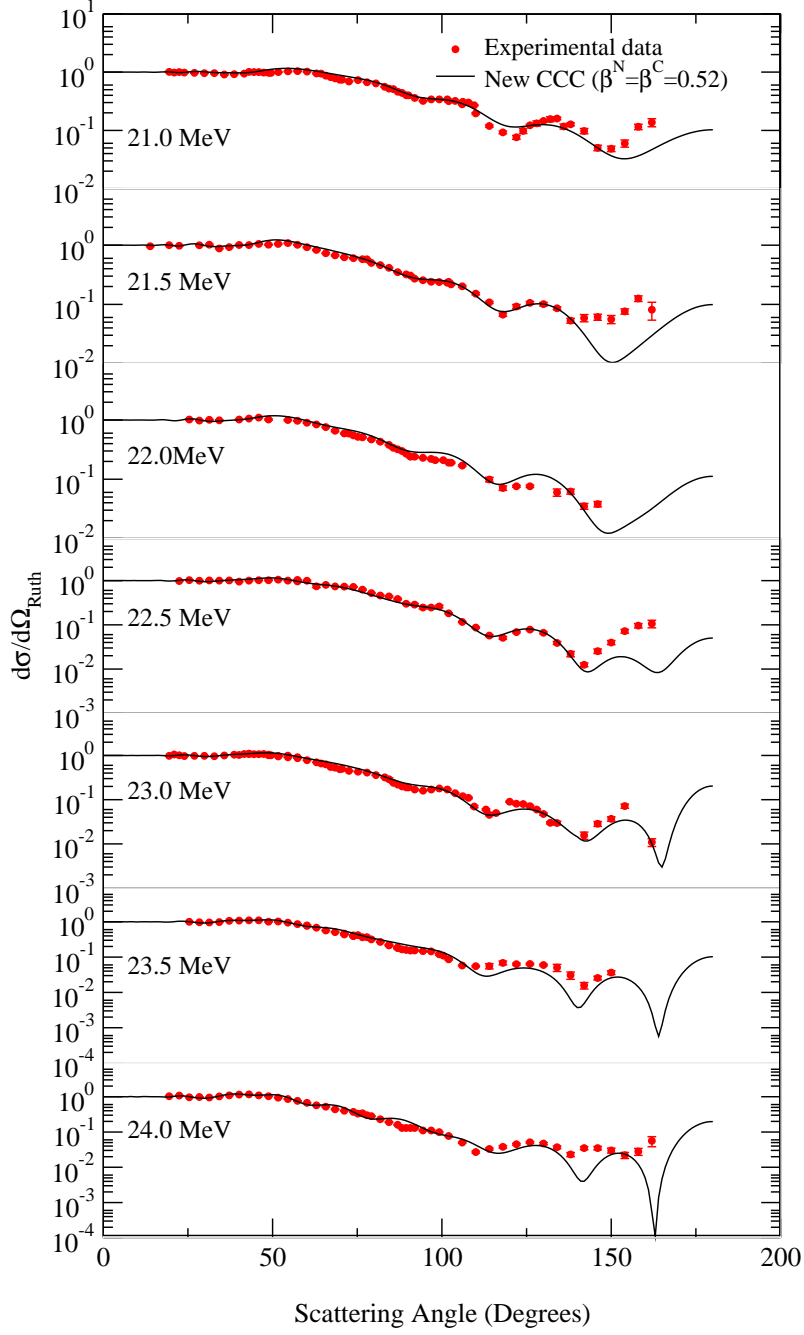


FIG. 7. Ground state results of the new coupled-channels calculations using the new coupling potential with the exact β value ($\beta_2^C = \beta_2^N = 0.52$) (*continued from figure 6*).

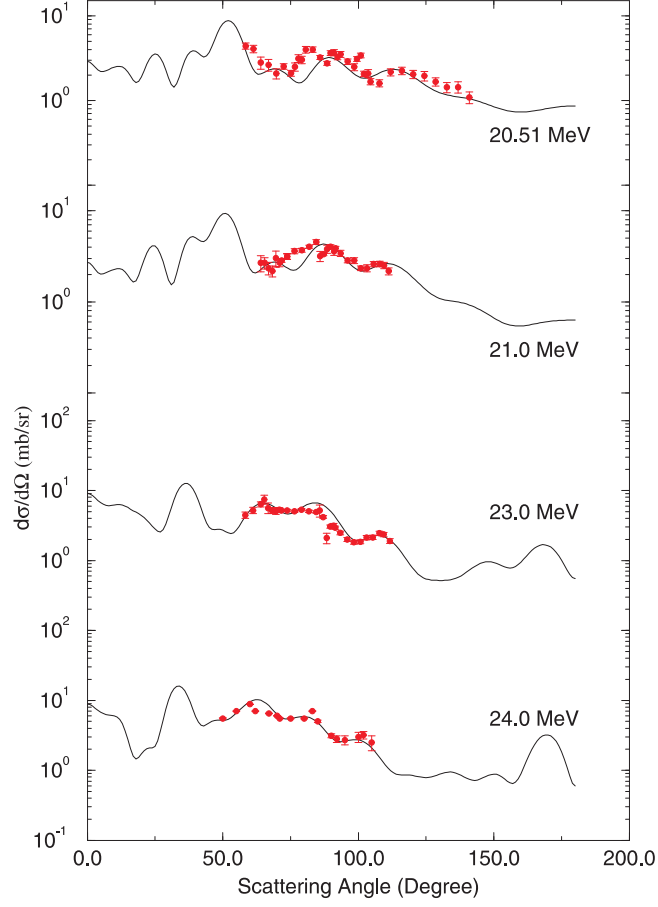


FIG. 8. The 2^+ state results of the new coupled-channels calculations obtained using the new coupling potential with the exact β value ($\beta_2^C = \beta_2^N = 0.52$).

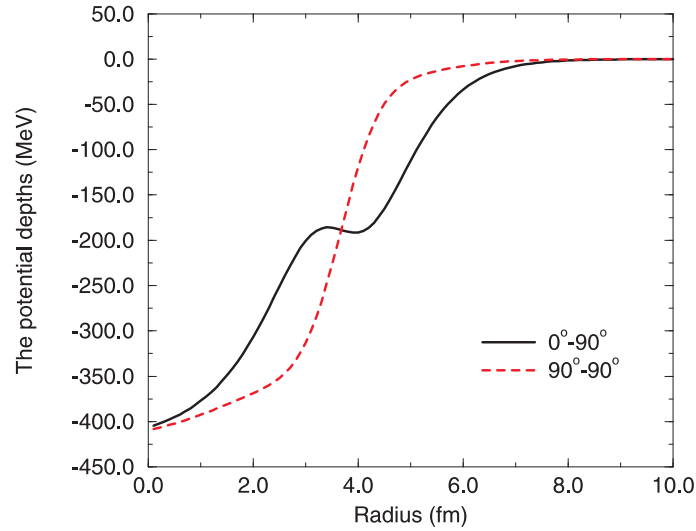


FIG. 9. The orientation potentials of the ^{12}C and ^{24}Mg nuclei at different angles.