

Persistent localized states for a chaotically mixed bistable reaction

Stephen M. Cox*

*School of Mathematical Sciences, University of Nottingham,
University Park, Nottingham NG7 2RD, United Kingdom*

(Dated: March 30, 2022)

We describe the evolution of a bistable chemical reaction in a closed two-dimensional chaotic laminar flow, from a localized initial disturbance. When the fluid mixing is sufficiently slow, the disturbance may spread and eventually occupy the entire fluid domain. By contrast, rapid mixing tends to dilute the initial state and so extinguish the disturbance. Such a dichotomy is well known. However, we report here a hitherto apparently unremarked intermediate case, a persistent highly localized disturbance. Such a localized state arises when the Damköhler number is great enough to sustain a “hotspot”, but not so great as to lead to global spread. We show that such a disturbance is located in the neighborhood of an unstable periodic orbit of the flow, and we describe some limited aspects of its behavior using a reduced, lamellar model.

PACS numbers: 82.20.-w, 82.40.Bj

I. INTRODUCTION

The progress of chemical or biological processes mixed by fluid flows is of great environmental and industrial significance, in a wide variety of contexts (see [1, 2, 3, 4] for some broad applications; in this paper we shall, for brevity, mostly use the language of chemical processes in our discussions). The underlying processes often possess multiple possible long-time states, characterized by whether some reaction proceeds or dies out. The ultimate fate of a localized initial disturbance can depend subtly on the combined influences of advection by the fluid, diffusion of the reactants, and the reaction kinetics.

This paper concerns the influence of chaotic, laminar fluid mixing on the course of a bistable chemical reaction in a closed flow domain. In a spatially homogeneous environment, such a reaction tends to one of two steady states (which we describe below as the “quenched” and “excited” states) according to whether or not the initial reactant concentrations exceed some threshold. However, the large-time behavior of the reaction from a spatially localized disturbance subject to fluid mixing is a more subtle question, since the mixing has two competing effects on the course of the reaction. On the one hand, the mixing promotes the chemical reaction, since, according to the kinematics of the fluid motion, interfaces are exponentially stretched. However, the mixing also tends to suppress the reaction, since the repeated stretching and folding that is characteristic of chaotic flows generates a complicated filamentary pattern; if the thinning of the filaments is sufficiently rapid, it may ultimately quench the reaction, through diffusive dilution of the reactants. The loss of a stable excited state as the mixing grows in strength (or as the reaction rate is reduced) may be

viewed as a saddle-node bifurcation, and has been identified in a number of reaction schemes [5, 6, 7, 8, 9, 10, 11]. For example, Neufeld et al. [6] note that for both bistable and autocatalytic reactions there are two regimes: when mixing is slow, localized excited perturbations propagate throughout a closed domain; by contrast, under rapid mixing, localized perturbations decay to the uniform quenched state. In the propagative case, perturbations spread in the form of filaments. For an excitable medium, Neufeld et al. [7] describe three scenarios for a closed flow: in the first, there is eventually a global excitation, which is spatially incoherent, so different parts of the domain are excited at different times; in the second, there is again a global excitation, but this time it is spatially coherent, and ultimately the system homogeneously decays to the unexcited state; in the third, the excitation enjoys no significant propagation before its ultimate decay. Kiss et al. [12] investigate a chemical reaction scheme capable of supporting both steady and oscillatory homogeneous states, subject to chaotic mixing. They find that ultimately the system reaches a spatially homogeneous state, which may be of either steady or oscillatory type, depending on the parameters.

We shall show here the existence of a third regime — beyond the global quenched and excited states — comprising a persistent localized disturbance. For definiteness, we consider the model bistable reaction scheme in which a chemical concentration $A(\mathbf{x}, t)$ satisfies, in dimensionless form,

$$\frac{\partial A}{\partial t} + \mathbf{u} \cdot \nabla A = \text{Pe}^{-1} \nabla^2 A + \text{Da} A(1 - A)(A - \alpha), \quad (1)$$

where $0 < \alpha < 1/2$ [6, 7, 13]. Here $\text{Pe} = UL/D$ is the Péclet number, $\text{Da} = kC^2/UL$ is the Damköhler number and $\mathbf{u}(\mathbf{x}, t)$ is the dimensionless fluid velocity (here U , L and C are scales for the fluid velocity, lengths and chemical concentrations, respectively; D is the diffusion coefficient and k is the reaction constant). In view of the need to carry out well resolved simulations at moderately high Péclet number, we shall consider a two-dimensional

*Electronic address: stephen.cox@nottingham.ac.uk;
URL: <http://www.maths.nottingham.ac.uk/personal/smc>

problem, in which \mathbf{u} is the so-called “sine flow” [14]. This choice of flow permits a particularly efficient and accurate spectral numerical solution of the problem [15, 16].

Let us now discuss the behavior of (1). First consider the reaction in the spatially homogeneous case. Then if the initial value of A exceeds the threshold α , $A \rightarrow 1$ at large times. By contrast, if A is initially less than the threshold, then $A \rightarrow 0$ at large times. We expect a similar scenario to hold in (1) if the initial state is non-homogeneous, but the mixing is sufficiently rapid: an initial state is first rapidly averaged in space, then the long-time behavior of the system depends on whether or not, in this averaged (nearly spatially homogeneous) state, A exceeds α . In the opposite limit of no fluid motion, an initial localized disturbance spreads or becomes extinct depending on the initial state, but if the disturbance takes the form $A = A_0$ (a constant) in some finite region Ω , and $A = 0$ outside Ω , then the condition for the disturbance to spread is roughly that A_0 should exceed α . We expect a similar scenario for slow fluid mixing. These considerations, and the results of Refs. 6, 7, 9, 12, suggest that, in a closed flow, the fate of a localized disturbance in (1) is as follows: the system tends to a uniform state at large time, with $A \equiv 0$ (for sufficiently rapid mixing or slow reaction or weak initial perturbation) or $A \equiv 1$ (for sufficiently slow mixing or rapid reaction). Furthermore, given an initial disturbance that leads to the latter globally excited state for given values of Da and Pe , one would expect that a sufficient reduction in Da would cause the reaction to proceed instead to the quenched state. However, we show here that there is an additional, intermediate scenario, in which the perturbation appears to remain localized for all time, spread along a segment of the unstable manifold of an unstable periodic orbit of the flow. We investigate this localized state through numerical simulation of (1), in particular exploring its dependence on Damköhler and Péclet numbers, and on the initial state. Finally, we shed some limited analytical light by consideration of a reduced, lamellar model that represents the balance between spreading of the hotspot due to reaction and diffusion, and compressive effects of the flow.

II. SIMULATIONS

In this section we describe some numerical simulations of (1). Stirring of the fluid is accomplished by the “sine flow”, which is time-periodic with period T ; then [14]

$$\mathbf{u} = \begin{cases} (\sin 2\pi y, 0) & \text{for } mT \leq t < (m + \frac{1}{2})T, \\ (0, \sin 2\pi x) & \text{for } (m + \frac{1}{2})T \leq t < (m + 1)T, \end{cases} \quad (2)$$

for $m = 0, 1, 2, \dots$. The simulations take place in a doubly periodic square box $0 \leq x, y \leq 1$. We consider the “globally chaotic” case $T = 1.6$, for which the Poincaré section appears to the eye to have no significant regular islands. The initial condition is given by the Gaussian

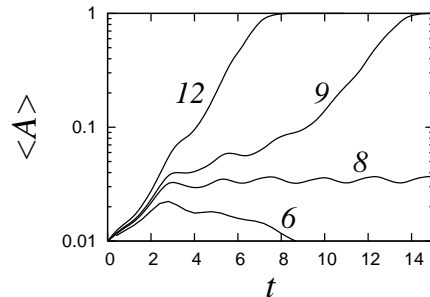


FIG. 1: (a) Time evolution of the spatially averaged concentration $\langle A \rangle$ for $Pe = 10^4$, from the initial condition (3), with $Q = 1$, for various Damköhler numbers, as indicated.

concentration profile

$$A(x, y, 0) = \exp \left[-100\pi((x - 1/4)^2 + (y - 1/4)^2)/Q \right], \quad (3)$$

for $0 \leq x, y \leq 1$, so that the initial spatially averaged concentration is $\langle A \rangle = 0.01 \times Q$ at $t = 0$. In most simulations, $Q = 1$, although we also briefly consider other values of Q , in the range $0 < Q \leq 2$. The choice to center the initial disturbance on the point $(0.25, 0.25)$ was arbitrary, but, as we shall see, it proves serendipitous.

We simulate (1) subject to the flow field (2) and the initial state (3) using a pseudospectral code, which is described in Ref. 16 (see also Ref. 15). The Péclet number in our simulations is limited to 10^5 , to ensure well resolved results with our available computational resources. Most simulations up to $Pe = 10^4$ are carried out using 512 Fourier modes in each of the x and y directions, and a time step of 2×10^{-3} ; unlike the simulations reported elsewhere [16], which exclusively use the second-order time-stepping scheme ETD RK2, we mostly use here the fourth-order scheme ETD RK4 (see Ref. 17 for details of these two schemes).

In all the numerical simulations below, the sine flow is fixed to have period $T = 1.6$, in order to avoid the appearance and disappearance of regular islands with varying T . Thus our investigation of the effects of fluid *mixing* is carried out by varying the Péclet number (smaller and larger values of this parameter corresponding, respectively, to more rapid and slower mixing). We also investigate the influence of the reaction rate and the initial amount of A upon the long-time behavior of the system through varying the Damköhler number Da and Q , respectively.

A. Numerical results

In all our simulations, we set $\alpha = 0.25$. Thus for sufficiently rapid mixing the reaction is quenched (since the initial averaged concentration $\langle A \rangle = 0.01Q < 0.25$), and for slow enough mixing the disturbance spreads throughout the domain (since the peak initial concentration $A_{\max} = 1 > 0.25$).

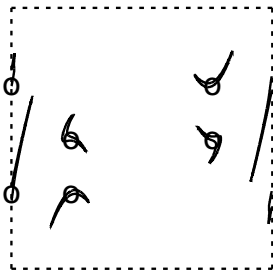


FIG. 2: The circles are centered on a period-6 periodic orbit of the sine flow (2), plotted at times $T, 2T, \dots, 6T$ (recall that the line $x = 0$ is identified with the opposite edge $x = 1$). Also shown are the contours $A(x, y, t) = 0.5$ at corresponding times, for a hotspot found at $Da = 6$ and $Pe = 10^5$, indicating that the hotspot is located in the vicinity of the period-6 orbit.

We first set $Pe = 10^4$ and $Q = 1$ and consider the effect of varying Da . Fig. 1 shows some illustrative results. For $Da = 6$, the reaction is too slow to sustain itself and $A \rightarrow 0$ everywhere as $t \rightarrow \infty$. For $Da = 12$, the reaction is fast enough to overcome the diluting influence of the fluid mixing; in this case $A \rightarrow 1$ everywhere as $t \rightarrow \infty$. The choice $Da = 8$ provides an intermediate case, for which the reaction proceeds to neither homogeneous state as $t \rightarrow \infty$, but rather generates a persistent time-dependent state in which $A = 0$ in most of the flow domain, but $A \approx 1$ in a small time-dependent region. This region turns out, upon further examination, to lie in the vicinity of a period-6 orbit of the underlying flow field \mathbf{u} . The localized state appears to be time-periodic, with a period of $6T$, while the spatial mean concentration $\langle A \rangle$ appears to have period $3T$. We have tracked this solution for many tens of periods, and it is robust. A further simulation, at $Da = 9$, at first appears to produce another (somewhat larger) localized “hotspot”, but the hotspot does not approach a time-periodic state; instead it gradually grows, eventually filling the entire flow domain, so that $\langle A \rangle \rightarrow 1$.

The localization on an unstable periodic orbit is readily understood in qualitative terms, as follows. In the vicinity of such an orbit there are directions of local compression and stretching. In the compressive direction, a balance is maintained between the spreading of the reaction-diffusion front and the compressive velocity field [6, 7, 13], resulting in a finite “width” for the hotspot. The hotspot is also stretched along the unstable manifold of the periodic orbit; growth in its length seems to be moderated by the inability of the reaction to sustain a thin filamentary structure in the vigorous fluid mixing.

We have located this unstable period-6 orbit, using the stabilization algorithm of Pingel, Schmelcher and Diakonou [18] (see Fig. 2): at times mT , where m is an integer, the points (x_m, y_m) on the orbit are $\dots \rightarrow (0, 0.2935) \rightarrow (0.7032, 0.5) \rightarrow (0.7032, 0.7065) \rightarrow$

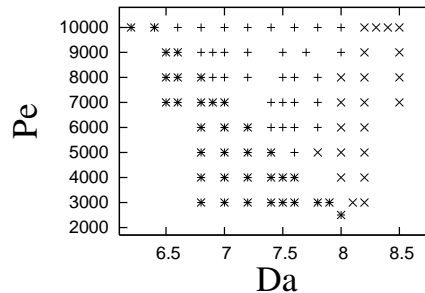


FIG. 3: Long-time behavior of (1), subject to (2) and (3) with $Q = 1$, in Da - Pe parameter space. The three long-time fates are: $\langle A \rangle \rightarrow 0$ (*); a localized hotspot (+); $\langle A \rangle \rightarrow 1$ (x).

$(0, 0.7065) \rightarrow (0.2968, 0.5) \rightarrow (0.2968, 0.2935) \rightarrow \dots$. We note that, allowing for the spatial periodicity of the flow in both x and y , we have $(x_{m+3}, y_{m+3}) = (1 - x_m, 1 - y_m)$, corresponding to a rotation of π radians about the center of the flow domain. A corresponding symmetry may be observed in the concentration contours in Fig. 2 (following from the point symmetry of the velocity field \mathbf{u} about the center of the flow domain), explaining why $\langle A \rangle$ has period $3T$ rather than $6T$. Recall that our initial condition (3) is centered on the point $(0.25, 0.25)$, which is close to the point $(0.2968, 0.2935)$ on the period-6 orbit; this fortunate proximity underlies our finding the hotspot.

We compute that the Jacobian matrix associated with the period-6 orbit has eigenvalues 18.73 and 0.053. In the next section we shall use this information regarding the stretch rate close to the periodic orbit in the development of a reduced model for the hotspot.

Fig. 3 summarizes the results of a large set of simulations, all at $Q = 1$, for different Damköhler and Péclet numbers. Since the goal of the simulations was to determine the boundaries in parameter space between the three different long-time behaviors, we have not attempted to fill in data where the behavior is (presumably) predictable. (It should be noted that each simulation currently takes on the order of a day or two to run on a desktop PC.) Gaps in the data towards the lower right-hand part of the figure reflect the increased length of runs required there for the long-time behavior to become apparent.

Consider first the parameter dependence to the left of Fig. 3: if we start in the region of hotspots and decrease either Da or Pe then we move into the $\langle A \rangle \rightarrow 0$ region. This is because either the reaction rate becomes too low to sustain the hotspot, or the initial rate of spreading of the chemical becomes too great for an adequate level of material to be delivered to the period-6 orbit in the first instance. Hence the system is quenched. To the right of the figure, if we start in the hotspot region and increase Da then we move into the $\langle A \rangle \rightarrow 1$ region, because the reaction rate becomes too great for the hotspot to remain localized. Similarly, if we instead reduce Pe ,

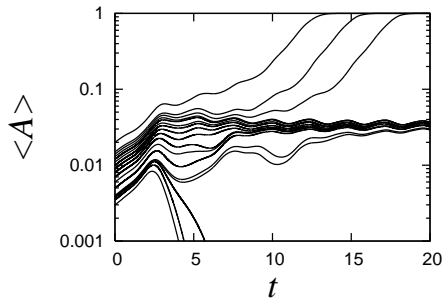


FIG. 4: Time evolution of $\langle A \rangle$ for $Da = 8$ and $Pe = 10^4$, from the initial condition (3), for various values of Q . (The value of Q corresponding to each curve may be determined as 100 times the initial value of $\langle A \rangle$.) For $Q = 2, 1.5, 1.4$, $A \rightarrow 1$ everywhere at long time; for $Q = 0.38, 0.35, 0.3$, $A \rightarrow 0$ everywhere at long time. Intermediate values of Q lead to the (same) hotspot solution; such results are shown for $Q = 0.39$ and for Q from 0.4 to 1.3 in steps of 0.1.

then again the hotspot cannot remain localized, due to its enhanced rate of spreading through diffusion, and the system is globally excited. The parameter dependence of the system towards the lower right-hand side of the data in Fig. 3 is rather subtle, since a reduction in Pe may lead either to the quenched state or to the excited state. Indeed, we find that our numerical simulations in this region of parameter space often involve a transient, slowly evolving hotspot before eventually selecting the ultimate quenched or excited state.

We next discuss the influence of the initial amount of A upon the long-time behavior of the system. To this end, we have carried out simulations with $Pe = 10^4$ and $Da = 8$ for a range of values of Q . As Fig. 4 shows, $Q \geq 1.4$ leads to the globally excited state, $Q \leq 0.38$ leads to the globally quenched state, and intermediate values of Q lead to a hotspot at long times. Although it is not apparent from the figure, which focuses on relatively short-time results, the long-time hotspot solution is the same for all of these simulations with Q in the appropriate range (this is evident in a sample of longer simulations that we have carried out, but which are not reported here). In other words, for these simulations the ultimate hotspot solution depends only on the system parameters (i.e., T , Pe and Da); the role of the initial condition is merely to determine which of the three long-time states is selected.

We now turn to the Péclet number dependence of the hotspot, characterizing the rate of fluid mixing. In Fig. 5, we fix the reaction rate $Da = 6$ and $Q = 1$ and vary Pe . Here we find that at $Pe = 10^4$, as we have described above, the relatively rapid mixing quenches the reaction, so that $A \rightarrow 0$ everywhere. At $Pe = 10^5/3$ and at $Pe = 10^5$, by contrast, the mixing is slower, and we again find a persistent hotspot. If we accept the qualitative picture above, that the width of the hotspot is determined by a balance between compression and reaction–

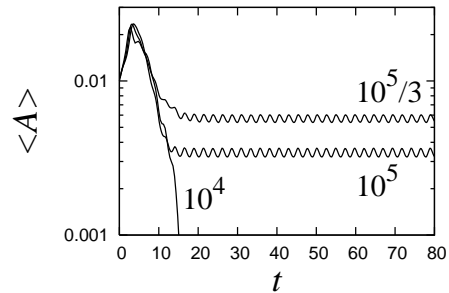


FIG. 5: Time evolution of $\langle A \rangle$ for $Da = 6$, from the initial condition (3), for various Péclet numbers, as indicated.

diffusion, while its length is determined by mixing in the bulk then the width should scale as $Pe^{-1/2}$ for large Pe , and the length should remain roughly independent of Pe . Then the mean concentration $\langle A \rangle$ should scale as $Pe^{-1/2}$. For the two hotspots indicated in Fig. 5, this scaling is borne out, although admittedly over a very short range: we find, for the minimum value of $\langle A \rangle$ over the cycle, that $Pe^{1/2}\langle A \rangle_{\min} = 0.98$ and 1.02 at $Pe = 10^5/3$ and 10^5 , respectively. (These values would be equal if the Péclet number scaling of $\langle A \rangle$ were exact.) The corresponding values of the maximum mean concentrations over the cycle are $Pe^{1/2}\langle A \rangle_{\max} = 1.15$ and 1.10 . If the qualitative argument holds, then one should expect that as Pe is increased beyond 10^5 , the hotspot persists, with $\langle A \rangle$ continuing to scale with $Pe^{-1/2}$. Unfortunately we are unable to simulate reliably beyond $Pe = 10^5$, so we are unable to confirm this prediction.

III. LAMELLAR MODEL

There has recently [5, 6, 7, 8, 9, 10, 11, 13, 19, 20] been significant progress in understanding the dynamics of reaction–advection–diffusion problems such as (1) by analysing reduced “filamental” or “lamellar” models [21], which concern the simpler problem of the evolution of the reaction in a one-dimensional setting, in our case

$$\frac{\partial A}{\partial t} - \lambda \xi \frac{\partial A}{\partial \xi} = Pe^{-1} \frac{\partial^2 A}{\partial \xi^2} + Da A(1 - A)(A - \alpha). \quad (4)$$

Here ξ represents a coordinate in the compressive direction near an unstable periodic orbit of the sine flow. This is the “Lagrangian filament slice model”, which has been thoroughly reviewed by Tél et al. [22], largely, but not entirely, in the context of open rather than closed flows.

This model might be expected to provide at least a partial picture of the behavior of the hotspot. To see this, we first note that the hotspot is a thin structure, which appears, from the two-dimensional numerical simulations of Sec. II A, to be approximately concentrated around the unstable manifold of an unstable periodic orbit. Thus we approximate the flow in the neighborhood

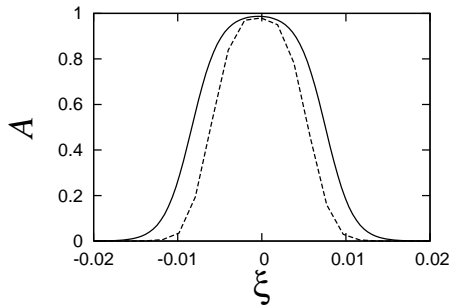


FIG. 6: Cross-section through the hotspot at $Pe = 10^5$ and $Da = 6$. Dashed line: from (1), with ξ being a coordinate roughly normal to the hotspot. Solid line: corresponding prediction from (4).

of the orbit by its linearization. The key balance in determining the existence or otherwise of the hotspot is that between the compressive flow in the direction of the stable manifold (represented by the term $-\lambda\xi A_\xi$ in (4)) and the tendency of the hotspot to spread as a reaction-diffusion front (represented by the right-hand side of (4)), and so we reduce consideration to one-dimensional variations along the stable manifold, and ignore variations along the unstable manifold. This remains a complicated model, and so we take the further gross liberty of assuming that the flow field along the stable manifold is time-independent, with a uniform and constant rate of compression λ . For example, for the period-6 orbit, the value of λ is chosen such that $\exp(-6\lambda T)$ corresponds to the compressive eigenvalue of the Jacobian matrix of the periodic orbit (i.e., $\lambda = (-\log 0.0534)/(6T) = 0.3052$). We are thus led to (4) as a simplified one-dimensional model. Since nontrivial solutions to (4) are localized around the origin, we may make the further simplification that the corresponding spatial domain is $-\infty < \xi < \infty$.

Let us now briefly recall some relevant known results for (4). An exact characterization of the behavior of a single reaction-diffusion front in (4) is possible in the absence of the advection term $-\lambda\xi A_\xi$ [6, 22, 23]: such a front between $A = 1$ as $\xi \rightarrow -\infty$ and $A = 0$ as $\xi \rightarrow \infty$ moves with velocity $v = (Da/2Pe)^{1/2}(1 - 2\alpha)$. Furthermore, its profile is readily determined to be $A = \{1 + \exp[\mu(\xi - vt)]\}^{-1}$ (up to some shift in time or space origin), where $\mu = (DaPe/2)^{1/2}$.

In the presence of the advection term, such an exact characterization of solutions to (4) is no longer possible, although (large- Da) asymptotic and numerical treatments are available [13]. Of particular interest in the present context is the behavior of solutions to (4) on $-\infty < \xi < \infty$ from localized initial disturbances, which is well documented [6, 11, 13, 22]: if Da/λ is less than some threshold $f(\alpha)$ then all initial states decay to $A \equiv 0$; however, if $Da/\lambda > f(\alpha)$ then an above-threshold initial state generally tends to a nontrivial, stable, steady localized state as $t \rightarrow \infty$. The transition at $Da/\lambda = f(\alpha)$ is a saddle-node bifurcation [11, 24]. For $\alpha = 0.25$, as

in our two-dimensional simulations, we find this saddle-node bifurcation to be at $f(0.25) = 11.13$ (by solving (4) numerically and tracking the stable steady state as Da is reduced). Since $\lambda = 0.3052$, we thus conclude that no hotspots should be possible in the two-dimensional simulations for $Da < 3.4$. It is certainly the case that we have observed no hotspots for such small Damköhler numbers; indeed, the lowest Damköhler number for which we *have* observed hotspots is 6. Given the small sample of parameter space provided by our simulations and the gross assumptions made in arguing for (4), this seems to represent reasonable agreement between this model and the full simulations. Further quantitative comparisons may be made by examining the structure of the hotspot itself. To this end, Fig. 6 shows a cross-section of the concentration through the hotspot, from two-dimensional simulations of (1) and from the model (4). The general concentration profile is captured well by the model, although the hotspot itself is rather narrower than the one-dimensional model prediction. The one-dimensional model also predicts that only sufficiently wide Gaussian initial conditions will generate a hotspot, for supercritical Damköhler numbers [13]. This dependence upon the initial condition is qualitatively consistent with the full system, as illustrated in Fig. 4.

Of course, the one-dimensional model (4) has only limited predictive power for the full two-dimensional system. While the saddle-node bifurcation of the model seems to capture the demise of the hotspot as the Damköhler number is decreased, as illustrated in Fig. 1, there is no mechanism in the model for global excitation (instead the model predicts a hotspot whose width grows like $Da^{1/2}$ for large Da [13]). In other words, the model predicts behavior qualitatively consistent with the left-hand boundary of the hotspot region in Fig. 3, but not the right-hand boundary. A further shortcoming of the model is that its dependence upon the Péclet number can be removed by a straightforward scaling of ξ , unlike the full two-dimensional problem. As a consequence, the saddle-node bifurcation in (4) is independent of Pe and, for a given Damköhler number, the stable steady-state solution simply becomes thinner as the Péclet number is increased, with width proportional to $Pe^{-1/2}$. Such behavior is in contrast to the precipitate loss of the hotspot illustrated in Fig. 5 for $Pe = 10^4$, and the left-hand boundary of the hotspot region in Fig. 3.

IV. CONCLUSIONS AND DISCUSSION

For a bistable chemical reaction mixed in a chaotic laminar fluid flow, we have demonstrated numerically localized states that seem to persist indefinitely. In a sweep of parameter space, these localized states provide a case intermediate between global quenching and global excitation of the reaction, as the Damköhler number is varied. They are associated with unstable an periodic orbit, and their existence may partially be understood in terms of

a simple lamellar model.

The long-time behavior of the system is strongly dependent on the size of the initial disturbance: too large or small and the system approaches, respectively, globally excited or quenched states; only for initial disturbances of intermediate size can a hotspot be found.

The broad influence of the Damköhler number upon the long-time state of the system is straightforward to summarize: if we begin with parameter values that lead to a hotspot, then a sufficient increase or decrease in the Damköhler number takes the system instead to the globally excited or quenched states.

The influence of the Péclet number is slightly more complicated. Again suppose that we start with parameter values leading to a hotspot, and consider the effects of reducing the Péclet number (i.e., enhancing diffusion). For lower reaction rates (i.e., smaller Damköhler numbers), we find that the enhanced initial smearing of a localized initial disturbance results ultimately in a globally quenched state. When the reaction rate is greater, however, the nascent hotspot is able to sustain itself even in the presence of the enhanced diffusive spreading, but is unable to remain localized when the Péclet number is reduced sufficiently; thus the system approaches the globally excited state.

Since we are unable accurately to simulate Péclet numbers greater than approximately 10^5 , any large-Péclet number trends are inaccessible to our numerics. Nevertheless, we conjecture that a hotspot generally persists as the Péclet number is increased (all other parameters being fixed), with the amount of chemical present scaling as $Pe^{-1/2}$. Of course, an exception to this suggestion would arise if one chose an initial condition for which diffusion was essential in transporting enough of an initial patch of chemical to the vicinity of the periodic orbit upon which the hotspot would ultimately be attached.

Then it is possible that too large a Péclet number would lead to insufficient material reaching the intended periodic orbit, and hence to a globally quenched state.

Our discovery of these “hotspots” resulted from a lucky choice of localized initial state, which happened to be centered close to an unstable period-6 orbit. However, since the initial disturbance lay in the chaotic region (apart from regular islands too small to see in a Poincaré section of the flow) the initial state must also have covered infinitely many other unstable periodic orbits, and we have no explanation for why one particular orbit should have been selected as the location of the hotspot. It seems likely that other choices of initial conditions and parameter regimes will lead to robust hotspots besides the period-6 orbit evidenced here.

Although we have demonstrated hotspots for a single specific model reaction scheme, we expect similar hotspots to be observable in other stirred multistable chemical reactions (subject to sufficient luck or judgment in choosing the initial conditions and parameter values).

Finally, we note that the existence and indefinite coherence of the hotspots reported here is due to the periodic nature of the mixing flow \mathbf{u} . In a randomized sine flow, for example, in which the phase of the underlying shear flows is chosen randomly at each period, we would not expect a similar persistent phenomenon.

Acknowledgments

The author is grateful to Georg Gottwald, Predrag Cvitanović and Alexander Vikhansky for helpful discussions. Most of the calculations reported here took place on the University of Nottingham High Performance Computing grid.

-
- [1] I. R. Epstein, *Nature* **374**, 321 (1995).
 - [2] E. R. Abraham, *Nature* **391**, 577 (1998).
 - [3] S. Edouard, B. Legras, F. Lefèvre, and R. Eymard, *Nature* **384**, 444 (1996).
 - [4] E. Meron, *Phys. Rep.* **218**, 1 (1992).
 - [5] Z. Neufeld, *Phys. Rev. Lett.* **87**, 108301 (2001).
 - [6] Z. Neufeld, P. H. Haynes, and T. Tél, *Chaos* **12**, 426 (2002).
 - [7] Z. Neufeld, C. Lopéz, E. Hernández-García, and O. Piro, *Phys. Rev. E* **66**, 066208 (2002).
 - [8] E. Hernández-García, C. Lopéz, and Z. Neufeld, *Physica A* **327**, 59 (2003).
 - [9] I. Z. Kiss, J. H. Merkin, and Z. Neufeld, *Physica D* **183**, 175 (2003).
 - [10] I. Z. Kiss, J. H. Merkin, S. K. Scott, P. L. Simon, S. Kalliadasis, and Z. Neufeld, *Physica D* **176**, 67 (2003).
 - [11] S. N. Menon and G. A. Gottwald, *Phys. Rev. E* **71**, 066201 (2005).
 - [12] I. Z. Kiss, J. H. Merkin, and Z. Neufeld, *Phys. Rev. E* **70**, 026216 (2004).
 - [13] S. M. Cox and G. A. Gottwald, *Physica D* **216**, 307 (2006).
 - [14] J. G. Franjone and J. M. Ottino, *Phil. Trans. R. Soc. London, Ser. A* **338**, 301 (1992).
 - [15] A. Adrover, S. Cerbelli, and M. Giona, *Comp. Chem. Eng.* **26**, 125 (2002).
 - [16] S. M. Cox, *Physica D* **199**, 369 (2004).
 - [17] S. M. Cox and P. C. Matthews, *J. Comp. Phys.* **176**, 430 (2002).
 - [18] D. Pingel, P. Schmelcher, and F. K. Diakonov, *Phys. Rev. E* **64**, 026214 (2001).
 - [19] A. P. Martin, *J. Plank. Res.* **22**, 597 (2000).
 - [20] P. McLeod, A. P. Martin, and K. J. Richards, *Ecological Modelling* **158**, 111 (2002).
 - [21] W. E. Ranz, *AIChE J.* **25**, 41 (1979).
 - [22] T. Tél, A. de Moura, C. Grebogi, and G. Károlyi, *Phys. Rep.* **413**, 91 (2005).
 - [23] J. D. Murray, *Mathematical Biology, 2nd edition* (Springer Verlag, New York, 1993).
 - [24] G. A. Gottwald and L. Kramer, *Chaos* **14**, 855 (2004).