

The geometry of bifurcation surfaces in parameter space. I. A walk through the pitchfork

Rowena Ball

Department of Theoretical Physics
Research School of Phys. Sci. & Eng.
The Australian National University
Canberra 0200 Australia

Abstract

The classical pitchfork of singularity theory is a twice-degenerate bifurcation that typically occurs in dynamical system models exhibiting Z_2 symmetry. Non-classical pitchfork singularities also occur in many non-symmetric systems, where the total bifurcation environment is usually more complex. In this paper three-dimensional manifolds of critical points, or limit-point shells, are introduced by examining several bifurcation problems that contain a pitchfork as an organizing centre. Comparison of these surfaces shows that notionally equivalent problems can have significant positional differences in their bifurcation behaviour. As a consequence, the parameter range of jump, hysteresis, or phase transition phenomena in dynamical models (and the physical systems they purport to represent) is determined by other singularities that shape the limit-point shell.

Keywords: pitchfork; singularity theory; bifurcation theory; limit-point shell

PACS classification numbers: 47.20 Ky, 05.45.-a

1 Introduction

Discontinuous behaviour in dissipative dynamical systems is often ascribed to the proximity of a pitchfork, a codimension 2 singularity which requires two auxiliary parameters for a universal unfolding. In a 3-dimensional space labelled by the system parameters a universal unfolding forms a critical surface, or limit-point shell. A priori knowledge of the topology of critical surfaces, and how they change with variation of other parameters (i.e., animation) is a powerful aid in the design and optimization of dynamical systems and the control of jump, hysteresis, or oscillatory phenomena. In this work cartoons of computed bifurcation surfaces are used to visualize the pitchfork and its surroundings in

e-mail: rxb105@rphysse.anu.edu.au

parameter space. It is shown how these surfaces are shaped by the degree of symmetry and by the lower codimension antecedents of the pitchfork as the organizing centre, or highest order singularity, in particular bifurcation problems.¹

A mathematical description of the pitchfork in singularity theory terms will be given in §2, for now the name itself will suffice as a working definition. The classic trident representation is simply a graph depicting how the number of something (such as solutions of an equation, or states of an ideal ensemble) changes from one to three as a control variable is made to cross a critical value. Because of both its heuristic value in singularity theory and its importance in applied bifurcation problems, the pitchfork has been described in many texts dealing with dynamics and bifurcations. A recent exposition with this flavour can be found in [1].

Pitchforks have been most often reported as bifurcations of the steady states of idealized systems possessing Z_2 or reflectional symmetry. Simple examples in this category include studies of the driven pendulum [2], [3], [4], and variations on the buckling beam problem [5], [6]. In these systems, which are also called imperfect bifurcation problems, symmetry-breaking perturbations dissolve the pitchfork leaving behind persistent limit points where discontinuous action may occur. In more complicated problems the symmetric pitchfork occurs as a bifurcation of periodic solutions [7], or may be embedded in a higher-order degeneracy [8].

Although the presence of a pitchfork in a mathematical model can sometimes be interpreted as prima facie evidence or diagnostic of Z_2 invariance, there are also many bifurcation problems containing non-symmetric pitchforks. In some problems of this type a fully unfolded or perturbed pitchfork is intrinsic to a minimal description of the associated physical system. Thermokinetic and isothermal chemical systems are the most widely studied in this category; a good introduction to these is found in [9]. A partially unfolded pitchfork occurs in other non-symmetric problems, with a single static perturbation required to complete a realistic description of the system. Two recent examples are a model for L (low) \rightarrow H (high) conformation state transitions in plasmas [10, 11] and experimental and numerical studies of an electronic Van der Pol oscillator [12].

With recent advances in inertial manifold theory [13], it is likely that the pitchfork in general will also appear in the dynamics of infinite-dimensional systems that exhibit low-dimensional behaviour on a long time-scale.

In this paper several bifurcation problems will be discussed and compared to exemplify the qualities of pitchfork manifolds in the different categories: (1) the prototypic universal unfolding of the pitchfork, (2) a well-known thermokinetic system, (3) the simplest universal unfolding of a non-symmetric pitchfork, and (4) the $L \rightarrow H$ transition problem mentioned above.

Bifurcation surfaces can also illuminate rather dramatically the truism that what you see depends on where you view the object from. Originally the pitchfork was described

¹ "Bifurcation" simply means "fork", so it seems unnecessary to refer to a pitchfork fork.

from an orthogonal point of view as the generic cusp, and in x2 we work around to the prototypic pitchfork beginning from the more familiar cusp manifold. Moving from the non-generic surface of equilibrium points or steady states, up a dimension to the invariant surface of fold points, the limit-point shell L_p of the prototypic pitchfork is presented as a fundamental, generic object. In x3 the limit-point shell of the CSTR problem, L_c (first described in [14] and [15]), and that of the simplest non-symmetric pitchfork, L_{TI} , are compared. Some curious features of the extraordinary limit-point shell of the L{H} problem, L_{LH} are also described in x3. x4 concludes with a brief discussion of what these result imply for the design and control of experimental dynamical systems.

2 From cusp manifold to limit-point shell

In 1955 Hassler Whitney published the first exposition of singularity theory [16], in which he derived conditions for a regular point p of a smooth mapping f from R^2 into R^2 to be a cusp point. In coordinates $(u;v)$, $(x;y)$ these are

$$\begin{aligned} \text{a.} \quad & u_x = u_y = v_x = 0; v_y = 1 \quad (\text{singular condition}); \\ \text{b.} \quad & u_{xx} = 0; u_{xy} \neq 0; u_{xxx} - 3u_{xy}v_{xx} \neq 0; \quad (\text{cusp condition}) \end{aligned} \tag{1}$$

at p . Whitney proved that any mapping containing a point at which the conditions (1) are satisfied can be transformed by coordinate changes into the following normal form for the cusp:

$$\begin{aligned} u &= xy - x^3 \\ v &= y \end{aligned} \tag{2}$$

Subsequently Rene Thom listed the cusp, which he called the Riemann-Hugoniot catastrophe, as the second of the famous (I mean, of course, infamous) seven elementary catastrophes [17]. In catastrophe theory the normal form (2) becomes the universal unfolding $G(x;u;v)$ of the germ $g(x) = x^3$:

$$G(x;u;v) = x^3 - vx + u; \tag{3}$$

where G is the gradient of a corresponding governing potential V . The familiar cusp surface, $G(x;u;v) = 0$, and the projection of the folds on the $u;v$ plane are shown in figure 1. The surface may be viewed as the lateral unfurling of a path in the $x;u$ plane into v . Three qualitatively different paths — slices of the cusp surface at constant v or bifurcation diagrams — are sketched in figure 2.

Although the cusp is generic, in the sense that all other singularities may be perturbed to either a fold or a cusp [18], the surface in figure 1 is not a unique manifold of the cusp catastrophe. Since all paths through the cusp unfolding (3) are equally valid, we may choose a path in the $x;v$ plane. Any such path unfurls laterally into u to form another

surface, shown from two points of view in figure 3 together with the projection of the folds on the u,v plane. Three qualitatively different bifurcation diagrams are shown in figure 4, whence we finally arrive at the classical pitchfork.

Returning to Whitney's original defining conditions for the cusp, equations (1), we see now that they also define the pitchfork.

The surface in figure 3 is non-generic, because it does not represent all qualitative information about the pitchfork. Golubitsky and Schaefer [19] proved that a universal unfolding of the pitchfork must include a fourth variable. Their classification of singularities by codimension and derivation of universal unfoldings has the contextual setting of bifurcations of steady states in autonomous dynamical systems dependent on parameters:

$$\frac{dx}{dt} = G(x; \mu; \lambda_i) = 0:$$

Here x is the dynamical state variable, μ is the principal bifurcation parameter and the λ_i are auxiliary or unfolding parameters. Assuming henceforth this context and notation, the pitchfork conditions P are given in table 1, column 2. A bifurcation problem which satisfies P is said to be locally equivalent to the normal form

$$g(x; \mu) = x^3 - \mu x: \quad (4)$$

The prototypic universal unfolding of the pitchfork, P_p , is given as

$$G(x; \mu; \lambda; \nu) = x^3 - \mu x + \lambda x^2 + \nu x^2: \quad (P_p)$$

A naive interpretation of the concept of a universal unfolding is more useful here than a rigorous definition or derivation. We apply the conditions P to the unfolding

$$G(x; \mu; \lambda) = x^3 - \mu x + \lambda: \quad (5)$$

(This is a partial unfolding of (4); compare equation (3).) The result comprises an overdetermined system of four equations in three variables. If we perturb (5) at $\mu = 0$ by adding the term x^2 , the bifurcation diagram acquires qualitatively different characteristics, as indicated in figure 5. However, more perturbations, or different perturbations, do not introduce any more qualitative differences to the bifurcation diagram. (Note: it can be guessed that universal unfoldings are not necessarily unique.)

For any value of $\lambda \neq 0$ the bifurcation surface of P_p formed by unfolding a path in the x, μ plane into λ does not, therefore, include the pitchfork. Two views of this surface for $\lambda = 5$ are shown in figure 6 along with the projection of the folds on the μ, λ plane. The famous ve bifurcation diagrams for the universal unfolding P_p are given in figure 7.

There are two singularities on the fold lines of figure 6(b), a hysteresis point H and a transcritical point T , definitions of which are given in table 1 columns 2 and 3. It is evident from these definitions and from the surface for the partial unfolding in figure 3 that the pitchfork is the limiting degeneracy of H and T for $\lambda = 0$. A unique, continuous

manifold L_p around P_p is obtained by unfurling the fold lines in the (μ, ν) plane into (μ, ν) . This forms a limit-point shell, the surface of fold or limit points of an unfolding. L_p is shown from four vantage points in figure 8. It is a self-contained and unique manifold around P_p ; it cannot be translated, rotated, deformed or punctured. Let us inspect it closely.

A slice of the surface at constant $\nu = 0$ is simply the fold lines in figure 6(b). There is a distinct seam of hysteresis points that runs from positive to negative μ and negative to positive μ through the pitchfork at $(0;0;0)$. Less obvious is the line of transcritical points, which lies along $\mu = 0$ in the (μ, ν) plane. The shell is symmetric about two reflections: reflect it in a vertical mirror plane through $\mu = 0$, then reflect it again in a horizontal mirror plane through $\nu = 0$.

3 The limit-point shell in applications

In dynamical models the limit-point shell outlines the boundary and extent of steady-state multiplicity over the parameter space. Therefore, the shape of a limit point shell is an important consideration in predictive work, because it is a guide in the selection of design criteria and operating conditions for an experimental system. However, L_p is a poor metaphor for many models which contain a pitchfork. A specific limit-point shell is shaped by the presence and location of other bifurcations and by the symmetry of the problem. In this section these ideas are illustrated by comparing the limit point shells of three bifurcation problems which have pitchforks as organizing centres.

3.1 The CSTR problem

Interest has been maintained in this thermokinetic system since the 1950s, because it possesses a combination of unusual dynamical properties and real-world experimental accessibility. The first singularity theory study of the CSTR problem can be found in [20] and a recent alternative treatment is given in [14].

The simplest CSTR model describes an exothermic chemical reaction occurring in a well-stirred bounded medium. As a bifurcation problem it may be written as follows:

$$G(u; f; \mu; \nu) = \frac{f e^{1-u}}{e^{1-u} + f} + (\mu f + \nu)(u) : \quad (P_c)$$

The state variable is the temperature u which depends on a number of parameters: f , an input rate; μ , the coupled temperature of the thermostat and the input; ν , the thermal dissipation rate; and μ , the intrinsic properties of the medium. For $u \in [1, 2]$ it can be shown that an organizing centre is the pitchfork P_c , although the system has no symmetries. The limit point shell L_c at a fixed value of ν is shown in figure 9. (Note: A detailed discussion of this structure may be found in [14]. The dynamical CSTR problem also contains Hopf bifurcations, the manifold of which will be discussed elsewhere.)

Contrasted with L_p , the prototypic limit point shell of figure 8, the overall qualities of L_c appear to be asymmetry and convexity.

The role of co-existing bifurcations

Table 1 shows that embedded in the pitchfork are the codimension 1 bifurcations H and T or I, or H and T and I, since T and I are distinguished only by the sign of the non-degeneracy condition $\det d^2G \neq 0$.

For the prototypic unfolding, P_p , we find that $G = G_x = G_{xx} = 0$ and $\det(d^2G) = -1$, $G_{xxx} = 6$ at $x = 0$, thus T but not I is embedded in P_p . For the CSTR problem it is shown in Appendix A that both T and I are embedded in P_c .

The last column in table 1 gives conditions for another codimension 2 bifurcation, the asymmetric cusp A. In Appendix A it is shown that this singularity is also present in the CSTR problem. A is too inconspicuous to be pinpointed visually on the portion of L_c shown in figure 9, but it is easily approximated numerically as $(u; f; \gamma)$ (0.216; 0.016; 0.141; 1.91) at $\lambda = 0.05$. Nevertheless, the form of L_c is strongly sculpted by the presence of A.

Is the normal form for the CSTR problem an adequate proxy?

One of the greatest strengths of singularity theory is that it defines criteria by which two algebraic systems have equivalent solution sets. Singularity theory tells us that the CSTR problem is qualitatively equivalent to the simplest universal unfolding of a bifurcation problem containing P, H, T, I, and A. This is designated P_{TI} :

$$G(x; \gamma; \lambda) = x^3 + (\gamma - \lambda)x + \lambda x \quad (P_{TI})$$

Evaluation of T and I embedded in P_{TI} and A (Appendix B) indicates that the bifurcation behaviour of the CSTR problem is completely encapsulated in the simpler problem P_{TI} . The limit point shell L_{TI} of P_{TI} is viewed from two vantage points in figure 10, and it appears to tell a different story.

All of the qualitatively distinct bifurcation diagrams of the CSTR can indeed be recovered from various slices of L_{TI} | for example, figure 11 shows the isolated branch of solutions that also exists in the CSTR. However, the qualitative differences between the two limit-point shells are quite striking. We could not use P_{TI} to predict the boundaries of multiplicity in the CSTR.

3.2 A tale of three pitchforks

An important issue in the physics of magnetically confined plasmas is the dramatic jump to an improved confinement regime, known as the L-H transition, that occurs at critical values of tunable parameters or internal system properties. A phenomenological model that described this critical behaviour [10] was analysed by Ball and Dewar [11] and

found to contain a partially unfolded pitchfork. The simplest universal unfolding for this bifurcation problem was derived as:

$$G(u; q; d) = \frac{(dq - u^2)b + au^{5=2}}{u^{5=2}} + \frac{q(u^2 - dq)}{u^2} + ; \quad (P_{LH})$$

where u is the state variable, q , d , and a are parameters and a and b are numerical factors having the values 0.05 and 0.95 respectively. In the model, u , q , and $d > 0$. (Note: The dynamical L-H model also contains Hopf bifurcations, which will be discussed elsewhere.)

Unusually, although there is a degenerate pitchfork in the original partially unfolded (or overdetermined) problem with $a = 0$, the universal unfolding P_{LH} contains two pitchforks in the real, physical space. They are found exactly by applying the conditions P in table 1 to P_{LH} :

$$P_{1LH} : (u; q; d) = \frac{b^{2=5}}{2^{4=5}a^{2=5}}; \frac{5b}{4} \frac{1}{u}; \frac{4u^{5=2}}{5b}; 0$$

$$P_{2LH} : (u; q; d) = \frac{173 + 70 \frac{1}{6} b^{2=5}}{22^{2=5}a^{2=5}}; \frac{5b}{16} \frac{2 + \frac{1}{6}}{u}; \frac{8u^{5=2}}{5b} \frac{2 + \frac{1}{6}}{u}; \frac{5b}{2} \frac{2 + \frac{1}{6}}{u} !$$

This introduces a formidable global aspect to what hitherto has been a purely local focus on the structure of the limit-point shell around a unique pitchfork. A bifurcation analysis of P_{LH} and construction of the limit-point shell is clearly not for the faint-hearted, because it is difficult to imagine the topological nightmares that must exist to connect P_{1LH} and P_{2LH} . One can begin by searching for lower-order and same-order bifurcations; the conditions for T and I yield:

$$(u; q; d) = u_{TI}; \frac{5b(5b + 4 \frac{1}{6} u)}{16u}; \frac{16u^3}{25b^2};$$

$$\det d^2G = \frac{96}{25b^2u}; G_{uu} = \frac{25b^2}{2u^3} \frac{2 + \frac{1}{6}}{u};$$

with u_{TI} given by real roots of $16u^3a - b(25b + 24 \frac{1}{6} u) = 0$. From the condition $\det d^2G \neq 0$ we can infer that the bifurcation is transcritical, and since u , q , and $d > 0$ it is required that $a < 0$ at this point. The conditions for H evaluate to expressions too complicated to be useful. There does not appear to be an asymmetric cusp in the problem.

Another, related complication is the existence of a third pitchfork in the unphysical region $q < 0$, $d < 0$. It is given by

$$P_{3LH} : (u; q; d) = \frac{173}{22^{2=5}a^{2=5}} \frac{1}{6} b^{2=5}; \frac{5b}{16} \frac{2 + \frac{1}{6}}{u}; \frac{8u^{5=2}}{5b} \frac{2 + \frac{1}{6}}{u}; \frac{5b}{2} \frac{2 + \frac{1}{6}}{u} !$$

P_{3LH} is important because part of its limit-point manifold intrudes into the physical parameter region and is connected to the limit-point manifold of P_{1LH} by a seam of hysteresis points. This curved seam can be seen in figure 12, a fragment of the limit-point shell of P_{1LH} around the connection. In figure 13 a series of slices taken in the q -plane illustrate how the connection occurs.

The putative condition for a contact of the two hysteresis points in figure 13, a singularity designated E_2 , appears to be

$$G = G_u = G_{uq} = G_{uu} = 0; G_q > 0; G_{uuu} < 0; \quad (6)$$

This condition yields a single exact E_2 point:

$$E_2 : (u; q; d) = \left(\frac{b^{2=5}}{22^{1=5}a^{2=5}}; \frac{5b}{8u}; \frac{8u^{5=2}}{25b}; \frac{2b}{5u} \right);$$

at which $G_q = 24=25$ and $G_{uuu} = 3b=u^{7=2}$. The conditions (6) for the E_2 singularity seem pathological, but they can be understood by referring to the surface in figure 12 and considering the singularities defined in table 1. At the hysteresis points, H , $G_q \neq 0$, and this condition holds at E_2 (since it is not a pitchfork). However, another derivative must be zero at the union of two degenerate points, this is the condition $G_{uq} = 0$.

4 Discussion and conclusion

The above analysis highlights the pitfalls of accepting qualitative equivalence of a bifurcation problem to a normal form as, in some sense, a "solution". In the case of the CSTR problem and its normal form, the boundaries of multiplicity are profoundly different. The analysis of the LH problem also hints at the bizarre and interesting features that a limit-point shell can have while still remaining continuous. Although L_{LH} is locally equivalent to L_P around each of the three pitchforks, the global definition of L_{LH} involves at least one new singularity, E_2 .

This is largely an interpretive and exploratory work, investigating the local and global environment of the pitchfork through the limit-point shell and using prototypic normal forms and real-world bifurcation problems as examples. It turns out that bifurcation problems containing an organizing centre as simple as the pitchfork can have rather complex boundaries of multiplicity. For this reason, and given the increasing availability of 3-dimensional computer visualization techniques, the limit-point shell has enormous potential as a design and control aid for experimental dynamical systems.

Acknowledgement:

I would like to thank Henry Gardner for helpful comments on this manuscript.

Appendix

A .

The conditions for T, I, and A in table 1 are applied to P_c . The condition for P has been evaluated in [14]. With ν fixed and nonzero, T or I points exist at

$$(f; \nu; \mu) = \left(\frac{e^{1=3u} u^{2=3}}{e^{2=3u} e^{1=u} \nu^{1=3} u^{2=3}}; u \frac{e^{1=3u} u^{4=3}}{\nu^{1=3}}; \frac{e^{1=3u} \nu^{1=3} (1 + e^{1=3u} \nu^{1=3} u^{2=3})^2}{u^{2=3}} \right) :$$

(The implicit function theorem ensures that u can in principle be given by these expressions.) The nondegeneracy conditions at T or I points evaluate to

$$\begin{aligned} G_{uu} &= u^{8=3} e^{1=3u} \nu^{2=3} (1 + 2e^{1=3u} \nu^{1=3} u^{2=3})^2 u ; \\ \det d^2 G &= u^{8=3} e^{2=3u} \nu^{2=3} (1 + e^{1=3u} \nu^{1=3} u^{2=3})^3 (1 + 3e^{1=3u} \nu^{1=3} u^{2=3})^2 u : \end{aligned}$$

These expressions may be positive, negative, or zero. Where $\det d^2 G = 0$ the conditions A in table 1 give an asymmetric cusp for $0 < u < 0.5$, at

$$(f; \nu; \mu; \lambda) = \left(\frac{e^{1=u} (1 - 4u)}{2 + 4u}; \frac{u(1+u)}{1+4u}; \frac{4}{27} (16u + \frac{1}{u^2})^{12}; \frac{e^{1=u} (1+4u)^3}{27u^2} \right) :$$

Since an asymmetric cusp is the point of coincidence of a transcritical point and an isola point, it may be inferred that at least one isola and one transcritical bifurcation exists in the CSTR problem .

B .

The conditions in table 1 are applied to P_{TI} . The pitchfork occurs at $(x; \nu; \mu; \lambda) = (0; 0; 0; 0)$, at which $G_{xxx} = 6, G_x = 1$. I occurs for

$$\begin{aligned} (x; \nu; \mu) &= \left(\frac{1}{12} (1 + B); \frac{1}{24} (1 + B); \frac{1}{864} (1 + B - 24(3 + 2B)) \right) ; \\ \det d^2 G &= B; \quad G_{xx} = \frac{1}{2} (1 + B); \end{aligned}$$

T occurs for

$$\begin{aligned} (x; \nu; \mu) &= \left(\frac{1}{12} (1 - B); \frac{1}{24} (1 - B); \frac{1}{864} (1 - B - 24(3 - 2B)) \right) ; \\ \det d^2 G &= -B; \quad G_{xx} = \frac{1}{2} (1 - B); \end{aligned}$$

where $B = \frac{p}{1 - 48}$: The asymmetric cusp occurs at $(x; \nu; \mu; \lambda) = (1=12; 1=24; 1=1728; 1=48)$.

References

- [1] Y. A. Kuznetsov. Elements of Applied Bifurcation Theory. Springer-Verlag, New York, 2nd edition, 1998. Applied mathematical sciences vol. 112.
- [2] H. W. Broer, I. Hoveijn, M. van Noort, and G. Vegter. The inverted pendulum : a singularity theory approach. Journal of Differential Equations, 157:120{149, 1999.
- [3] J. M. Schmitt and P. V. Bayly. Bifurcations in the mean angle of a horizontally shaken pendulum : analysis and experiment. Nonlinear Dynamics, 15 (1) :1{14, 1998.
- [4] R. C. Johnson. Unicycles and bifurcations. American Journal of Physics, 66 (7) :589{592, 1998.
- [5] H. Yabuno, Y. Kurata, and N. Aoshima. Effect of coulomb damping on buckling of a two-rod system. Nonlinear Dynamics, 15 (3) :207{224, 1998.
- [6] M. Golubitsky and D. G. Schaefer. Imperfect bifurcation in the presence of symmetry. Communications in Mathematical Physics, 67 (3) :205{232, 1979.
- [7] C. N. Jensen, M. Golubitsky, and H. Tveit. Symmetry, generic bifurcations, and mode interaction in nonlinear railway dynamics. International Journal of Bifurcation and Chaos, 9 (7) :1321{1331, 1999.
- [8] A. Algaba, E. Freire, E. Gamero, and A. J. Rodriguez-Luis. A three-parameter study of a degenerate case of the Hopf-pitchfork bifurcation. Nonlinearity, 12 (4) :1177{1206, 1999.
- [9] P. Gray and S. K. Scott. Chemical Oscillations and Instabilities. Oxford University Press, 1990.
- [10] H. Sugama and W. Horton. Low confinement mode dynamics in three-dimensional state space. Plasma Phys. Control. Fusion, 37:345{362, 1995.
- [11] R. Ball and R. L. Dewar. Singularity theory study of overdetermination in models for low transitions. Preprint URL: <http://xxx.lanl.gov/abs/math-ph/9908023> or <http://xxx.adelaide.edu.au/abs/math-ph/9908023>, 1999.
- [12] A. Juel, A. G. Darbyshire, and T. Mullin. The effect of noise on pitchfork and Hopf bifurcations. Proceedings of the Royal Society of London Series A, 453 (1967) :2627{2647, 1997.
- [13] D. E. Stewart and R. L. Dewar. Dynamical systems: Physics and numerical analysis. In Complex Systems. Cambridge University Press, Cambridge, U K, 1999.
- [14] R. Ball. The origins and limits of the multisteady state multiplicity in the continuous stirred tank reactor. Proc. R. Soc. Lond. A, 455:141{161, 1999.
- [15] R. Ball and B. F. Gray. Thermal stabilization of chemical reactors. II. Bifurcation analysis of the Endex CSTR. Proc. R. Soc. Lond. A, 1999. (to appear).

- [16] H. Whitney. On singularities of mappings of Euclidean spaces. I. Mappings of the plane into the plane. *Ann. Math. II*, 62:374{410, 1955.
- [17] R. Thom. *Stabilité Structurelle et Morphogenèse : Essai d'une Théorie Générale des Modèles*. W. A. Benjamin, Reading, Mass., 1972.
- [18] V. I. Arnold. *Catastrophe Theory*. Springer-Verlag, Berlin, 3rd edition, 1992. Translated from the Russian by G. S. Waserman, based on a translation by R. K. Thomas.
- [19] M. Golubitsky and D. G. Schaeffer. *Singularities and Groups in Bifurcation Theory*, volume 1. Springer-Verlag, New York, 1985.
- [20] M. Golubitsky and B. L. Kuznetsov. A qualitative study of the steady-state solutions for a continuous flow stirred tank reactor. *SIAM J. Math. Anal.*, 11:316{339, 1980.

List of Figures

1	The cusp catastrophe.	13
2	Paths across the cusp manifold.	13
3	An orthogonal path through the cusp unfolding opens into a manifold around the pitchfork.	14
4	Paths across the pitchfork manifold in figure 3(a).	14
5	The bifurcation diagram of P_p for $\epsilon = 0$, $\mu = 2$	15
6	A bifurcation manifold of P_p , $\mu = 5$	15
7	The qualitatively distinct bifurcation diagrams of P_p	16
8	Four views of L_p	17
9	L_c for $\epsilon = 0.05$	18
10	Front and back views of L_{TI} . P_{TI} occurs at (0,0,0).	19
11	(a) A cross section of L_{TI} at $\mu = 2$ gives the fold lines in the ϵ plane. (b) A cross section at $\mu = 0.5$ of the cross section at $\mu = 2$ gives one of the possible bifurcation diagrams for P_{TI}	20
12	Part of L_{LH} showing how P_{1LH} and P_{3LH} are connected.	20
13	Successive slices of L_{LH} illustrate the E_2 bifurcation. (a) $d = 0.3$, (b) $d = 0.8$, the critical value at E_2 , (c) $d = 1.0$, (d) $d = 4$, the critical value at P_{1LH}	21

List of Tables

1	Conditions on a bifurcation problem $G(x; \mu; \epsilon)$ for the pitchfork P , hysteresis H , transcritical T , isola I , and asymmetric cusp A singularities. The primary singularity conditions $G = G_x = 0$ are assumed. The codimension indicated is the minimum number of unfolding parameters (the ϵ_i) needed for a universal unfolding. d^2G is the Hessian, or matrix of second partial derivatives. Q_3 is a third-order directional derivative, explained in [19].	22
---	---	----

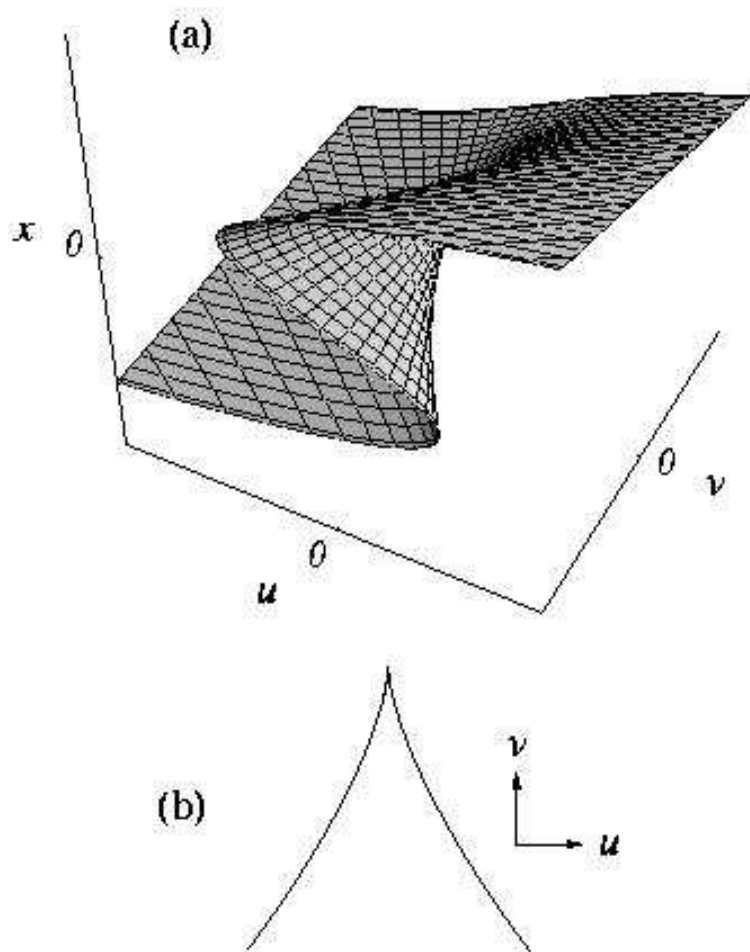


Figure 1: The cusp catastrophe.

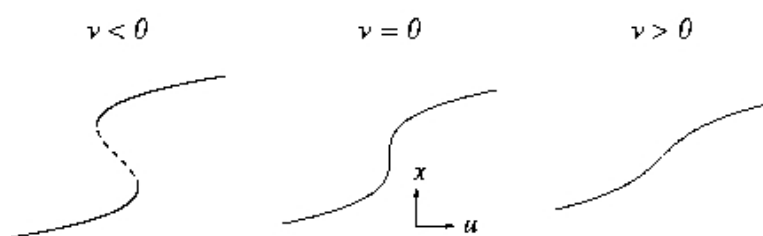


Figure 2: Paths across the cusp manifold.

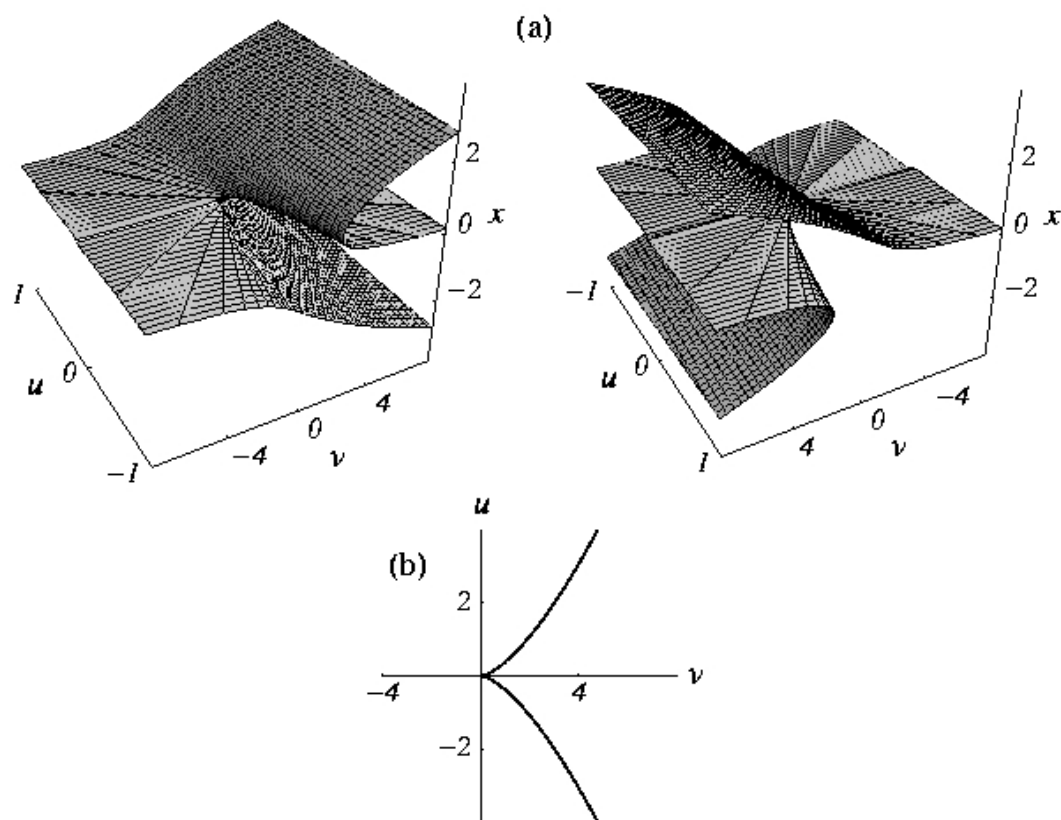


Figure 3: An orthogonal path through the cusp unfolding opens into a manifold around the pitchfork.

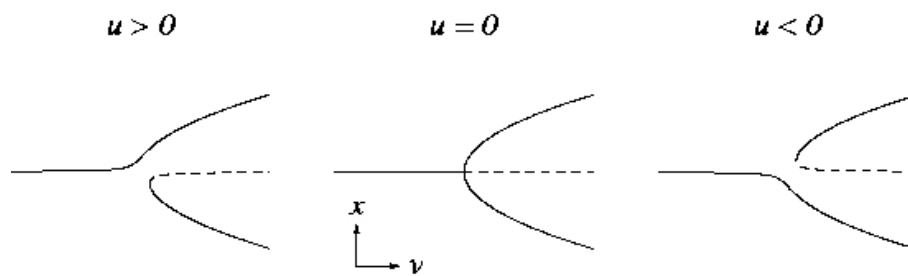


Figure 4: Paths across the pitchfork manifold in Figure 3(a).

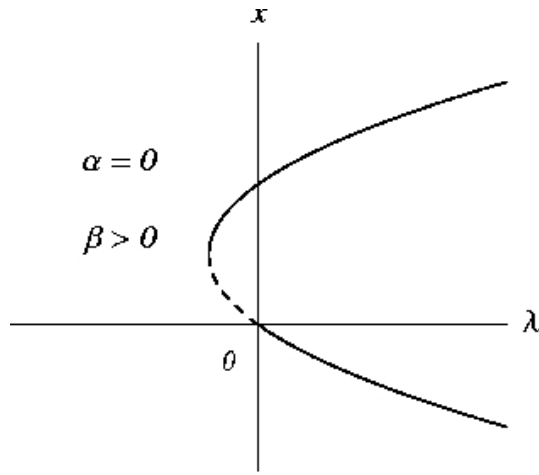


Figure 5: The bifurcation diagram of P_p for $\alpha = 0$, $\beta = 2$.

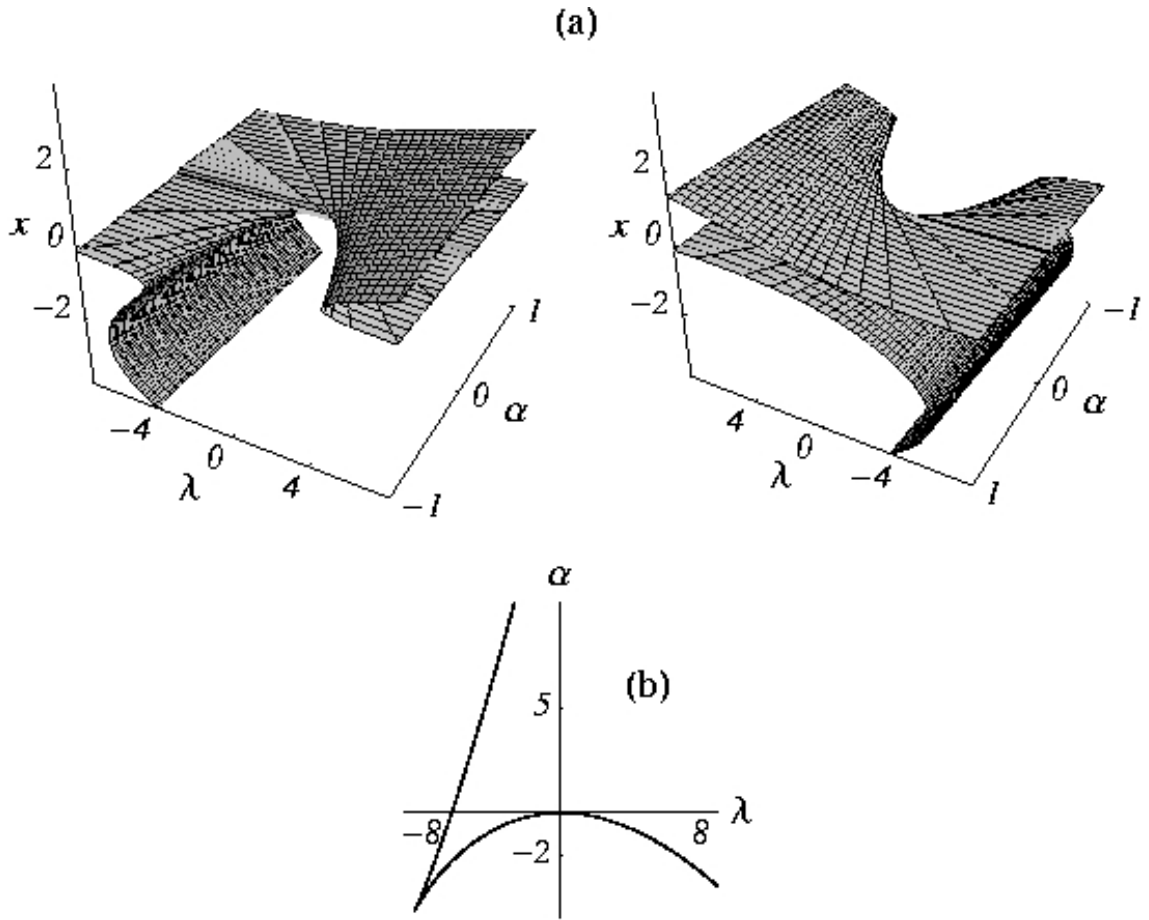


Figure 6: A bifurcation manifold of P_p , $\beta = 5$.

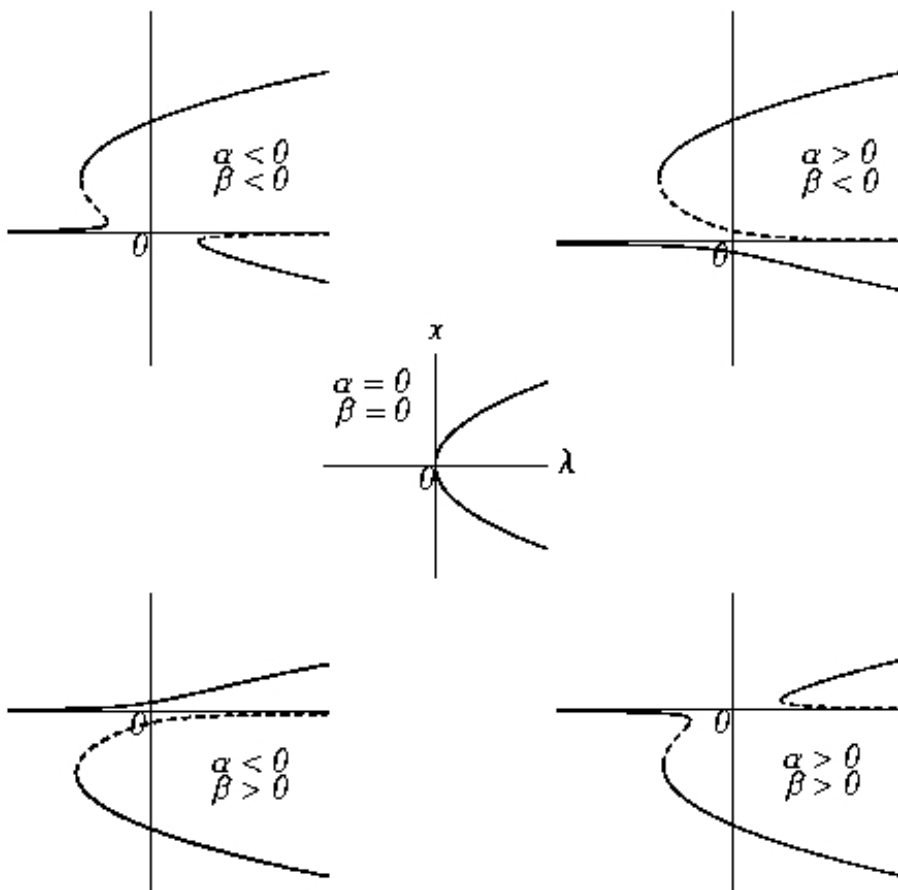


Figure 7: The qualitatively distinct bifurcation diagrams of P_p .

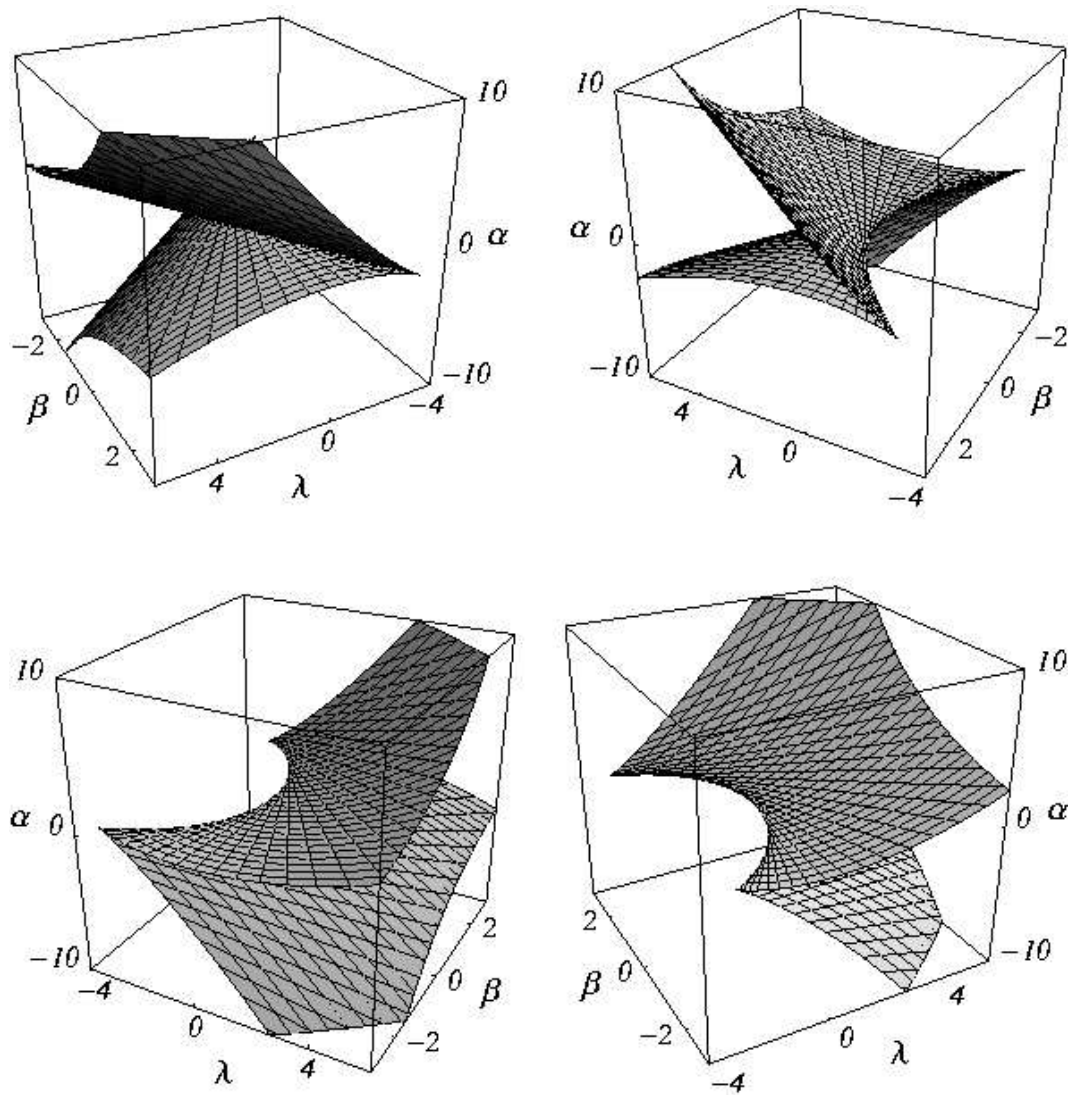


Figure 8: Four views of L_p .

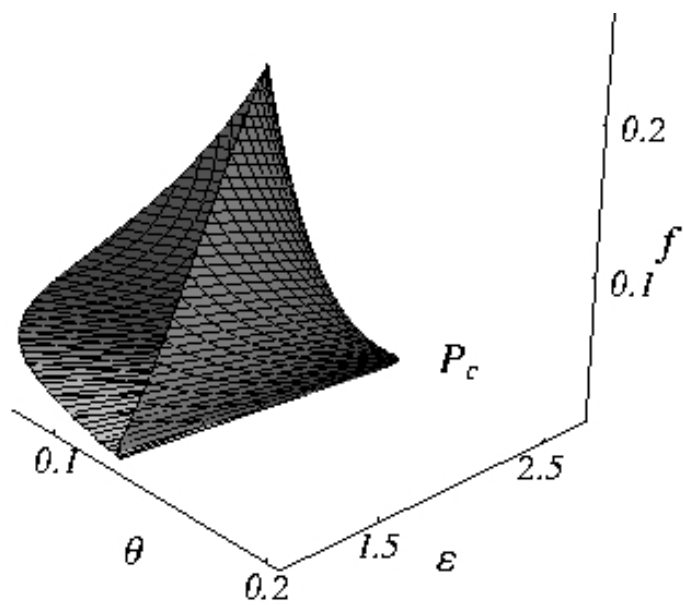


Figure 9: L_c for $\lambda = 0.05$.

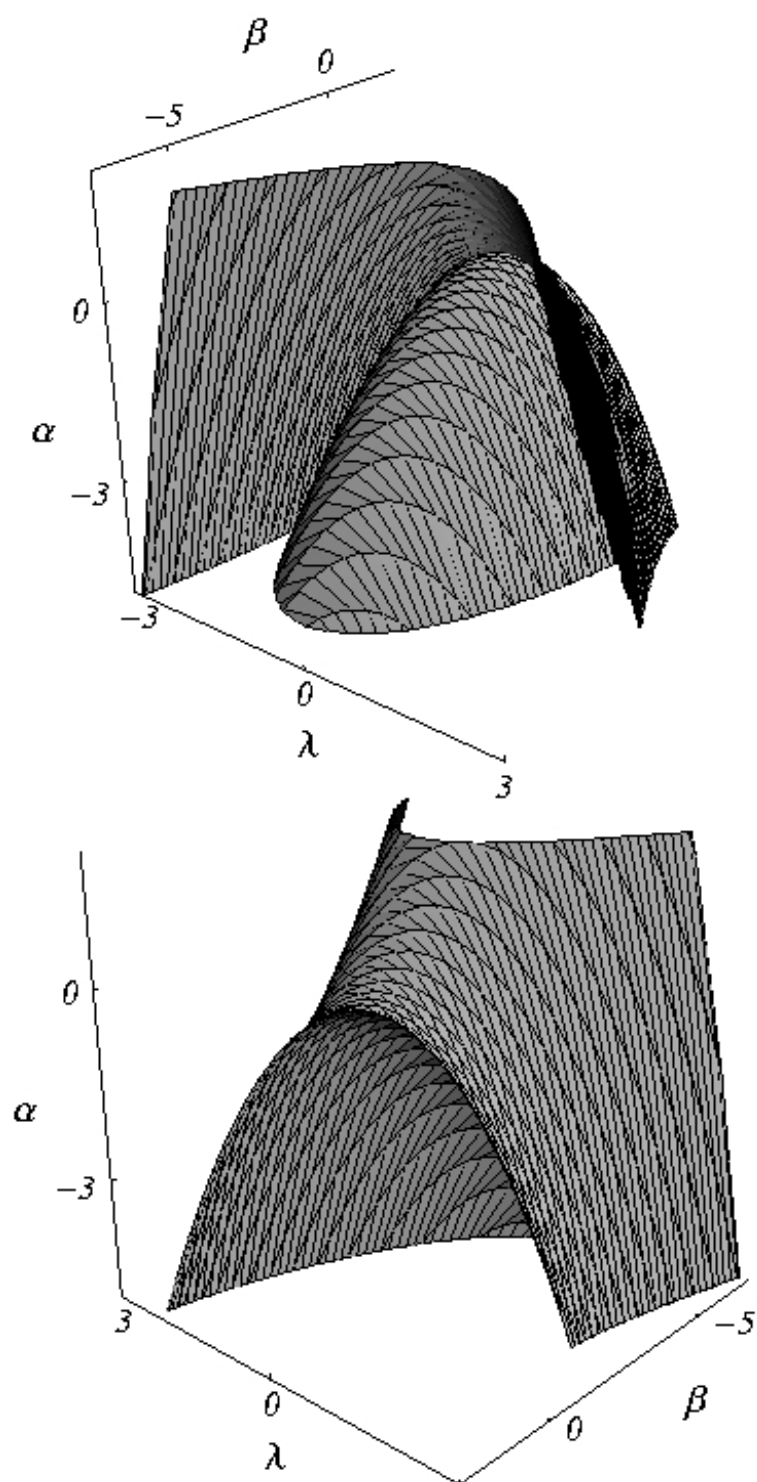


Figure 10: Front and back views of L_{T+I} . P_{T+I} occurs at $(0,0,0)$.

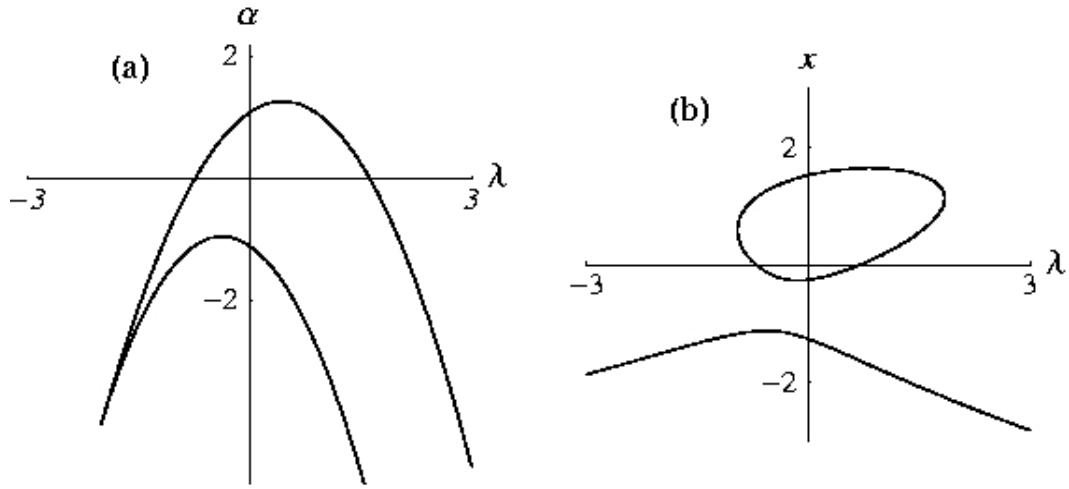


Figure 11: (a) A cross section of L_{TI} at $\alpha = 2$ gives the fold lines in the λ ; α plane. (b) A cross section at $\alpha = 0.5$ of the cross section at $\alpha = 2$ gives one of the possible bifurcation diagrams for P_{TI} .

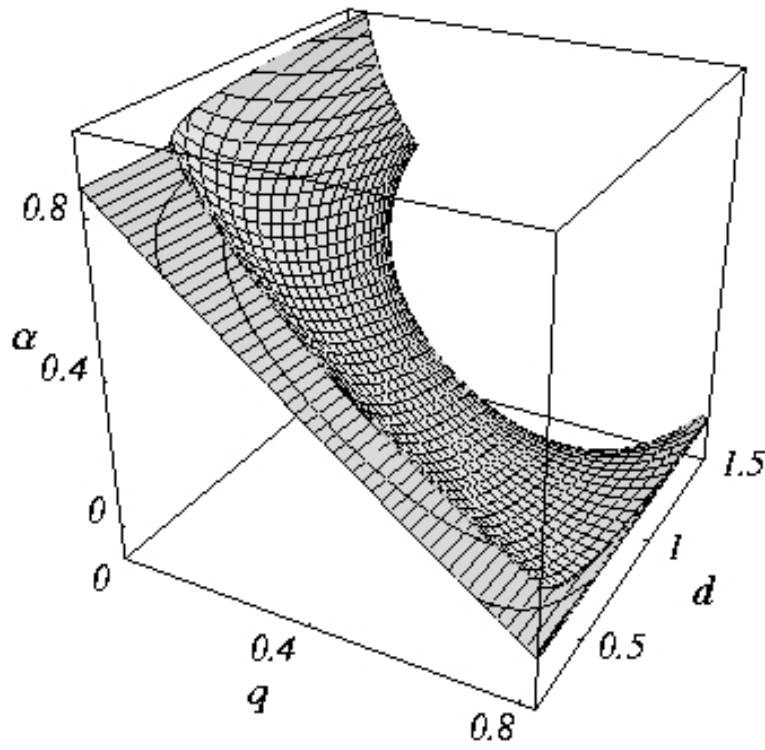


Figure 12: Part of L_{LH} showing how P_{1LH} and P_{3LH} are connected.

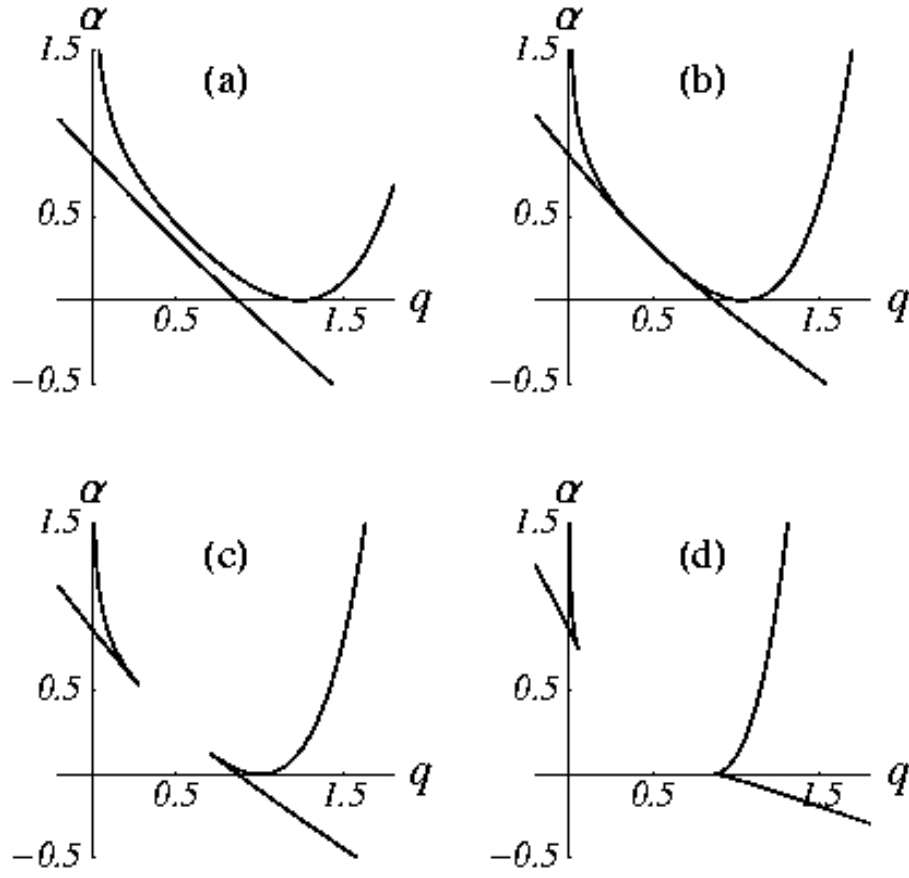


Figure 13: Successive slices of L_{LH} illustrate the E_2 bifurcation. (a) $d = 0.3$, (b) $d = 0.8$, the critical value at E_2 , (c) $d = 1.0$, (d) $d = 4$, the critical value at P_{1LH} .

	P	H	T	I	A
G	0	$\neq 0$	0	0	0
G_{xx}	0	0	$\neq 0$	$\neq 0$	$\neq 0$
G_x	$\neq 0$				
G_{xxx}	$\neq 0$	$\neq 0$			
$\det d^2G$			< 0	> 0	0
Q_3					$\neq 0$
codimension	2	1	1	1	2

Table 1: Conditions on a bifurcation problem $G(x; \mu; \lambda)$ for the pitchfork P, hysteresis H, transcritical T, isola I, and asymmetric cusp A singularities. The primary singularity conditions $G = G_x = 0$ are assumed. The codimension indicated is the minimum number of unfolding parameters (the λ) needed for a universal unfolding. d^2G is the Hessian, or matrix of second partial derivatives. Q_3 is a third-order directional derivative, explained in [19].