

# A Riemann-Farey Computation

Scott B. Guthery

sbg@acw.com

March 30, 2022

The Riemann hypothesis is true if and only if

$$R(m) = \sum_{i=2}^n \left( F_m(i) - \frac{i}{n} \right)^2 = O(m^{-1+\epsilon}) \quad (1)$$

where  $F_m(i)$  is the  $i^{th}$  element in the Farey sequence of order  $m$  and

$$n = \sum_{k=2}^m \phi(k).$$

Figure 1 is a plot of the terms in the sum (1) for  $m = 50$ .

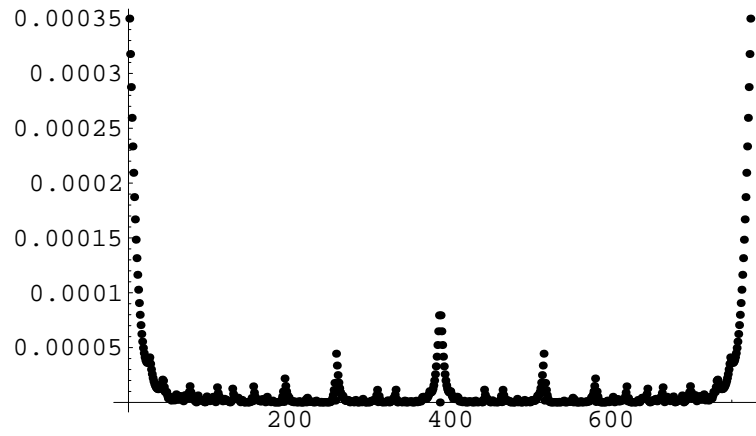


Figure 1: Riemann-Farey Terms for  $m = 50$

Let  $P_m(k)$  be sum of the  $\phi(k)$  terms in (1) with Farey denominator  $k$  so that

$$R(m) = \sum_{k=2}^m P_m(k) \quad (2)$$

Figure 2 is a plot of the terms in the sum (2) for  $m = 1000$ .

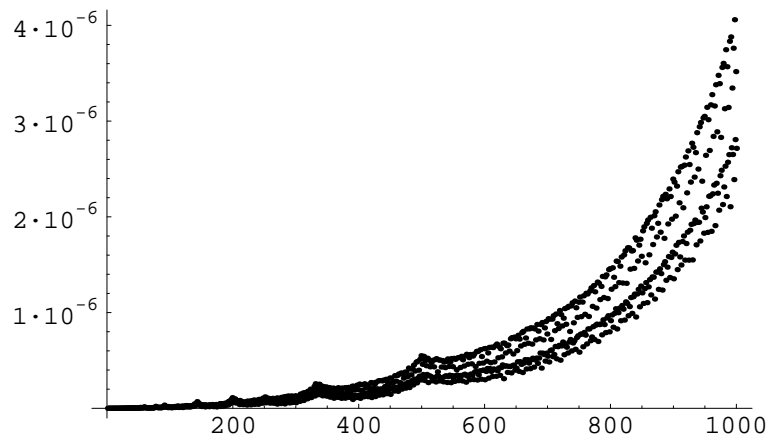


Figure 2:  $P_m(k)$  for  $m = 1000$

The excursions from monotonicity (the “bumps”) in Figure 2 appear at abscissa values near  $m/j$  for  $2 < j < m$ .

Figure 3 is the concave hull (the “top”) of Figure 2. It is  $P_m(k)$  for  $k$  a prime.

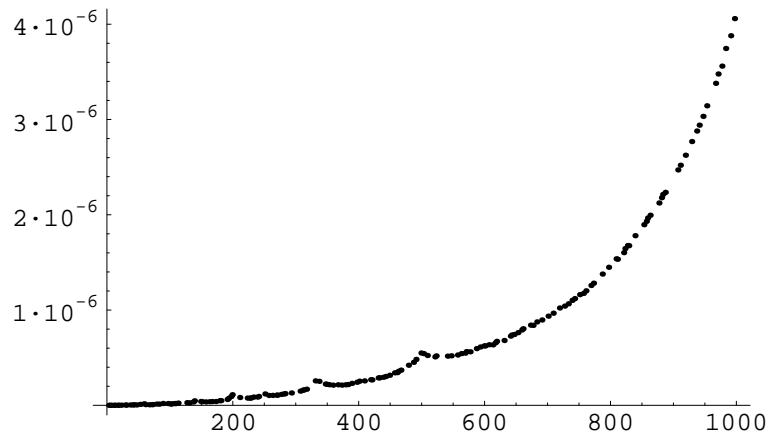


Figure 3:  $P_m(k)$  for  $m = 1000$  and prime  $k$

We seek a closed form function of  $k$ ,  $\tilde{r}_m(k)$ , that is a tight upper bound on the points of Figure 3 so that

$$R(m) \leq \int_2^m \tilde{r}_m(x) dx \stackrel{\text{def}}{=} \tilde{R}(m). \quad (3)$$

In general, for a fixed prime  $m$  we compute  $\tilde{r}_m(x)$  as

$$\tilde{r}_m(k) = e^{a_m + b_m k}. \quad (4)$$

using values of  $P_m(k)$ .

Having done this for a collection of such  $m$ , we compute closed forms for  $a_m$  and  $b_m$  as functions of  $m$ ,  $a(m)$  and  $b(m)$  respectively, as

$$a(m) = sm^t \quad (5)$$

and

$$b(m) = um^v \quad (6)$$

and study the asymptotic behavior of  $R(m)$  by considering

$$\lim_{m \rightarrow \infty} R(m) \leq \lim_{m \rightarrow \infty} \tilde{R}(m) = \lim_{m \rightarrow \infty} \int_2^m e^{a(m) + b(m)m} \quad (7)$$

In particular, for a fixed prime  $m$  we compute  $a_m$  and  $b_m$  using the values of  $P_m(k)$  at  $k = m$  and at the prime  $k$  closest to  $m/2$ ; i.e. at the right-most bump. We then use the values of  $a_m$  and  $b_m$  obtained using values of  $m$  in sets of the form

$$M(p, q) = \{i^{th} \text{ prime} \mid p \leq i \leq q\} \quad (8)$$

to compute values for  $s$ ,  $t$ ,  $u$ , and  $v$  and hence  $a(m)$  and  $b(m)$ .

Table 1 lists some  $a(m)$  and  $b(m)$  using this procedure.

$m$	$s$	$t$	$u$	$v$
$M(101, 200)$	-7.58	0.112	5.28	-1.037
$M(201, 300)$	-7.66	0.111	4.57	-1.016
$M(301, 400)$	-7.67	0.111	3.86	-0.994
$M(401, 500)$	-6.79	0.125	2.15	-0.923
$M(501, 600)$	-8.78	0.094	5.81	-1.045
$M(601, 700)$	-8.41	0.099	4.44	-1.012
$M(701, 800)$	-8.12	0.103	3.70	-0.991
$M(101, 800)$	-7.87	0.107	4.73	-1.02

Table 1: Estimates of  $a(m)$  and  $b(m)$

Figure 4 is a plot of  $a(m)$  for  $M(101, 800)$  and Figure 5 is a plot of the residuals.

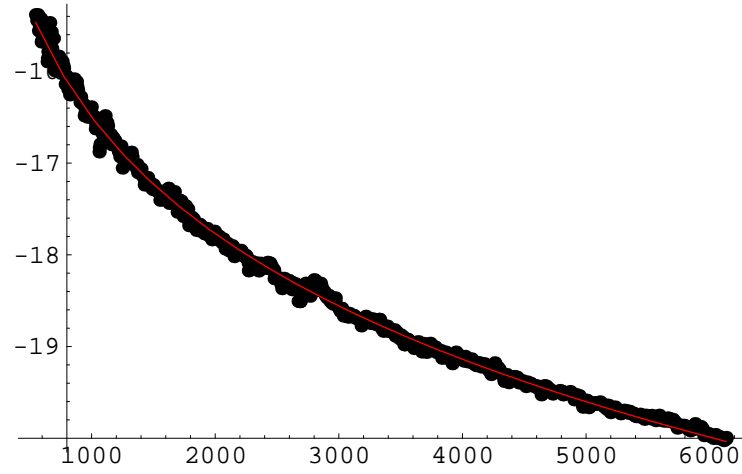


Figure 4:  $a(m)$  for  $M(101, 800)$




Figure 5: Residuals of  $a(m)$  for  $M(101, 800)$

Figure 6 is a plot of  $b(m)$  for  $M(101, 800)$  and Figure 7 is a plot of the residuals.

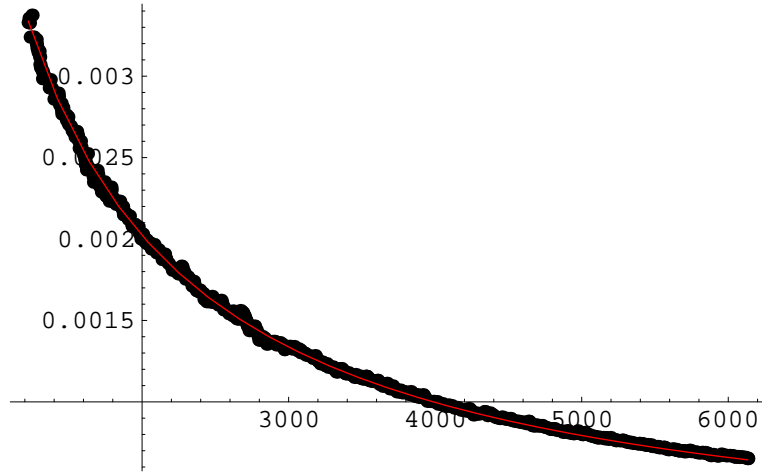


Figure 6:  $b(m)$  for  $M(101, 800)$




Figure 7: Residuals of  $b(m)$  for  $M(101, 800)$



Taking  $a(m)$  and  $b(m)$  for  $M(101, 800)$ , Figure 8 is a plot of

$$\tilde{r}_m(x) = e^{a(m)+b(m)x} \quad (9)$$

and  $P_m(k)$  for  $m = 1000$ .

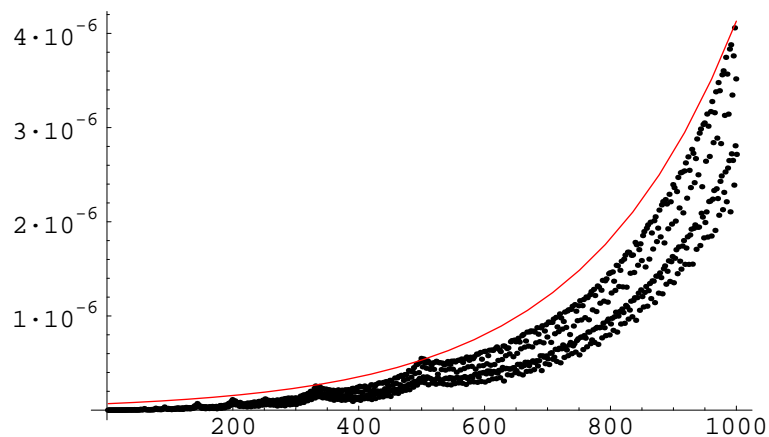


Figure 8:  $\tilde{r}_m(x)$  and  $P_m(k)$  for  $m = 1000$

Taking  $a(m)$  and  $b(m)$  for  $M(101, 800)$  we have the following closed expression for  $\tilde{R}(m)$ :

$$\begin{aligned}\tilde{R}(m) &= \int_2^m \tilde{r}_m(x) dx = \int_2^m e^{a(m)+b(m)x} dx = \\ &= -0.21e^{-7.87m^{0.11}}(e^{\alpha m^{1-\beta}} - e^{2\alpha m^{-\beta}})m^\beta\end{aligned}\tag{10}$$

where  $\alpha = 4.73$  and  $\beta = 1.02$ .

Figure 9 is a plot of

$$\tilde{R}(x)/x^{-1+\epsilon}\tag{11}$$

$x$  between  $10^5$  and  $10^6$  and  $\epsilon = 0.000001$ .

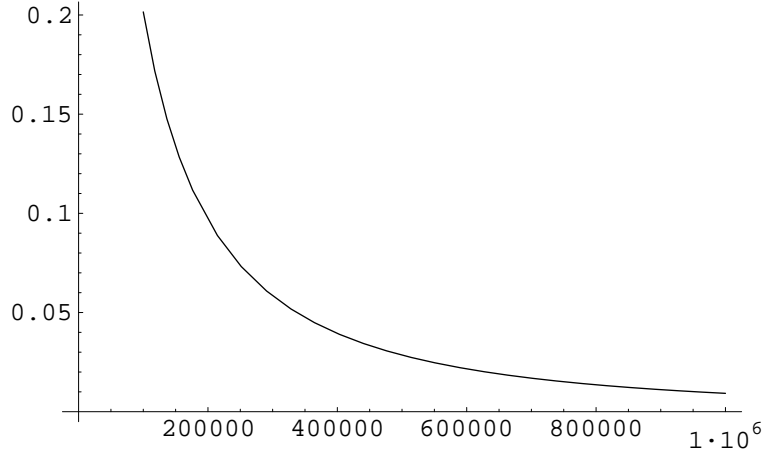


Figure 9:  $\hat{R}(x)/x^{-1+\epsilon}$

To summarize, for the computations considered, we have

$$R(m) \leq \tilde{R}(m) \tag{12}$$

and

$$\lim_{m \rightarrow \infty} \tilde{R}(m)/m^{-1+0.000001} = 0 \tag{13}$$