

# TRIANGULATIONS OF SPHERES AND DISCS

PANCHADCHARAM ELANGO

INSTITUTE OF MATHEMATICAL SCIENCES  
FACULTY OF SCIENCE  
UNIVERSITY OF MALAYA

DISSERTATION PRESENTED FOR THE  
DEGREE OF MASTER OF SCIENCE  
UNIVERSITY OF MALAYA  
KUALA LUMPUR  
(2002)

## Acknowledgement

I would like to express my sincere thanks to my former supervisor, Associate Professor Dr. Thomas Bier, for his unlimited assistance and encouragement throughout the course of my study and for helping me to complete my research work on time.

I would also like to express my sincere thanks to my present supervisor, Associate Professor Dr. Angelina Chin Yan Mui for taking on the task of supervising me after my former supervisor went on leave. Her guidance and valuable suggestions helped me a lot to complete my thesis.

Many thanks also to the Head and all staff of the Institute of Mathematical Sciences, University of Malaya for their assistance in numerous ways.

Finally, I wish to express my special thanks to my loving mother and dearest wife for their encouragement to successfully complete my MSc studies.

Panchadcharam Elango, 2002.

# Abstract

The main objective of this research is to find the different types of elliptic triangulations for planar discs and spheres. We begin in Chapter 1 with the mandatory introduction. In the second chapter we define and study the notion of a *patch*, that is, a triangulation of a planar disc. By introducing a suitable notion of degree for the vertex points, we focus on those patches with points of degrees  $\leq 6$ . Such patches are called *elliptic*. We show that the elliptic patches with precisely three points of degree four, denoted by  $(0, 3, 0)$ , can be classified. The number of vertex points of these patches are calculated, and we also describe their triangulation structures. From the classification of patches of the type  $(0, 3, 0)$ , we describe and find the number of vertex points for three other elliptic patches of types  $(0, 2, 2)$ ,  $(0, 1, 4)$ ,  $(0, 0, 6)$ . We also describe an enlargement method for constructing patches (which we call the *generic construction* method) and apply this method to derive formulas for certain patches. In the third chapter we describe some configurations for constructing elliptic spherical triangulations. These are the mutant configuration, the productive configuration and the self-reproductive configuration. We also describe the face-fullering and edge-fullering methods as well as the glueing of patches method for constructing triangulations and patches. We show that there are only 19 possible types of elliptic triangulations for spheres and determine the existence (as well as nonexistence) of all these types except for a small number of cases.

## Abstrak

Tujuan utama penyelidikan ini adalah untuk mendapatkan jenis triangulasi eliptik yang berbeza bagi cakera satahan dan sfera. Kita mula dalam Bab 1 dengan pengenalan. Dalam Bab 2, kita menakrif dan mengkaji konsep *tampal*, iaitu, triangulasi bagi cakera satahan. Dengan memperkenalkan takrif yang sesuai bagi darjah sesuatu bucu, kita menumpu kepada tampal yang mempunyai bucu berdarjah  $\leq 6$ . Tampal seperti ini dikatakan *eliptik*. Kita tunjukkan bahawa tampal eliptik dengan tiga bucu berdarjah empat, ditulis sebagai  $(0, 3, 0)$ , boleh diklasifikasikan. Bilangan bucu untuk tampal seperti ini didapati, dan kita juga memperihalkan struktur triangulasinya. Daripada klasifikasi tampal jenis  $(0, 3, 0)$ , kita memperihalkan dan cari bilangan bucu bagi tiga lagi tampal eliptik jenis  $(0, 2, 2)$ ,  $(0, 1, 4)$ ,  $(0, 0, 6)$ . Kita juga memberikan satu kaedah ‘pembesaran’ untuk membina tampal (yang dipanggil *kaedah membina generik*) dan gunakan kaedah ini untuk mendapatkan formula bagi beberapa tampal. Dalam Bab 3 kita memberikan beberapa konfigurasi untuk membina triangulasi sfera eliptik. Ini termasuk konfigurasi “mutant”, konfigurasi produktif dan konfigurasi swa-produktif semula. Kita juga menerangkan kaedah “face-fullering” dan “edge-fullering” serta kaedah “mengglu tampal” untuk membina triangulasi dan tampal. Kita tunjukkan bahawa hanya terdapat 19 kemungkinan untuk triangulasi eliptik bagi sfera dan tentukan kewujudan (serta ketakwujudan) untuk semua jenis ini kecuali bagi sebilangan kecil kes.

# Contents

<b>1</b>	<b>Introduction</b>	<b>1</b>
<b>2</b>	<b>Triangulations of Discs (Patches)</b>	<b>4</b>
2.1	Patches of Type $(2, 0, 0)$ . . . . .	7
2.2	Patches of Type $(0, 3, 0)$ . . . . .	7
2.2.1	Construction of Patches $(0, 3, 0)$ with $\beta_4 = 1, 2, 3$ . . . .	10
2.2.2	Proof of Theorem 2.2.1 . . . . .	17
2.3	Construction of certain patches of types $(0, 2, 2), (0, 1, 4), (0, 0, 6)$	22
2.3.1	Type (1): $(0, 2, 2, N)_{b'}$ with $\beta_5 = 2$ and $\beta_4 = 2$ . . . . .	22
2.3.2	Type (2): $(0, 2, 2, N)_{b'}$ with $\beta_5 = 2$ and $\beta_4 = 1$ . . . . .	23
2.3.3	Type (3): $(0, 2, 2, N)_{b'}$ with $\beta_5 = 2$ and $\beta_4 = 0$ . . . . .	24
2.3.4	Type (4): $(0, 1, 4, N)_{b'}$ with $\beta_5 = 4$ and $\beta_4 = 1$ . . . . .	24
2.3.5	Type (5): $(0, 1, 4, N)_{b'}$ with $\beta_5 = 4$ and $\beta_4 = 0$ . . . . .	25
2.3.6	Type (6): $(0, 0, 6, N)_{b'}$ with $\beta_5 = 6$ and $\beta_4 = 0$ . . . . .	26
2.3.7	Type (7): $(0, 2, 2, N)_{b'}$ with $\beta_5 = 2$ and $\beta_4 = 2$ . . . . .	26
2.4	Some applications towards the classification of patches . . . . .	27
2.5	Construction of Generic Patches . . . . .	41
2.5.1	Construction of Generic Patches with $\beta_4 \geq 0$ . . . . .	41
2.5.2	Construction of Generic Patches with $\beta_5 \geq 0$ . . . . .	42
2.5.3	Construction of Generic Patches with $\beta_4 > 0$ and $\beta_5 > 0$	44
2.6	Patches of Type $(1, 1, 1)$ . . . . .	44
2.7	Some Known Patches . . . . .	49
2.7.1	Triangular Boundary . . . . .	49
2.7.2	Rectangular Boundary . . . . .	50
2.7.3	Pentagonal Boundary . . . . .	51
2.7.4	Hexagonal Boundary . . . . .	53
2.7.5	Heptagonal Boundary . . . . .	55
2.7.6	Some Other Used Patches . . . . .	56

<b>3</b>	<b>Elliptic Triangulations of Spheres</b>	<b>57</b>
3.1	Mutant Configurations . . . . .	59
3.1.1	Type $M_1$ : . . . . .	59
3.1.2	Type $M_2$ : . . . . .	59
3.2	Productive and Self-Reproductive Configurations . . . . .	60
3.2.1	Type $P_1$ : . . . . .	61
3.2.2	Type $P_2$ : . . . . .	61
3.2.3	Type $A$ : . . . . .	62
3.2.4	Type $B_1$ : . . . . .	62
3.2.5	Type $B_2$ : . . . . .	63
3.2.6	Type $C$ : . . . . .	64
3.2.7	Type $D$ : . . . . .	65
3.2.8	Types $E_1$ and $E_2$ : . . . . .	65
3.2.9	Type $E_3$ : . . . . .	67
3.2.10	Type $G$ : . . . . .	69
3.3	Fullering Constructions . . . . .	70
3.3.1	Face-fullering of Triangulations . . . . .	70
3.3.2	Edge-fullering of Triangulations . . . . .	71
3.3.3	Edge-fullering of Patches . . . . .	72
3.4	Glueing of Patches . . . . .	73
3.4.1	Method A . . . . .	73
3.4.2	Method B . . . . .	73
3.4.3	Method C . . . . .	74
3.4.4	Connected sum of triangulations . . . . .	74
3.5	Triangulations of type $(0, 0, 12)$ . . . . .	74
3.5.1	$0(6)$ type . . . . .	74
3.5.2	$1(6)$ type . . . . .	75
3.5.3	$2(6)$ type . . . . .	75
3.5.4	$3(6)$ type . . . . .	76
3.5.5	$4(6)$ type . . . . .	76
3.5.6	$5(6)$ type . . . . .	76
3.6	Triangulations of type $(0, 1, 10)$ . . . . .	76
3.7	Triangulations of type $(0, 2, 8)$ . . . . .	77
3.8	Triangulations of type $(0, 3, 6)$ . . . . .	77
3.9	Triangulations of type $(0, 4, 4)$ . . . . .	78
3.10	Triangulations of type $(0, 5, 2)$ . . . . .	79
3.10.1	$N$ even . . . . .	79
3.10.2	$1(6)$ type . . . . .	80

3.10.3	3(6) type . . . . .	80
3.10.4	5(6) type . . . . .	81
3.11	Triangulations of type (0, 6, 0) . . . . .	81
3.11.1	$N$ even . . . . .	82
3.11.2	1(6) type . . . . .	82
3.11.3	3(6) type . . . . .	82
3.11.4	5(6) type . . . . .	83
3.12	Triangulations of type (1, 0, 9) . . . . .	83
3.13	Triangulations of type (1, 1, 7) . . . . .	84
3.14	Triangulations of type (1, 2, 5) . . . . .	85
3.15	Triangulations of type (1, 3, 3) . . . . .	85
3.16	Triangulations of type (1, 4, 1) . . . . .	86
3.16.1	$N$ odd . . . . .	86
3.16.2	0(6) type . . . . .	87
3.16.3	2(6) type . . . . .	87
3.16.4	4(6) type . . . . .	88
3.17	Triangulations of type (2, 0, 6) . . . . .	88
3.18	Triangulations of type (2, 1, 4) . . . . .	90
3.19	Triangulations of type (2, 2, 2) . . . . .	90
3.20	Triangulations of type (2, 3, 0) . . . . .	91
3.20.1	$N$ even . . . . .	91
3.20.2	1(6) type . . . . .	92
3.20.3	3(6) type . . . . .	104
3.20.4	5(6) type . . . . .	109
3.21	Triangulations of type (3, 0, 3) . . . . .	110
3.21.1	$N$ odd . . . . .	110
3.21.2	0(6) type . . . . .	111
3.21.3	2(6) type . . . . .	112
3.21.4	4(6) type . . . . .	113
3.22	Triangulations of type (3, 1, 1) . . . . .	113
3.22.1	1(4) type . . . . .	113
3.22.2	3(4) type . . . . .	121
3.23	Triangulations of type (4, 0, 0) . . . . .	121
	Appendix . . . . .	122
	Bibliography . . . . .	123

# List of Figures

2.1	Patch of type $(2, 0, 0, m)$ with $m = 9, r = 2, k = 2$ . . . . .	7
2.2	Cutting the corner at $x_1$ . . . . .	8
2.3	Patch $P_4[0, 0, 0]$ of type $(0, 3, 0, N)$ with $N = 12, \beta_4 = 3$ . . . . .	10
2.4	The Patch $Tr_g(P_k)$ . . . . .	11
2.5	Identification of Base, Sediments and Core ( $k = 1$ ) . . . . .	12
2.6	Identification of Top, Sediments and Core ( $k = 1, l = 3$ ) . . . . .	13
2.7	Identification of five parts . . . . .	14
2.8	A belt around patch $[o, l, k]$ . . . . .	17
2.9	Cutting the corner at $q$ . . . . .	18
2.10	A strip of $2h_1 - 1$ triangles . . . . .	20
2.11	A strip of triangles. . . . .	21
2.12	Patch with corner points $4, 5, 4, 5$ . . . . .	27
2.13	Patch with corner points $4, 4, 5, 5$ . . . . .	27
2.14	Patch with boundary points $4, 5, 5$ . . . . .	29
2.15	Boundary of a patch with two boundary points of degree 5 . . . . .	31
2.16	Boundary of a patch with four boundary points of degree 5, one of degree 4. . . . .	33
2.17	Boundary of a patch with four boundary points of degree 5. . . . .	35
2.18	Boundary of a patch with six boundary points of degree 5. . . . .	37
2.19	Boundary of a patch with boundary points $4, 5, 4, 5$ . . . . .	39
2.20	Patch with $u = 1, v = 1$ . . . . .	40
2.21	Generic patch with $\beta_4 = 1$ of the patch $(1, 1, 1, 2)_4$ . . . . .	42
2.22	Generic patch with $\beta_5 = 1$ of the patch $(1, 1, 1, 2)_4$ . . . . .	43
2.23	Generic patch with $\beta_4 = 1$ and $\beta_5 = 1$ of the patch $(1, 1, 1, 2)_4$ . . . . .	45
2.24	A patch of the type $(1, 1, 1, 4)_5$ . . . . .	45
2.25	Rectangular strips of triangles. . . . .	46
2.26	Patch of the type $A$ with $k = 3$ and $m = 1$ . . . . .	46
3.1	Mutant configuration of type $M_1$ . . . . .	59
3.2	Mutant configuration of type $M_2$ . . . . .	60



3.3	Mutant configuration of type $P_1$ . . . . .	61
3.4	Productive configuration of type $P_2$ . . . . .	61
3.5	Self-reproductive configuration of type $A$ . . . . .	62
3.6	Self-reproductive configuration of type $B_1$ . . . . .	63
3.7	Self-reproductive configuration of type $B_2$ . . . . .	64
3.8	Self-reproductive configuration of type $C$ . . . . .	64
3.9	Self-reproductive configuration of type $D$ . . . . .	65
3.10	Self-reproductive configuration of types $E_1$ and $E_2$ . . . . .	66
3.11	Self-reproductive configuration of types $E_3$ . . . . .	68
3.12	Self-reproductive configuration of types $E_3$ . . . . .	69
3.13	Self-reproductive configuration of types $G$ . . . . .	69
3.14	Face-fullering of a triangulation . . . . .	71
3.15	Edge-fullering of a triangulation . . . . .	72
3.16	Glueing patches of type $(1, 1, 1, N)$ by different methods . . .	73
3.17	Triangulation of type $(0, 6, 0, 3)$ . . . . .	83

# List of Tables

2.1	Some patches with boundary length 3 . . . . .	49
2.2	Some patches with boundary length 4 . . . . .	50
2.3	Some patches with boundary length 5 . . . . .	52
2.4	Some patches with boundary length 6 . . . . .	54
2.5	Some patches with boundary length 7 . . . . .	55
2.6	Some other known used patches . . . . .	56
3.1	Some triangulations of type $(0, 0, 12)$ . . . . .	75
3.2	Some triangulations of type $(0, 1, 10)$ . . . . .	77
3.3	Some triangulations of type $(0, 2, 8)$ . . . . .	77
3.4	Some triangulations of type $(0, 3, 6)$ . . . . .	78
3.5	Some triangulations of type $(0, 4, 4)$ . . . . .	78
3.6	Some triangulations of type $(0, 5, 2)$ . . . . .	79
3.7	Some triangulations of type $(0, 6, 0)$ . . . . .	81
3.8	Some triangulations of type $(1, 0, 9)$ . . . . .	84
3.9	Some triangulations of type $(1, 1, 7)$ . . . . .	85
3.10	Some triangulations of type $(1, 2, 5)$ . . . . .	85
3.11	Some triangulations of type $(1, 3, 3)$ . . . . .	86
3.12	Some triangulations of type $(1, 4, 1)$ . . . . .	86
3.13	Some triangulations of type $(2, 0, 6)$ . . . . .	88
3.14	Some triangulations of type $(2, 1, 4)$ . . . . .	90
3.15	Some triangulations of type $(2, 2, 2)$ . . . . .	91
3.16	Some triangulations of type $(2, 3, 0)$ . . . . .	91
3.17	Some triangulations of type $(3, 0, 3)$ . . . . .	110
3.18	Some triangulations of type $(3, 1, 1)$ . . . . .	114
3.19	Some triangulations of type $(4, 0, 0)$ . . . . .	121
3.20	Elliptic triangulations of spheres . . . . .	122

# Chapter 1

## Introduction

A triangulation of a surface is a set  $V$  of points, a set  $E$  of 2-subsets of  $V$  and a set  $T$  of 3-subsets of  $V$  satisfying the following conditions:

- (a) The union of elements of  $T$  is connected;
- (b) Every 2-subset in  $E$  is contained in precisely two 3-subsets in  $T$ ;
- (c) The union of elements of  $T$  containing a fixed point  $x$  has a boundary consisting of a single cycle, that is, they are of the form

$$xx_1x_2, xx_2x_3, \dots, xx_{n-1}x_n, xx_nx_1.$$

A point in  $V$  is called a *vertex*, a 2-subset in  $E$  is called an *edge* and a 3-subset in  $T$  is called a *triangle*. In this thesis we shall investigate triangulations of spheres and planar discs.

We begin by considering triangulations of planar discs in Chapter 2. We call such a triangulation a *patch* and show that a patch can be extended to a triangulation of a sphere. The *degree* of a vertex  $x$  in a patch  $P$  can be defined as follows: If the point  $x$  is inside the patch  $P$  (that is, does not lie on the boundary of the patch), then the number of triangles  $\sigma_1, \sigma_2, \dots, \sigma_d$  which contain  $x$  is denoted by  $d = d(x)$  and is called the degree of  $x$ . If the point  $x$  is on the boundary of the patch  $P$  and is incident with exactly  $d'(x)$  edges (including the two boundary edges), then we define the degree of  $x$  as the integer  $d = d'(x) + 2$ . Note that in this case  $x$  lies in  $d'(x) - 1$  triangles. A patch  $P$  is said to be *elliptic* if the degrees of all the points in  $P$  are not greater than 6, that is,  $d(x) \leq 6$  for all  $x \in P$ . For a patch  $P$ , we let  $\alpha_d = \alpha_d(P)$

denote the number of points of  $P$  of degree  $d$ . By using Euler's equation, we get

$$3\alpha_3 + 2\alpha_4 + \alpha_5 - \alpha_7 - 2\alpha_8 - \dots - (m-6)\alpha_m = 6$$

which gives us the equation

$$3\alpha_3 + 2\alpha_4 + \alpha_5 = 6$$

in the case when  $P$  is an elliptic patch. This latter equation has only seven possible nonnegative solutions, that is,

$$(\alpha_3, \alpha_4, \alpha_5) = (2, 0, 0); (0, 3, 0); (1, 1, 1); (1, 0, 3); (0, 2, 2); (0, 1, 4); (0, 0, 6).$$

We call the 3-tuple  $(\alpha_3, \alpha_4, \alpha_5)$  the *type* of the patch  $P$ .

The definition of patch first appeared in the literature in a paper by W. T. Tutte [9]. B. Grünbaum and T.S. Motzkin [5] implicitly used patches of type  $(2, 0, 0)$  to construct and classify triangulations of spheres of the type  $(4, 0, 0)$ .

In Section 2.1, we discuss patches of the type  $(2, 0, 0)$  and give a general formula for the number of points of degree 6. In Section 2.2, we discuss patches of the type  $(0, 3, 0)$  with some boundary conditions. We derive general formulas for the number of points of degree 6 of this type of patches and describe the structures of the patches with those boundary conditions. In Section 2.3, we construct certain patches of types  $(0, 2, 2)$ ,  $(0, 1, 4)$  and  $(0, 0, 6)$ . We then obtain further properties of patches of these types in Section 2.4 by using the classification of patches of the type  $(0, 3, 0)$  obtained in Section 2.2. In Section 2.5 we describe an enlargement process for constructing patches, which we call *generic patches*. We then use this construction method to construct patches of the type  $(1, 1, 1)$  in Section 2.6. In Section 2.7, the final section in Chapter 2, we give the construction of some well-known patches and some patches which are used in Chapter 3 (including some of the type  $(1, 0, 3)$ ).

In Chapter 3, we consider triangulations of spheres. The *degree* of a vertex  $x$  in a triangulation  $T$  of a sphere is the number of triangles  $\sigma_1, \sigma_2, \dots, \sigma_d$  which contain  $x$  and is denoted by  $d = d(x)$ . A triangulation  $T$  is said to be *elliptic* if it does not contain any point with degree greater than 6, that is,  $d(x) \leq 6$  for every  $x \in T$ . Again we use Euler's equation to get

$$3\alpha_3 + 2\alpha_4 + \alpha_5 - \alpha_7 - 2\alpha_8 - \dots - (m-6)\alpha_m = 12,$$

which reduces to

$$3\alpha_3 + 2\alpha_4 + \alpha_5 = 12$$

in the elliptic case. There are 19 nonnegative solutions  $(a_3, a_4, a_5)$  for this equation. As in Chapter 2, we call  $(a_3, a_4, a_5)$  the type of the triangulation  $T$ . It has been shown by Eberhard [3] that for each of the solution  $(a_3, a_4, a_5)$ , there exist a triangulation  $T$  and a nonnegative integer  $N = a_6 \geq 0$  with the property

$$(\alpha_3(T), \alpha_4(T), \alpha_5(T), \alpha_6(T)) = (a_3, a_4, a_5, a_6).$$

Our main contribution in Chapter 3 is to find, for each of the 19 types of triangulations, all possible values of  $N = a_6$ . A summary list of these 19 types and what is known about the possible values of  $N$  are given in the appendix of this thesis. We also describe in Chapter 3 various methods to construct elliptic spherical triangulations such as the mutant, productive and self-reproductive configurations, the fullering constructions and the glueing of patches method.

We remark here that some non-existence results on triangulations have been obtained by Grünbaum [4]. Eberhard [3] and Brückner [2] have determined the minimum values of  $N$  such that the triangulations of type  $(a_3, a_4, a_5, N)$  exist for each of the 19 nonnegative solutions  $(a_3, a_4, a_5)$ .

Other references that deal with related aspects of triangulations are Barnette [1], Kühnel and Lassmann [6], [7] and Negami [8].

## Chapter 2

# Triangulations of Discs (Patches)

Let  $P$  be a triangulation of the unit circle

$$D^2 = \{(s, t) \in \mathbb{R}^2 : s^2 + t^2 \leq 1\} \quad (2.1)$$

with boundary

$$S^1 = \{(s, t) \in \mathbb{R}^2 : s^2 + t^2 = 1\}. \quad (2.2)$$

$P$  will be called a *patch*. For any point  $x \in P$ , we define the *degree*  $d$  of  $x$  as follows: If the point  $x$  is in the interior  $Int(P)$  of the patch  $P$  (that is,  $x$  does not lie on the boundary of  $P$ ), then the number of triangles  $\sigma_1, \sigma_2, \dots, \sigma_d$  which contain  $x$  is denoted by  $d = d(x)$  and is called the degree of  $x$ . If the point  $x$  is not inside the patch but on the boundary of the patch  $P$ , that is,  $x \notin Int(P)$  and  $x \in P \cap S^1$  (denoted as  $x \in \partial P$ ), and  $x$  is incident with exactly  $d'(x)$  edges (including the two boundary edges), we define the degree of  $x$  as the integer  $d = d'(x) + 2$ . Note that in this case  $x$  lies in  $d'(x) - 1$  triangles. We can easily see that  $d \geq 3$  if  $x \in Int(P)$  and that  $d \geq 4$  if  $x \in \partial P$ . From now on the degree of a point  $x \in P$  will be written as  $d(x)$  or just  $d$ .

A patch  $P$  is said to be *elliptic* if the degree of all the points in  $P$  is not greater than 6, that is,  $d(x) \leq 6$  for all  $x \in P$ . Hereafter we use the word patch to refer to an elliptic patch unless otherwise stated.

Let  $\alpha_d$  be the number of points (lying on the boundary or not) of degree  $d$  in a patch  $P$ . That is,

$$\alpha_d(P) = \alpha_d = |\{x \in P : d(x) = d\}|. \quad (2.3)$$

The collection of the  $\alpha_d$  is called the parameters of  $P$ . In this case we obtain the equation

$$3\alpha_3 + 2\alpha_4 + \alpha_5 - \alpha_7 - 2\alpha_8 - \dots - (m-6)\alpha_m = 6. \quad (2.4)$$

This is a consequence of the fact that the given triangulation can be extended to a triangulation of a sphere  $T$  by adding a patch  $Q$ . That is,  $T = P \cup Q$  where  $Q$  is another patch with  $b+1$  points and boundary length  $b$  such that  $b$  points lie on the boundary of  $Q$  and the remaining one point is in the interior of  $Q$  with degree  $b$ . If  $\gamma_i$  denotes the corresponding parameter for this triangulation  $T$ , we have  $\gamma_5 = \alpha_5 + b$ ,  $\gamma_b = \alpha_b + 1$ ,  $\gamma_d = \alpha_d$  for  $d \neq 5, b$ . Hence by Euler's equation

$$\sum_{d \geq 3} (6-d)\gamma_d = 12,$$

we get

$$\sum_{d \geq 3} (6-d)\alpha_d + (6-b) \cdot 1 + b = 12,$$

that is,

$$\sum_{d \geq 3} (6-d)\alpha_d = 6$$

which gives us (2.4). In the particular case of an elliptic triangulation,  $d(x) \leq 6$  for all  $x \in P$  and there are only seven possible nonnegative solutions for (2.4):

$$\begin{aligned} (\alpha_3, \alpha_4, \alpha_5) = & (2, 0, 0); (0, 3, 0); (1, 1, 1); (1, 0, 3); (0, 2, 2); \\ & (0, 1, 4); (0, 0, 6). \end{aligned} \quad (2.5)$$

The 3-tuple  $(\alpha_3, \alpha_4, \alpha_5)$  in (2.5) will be called the *type* of the patch.

Let  $P$  be a patch with boundary length  $b$ , that is,  $b$  boundary edges. If we introduce one new point opposite (on the outside) to each edge of the boundary of  $P$  and connect these new points with each other and with the vertex points of the corresponding edges of  $P$ , we will get a strip of  $2b$  new triangles around the patch  $P$ . This strip of triangles is called a *belt* of  $P$ .

We note that if there exists a patch with  $b$  boundary points, with a given set of (nonnegative) parameters like  $(a_3, a_4, a_5, a_6)$ , then we can also get another patch with parameters  $(a_3, a_4, a_5, a_6 + b)$  by enlarging the first patch with a belt of points of degree six.

For each given number  $b \geq 3$  we may then ask for the list of 4-tuples  $(a_3, a_4, a_5, a_6)$  such that  $3a_3 + 2a_4 + a_5 = 6$ ,  $0 \leq a_6 \leq b$  and such that there exists a patch  $P$  with precisely  $b$  boundary points and an integer  $m \geq 0$  satisfying

$$(\alpha_3(P), \alpha_4(P), \alpha_5(P), \alpha_6(P)) = (a_3, a_4, a_5, a_6 + b \cdot m). \quad (2.6)$$

If such a 4-tuple of nonnegative integers exists, we shall denote it by  $(a_3, a_4, a_5, a_6)_b$ .

It is easy to see that the removal of all boundary points, and of all edges and triangles of the boundary points from a patch  $P$  gives another patch  $P'$ , or a 1-dimensional complex (that is, a graph), or a 0-dimensional complex (that is, just some points). The types of  $P$  and  $P'$  are not necessarily the same.

In what follows we use the usual terminology concerning patches. In particular, we write that  $\beta_k = m$  if there are precisely  $m$  points of degree  $k < 6$  on the boundary. We also say that a point  $x$  of degree  $k$  is *almost on the boundary* if  $x$  is not on the boundary, but is contained in a triangle which has an edge of the boundary. In other words, a point is almost on the boundary iff it lies opposite to a boundary edge.

We define the face numbers  $f_i(P)$  ( $i = 1, 2, 3$ ) for a given patch  $P$  as follows: Let  $f_1(P)$  be the number of points,  $f_2(P)$  the number of edges and  $f_3(P)$  the number of triangles for the given patch  $P$ . Let the parameters of  $P$  be  $(a_3, a_4, a_5, a_6)_b$  (that is,  $P$  has boundary length  $b$ ). Then we can get the following relations involving the face numbers of  $P$  and its parameters.

$$f_1(P) = a_3 + a_4 + a_5 + a_6, \quad (2.7)$$

$$f_2(P) = 3f_1(P) - (3 + b), \quad (2.8)$$

$$f_3(P) = 2f_1(P) - (2 + b). \quad (2.9)$$

**Lemma 2.0.1** *Let  $P$  be a patch with a boundary consisting of points of degree 6 only. Then the removal of all the boundary points, and of all the edges and triangles containing boundary points gives a new patch  $P'$  of the same type as  $P$ , or a graph, or just some points. If a patch  $P'$  is obtained, then the face numbers of  $P'$  satisfy*

$$f_1(P') = f_1(P) - b, \quad f_2(P') = f_2(P) - 3b, \quad f_3(P') = f_3(P) - 2b. \quad (2.10)$$



We say that  $P'$  is obtained from  $P$  by *peeling a belt* of length  $b$ .

## 2.1 Patches of Type $(2, 0, 0)$

We first discuss a case in which the peeling of a belt may result in a graph. This may happen in the case of type  $(2, 0, 0)$ , where a patch consists of a boundary of length  $b = 2k$  and of  $m = (k - 1) + 2kr$  points of degree 6, and two points of degree 3. Here  $k - 1$  points constitute a graph that forms a path of length  $k$  between the two points of degree 3. The other  $2kr$  vertex points of degree 6 are arranged in  $r$  belts of equal length around this path. It has been shown implicitly in [5] as a by-product of the classification of spherical triangulations of type  $(4, 0, 0, m)$  that each patch of type  $(2, 0, 0)$  has this form. In other words, for each patch of type  $(2, 0, 0)$  there exist two integers  $k \geq 2, r \geq 0$  such that the number of vertex points of degree 6 of the patch is  $m = 2kr + k - 1$ , and the length of the boundary of the patch is  $b = 2k$ . Hence the classification of patches of type  $(2, 0, 0)$  can essentially be deduced from the results in [5].

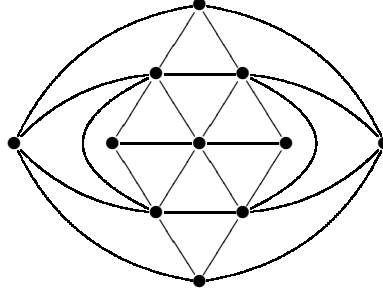


Figure 2.1: Patch of type  $(2, 0, 0, m)$  with  $m = 9, r = 2, k = 2$ .

## 2.2 Patches of Type $(0, 3, 0)$

In the following we assume that the patches under consideration have more than 6 vertex points, and have  $\beta_4 > 0$ .

If  $x_1$  is a vertex on the boundary of degree 4, then let  $x_1x_2x_3$  be the triangle containing  $x_1$ . Let  $x_4, x_5, x_6$  be three points of (graphical) distance 2 from

the vertex  $x_1$  such that  $x_2x_4x_5, x_2x_3x_5, x_3x_5x_6$  form triangles and assume that  $x_4x_6$  do not form an edge. We may construct a new patch  $P'$  by replacing the four triangles  $x_1x_2x_3, x_2x_4x_5, x_2x_3x_5, x_3x_5x_6$  by a single triangle  $x_4x_5x_6$  (see Figure 2.2). The patch  $P'$  satisfies

$$b' = b - 3, \quad \beta'_4 = \beta_4 - 1. \quad (2.11)$$

We will call the replacement of  $P$  by  $P'$  as *cutting the corner at  $x_1$* .

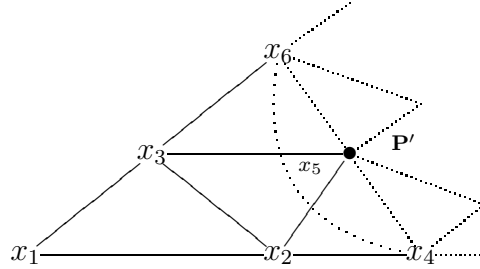


Figure 2.2: Cutting the corner at  $x_1$ .

If the patch is sufficiently large, it is clear that we can cut all (at most 3) corners until we obtain a new patch  $\tilde{P}$  with  $\beta_4 = 0$ . This means that all boundary points of  $\tilde{P}$  have degree 6. By peeling the belt around  $\tilde{P}$  we obtain a patch  $P_0$  that is also of type  $(0, 3, 0)$ .

In particular, if  $\beta_4 = 2$ , then there exists precisely one point  $q$  of degree 4 that is not on the boundary of  $P$ . From the fact that  $P$  has finitely many vertices, it is clear that there exists a minimal positive integer  $k > 0$  such that after cutting corners and peeling the resulting belts  $k$  times there will result a patch  $\tilde{P}$  which contains  $q$  on the boundary. In this case we say that  $q$  has distance  $k$  from the boundary. For the patches of type  $(0, 3, 0)$  with  $\beta_4 = 2$ , we write  $[0, 0, k]$  if the point of degree 4 that is not on the boundary has distance  $k$  from the boundary.

In the case when  $\beta_4 = 1$ , there exist precisely two points  $q, r$  of degree 4 that are not on the boundary of  $P$ . From the fact that  $P$  has finitely many vertices, it is clear that there exists a minimal positive integer  $l > 0$  such that after cutting corners and peeling the resulting belts  $l$  times there will result a patch  $\tilde{P}$  which contains (without loss of generality)  $q$  on the boundary, and both  $q, r$  not on the boundary after  $l - 1$  steps. In this case we say that  $q$  has distance  $l$  from the boundary. If  $r$  is also on the boundary after removing the  $l$  belts, we say that  $r$  also has distance  $l$  from the boundary. If  $r$  is not on the boundary after removing  $l$  belts, we use the previous case  $\beta_4 = 2$  to define the distance  $k$  of the point  $r$  from the boundary.

For the patches of type  $(0, 3, 0)$  with  $\beta_4 = 1$  and  $b$  boundary points, we write  $P[0, l, k]_b$  or just  $[0, l, k]$  if the two points of degree 4 that are not on the boundary have distance  $l$  and  $k$  from the boundary respectively. We will prove the following:

**Theorem 2.2.1** (i) *If there exists a patch with parameters  $(0, 3, 0, N)_b$ , with  $b$  boundary points, then the integer  $b$  is a multiple of three, that is,  $b = 3h$  for some integer  $h$ .*

(ii) *There exists a patch with parameters  $(0, 3, 0, N)_{3h}$  with  $\beta_4 = 3$  for all values of  $h \geq 1$  iff*

$$N = \binom{h+2}{2} - 3. \quad (2.12)$$

*The distance between any two of the three points of degree 4 on the boundary is equal to  $h$ .*

(iii) *There exists a patch with parameters  $(0, 3, 0, N)_{3h}$ ,  $\beta_4 = 2$  and of the form  $[0, 0, k]$  with  $h = k + l$  for all values of  $l > 0$  iff*

$$N = \binom{h+k+2}{2} - \binom{2k+1}{2} + \binom{k}{2} - 3. \quad (2.13)$$

*The lengths of the two boundary parts between the two points of degree 4 on the boundary are  $h + l$  and  $2h - l$ .*

(iv) *There exists a patch with parameters  $(0, 3, 0, N)_{3h}$  with  $\beta_4 = 1$  iff*

$$N = \binom{h+k+l+2}{2} - 3\binom{k+1}{2} - 3\binom{l+1}{2} - 3. \quad (2.14)$$

*This patch is of the form  $[0, l, k]$  where  $0 < l \leq k < h$ .*

First we show the existence of patches of the types mentioned in parts (ii), (iii) and (iv) of Theorem 2.2.1.

### 2.2.1 Construction of Patches $(0, 3, 0)$ with $\beta_4 = 1, 2, 3$ .

We first demonstrate that for each  $N$  of the form

$$N = \binom{h+2}{2} - 3,$$

there exists a patch with parameters  $(0, 3, 0, N)_b$  with  $b = 3h$ ,  $\beta_4 = 3$ .

This construction is obvious as a tessellation of an equilateral triangle by  $h$  layers of smaller equilateral triangles. This patch will be denoted by  $P_h = P_h[0, 0, 0]$  or  $P[0, 0, 0]_{3h}$ . For an example with  $N = 12$  (that is, of  $P_4 = P_4[0, 0, 0]$ ), see Figure 2.3.

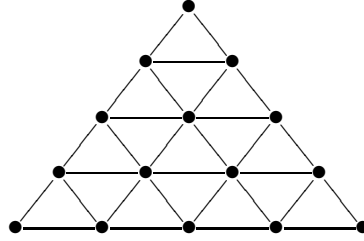


Figure 2.3: Patch  $P_4[0, 0, 0]$  of type  $(0, 3, 0, N)$  with  $N = 12$ ,  $\beta_4 = 3$ .

For each  $N$  of the form

$$N = \binom{h+k+2}{2} - \binom{2k+1}{2} + \binom{k}{2} - 3 \quad (0 < k < h),$$

we show that there exists a patch with parameters  $(0, 3, 0, N)_b$  of the form  $[0, 0, k]$  with  $b = 3h$ ,  $\beta_4 = 2$ . This patch will be denoted by  $P_{h-k}[0, 0, k]$  or just  $[0, 0, k]$ . We can construct this patch by using a truncation of the triangular tessellation  $P_h$  above. For  $0 < g \leq k$ , we may regard  $P_g[0, 0, 0]$  as a subtriangulation of  $P_k[0, 0, 0]$  by including it in such a way that one of the points of degree 4 in  $P_g$  and in  $P_k$  are identical. We then define the *truncated tessellation*  $Tr_g(P_k)$  as the remaining part of the triangulation, that is,

$$Tr_g(P_k) = P_k[0, 0, 0] \setminus P_g[0, 0, 0]. \quad (2.15)$$

The boundary edges of  $P_g[0, 0, 0]$  which are not boundary edges of  $P_k[0, 0, 0]$  will be called the *upper boundary* of  $Tr_g(P_k)$ . The part of the boundary of  $P_k$  consisting of the  $k$  edges on one straight line all not in  $P_g$  is called the *lower boundary* of  $Tr_g(P_k)$ . The two remaining parts of the boundary of  $Tr_g(P_k)$  are called the *left* and *right* edges of  $Tr_g(P_k)$  (see Figure 2.4).

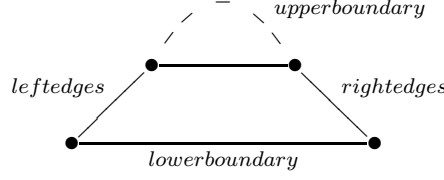


Figure 2.4: The Patch  $Tr_g(P_k)$ .

We now construct  $P_l[0, 0, k]$  where  $l = h - k \geq 2$  as the union of four portions. Let us denote the first portion, which consists of two disjoint but identical parts, and which are to be called *sediments*, by  $S_\alpha = Tr_{l-2}(P_{l-1})$  for  $\alpha = R, L$ . The second portion is the base  $B$  that is defined as  $B = Tr_{2l}(P_{2l+k})$ . The third portion, called the *core*, consists of only two triangles  $\Delta_1 \cup \Delta_2$  bordering a common edge. The last portion is called the *top*, and is defined to be a  $P_{l-2}$ . Then the construction is given by the union

$$P_l[0, 0, k] = B \cup S_R \cup S_L \cup (\Delta_1 \cup \Delta_2) \cup P_{l-2}.$$

Note that if  $l = 2$ , then  $S_R = S_L = P_1$  and  $P_l[0, 0, k] = B \cup S_R \cup S_L \cup (\Delta_1 \cup \Delta_2)$ .

The upper boundary of the base  $B$  is identified with the two lower boundaries of the sediments, but separated in the center by two boundary edges of  $\Delta_1$ . Two of the three boundary edges of the top  $P_{l-2}$  are identified with the upper boundaries of the sediments. Finally, the two remaining edges of the core are identified with the right-side edge of  $S_L$  and with the left-side edge of  $S_R$ .

We denote the subtriangulation consisting of the union of the last four pieces, that is,  $S_R \cup S_L \cup (\Delta_1 \cup \Delta_2) \cup P_{l-2}$  by

$$Q_l = S_R \cup S_L \cup (\Delta_1 \cup \Delta_2) \cup P_{l-2}. \quad (2.16)$$

In the case  $l = h - k = 1$ , we construct  $P_1[0, 0, k]$  by taking the base as  $B = Tr_2(P_{2+k})$  and the top as a triangle  $\Delta$  which connects the 3 points on the upper boundary of  $B$  so that  $P_1[0, 0, k] = B \cup \Delta$ .

Now let  $l \geq 1$ . The *lower boundary* of  $P_l[0, 0, k]$  is defined to be the lower boundary of its base  $B$ . The rest of the boundary of  $P_l[0, 0, k]$  is called the *upper boundary* of  $P_l[0, 0, k]$ .

It is not difficult to see that the length of the boundary of  $P_l[0, 0, k]$  is

$$(2l + k) + 2k + 2 + (l - 2) = 3(k + l) = 3h.$$

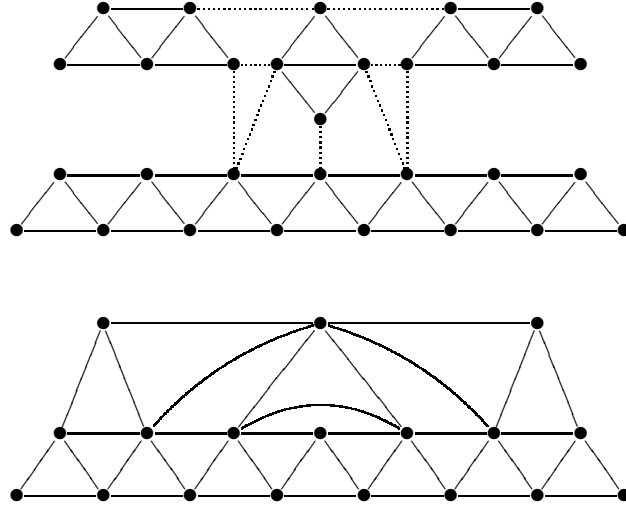


Figure 2.5: Identification of Base, Sediments and Core ( $k = 1$ )

We also note that the length of the upper boundary of  $P_l[0, 0, k]$  is  $h_{up} = 2k + l = 2h - l$ , and the length of the lower boundary of  $P_l[0, 0, k]$  is  $h_{low} = 2l + k = h + l$ .

It can be remarked that in this construction, the integer  $k$  has a geometric interpretation as the distance of the unique point of degree 4 inside the patch  $P_l[0, 0, k]$  to the lower boundary of the patch.

In order to verify the expression for the number of points of degree six

$$N = N(h, k) = \binom{h + k + 2}{2} - \binom{2k + 1}{2} + \binom{k}{2} - 3, \quad (2.17)$$

we use induction on both  $k$  and  $h$ . If  $k = 1$  and  $h = 2$ , then we will have the patch  $\{123, 145, 125, 256, 236, 367\}$  with  $N = 4$ . The right-hand side of (2.17) gives us  $\binom{5}{2} - \binom{3}{2} + \binom{1}{2} - 3 = 4$ , which agrees with  $N$ . Thus (2.17) (and so too (2.13)) is true for  $(h, k) = (2, 1)$ .

For the inductive step, we note that  $P_{l-1}[0, 0, k - 1]$  can be embedded in  $P_l[0, 0, k]$  and that

$$N(h, k) = N(h - 2, k - 1) + 3h, \quad (2.18)$$

since the boundary of  $P_l[0, 0, k]$  consists of  $3h$  points. On the other hand, we can compute using the right hand side of (2.17) that

$$\binom{h + k + 2}{2} - \binom{2k + 1}{2} + \binom{k}{2} - 3 \quad (2.19)$$

$$\begin{aligned}
&= \binom{h+k-1}{2} - \binom{2k-1}{2} + \binom{k-1}{2} - 3 \\
&\quad + (3h+3k) - (4k-1) + (k-1) \\
&= \binom{h+k-1}{2} - \binom{2k-1}{2} + \binom{k-1}{2} - 3 + 3h.
\end{aligned}$$

This verifies equation (2.17).

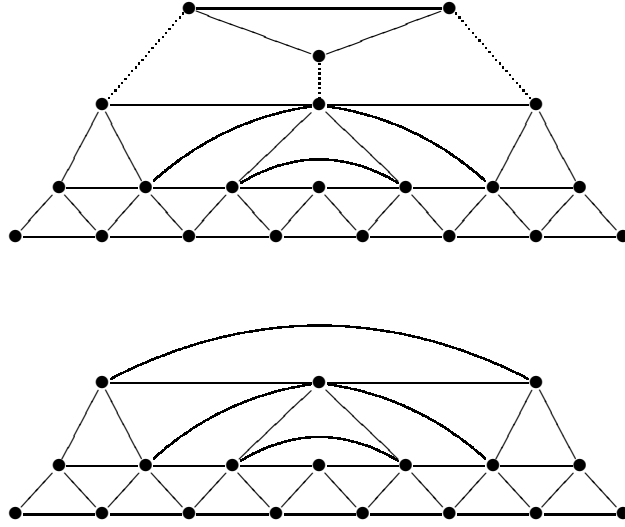


Figure 2.6: Identification of Top, Sediments and Core ( $k=1, l=3$ )

Assume that  $h > k \geq l > 0$ . Then for each  $N$  of the form

$$N = \binom{k+h+l+2}{2} - 3 \binom{k+1}{2} - 3 \binom{l+1}{2} - 3,$$

it can be shown that there exists a patch with parameters  $(0, 3, 0, N)_b$  with  $b = 3h$ ,  $\beta_4 = 1$  which is of the form  $[0, l, k]$ . For the construction we first assume that

$$l > \max\{2h - k - l, h + k - 2l\}. \quad (2.20)$$

In this case we assemble the patch  $P[0, l, k]_{3h}$  out of the following five parts:

$$C = P[0, 0, k-l]_{3(h-l)}; \quad A = P[0, 0, 0]_{3(2h-k-l)};$$

$$B = P[0, 0, 0]_{3(h+k-2l)}; \quad Q_l; \quad R[0, 0, 0]_{6l}.$$

Here  $R[0, 0, 0]_{6l}$  is given by cutting off two smaller triangles  $P[0, 0, 0]_{3(2l+k-2h)}$  and  $P[0, 0, 0]_{3(3l-k-h)}$  from the large triangle  $P[0, 0, 0]_{6l}$  at two corners of  $P[0, 0, 0]_{6l}$ . That is,

$$R[0, 0, 0]_{6l} := P[0, 0, 0]_{6l} \setminus (P[0, 0, 0]_{3(2l+k-2h)} \cup P[0, 0, 0]_{3(3l-k-h)}). \quad (2.21)$$

The boundary of the triangulation  $R[0, 0, 0]_{6l}$  consists of altogether five edges, three of which are derived from the original boundary of the triangle  $P[0, 0, 0]_{6l}$ , and the remaining two are new boundary edges. The part  $Q_l$  is as defined in (2.16).

The left-hand side of the boundary of  $C = P[0, 0, k-l]_{3(h-l)}$  is identified with one side of the triangle  $A = P[0, 0, 0]_{3(2h-k-l)}$ ; the right-hand side of the boundary of  $C$  is identified with one side of the triangle  $B = P[0, 0, 0]_{3(h+k-2l)}$ . The vertex of degree 4, that is, one of the meeting points of the left and right-hand side boundaries of  $C$  will be identified with the central point of degree 4 of  $Q_l$ . This point is also identified with one of the corners of the triangles  $A$  and  $B$ . Parts of the boundaries of  $A$  and  $B$  are identified with the inner parts of the boundaries of  $Q_l$ . This leaves three parts of the boundary of  $Q_l$  without identification, the top part which will be part of the boundary of the patch, and the two remaining inner parts  $Q \cap R$  (refer to Figure 2.7). The central piece of the boundary of  $R[0, 0, 0]_{6l}$  which is opposite to the corner point of degree four is identified with the union of the remaining two boundaries of the triangles  $A$  and  $B$ , namely,  $R \cap (A \cup B)$ . The two new boundary parts of  $R[0, 0, 0]_{6l}$  are identified with the remaining inner parts of the boundary of  $Q_l$  as  $Q \cap R$  (refer to Figure 2.7) and are easily seen to have the corresponding lengths  $2l + k - 2h$  and  $3l - k - h$ .

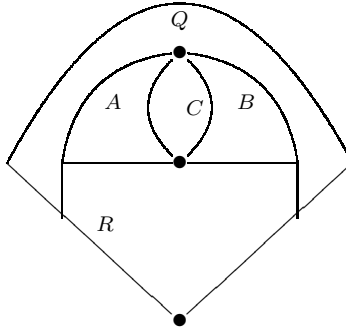


Figure 2.7: Identification of five parts



By using parts (ii) and (iii) of Theorem 2.2.1, the number of points of degree 6 of the parts  $C, A, B, Q, R$  can be seen to be as follows:

$$N_A = \binom{2h - k - l + 2}{2} - 3 \quad (2.22)$$

$$N_B = \binom{h + k - 2l + 2}{2} - 3 \quad (2.23)$$

$$N_C = \binom{(h - l) + (k - l) + 2}{2} - \binom{2k - 2l + 1}{2} + \binom{k - l}{2} - 3 \quad (2.24)$$

$$N_Q = \binom{2l + 2}{2} - \binom{2l + 1}{2} + \binom{l}{2} - 3 \quad (2.25)$$

$$N_R = \binom{2l + 2}{2} - \binom{2l + k - 2h + 1}{2} - \binom{3l - k - h + 1}{2} - 5 \quad (2.26)$$

Note that the number of interior points of degree 6 in  $A, B$  are  $N_A - 3(2h - k - l - 1)$ ,  $N_B - 3(h + k - 2l - 1)$ , respectively. The number of interior points of degree 6 in  $C$  is  $N_C - 3(h - l - 1)$  if  $k = l$  and  $N_C - (3h - 3l - 2)$  if  $k > l$ . The number of points of degree 6 in  $R$  except for those lying on the common boundary with  $Q, A, B$  is  $N_R - 2l + 3$  whereas the number of points of degree 6 in  $Q$  except for those lying on the common boundary with  $R, A, B$  is  $N_Q - 2(l - 1)$ . The number of points of degree 6 lying on each of the common boundaries of  $R, A, B, C, Q$  are as follows:

$$\begin{aligned} N_{(R \cap Q)_l} &= 2l + k - 2h + 1 \quad (\text{the left part of } R \cap Q), \\ N_{(R \cap Q)_r} &= 3l - k - h + 1 \quad (\text{the right part of } R \cap Q), \\ N_{(A \cap R) \setminus (R \cap Q)_l} &= 2h - k - l, \\ N_{(B \cap R) \setminus (A \cap R) \setminus (R \cap Q)_r} &= h + k - 2l - 1, \\ N_{(A \cap Q) \setminus (A \cap R)} &= 2h - k - l - 1, \\ N_{(B \cap Q) \setminus (A \cap Q) \setminus (B \cap R)} &= h + k - 2l - 1, \\ N_{(A \cap C) \setminus (A \cap Q) \setminus (A \cap R)} &= \begin{cases} 2h - k - l - 2, & \text{if } k = l \\ 2h - k - l - 1, & \text{if } k > l \end{cases}, \\ N_{(B \cap C) \setminus (B \cap Q) \setminus (B \cap R)} &= h + k - 2l - 1. \end{aligned}$$

Therefore the total number of points of degree 6 lying on the common boundaries is

$$\bar{N} = \begin{cases} 6h - 4l - 4, & \text{if } k = l \\ 6h - 4l - 3, & \text{if } k > l \end{cases}.$$

We also note that

$$\begin{aligned}
2N_A &= (2h - k - l + 2)(2h - k - l + 1) - 6 \\
&= 4h^2 + k^2 + l^2 - 4hk - 4hl + 2kl + 6h - 3k - 3l - 4, \\
2N_B &= (h + k - 2l + 2)(h + k - 2l + 1) - 6 \\
&= h^2 + k^2 + 4l^2 + 2hk - 4hl - 4kl + 3h + 3k - 6l - 4, \\
2N_C &= (h + k - 2l + 2)(h + k - 2l + 1) - (2k - 2l + 1)(2k - 2l) \\
&\quad + (k - l)(k - l - 1) - 6 \\
&= h^2 - 2k^2 + l^2 + 2hk - 4hl + 2kl + 3h - 3l - 4, \\
2N_Q &= (2l + 2)(2l + 1) - 2l(2l + 1) + l(l - 1) - 6 \\
&= l^2 + 3l - 4, \\
2N_R &= (2l + 2)(2l + 1) - (2l + k - 2h + 1)(2l + k - 2h) \\
&\quad - (3l - k - h + 1)(3l - k - h) - 10 \\
&= -5h^2 - 2k^2 - 9l^2 + 2hk + 14hl + 2kl + 3h + l - 8.
\end{aligned}$$

It follows that for  $k = l$ , the number of points of degree 6 in this construction is

$$\begin{aligned}
N &= (N_A - 3(2h - k - l - 1)) + (N_B - 3(h + k - 2l - 1)) \\
&\quad + (N_C - 3(h - l - 1)) + (N_R - 2l + 3) \\
&\quad + (N_Q - 2(l - 1)) + \bar{N} \\
&= \frac{1}{2}(h^2 - 2k^2 - 2l^2 + 2hk + 2hl + 2kl + 3h - 4).
\end{aligned}$$

If  $k > l$ , we also get the same  $N$ . Since

$$\begin{aligned}
&\binom{h + k + l + 2}{2} - 3\binom{k + 1}{2} - 3\binom{l + 1}{2} - 3 \\
&= \frac{1}{2}[(h^2 + hk + hl + h + hk + k^2 + kl + k + hl + kl + l^2 + l \\
&\quad + 2h + 2k + 2l + 2) - (3k^2 + 3k) - (3l^2 + 3l)] - 3 \\
&= \frac{1}{2}(h^2 - 2k^2 - 2l^2 + 2hk + 2hl + 2kl + 3h - 4),
\end{aligned}$$

we have the equality

$$N = \binom{h + k + l + 2}{2} - 3\binom{k + 1}{2} - 3\binom{l + 1}{2} - 3. \quad (2.27)$$

The various cases of smaller  $l$ , that is, those cases where (2.20) does not hold can be discussed in an analogous way.

### Some preliminaries for the proof of Theorem 2.2.1

We remark that for any patch  $P$  with an interior point  $q \in P$ , the distance of  $q$  to the boundary of  $P$  can be defined as the minimal number of triangles that are intersected by a topological path connecting  $q$  to the boundary of  $P$ .

If  $P$  is a patch such that all its boundary points have degree 6, with the exception of one point which has degree 4, then we may consider the union of all triangles which are incident with the boundary of  $P$ . This union of triangles, as depicted in Figure 2.8 will be referred to as a *belt* around the patch.

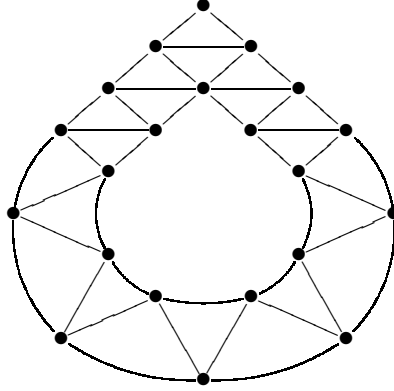


Figure 2.8: A belt around patch  $[o, l, k]$ .

The following is an immediate consequence of our definitions.

**Lemma 2.2.1** (i) *If the boundary of the patch  $P$  and the interior of all the triangles of a belt around  $P$  are removed, the remaining topological space is another (triangulated) patch  $P'$ .*

(ii) *If  $q$  is an interior point of a patch  $P$  which has distance  $k$  to the boundary, then the distance of  $q$  to the boundary of  $P'$  is  $k - 1$ .*

### 2.2.2 Proof of Theorem 2.2.1

**Proof of part (i):**

This is shown by induction on the number  $m = f_1(P)$  of points of the patch  $P$ . The theorem is true for  $m = 3, 6$  since the patches with  $m = 3, 6$  points where three of the points have degree 4 are easily seen to be unique.

Assume that  $P$  is a patch of type  $(0, 3, 0, m - 3)_b$  with  $m > 6$  points. From the description of the process of peeling the boundary, we may assume that the

boundary of the patch  $P$  contains a vertex point  $q$  of degree 4. Hence the point  $q$  has precisely two adjacent points  $x, y$  which are both on the boundary of  $P$ . It is clear that  $d(x) = 4$  or  $d(y) = 4$  implies that  $m = 3$ , which contradicts our assumption that  $m > 6$ . Since the type of  $P$  is  $(0, 3, 0)$ , it follows that  $d(x) = d(y) = 6$ . Obviously  $xy$  is an interior edge of  $P$ , which is contained in the triangle  $qxy$ , and so it must be contained in a second triangle  $xyz$ . Since  $d(x) = d(y) = 6$ , it follows that the edges  $xz, yz$  are interior edges. There exist two further points  $x', y'$  such that  $xx', yy'$  are boundary edges, which are then contained in the triangles  $xx'z, yy'z$  respectively.

If the degree of  $z$  is  $d(z) = 4$ , then clearly  $x'y'$  must be an edge on the boundary, and  $x'y'z$  must be a triangle. This implies that  $d(x') = d(y') = 5$ ; a contradiction. Since  $P$  has parameters  $(0, 3, 0, m - 3)$ , it follows that  $d(z) = 6$ . This implies that  $x'$  and  $y'$  do not form an edge, and hence  $x'y'z$  is not a triangle.

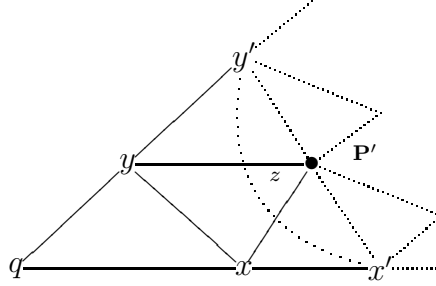


Figure 2.9: Cutting the corner at  $q$ .

By cutting the corner at  $q$ , as explained in Section 2.9 (see Figure ??), we replace the four triangles  $qxy, xx'z, yy'z, xyz$  by a single triangle  $x'y'z$ , thereby removing the three points  $q, x, y$  and obtaining a patch  $P'$  which has  $d(z) = 4$ . Note that in  $P'$  the points  $x', y'$  are boundary points, but  $z$  is an interior point. Observe that the number of points, and the length of the boundaries of  $P$  and  $P'$  are related by the equations:

$$b' = b - 3, \quad m' = m - 3. \quad (2.28)$$

Since the number of vertex points of  $P'$  is  $m' = m - 3 < m$ , it follows from the hypothesis of the induction that the length of the boundary  $b'$  of the patch  $P'$  is a multiple of 3, that is,  $b' = 3h'$  for some positive integer  $h'$ . By (2.28) we see that the number  $b = 3 + 3h' = 3(h' + 1)$  is also a multiple of 3. This proves the first part of the theorem.

The existence of patches of the types mentioned in parts (ii), (iii) and (iv) of Theorem 2.2.1 have already been shown in Section 2.2.1. We are thus left with the task of showing the necessity part.

**Proof of part (ii):**

We prove the necessity part of part (ii) by induction on the boundary length  $b = 3h$ . The statement (ii) is clearly true for  $h = 1$ , since the only patch with boundary length 3 is a triangle.

Assume that the statement (ii) is true for any  $h' < h$ . Let  $P$  be a patch with parameters  $(0, 3, 0, N)_{3h}$  with  $\beta_4 = 3$ , so that the boundary length is  $3h > 1$ .

Take any pair  $x, y$  of the three boundary points of degree 4, and consider that part of the boundary between them which does not contain the third point of degree 4. Assume that  $h_1$  is the length of this part of the boundary, which means that that part of the boundary has  $h_1$  edges and  $h_1 + 1$  vertex points. The lengths of the other two parts of the boundary between the points of degree four are denoted by  $h_2, h_3$ . Hence the overall length of the boundary of the given patch is  $b = h_1 + h_2 + h_3$ . By assumption, all inner points on this boundary (that is, the points on the boundary other than the three of degree 4) as well as the points inside the patch at distance one from this boundary part must have degree 6. The segment  $x'y'$  connecting the  $h_1$  points of degree six which are of distance one from the boundary part of length  $h_1$  separates the boundary from the rest of the triangle, and the area between the boundary and this segment consists of a strip of  $2h_1 - 1$  triangles (refer to Figure 2.10).

By removing this strip from the patch, we obtain a smaller patch  $P'$  which has three boundary segments of lengths  $h_1 - 1, h_2 - 1, h_3 - 1$ , and also contains three boundary points of degree 4 on its boundary, namely, the third original boundary point, and the two end points  $x', y'$ . Hence the overall length of the boundary of  $P'$  is (using part (i))

$$3h' = (h_1 - 1) + (h_2 - 1) + (h_3 - 1) = h_1 + h_2 + h_3 - 3 = b - 3.$$

By the inductive assumption, we have that

$$h_1 - 1 = h_2 - 1 = h_3 - 1,$$

and hence  $h_1 = h_2 = h_3$ . We denote this common quantity by  $h = h_i$ .

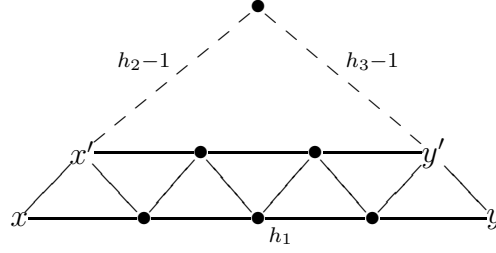


Figure 2.10: A strip of  $2h_1 - 1$  triangles

Again by the inductive assumption, we see that for the patch  $P'$  with parameters  $(0, 3, 0, N')_{3h'}$ , we get for  $N'$  the equation

$$N' = \binom{(h-1)+2}{2} - 3.$$

Hence the total number of vertex points of degree 6 in  $P$  is

$$N = N' + (h_1 + 1) = \binom{(h-1)+2}{2} - 3 + h + 1 = \binom{h+2}{2} - 3.$$

This completes the proof of part (ii).

### Proof of part (iii):

For the proof of (iii) we use induction on the integer  $l > 0$ . We may assume throughout that  $k > 0$ . That is, one of the points of degree four is not on the boundary of the patch. Let  $x, y$  be the two boundary points of degree four, and assume that  $h_l, h_u$  are the lengths of the two boundary parts between  $x$  and  $y$ , that is, the number of edges of the two parts of the boundary between  $x$  and  $y$ . The triangles which are next to the boundary form a strip (refer to Figure 2.11) consisting of  $2h_l - 1$  or  $2h_u - 1$  triangles. After removing one of these strips from the patch, we get another patch of the kind  $[0, 0, k]$  or  $[0, 0, k-1]$ , depending on which strip is removed. We choose the notation in such a way that removing the boundary segment with  $h_l$  edges gives rise to the remaining patch  $P'$  of the form  $[0, 0, k]$ . In this case we get two new points  $x', y'$  on the boundary of  $P'$ , which are of degree four. It is clear that removing the strip reduces the total boundary length by 3, hence we have  $b' = b - 3$ , that is,  $h' = h - 1$ . From  $k' = k$  it follows that  $l' = l - 1$ . Note that by the induction assumption of (iii), we get  $h'_l = 2h' - l' = 2h - 2 - l + 1 = 2h - l - 1$ . From Figure 2.11 we

easily infer that  $h_l = h'_l + 1$ , that is, we have  $h_l = 2h - l = h + k$ . Clearly, this implies that  $h_u = 3h - h_l = h + l$ . Now we may use the inductive assumption for the formula on the number  $N'$  to complete the proof, remembering that in the original patch, the points  $x', y'$  have degree 6 whereas the points  $x, y$  have degree 4. Then

$$\begin{aligned}
N &= (h_l + 1) + N' \\
&= (h_l + 1) + \binom{h' + k' + 2}{2} - \binom{2k' + 1}{2} + \binom{k'}{2} - 3 \\
&= (h + k + 1) + \binom{(h - 1) + k + 2}{2} - \binom{2k + 1}{2} + \binom{k}{2} - 3 \\
&= \binom{h + k + 2}{2} - \binom{2k + 1}{2} + \binom{k}{2} - 3.
\end{aligned}$$

This completes the proof of part (iii).

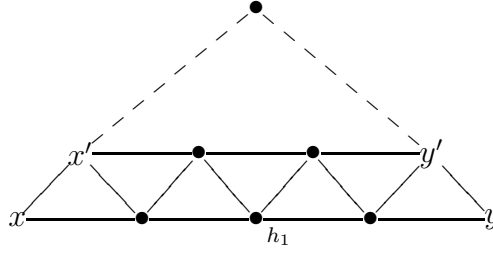


Figure 2.11: A strip of triangles.

#### Proof of part (iv):

Again we use induction on  $l > 0$ . Let  $P$  be a patch with parameters  $(0, 3, 0, N)_{3h}$  with  $\beta_4 = 1$  and of the form  $[0, l, k]$  where  $0 < l \leq k < h$ . If we remove all triangles which are incident with the boundary from  $P$ , then we obtain a belt (refer to Figure 2.8) consisting of  $2b - 3$  triangles. Removing this belt from  $P$ , we obtain another patch  $P'$  of the form  $[0, l - 1, k - 1]$  which is easily seen to have the boundary length  $b' = b - 3$ .

By the induction assumption we have that the number of points of degree 6 in  $P'$  is

$$N' = \binom{h' + k' + l' + 2}{2} - 3 \binom{k' + 1}{2} - 3 \binom{l' + 1}{2} - 3.$$

Note that  $h' = h - 1, l' = l - 1, k' = k - 1$ . Taking into consideration the fact that the boundary of  $P$  has one point of degree 4 and all other points of degree 6, we obtain for the total number of points of degree 6 in  $P$  the expression

$$\begin{aligned}
N &= (N' + 1) + (b - 1) \\
&= N' + 3h \\
&= 3h + \binom{h' + k' + l' + 2}{2} - 3\binom{k' + 1}{2} - 3\binom{l' + 1}{2} - 3 \\
&= 3h + \binom{h + k + l - 1}{2} - 3\binom{k}{2} - 3\binom{l}{2} - 3 \\
&= \binom{h + k + l + 2}{2} - 3\binom{k + 1}{2} - 3\binom{l + 1}{2} - 3
\end{aligned}$$

This completes the proof of (iv).

## 2.3 Construction of certain patches of types $(0, 2, 2), (0, 1, 4), (0, 0, 6)$

As a consequence of the above constructions, we can also construct certain patches of types  $(0, 2, 2), (0, 1, 4)$  and  $(0, 0, 6)$ . As defined earlier on, we let  $\beta_5$  be the number of points of degree 5 which are on the boundary. In this section we only consider the following kinds of patches:

- (i)  $(0, 2, 2)$  with  $\beta_5 = 2$ ;
- (ii)  $(0, 1, 4)$  with  $\beta_5 = 4$ ;
- (iii)  $(0, 0, 6)$  with  $\beta_5 = 6$ .

### 2.3.1 Type (1): $(0, 2, 2, N)_{b'}$ with $\beta_5 = 2$ and $\beta_4 = 2$ .

We can construct this type from patches with parameters  $(0, 3, 0, \bar{N})_{3h}$ , with  $\beta_4 = 3$ , of type  $P_h[0, 0, 0]$ . Here we take a patch of type  $P_h[0, 0, 0]$ , remove a subpatch of type  $P_{c-1}[0, 0, 0]$  ( $2 \leq c \leq h$ ) which contains one of the boundary points of degree four, and take the topological closure to obtain a new patch  $P'$  of type  $(0, 2, 2)$ . The edge-distance between the two boundary points of degree five in  $P'$  is  $c - 1$ , and the edge-distance between a boundary point of degree four and one of degree five is  $h - c + 1$ . The length of the boundary of



$P'$  is  $b' = (c - 1) + 2(h - c + 1) + h = 3h - c + 1$ . By Theorem 2.2.1(ii), the number of vertex points of degree 6 in  $P_h[0, 0, 0]$  and  $P_{c-1}[0, 0, 0]$  are

$$\bar{N} = \binom{h+2}{2} - 3$$

and

$$N_{c-1} = \binom{(c-1)+2}{2} - 3 = \binom{c+1}{2} - 3,$$

respectively. Therefore the number of vertex points of degree 6 in  $P'$  is

$$N = \bar{N} - N_{c-1} + (c - 2) - 2 = \binom{h+2}{2} - \binom{c}{2} - 4.$$

### 2.3.2 Type (2): $(0, 2, 2, N)_{b'}$ with $\beta_5 = 2$ and $\beta_4 = 1$ .

We can construct this type from the patch with parameters  $(0, 3, 0, \bar{N})_{3h}$ , with  $\beta_4 = 2$ , of type  $[0, 0, k]$ . Here we take a patch of type  $P_{h-k}[0, 0, k]$ , remove a subpatch of type  $P_{c-1}[0, 0, 0]$  ( $c \leq h - k + 1$ ) which contains one of the boundary points of degree four, and take the topological closure to obtain a new patch  $P'$  of type  $(0, 2, 2)$ . Here  $c - 1$  is the number of edges on the boundary between the boundary point of degree four on  $P_{h-k}[0, 0, k]$  and (either of) the boundary points of degree five of the new patch  $P'$ . The length of the boundary of  $P'$  is  $b' = 3h - c + 1$ . The edge-distance between the two boundary points of degree five is  $c - 1$ . By Theorem 2.2.1, the number of vertex points of degree 6 in  $P_{h-k}[0, 0, k]$  and  $P_{c-1}[0, 0, 0]$  are

$$\bar{N} = \binom{h+k+2}{2} - \binom{2k+1}{2} + \binom{k}{2} - 3$$

and

$$N_{c-1} = \binom{(c-1)+2}{2} - 3 = \binom{c+1}{2} - 3,$$

respectively. Therefore the number of vertex points of degree 6 in  $P'$  is

$$\begin{aligned} N &= \bar{N} - N_{c-1} + (c - 2) - 2 \\ &= \binom{h+k+2}{2} - \binom{2k+1}{2} + \binom{k}{2} - \binom{c}{2} - 4. \end{aligned}$$

### 2.3.3 Type (3): $(0, 2, 2, N)_{b'}$ with $\beta_5 = 2$ and $\beta_4 = 0$ .

We can construct this type from the patch with parameters  $(0, 3, 0, \bar{N})_{3h}$ , with  $\beta_4 = 1$ , of type  $[0, l, k]$ . Here we take a patch of type  $P[0, l, k]_{3h}$ , remove a subpatch of type  $P_{c-1}[0, 0, 0]$  ( $c \leq h+1$ ) which contains one of the boundary points of degree four, and take the topological closure to obtain a new patch  $P'$  of type  $(0, 2, 2)$ . Here  $c-1$  is the number of edges on the boundary between the boundary point of degree four on  $P[0, l, k]_{3h}$  and (either of) the boundary points of degree five of the new patch  $P'$ . The length of the boundary of  $P'$  is  $b' = 3h - c + 1$ . The edge-distance between the two boundary points of degree five is  $c-1$ . By Theorem 2.2.1, the number of vertex points of degree 6 in  $P[0, l, k]_{3h}$  and  $P_{c-1}[0, 0, 0]$  are

$$\bar{N} = \binom{h+k+l+2}{2} - 3\binom{k+1}{2} - 3\binom{l+1}{2} - 3$$

and

$$N_{c-1} = \binom{c+1}{2} - 3,$$

respectively. Therefore the number of vertex points of degree 6 in  $P'$  is

$$\begin{aligned} N &= \bar{N} - N_{c-1} + (c-2) - 2 \\ &= \binom{h+k+l+2}{2} - 3\binom{k+1}{2} - 3\binom{l+1}{2} - \binom{c}{2} - 4. \end{aligned}$$

### 2.3.4 Type (4): $(0, 1, 4, N)_{b'}$ with $\beta_5 = 4$ and $\beta_4 = 1$ .

We can construct this type from patches with parameters  $(0, 3, 0, \bar{N})_{3h}$ , with  $\beta_4 = 3$ , of type  $P_h[0, 0, 0]$ . Here we take a patch of type  $P_h[0, 0, 0]$ , remove two subpatches of types  $P_{c_1-1}[0, 0, 0]$ ,  $P_{c_2-1}[0, 0, 0]$ , each of which contains a boundary point of  $P_h[0, 0, 0]$  of degree four, and take the topological closure to obtain a new patch  $P'$  of type  $(0, 1, 4)$ . Clearly we must have  $(c_1 - 1) + (c_2 - 1) < h$ . By Theorem 2.2.1(ii), the number of vertex points of degree 6 in  $P_h[0, 0, 0]$ ,  $P_{c_1-1}[0, 0, 0]$  and  $P_{c_2-1}[0, 0, 0]$  are

$$\bar{N} = \binom{h+2}{2} - 3,$$

$$N_{c_1-1} = \binom{(c_1-1)+2}{2} - 3 = \binom{c_1+1}{2} - 3$$

and

$$N_{c_2-1} = \binom{(c_2-1)+2}{2} - 3 = \binom{c_2+1}{2} - 3,$$

respectively. Therefore the number of vertex points of degree 6 in  $P'$  is

$$\begin{aligned} N &= \bar{N} - N_{c_1-1} - N_{c_2-1} + (c_1 - 2) - 2 + (c_2 - 2) - 2 \\ &= \binom{h+2}{2} - \binom{c_1}{2} - \binom{c_2}{2} - 5. \end{aligned}$$

Note that in the case  $c_1 + c_2 - 2 = h$ , there is another kind of patch of type  $(0, 2, 2)$ . This will be discussed below as type (7).

### 2.3.5 Type (5): $(0, 1, 4, N)_{b'}$ with $\beta_5 = 4$ and $\beta_4 = 0$ .

We can construct this type from patches with parameters  $(0, 3, 0, \bar{N})_{3h}$ , with  $\beta_4 = 2$ , of type  $[0, 0, k]$ . Here we take a patch of type  $P_{h-k}[0, 0, k]$ , remove two subpatches of types  $P_{c_1-1}[0, 0, 0]$  and  $P_{c_2-1}[0, 0, 0]$ , each of which contains one of the boundary points of  $P_{h-k}[0, 0, k]$  of degree four, and take the topological closure to obtain a new patch  $P'$  of type  $(0, 1, 4)$ . Clearly we must have  $(c_1 - 1) + (c_2 - 1) < h$ . By Theorem 2.2.1, the number of vertex points of degree 6 in  $P_{h-k}[0, 0, k]$ ,  $P_{c_1-1}[0, 0, 0]$  and  $P_{c_2-1}[0, 0, 0]$  are

$$\bar{N} = \binom{h+k+2}{2} - \binom{2k+1}{2} + \binom{k}{2} - 3,$$

$$N_{c_1-1} = \binom{(c_1-1)+2}{2} - 3 = \binom{c_1+1}{2} - 3$$

and

$$N_{c_2-1} = \binom{(c_2-1)+2}{2} - 3 = \binom{c_2+1}{2} - 3,$$

respectively. Therefore the number of vertex points of degree 6 in  $P'$  is

$$\begin{aligned} N &= \bar{N} - N_{c_1-1} - N_{c_2-1} + (c_1 - 2) - 2 + (c_2 - 2) - 2 \\ &= \binom{h+k+2}{2} - \binom{2k+1}{2} + \binom{k}{2} - \binom{c_1}{2} - \binom{c_2}{2} - 5. \end{aligned}$$

### 2.3.6 Type (6): $(0, 0, 6, N)_{b'}$ with $\beta_5 = 6$ and $\beta_4 = 0$ .

We can construct this type from patches with parameters  $(0, 3, 0, \bar{N})_{3h}$ , with  $\beta_4 = 3$ , of type  $P_h[0, 0, 0]$ . Here we take a patch of type  $P_h[0, 0, 0]$ , remove three subpatches of type  $P_{c_1-1}[0, 0, 0]$ ,  $P_{c_2-1}[0, 0, 0]$ ,  $P_{c_3-1}[0, 0, 0]$ , each of which contains one of the boundary points  $P_h[0, 0, 0]$  of degree four, and take the topological closure to obtain a new patch  $P'$  of type  $(0, 6, 6)$ . Clearly we must have  $c_1 + c_2 - 2 < h$ ,  $c_1 + c_3 - 2 < h$ ,  $c_2 + c_3 - 2 < h$ . By Theorem 2.2.1, the number of vertex points of degree 6 in  $P_h[0, 0, k]$ ,  $P_{c_1-1}[0, 0, 0]$ ,  $P_{c_2-1}[0, 0, 0]$  and  $P_{c_3-1}[0, 0, 0]$  are

$$\bar{N} = \binom{h+2}{2} - 3,$$

$$N_{c_1-1} = \binom{(c_1-1)+2}{2} - 3 = \binom{c_1+1}{2} - 3,$$

$$N_{c_2-1} = \binom{(c_2-1)+2}{2} - 3 = \binom{c_2+1}{2} - 3,$$

and

$$N_{c_3-1} = \binom{(c_3-1)+2}{2} - 3 = \binom{c_3+1}{2} - 3,$$

respectively. Therefore the number of vertex points of degree 6 in  $P'$  is

$$\begin{aligned} N &= \bar{N} - N_{c_1-1} - N_{c_2-1} - N_{c_3-1} + (c_1 - 2) - 2 + (c_2 - 2) - 2 \\ &\quad + (c_3 - 2) - 2 \\ &= \binom{h+2}{2} - \binom{c_1}{2} - \binom{c_2}{2} - \binom{c_3}{2} - 6. \end{aligned}$$

### 2.3.7 Type (7): $(0, 2, 2, N)_{b'}$ with $\beta_5 = 2$ and $\beta_4 = 2$ .

In contrast to type (1), the boundary points of degree 4 and 5 are arranged in cyclic order at the corners as 4, 5, 4, 5.

This type can be constructed by glueing  $u$  *reduced strips* (refer to Figure 2.12) consisting of  $2v$  triangles.

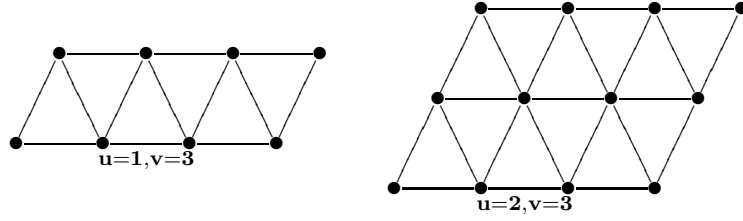


Figure 2.12: Patch with corner points 4, 5, 4, 5

## 2.4 Some applications towards the classification of patches

We first consider patches of Type (1), that is,  $(0, 2, 2, m)_b$  with  $\beta_5 = 2$  and  $\beta_4 = 2$ . Let us additionally assume that the four boundary points of degree less than six are arranged in cyclic order such that the two points of degree 4 precede the two points of degree 5 (refer to Figure 2.13).

Let us choose positive integers  $s, t, c, h$  such that the two points of degree 5 are the end points of a boundary string of  $c - 1$  edges, and such that the two points of degree 4 are the end points of a string of  $h$  edges. Let us assume that the remaining two pieces of the boundary between the two pairs of points of degrees 4 and 5 have lengths  $s$  and  $t$  (refer to Figure 2.13).

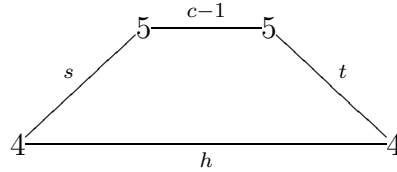


Figure 2.13: Patch with corner points 4, 4, 5, 5.

**Theorem 2.4.1** *Under the assumptions on a patch  $P$  with arrangement of boundary points 4, 4, 5, 5, and lengths as in Figure 2.13 (as stated in the previous paragraph), we have the following:*

- (i)  $s = t$ ;
- (ii)  $c - 1 + s = h$ ;
- (iii)  $h \geq c$ ;

(iv) The number  $N$  of vertex points of degree 6 of the patch  $P$  is given as

$$N = \binom{h+2}{2} - \binom{c}{2} - 4. \quad (2.29)$$

Proof: We take the union of the patch  $P$  and another patch  $Q$  of type  $P_{c-1}[0,0,0]$  in such a way that one of the boundary segments between two points of degree 4 of  $Q$  is identified with the boundary segment of  $P$  that lies between the two points of degree 5.

The result of this identification is one patch  $R = P \cup Q$  which has precisely three boundary points of degree 4 and no other vertex points of degree different from 6. From the construction of  $R$  we see that the three boundary segments between the boundary points of degree 4 have lengths  $s + c - 1$ ,  $t + c - 1$  and  $h$ , respectively.

Now we may apply part (ii) of Theorem 2.2.1 to the patch  $R$ . It follows that the lengths of the three boundary segments between the points of degree 4 are all equal, which means that  $h = s + c - 1 = t + c - 1$ . This proves (i) and (ii). Part (iii) follows since  $s, t > 0$ . In the identification of  $R = P \cup Q$  we observe that the two boundary points of degree 5 of  $P$  and two of the three boundary points of degree 4 of  $Q$  are identified, and become in  $R$  boundary points of degree 6. By taking proper account of this fact we see that for the numbers of points of degree 6 of the relevant patches,

$$N_R = N_P + N_Q - (c - 2) + 2. \quad (2.30)$$

By (2.12) we get

$$\begin{aligned} N_R &= \binom{h+2}{2} - 3, \\ N_Q &= \binom{(c-1)+2}{2} - 3. \end{aligned}$$

Hence from (2.30)

$$\begin{aligned} N_P &= N_R - N_Q + c - 4 \\ &= \left[ \binom{h+2}{2} - 3 \right] - \left[ \binom{c+1}{2} - 3 \right] + c - 4 \\ &= \binom{h+2}{2} - \binom{c}{2} - 4, \end{aligned}$$

and the formula (2.29) follows. This completes the proof of Theorem 2.4.1.

In the case of Type (2), that is,  $(0, 2, 2, m)_b$  with  $\beta_5 = 2$  and  $\beta_4 = 1$ , let us choose positive integers  $s, t, c$  such that the two points of degree 5 are the end points of a boundary string of  $c - 1$  edges and such that the boundary point of degree 4 is one end point of two strings of  $s, t$  edges with second endpoint of degree 5 (refer to Figure 2.14).

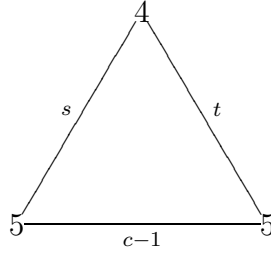


Figure 2.14: Patch with boundary points 4, 5, 5

**Theorem 2.4.2** *Under the assumptions on a patch  $P$  of type  $(0, 2, 2, m)_b$  with the lengths of the boundary segments as in Figure 2.14 (as stated in the previous paragraph), we have the following:*

- (i)  $s + t + 2(c - 1), 2s - t + (c - 1), 2t - s + (c - 1)$  are multiples of 3;
- (ii) There exist integers  $h, k, l$  such that

$$h = \frac{1}{3}(s + t + 2(c - 1)), \quad (2.31)$$

$$k = \frac{1}{3}(2s - t + (c - 1)), \quad (2.32)$$

$$l = \frac{1}{3}(2t - s + (c - 1)), \quad (2.33)$$

and such that the patch  $P$  has precisely

$$N = \binom{h + k + 2}{2} - \binom{2k + 1}{2} + \binom{k}{2} - \binom{c}{2} - 4 \quad (2.34)$$

vertex points of degree 6.

Proof: We take the union of the patch  $P$  and another patch  $Q$  of type  $P_{c-1}[0, 0, 0]$  in such a way that one of the boundary segments between two

points of degree 4 of  $Q$  is identified with the boundary segment of  $P$  that lies between the two points of degree 5.

The result of this identification is one patch  $R = P \cup Q$  which has precisely two boundary points of degree 4, and it contains precisely one point of degree 4 in its interior, since by assumption  $P \subset R$  is of type  $(0, 2, 2, m)$ . Hence  $R$  is a patch of type  $(0, 3, 0)$  with  $\beta_4 = 2$ . We see that the total length of the boundary of  $R$  is  $s + t + 2(c - 1)$ . By Theorem 2.2.1(i) it follows that this boundary length is a multiple of 3. From

$$\begin{aligned} 2t - s + (c - 1) &= 3(t + c - 1) - (s + t + 2(c - 1)), \\ 2s - t + (c - 1) &= 3(s + c - 1) - (s + t + 2(c - 1)), \end{aligned}$$

it follows that the other two integers  $2t - s + (c - 1), 2s - t + (c - 1)$  are also multiples of 3.

In the identification of  $R = P \cup Q$  we observe that the two boundary points of degree 5 of  $P$  and two of the three boundary points of degree 4 of  $Q$  are identified, and become in  $R$  boundary points of degree 6. By taking proper account of this fact we see that for the numbers of points of degree 6 of the relevant patches,

$$N_R = N_P + N_Q - (c - 2) + 2. \quad (2.35)$$

By referring to Figure 2.14 we see that the lengths of the two boundary segments between the two boundary points of degree 4 are given as  $s + c - 1$  and  $t + c - 1$ . By using part (iii) of Theorem 2.2.1 we may take

$$\begin{aligned} h + l &= t + c - 1, \\ 2h - l &= s + c - 1. \end{aligned}$$

By adding these two equations we see that  $3h = s + t + 2(c - 1)$ . By subtracting the second equation from twice the first we have that  $3l = 2t - s + c - 1$ . From the fact that  $k + l = h$  (by Theorem 2.2.1(iii)), we have

$$k = \frac{1}{3}(2s - t + c - 1). \quad (2.36)$$

By (2.13) we get

$$N_R = \binom{h + k + 2}{2} - \binom{2k + 1}{2} + \binom{k}{2} - 3,$$



and by (2.12) we have

$$N_Q = \binom{(c-1)+2}{2} - 3.$$

Hence from (2.35)

$$\begin{aligned} N_P &= N_R - N_Q + c - 4 \\ &= \left[ \binom{h+k+2}{2} - \binom{2k+1}{2} + \binom{k}{2} - 3 \right] \\ &\quad - \left[ \binom{c+1}{2} - 3 \right] + c - 4 \\ &= \binom{h+k+2}{2} - \binom{2k+1}{2} + \binom{k}{2} - \binom{c}{2} - 4, \end{aligned}$$

and the formula (2.34) follows. This completes the proof of Theorem 2.4.2.

In the case of Type (3), that is,  $(0, 2, 2, m)_{b'}$  with  $\beta_5 = 2$  and  $\beta_4 = 0$ , let us choose positive integers  $s, c$  such that the two points of degree 5 are the end points of two boundary strings with  $c-1$  and  $s$  edges (refer to Figure 2.15).

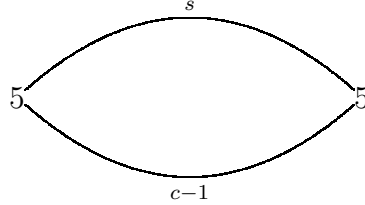


Figure 2.15: Boundary of a patch with two boundary points of degree 5

**Theorem 2.4.3** *Under the assumptions on a patch  $P$  of type  $(0, 2, 2, m)_{b'}$  with the lengths of the boundary segments as in Figure 2.15 (as stated in the previous paragraph), we have the following:*

- (i)  $s + 2(c-1), 2s + (c-1)$  are multiples of 3;
- (ii) There exist integers  $h, k, l$  such that

$$h = \frac{1}{3}(s + 2(c-1)) \tag{2.37}$$

and such that the patch  $P$  has precisely

$$N = \binom{h+k+l+2}{2} - 3\binom{k+l}{2} - 3\binom{l+1}{2} - \binom{c}{2} - 4 \quad (2.38)$$

vertex points of degree 6.

Proof: We take the union of the patch  $P$  and another patch  $Q$  of type  $P_{c-1}[0, 0, 0]$  in such a way that one of the boundary segments between two points of degree 4 of  $Q$  is identified with the boundary segment of  $P$  that lies between the two points of degree 5 that contains  $c - 1$  edges.

The result of this identification is one patch  $R = P \cup Q$  which has precisely one boundary point of degree 4, and it contains precisely two points of degree 4 in its interior, since by assumption  $P \subset R$  is of type  $(0, 2, 2, m)$ . Hence  $R$  is a patch of type  $(0, 3, 0)$  with  $\beta_4 = 1$ . We see that the total length of the boundary of  $R$  is  $s + 2(c - 1)$ . By Theorem 2.2.1(i) it follows that this boundary length is a multiple of 3. That is,  $s + 2(c - 1) = 3h$  for some integer  $h$ . From

$$2s + (c - 1) = 3(s + c - 1) - (s + 2(c - 1)),$$

it follows that  $2s + (c - 1)$  is also a multiple of 3.

In the identification of  $R = P \cup Q$  we observe that the two boundary points of degree 5 of  $P$  and two of the three boundary points of degree 4 of  $Q$  are identified, and become in  $R$  boundary points of degree 6. By taking proper account of this fact we see that for the numbers of points of degree 6 of the relevant patches,

$$N_R = N_P + N_Q - (c - 2) + 2. \quad (2.39)$$

By part (iv) of Theorem 2.2.1 we see that there exist integers  $k, l$  where  $0 < l \leq k < h$  such that

$$N_R = \binom{h+k+l+2}{2} - 3\binom{k+l}{2} - 3\binom{l+1}{2} - 3.$$

By Theorem 2.2.1(ii),

$$N_Q = \binom{(c-1)+2}{2} - 3.$$

Hence from (2.39)

$$\begin{aligned}
N_P &= N_R - N_Q + c - 4 \\
&= \left[ \binom{h+k+l+2}{2} - 3 \binom{k+l}{2} - 3 \binom{l+1}{2} - 3 \right] - \left[ \binom{c+1}{2} - 3 \right] \\
&\quad + c - 4 \\
&= \binom{h+k+l+2}{2} - 3 \binom{k+l}{2} - 3 \binom{l+1}{2} - \binom{c}{2} - 4,
\end{aligned}$$

and the formula (2.38) follows. This completes the proof of Theorem 2.4.3.

In the case of Type (4), that is,  $(0, 1, 4, m)_b$  with  $\beta_5 = 4$  and  $\beta_4 = 1$ , let us choose positive integers  $r, s, t, c_1, c_2$  such that the four points of degree 5 are the end points of three boundary strings with  $c_1 - 1, r, c_2 - 1$  edges in this cyclic order respectively (refer to Figure 2.16) and such that the two segments of the boundary containing the boundary point of degree 4 have  $s$  and  $t$  edges respectively (refer to Figure 2.16).

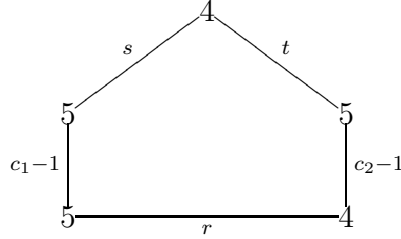


Figure 2.16: Boundary of a patch with four boundary points of degree 5, one of degree 4.

**Theorem 2.4.4** *Under the assumptions on a patch  $P$  of type  $(0, 1, 4, m)_b$  with the lengths of the boundary segments as in Figure 2.16 (as stated in the previous paragraph), we have the following:*

- (i) *The integer  $r + s + t + 2(c_1 - 1) + 2(c_2 - 1)$  is a multiple of 3;*
- (ii) *The equality*

$$s + c_1 - 1 = t + c_2 - 1 = r + c_1 + c_2 - 2 \quad (2.40)$$

*holds;*

(iii) The patch  $P$  has precisely

$$N = \binom{h+2}{2} - \binom{c_1}{2} - \binom{c_2}{2} - 5 \quad (2.41)$$

vertex points of degree 6 where  $h = s + c_1 - 1$ .

Proof: We take the union of the patch  $P$  and two more patches  $Q_1, Q_2$  of types  $P_{c_1-1}[0, 0, 0]$ ,  $P_{c_2-1}[0, 0, 0]$  respectively in such a way that one of the boundary segments between two points of degree 4 of  $Q_i$  is identified with the boundary segment of  $P$  that lies between the two points of degree 5 which contain  $c_i - 1$  edges ( $i = 1, 2$ ).

The result of this identification is one patch  $R = P \cup Q_1 \cup Q_2$  which has precisely three boundary points of degree 4. Hence  $R$  is a patch of type  $(0, 3, 0)$  with  $\beta_4 = 3$ . We see that the total length of the boundary of  $R$  is  $r + s + t + 2(c_1 - 1) + 2(c_2 - 1)$ . By Theorem 2.2.1(i) it follows that this boundary length is a multiple of 3.

In the identification of  $R = P \cup Q_1 \cup Q_2$  we observe that the four boundary points of degree 5 of  $P$  and two of the three boundary points of degree 4 of  $Q_1, Q_2$  each are identified, and become in  $R$  boundary points of degree 6. By taking proper account of this fact we see that for the numbers of points of degree 6 of the relevant patches,

$$N_R = N_P + N_{Q_1} + N_{Q_2} - (c_1 - 2) - (c_2 - 2) + 4. \quad (2.42)$$

By Theorem 2.2.1(ii) we see that all three boundary parts of  $R$  between the boundary points of degree 4 are equal, that is,

$$s + c_1 - 1 = t + c_2 - 1 = r + c_1 - 1 + c_2 - 1 = h,$$

which proves part (ii).

For the number of vertex points of degree 6 of the patch  $R$  we see from Theorem 2.2.1(ii) that

$$N_R = \binom{h+2}{2} - 3.$$

We also have by Theorem 2.2.1(ii) that

$$N_{Q_1} = \binom{(c_1 - 1) + 2}{2} - 3, \quad N_{Q_2} = \binom{(c_2 - 1) + 2}{2} - 3.$$

Hence from (2.42)

$$\begin{aligned}
N_P &= N_R - N_{Q_1} - N_{Q_2} + c_1 + c_2 - 8 \\
&= \left[ \binom{h+2}{2} - 3 \right] \\
&\quad - \left[ \binom{c_1+1}{2} - 3 \right] - \left[ \binom{c_2+1}{2} - 3 \right] + c_1 + c_2 - 8 \\
&= \binom{h+2}{2} - \binom{c_1}{2} - \binom{c_2}{2} - 5,
\end{aligned}$$

and the formula (2.41) follows. This completes the proof of Theorem 2.4.4.

In the case of Type (5), that is,  $(0, 1, 4, m)_{b'}$  with  $\beta_5 = 4$  and  $\beta_4 = 0$ , let us choose positive integers  $s, t, c_1, c_2$  such that the four points of degree 5 are the end points of four boundary strings with  $s, c_1 - 1, t, c_2 - 1$  edges in this cyclic order respectively (refer to Figure 2.17).

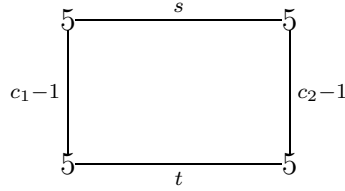


Figure 2.17: Boundary of a patch with four boundary points of degree 5.

**Theorem 2.4.5** *Under the assumptions on a patch  $P$  of type  $(0, 1, 4, m)_{b'}$  with the lengths of the boundary segments as in Figure 2.17 (as stated in the previous paragraph), we have the following:*

(i) *The integers*

$$s+t+2(c_1-1)+2(c_2-1), 2s-t+(c_1-1)+(c_2-1), 2t-s+(c_1-1)+(c_2-1)$$

*are multiples of 3;*

(ii) *There exist integers  $h, k, l$  such that*

$$h = \frac{1}{3}(s+t+2(c_1-1)+2(c_2-1)), \quad (2.43)$$

$$k = \frac{1}{3}(2s-t+(c_1-1)+(c_2-1)), \quad (2.44)$$

$$l = \frac{1}{3}(2t-s+(c_1-1)+(c_2-1)), \quad (2.45)$$

and such that the patch  $P$  has precisely

$$N = \binom{h+k+2}{2} - \binom{2k+1}{2} + \binom{k}{2} - \binom{c_1}{2} - \binom{c_2}{2} - 5 \quad (2.46)$$

vertex points of degree 6.

Proof: We take the union of the patch  $P$  and two more patches  $Q_1, Q_2$  of types  $P_{c_1-1}[0, 0, 0], P_{c_2-1}[0, 0, 0]$  respectively in such a way that one of the boundary segments between two points of degree 4 of  $Q_i$  is identified with the boundary segment of  $P$  that lies between the two points of degree 5 which contain  $c_i - 1$  edges ( $i = 1, 2$ ).

The result of this identification is one patch  $R = P \cup Q_1 \cup Q_2$  which has precisely two boundary points of degree 4, and it contains precisely one point of degree 4 in its interior, since by assumption  $P \subset R$  is of type  $(0, 1, 4, m)$ . Hence  $R$  is a patch of type  $(0, 3, 0)$  with  $\beta_4 = 2$ . We see that the total length of the boundary of  $R$  is  $s + t + 2(c_1 - 1) + 2(c_2 - 1)$ . By Theorem 2.2.1(i) it follows that this boundary length is a multiple of 3. From

$$\begin{aligned} & 2s - t + (c_1 - 1) + (c_2 - 1) \\ = & 3(s + (c_1 - 1) + (c_2 - 1)) - (s + t + 2(c_1 - 1) + 2(c_2 - 1)), \\ & 2t - s + (c_1 - 1) + (c_2 - 1) \\ = & 3(t + (c_1 - 1) + (c_2 - 1)) - (s + t + 2(c_1 - 1) + 2(c_2 - 1)), \end{aligned}$$

it follows that the other integers in (i) are also multiples of 3.

In the identification of  $R = P \cup Q_1 \cup Q_2$  we observe that the four boundary points of degree 5 of  $P$  and two of the three boundary points of degree 4 of  $Q_1, Q_2$  each are identified, and become in  $R$  boundary points of degree 6. By taking proper account of this fact we see that for the numbers of points of degree 6 of the relevant patches,

$$N_R = N_P + N_{Q_1} + N_{Q_2} - (c_1 - 2) - (c_2 - 2) + 4. \quad (2.47)$$

By Theorem 2.2.1(iii), we see that the length of the boundary of  $R$  is given as  $3h = s + t + 2(c_1 - 1) + 2(c_2 - 1)$  and that the lengths of the two boundary parts of  $R$  between the boundary points of degree 4 are  $s + c_1 + c_2 - 2 = 2h - l$  and  $t + c_1 + c_2 - 2 = h + l$ . Thus  $h$  and  $l$  are as given in (2.43) and (2.45). Moreover, since  $k + l = h$  (by Theorem 2.2.1(iii)), we have that  $k$  is the integer

in (2.44). For the number of vertex points of degree 6 of the patch  $R$  we see from Theorem 2.2.1(iii) that

$$N_R = \binom{h+k+2}{2} - \binom{2k+1}{2} + \binom{k}{2} - 3.$$

By Theorem 2.2.1(ii),

$$N_{Q_1} = \binom{(c_1-1)+2}{2} - 3, \quad N_{Q_2} = \binom{(c_2-1)+2}{2} - 3.$$

Hence from (2.47)

$$\begin{aligned} N_P &= N_R - N_{Q_1} - N_{Q_2} + c_1 + c_2 - 8 \\ &= \left[ \binom{h+k+2}{2} - \binom{2k+1}{2} + \binom{k}{2} - 3 \right] \\ &\quad - \left[ \binom{c_1+1}{2} - 3 \right] - \left[ \binom{c_2+1}{2} - 3 \right] + c_1 + c_2 - 8 \\ &= \binom{h+k+2}{2} - \binom{2k+1}{2} + \binom{k}{2} - \binom{c_1}{2} - \binom{c_2}{2} - 5, \end{aligned}$$

and the formula (2.46) follows. This completes the proof of Theorem 2.4.5.

In the case of Type (6), that is,  $(0, 0, 6, m)_{b'}$  with  $\beta_5 = 6$  and  $\beta_4 = 0$ , let us choose positive integers  $r, s, t, c_1, c_2, c_3$  such that the six points of degree 5 are the end points of six boundary strings with  $r, c_1 - 1, s, c_2 - 1, t, c_3 - 1$  edges in this cyclic order respectively (refer to Figure 2.18).

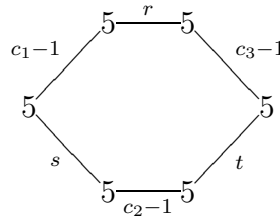


Figure 2.18: Boundary of a patch with six boundary points of degree 5.

**Theorem 2.4.6** *Under the assumptions on a patch  $P$  of type  $(0, 0, 6, m)_{b'}$  with the lengths of the boundary segments as in Figure 2.18 (as stated in the previous paragraph), we have the following:*

(i) The integer  $r + s + t + 2(c_1 - 1) + 2(c_2 - 1) + 2(c_3 - 1)$  is a multiple of 3;

(ii) The equality

$$r + c_1 + c_3 - 2 = s + c_1 + c_2 - 2 = t + c_2 + c_3 - 2 \quad (2.48)$$

holds;

(iii) The patch  $P$  has precisely

$$N = \binom{h+2}{2} - \binom{c_1}{2} - \binom{c_2}{2} - \binom{c_3}{2} - 6 \quad (2.49)$$

vertex points of degree 6 where  $h = r + c_1 + c_3 - 2$ .

Proof: We take the union of the patch  $P$  and three more patches  $Q_1, Q_2, Q_3$  of types  $P_{c_1-1}[0, 0, 0], P_{c_2-1}[0, 0, 0], P_{c_3-1}[0, 0, 0]$  respectively in such a way that one of the boundary segments between two points of degree 4 of  $Q_i$  is identified with the boundary segment of  $P$  that lies between the two points of degree 5 which contain  $c_i - 1$  edges ( $i = 1, 2, 3$ ).

The result of this identification is one patch  $R = P \cup Q_1 \cup Q_2 \cup Q_3$  which has precisely three boundary points of degree 4. Hence  $R$  is a patch of type  $(0, 3, 0)$  with  $\beta_4 = 3$ . We see that the total length of the boundary of  $R$  is  $r + s + t + 2(c_1 - 1) + 2(c_2 - 1) + 2(c_3 - 1)$ . By Theorem 2.2.1(i) it follows that this boundary length is a multiple of 3.

In the identification of  $R = P \cup Q_1 \cup Q_2 \cup Q_3$  we observe that the six boundary points of degree 5 of  $P$  and two of the three boundary points of degree 4 of  $Q_1, Q_2, Q_3$  each are identified, and become in  $R$  boundary points of degree 6. By taking proper account of this fact we see that for the numbers of points of degree 6 of the relevant patches,

$$N_R = N_P + N_{Q_1} + N_{Q_2} + N_{Q_3} - (c_1 - 2) - (c_2 - 2) - (c_3 - 2) + 6. \quad (2.50)$$

By Theorem 2.2.1(ii) we see that the length of the boundary of  $R$  is  $3h = r + s + t + 2(c_1 - 1) + 2(c_2 - 1) + 2(c_3 - 1)$  and that the lengths of the three boundary parts of  $R$  between the boundary points of degree 4 are equal, that is,

$$r + c_1 + c_3 - 2 = s + c_1 + c_2 - 2 = t + c_2 + c_3 - 2 = h,$$



which shows part (ii). For the number of vertex points of degree 6 of the patch  $R$  we have by Theorem 2.2.1(ii) that

$$N_R = \binom{h+2}{2} - 3.$$

We also have by Theorem 2.2.1(ii) that

$$N_{Q_i} = \binom{(c_i - 1) + 2}{2} - 3, \quad i = 1, 2, 3.$$

Hence from (2.50)

$$\begin{aligned} N_P &= N_R - N_{Q_1} - N_{Q_2} - N_{Q_3} + c_1 + c_2 + c_3 - 12 \\ &= \left[ \binom{h+2}{2} - 3 \right] - \left[ \binom{c_1+1}{2} - 3 \right] - \left[ \binom{c_2+1}{2} - 3 \right] - \left[ \binom{c_3+1}{2} - 3 \right] \\ &\quad + c_1 + c_2 + c_3 - 12 \\ &= \binom{h+2}{2} - \binom{c_1}{2} - \binom{c_2}{2} - \binom{c_3}{2} - 6, \end{aligned}$$

and the formula (2.49) follows. This completes the proof of Theorem 2.4.6.

Finally, in the case of Type (7), that is,  $(0, 2, 2, m)_b$  with  $\beta_5 = 2$  and  $\beta_4 = 2$ , where the boundary points of degree less than 6 are arranged in cyclic order as 4, 5, 4, 5, let us choose positive integers  $u, v, s, t$  such that one of the boundary points of degree 4 has edge distances  $u$  and  $v$  from the two boundary points of degree 5 and such that the second boundary point of degree 4 has edge distances  $s$  and  $t$  from the two boundary points of degree 5 (refer to Figure 2.19).

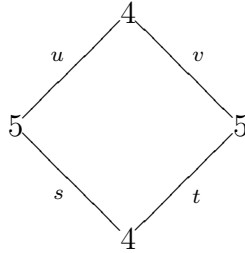


Figure 2.19: Boundary of a patch with boundary points 4, 5, 4, 5.

**Theorem 2.4.7** *Under the assumptions on a patch  $P$  of type  $(0, 2, 2, m)_b$  with the lengths of the boundary segments as in Figure 2.19 (as stated in the previous paragraph), we have the following:*

- (i) *The total length of the boundary  $b = u + v + s + t$  is an even number;*
- (ii) *The equality*

$$u = t, v = s \tag{2.51}$$

*holds;*

- (iii) *The patch  $P$  has precisely*

$$N = (u + 1)(v + 1) - 4 \tag{2.52}$$

*vertex points of degree 6.*

Proof: Clearly,  $u, v > 0$ . The proof proceeds by induction on the integer  $u + v$ . If  $u + v = 2$  (that is,  $u = v = 1$ ), it is easy to see that there is precisely one patch  $P$  (refer to Figure 2.20) for which we clearly have  $b = 4$  is even and  $s = t = 1$ , so that  $u = t, s = v$  holds. Also  $N = 0 = (2)(2) - 4$  is immediate in this case.

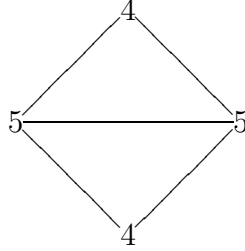


Figure 2.20: Patch with  $u = 1, v = 1$ .

Assume now that  $u + v > 2$ , and that the statements (i), (ii) and (iii) are already true for all patches of side lengths  $u', v'$  with  $w = u' + v' < u + v$ . Then for any patch  $P$  under consideration with side lengths  $u$  and  $v$ , we have that at least one of  $u, v$  is larger than one and, without loss of generality, we may assume that  $u > 1$ .

Now we consider the boundary segment of  $P$  of length  $v$ , which lies between a boundary point of degree 4 and a boundary point of degree 5. There are

precisely  $2v$  triangles which are incident with this given boundary segment. These triangles form a reduced strip (refer to Figure 2.12). If we remove this reduced strip from  $P$ , and then take the topological closure, since  $u > 1$ , we obtain a patch  $R$  which again has two boundary points of degree 4, and two boundary points of degree 5. These points are cyclically arranged on the boundary as 4, 5, 4, 5. For the new boundary point  $q$  of degree 4 of  $R$ , we see that the boundary segments incident with it have edge lengths  $u - 1$  and  $v$ . We also see that the two other boundary segments of  $R$  have edge lengths  $t - 1$  and  $s$ . As the sum of  $(u - 1)$  and  $v$  is  $(u - 1) + v < u + v$ , we may apply the induction hypothesis to the patch  $R$ . This implies that its total boundary length  $b' = (u - 1) + v + (t - 1) + s$  is an even integer, and hence  $b = b' + 2$  is also even. This proves part (i). In a similar way for the patch  $R$  we obtain  $v = s$  and  $u - 1 = t - 1$ , which implies that  $u = t$ , thus proving part (ii). Finally, the number of vertex points of degree 6 of  $R$  is  $N' = (u - 1 + 1)(v + 1) - 4 = u(v + 1) - 4$ , and the number  $N$  of vertex points of degree 6 of the patch  $P$  is precisely  $(v - 1) + 2 = v + 1$  larger than  $N'$ . Hence

$$N = N' + v + 1 = u(v + 1) - 4 + v + 1 = (u + 1)(v + 1) - 4.$$

This proves part (iii).

## 2.5 Construction of Generic Patches

For this construction we consider the boundary points of degree four ( $\beta_4$ ) and of degree five ( $\beta_5$ ) of a known patch  $P$ . We can construct the new patch  $P'$  from the known patch  $P$  by putting a belt around the patch  $P$  and pushing out the boundary points of degree four or degree five or of both degrees out of its original position.

### 2.5.1 Construction of Generic Patches with $\beta_4 \geq 0$

Let us consider a patch  $P$  with  $\beta_4 = c$ , where  $c > 0$ . Then we can consider  $k$  boundary points of degree 4 ( $\beta_4 = k$ ),  $1 \leq k \leq c$ , for this construction, and thus, construct  $c$  distinct patches  $P'$  from  $P$ . For the case of  $\beta_4 = k$ , let us denote the points of degree four on the boundary by  $a_1, a_2, \dots, a_k$ . First we introduce one new point opposite (on the outside) to each boundary edge of the patch  $P$ , and connect these new points with the vertex points of the corresponding edges of  $P$ . Then we introduce two new points, say  $x_i, y_i$  opposite (on the outside) to the two edges which are connected with the point  $a_i$  for

each  $i$ . Connect the new points  $x_i, y_i$  with each other and then connect them with the point  $a_i$  for each  $i$ . Now introduce  $k$  more new points opposite (on the outside) to the edges of  $x_i y_i$ , for each  $i$ . Finally, connect all the new points by a belt. This gives the patch  $P'$ . The patch  $P'$  is called a generic patch of the patch  $P$  with  $\beta_4 > 0$ . Note that if  $\beta_4 = 0$  then we have a belt around the patch  $P$ .

**Lemma 2.5.1** *Let  $P$  be a patch of the type  $(a_3, a_4, a_5, a_6)_b$  with  $\beta_4 \geq 0$ . If we do the generic construction on  $P$ , then we obtain a generic patch  $P'$  of the type  $(a_3', a_4', a_5', a_6')_{b'}$  with  $\beta_4 \geq 0$ . Here*

$$(i) \ a_i' = a_i \quad \text{for } i = 3, 4, 5;$$

$$(ii) \ a_6' = a_6 + b + 3\beta_4;$$

$$(iii) \ b' = b + 3\beta_4.$$

**Example:** Consider the patch of type  $(1, 1, 1, 2)_4$  given by  $\{123, 124, 134, 235\}$ . It has a boundary point of degree four ( $\beta_4 = 1$ ). Then by the generic construction described above we can get a patch  $(1, 1, 1, 9)_7$ . This patch also contains a boundary point of degree four on its boundary ( $\beta_4 = 1$ ) (see Figure 2.21).

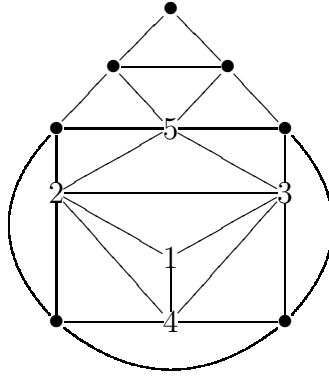


Figure 2.21: Generic patch with  $\beta_4 = 1$  of the patch  $(1, 1, 1, 2)_4$ .

## 2.5.2 Construction of Generic Patches with $\beta_5 \geq 0$

Let us consider a patch  $P$  with  $\beta_5 = c$ , where  $c > 0$ . Then we can consider  $k$  boundary points of degree 5 ( $\beta_5 = k$ ),  $1 \leq k \leq c$ , for this construction,

and thus, construct  $c$  distinct patches  $P'$  from the patch  $P$ . For the case of  $\beta_5 = k$ , we introduce one new point opposite (on the outside) to each boundary edge of the patch  $P$  and connect these new points with the vertex points of the corresponding edges of  $P$ . Then introduce  $k$  new points opposite (on the outside) to the  $k$  points of degree five which are on the boundary of  $P$ , and connect these new points to the corresponding points of degree five. Finally, connect all the new points by a belt. This gives the patch  $P'$ . The patch  $P'$  is called a generic patch of the patch  $P$  with  $\beta_5 > 0$ . Note that if  $\beta_5 = 0$  then we have a belt around the patch  $P$ .

**Lemma 2.5.2** *Let  $P$  be a patch of the type  $(a_3, a_4, a_5, a_6)_b$  with  $\beta_5 \geq 0$ . If we do the generic construction on  $P$ , then we obtain a generic patch  $P'$  of the type  $(a_3', a_4', a_5', a_6')_{b'}$  with  $\beta_5 \geq 0$ . Here*

$$(i) \ a_i' = a_i \quad \text{for } i = 3, 4, 5;$$

$$(ii) \ a_6' = a_6 + b + \beta_5;$$

$$(iii) \ b' = b + \beta_5.$$

**Example:** Consider the patch of type  $(1, 1, 1, 2)_4$  given by  $\{123, 124, 134, 235\}$ . It has a boundary point of degree five ( $\beta_5 = 1$ ). Then by the generic construction described for  $\beta_5 > 0$  we can get a patch  $(1, 1, 1, 7)_5$ . This patch also contains a boundary point of degree five on its boundary ( $\beta_5 = 1$ ) (see Figure 2.22).

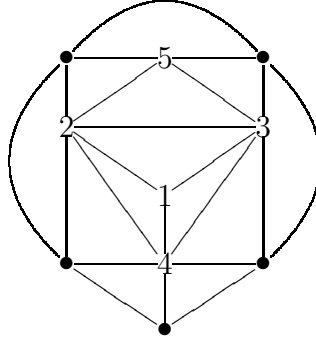


Figure 2.22: Generic patch with  $\beta_5 = 1$  of the patch  $(1, 1, 1, 2)_4$ .

### 2.5.3 Construction of Generic Patches with $\beta_4 > 0$ and $\beta_5 > 0$

Let us consider a patch  $P$  with  $\beta_4 > 0$  and  $\beta_5 > 0$ . Then we can construct a generic patch  $P'$  by considering two boundary points, one with degree four, say point  $a$  and the other with degree five, say point  $b$ . Consider the case  $\beta_4 = 1$  and  $\beta_5 = 1$ . First we introduce one new point opposite (on the outside) to each boundary edge of the patch  $P$ , and connect these new points with the vertex points of the corresponding edges of  $P$ . Then introduce two new points opposite (on the outside) to the two edges which are connected with the point  $a$ . Connect these two new points to each other (call this edge  $xy$ ) and to the point  $a$ . Then introduce another new point opposite (on the outside) to the edge  $xy$  and connect this new point with the vertex points of the edge  $xy$ . Now introduce another new point opposite (on the outside) to the point  $b$  and connect it with  $b$ . Finally, connect all the new points by a belt. This gives the patch  $P'$ . The patch  $P'$  is called a generic patch of the patch  $P$  with  $\beta_4 = 1$  and  $\beta_5 = 1$ . Note that we can generalize this construction for other values of  $\beta_4$  and  $\beta_5$ .

**Lemma 2.5.3** *Let  $P$  be a patch of the type  $(a_3, a_4, a_5, a_6)_b$  with  $\beta_4 > 0$  and  $\beta_5 > 0$ . If we do the generic construction on  $P$ , then we obtain a generic patch  $P'$  of the type  $(a_3', a_4', a_5', a_6')_{b'}$  with  $\beta_4 > 0$  and  $\beta_5 > 0$ . Here*

$$(i) \ a_i' = a_i \quad \text{for } i = 3, 4, 5;$$

$$(ii) \ a_6' = a_6 + b + 3\beta_4 + \beta_5;$$

$$(iii) \ b' = b + 3\beta_4 + \beta_5.$$

**Example:** Consider the patch  $(1, 1, 1, 2)_4$  given by  $\{123, 124, 134, 235\}$ . It has one point of degree four ( $\beta_4 = 1$ ), and one of degree five ( $\beta_5 = 1$ ) on its boundary. Then by the generic construction described above for  $\beta_4 = 1$  and  $\beta_5 = 1$ , we can get a patch with parameters  $(1, 1, 1, 10)_8$ . This patch also contains one point of degree four and one of degree five on its boundary (see Figure 2.23).

## 2.6 Patches of Type $(1, 1, 1)$

In this section we give the formulas for some patches of type  $(1, 1, 1)$ , many of which we obtain by using the generic construction method.

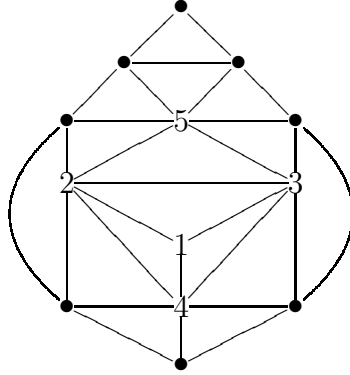


Figure 2.23: Generic patch with  $\beta_4 = 1$  and  $\beta_5 = 1$  of the patch  $(1, 1, 1, 2)_4$ .

### 1. Type A

$$\left( 1, 1, 1, 2 \left[ \left( \frac{k+1}{2} \right)^2 - 2 \right] + km \right)_{(2k-1)+2m} \quad \text{for } k \geq 3, k \text{ odd and } m \geq 0.$$

This type of patch contains one point of degree 4 on its boundary (that is,  $\beta_4 = 1$ ) and one point of degree 5 which is almost on the boundary.

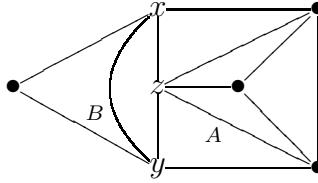


Figure 2.24: A patch of the type  $(1, 1, 1, 4)_5$ .

To construct a patch of this type, we first consider the patch  $P$  of the type  $(1, 1, 1, 4)_5$  (refer to Figure 2.24). Let  $A$  denote the part of the patch on the right-hand side of  $xzy$  and  $B$  the part of the patch on the left-hand side of  $xzy$ . Now insert a rectangular strip of triangles of width  $m$  ( $m \geq 1$ ) which has  $3(m+1)$  points and  $4m$  triangles in such a way that on side  $A$  all the vertex points of this strip have degree 6 and on side  $B$ , all the points have the same original degree. This construction gives the patch  $(1, 1, 1, 4 + 3m)_{5+2m}$  for  $m \geq 1$ . An illustration of the patch  $(1, 1, 1, 7)_7$  obtained by inserting the rectangular strip with  $m = 1$  to the patch  $(1, 1, 1, 4)_5$  is given in Figure 2.26. In a similar way we can construct patches of type  $A$  for other odd values of  $k \geq 3$ .

Patches of Types  $B$  to  $G$  as follows can be constructed in a similar manner.

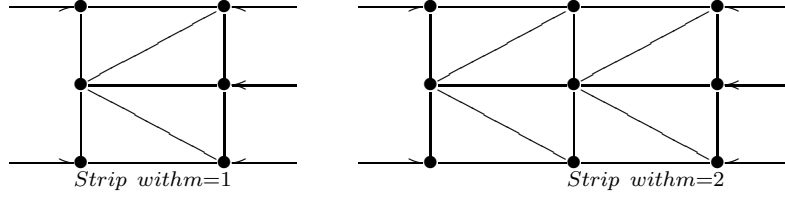


Figure 2.25: Rectangular strips of triangles.

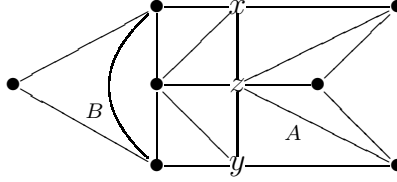


Figure 2.26: Patch of the type  $A$  with  $k = 3$  and  $m = 1$ .

## 2. Type $B$

$$\left(1, 1, 1, \binom{k+1}{2} - 10 + (2k-7)m\right)_{k+2m} \quad \text{for } k \geq 5, m \geq 0.$$

This type of patch contains one point of degree 5 on its boundary, that is,  $\beta_5 = 1$  for all cases.

## 3. Type $C$

$$\left(1, 1, 1, \binom{k+1}{2} - 20 + (2k-11)m\right)_{k+2m} \quad \text{for } k \geq 7, m \geq 0.$$

This type of patch contains one point of degree 5 on its boundary, that is,  $\beta_5 = 1$  for all cases.

## 4. Type $D$

$$\left(1, 1, 1, \binom{k+1}{2} - 4 + (2k-3)m\right)_{k+2m} \quad \text{for } k \geq 3, m \geq 0.$$

This type of patch contains one point of degree 5 on its boundary, that is,  $\beta_5 = 1$  for all cases.



### 5. Type $E$

$$\left(1, 1, 1, \binom{k+1}{2} - 40 + (2k - 15)m\right)_{k+2m} \quad \text{for } k \geq 10, m \geq 0.$$

This type of patch contains one point of degree 5 on its boundary, that is,  $\beta_5 = 1$  for all cases.

### 6. Type $F$

$$\left(1, 1, 1, \binom{k+1}{2} - 124 + (2k - 27)m\right)_{k+2m} \quad \text{for } k \geq 18, m \geq 0.$$

This type of patch contains one point of degree 5 on its boundary, that is,  $\beta_5 = 1$  for all cases.

### 7. Type $G$

$$\left(1, 1, 1, \binom{k+1}{2} - 76 + (2k - 21)m\right)_{k+2m} \quad \text{for } k \geq 14, m \geq 0.$$

This type of patch contains one point of degree 5 on its boundary, that is,  $\beta_5 = 1$  for all cases.

### 8. Type $H$

$$\left(1, 1, 1, \binom{k+1}{2} - 4\right)_k \quad \text{for } k \geq 3.$$

This type of patch can be constructed by using the generic construction method with  $\beta_5 = 1$  for  $(k-3)$  times from the patch  $(1, 1, 1, 2)_3$ . These patches contain one point of degree 5 on their boundary, that is,  $\beta_5 = 1$  for all cases.

### 9. Type $I$

$$\left(1, 1, 1, \binom{k+1}{2} - 8\right)_k \quad \text{for } k \geq 4.$$

This type of patch can be constructed by using the generic construction method with  $\beta_5 = 1$  for  $(k-4)$  times from the patch  $(1, 1, 1, 2)_4$ . These patches contain one point of degree 5 on their boundary, that is,  $\beta_5 = 1$  for all cases.

### 10. Type $J$

$$\left(1, 1, 1, \binom{k+1}{2} - 10\right)_k \text{ for } k \geq 5.$$

This type of patch can be constructed by using the generic construction method with  $\beta_5 = 1$  for  $(k-5)$  times from the patch  $(1, 1, 1, 5)_5$ . These patches contain one point of degree 5 on their boundary, that is,  $\beta_5 = 1$  for all cases.

### 11. Type $K$

$$\left(1, 1, 1, \binom{k+1}{2} - 16\right)_k \text{ for } k \geq 6.$$

This type of patch can be constructed by using the generic construction method with  $\beta_5 = 1$  for  $(k-6)$  times from the patch  $(1, 1, 1, 5)_6$ . These patches contain one point of degree 5 on their boundary, that is,  $\beta_5 = 1$  for all cases.

### 12. Type $L$

$$\left(1, 1, 1, \binom{k+1}{2} - 20\right)_k \text{ for } k \geq 7.$$

This type of patch can be constructed by using the generic construction method with  $\beta_5 = 1$  for  $(k-7)$  times from the patch  $(1, 1, 1, 8)_7$ . These patches contain one point of degree 5 on their boundary, that is,  $\beta_5 = 1$  for all cases.

### 13. Type $M$

$$\left(1, 1, 1, \binom{k+1}{2} - 26\right)_k \text{ for } k \geq 8.$$

This type of patch can be constructed by using the generic construction method with  $\beta_5 = 1$  for  $(k-8)$  times from the patch  $(1, 1, 1, 10)_8$ . These patches contain one point of degree 5 on their boundary, that is,  $\beta_5 = 1$  for all cases.

### 14. Type $N$

$$\left(1, 1, 1, \binom{k+1}{2} - 34\right)_k \text{ for } k \geq 9.$$

This type of patch can be constructed by using the generic construction method with  $\beta_5 = 1$  for  $(k-9)$  times from the patch  $(1, 1, 1, 11)_9$ . These patches contain one point of degree 5 on their boundary, that is,  $\beta_5 = 1$  for all cases.

### 15. Type $O$

$$\left(1, 1, 1, \binom{k+1}{2} - 40\right)_k \text{ for } k \geq 10.$$

This type of patch can be constructed by using the generic construction method with  $\beta_5 = 1$  for  $(k - 10)$  times from the patch  $(1, 1, 1, 15)_{10}$ . These patches contain one point of degree 5 on their boundary, that is,  $\beta_5 = 1$  for all cases.

### 16. Type $P$

$$\left(1, 1, 1, \binom{k+1}{2} - 44\right)_k \text{ for } k \geq 10.$$

This type of patch can be constructed by using the generic construction method with  $\beta_5 = 1$  for  $(k - 10)$  times from the patch  $(1, 1, 1, 11)_{10}$ . These patches contain one point of degree 5 on their boundary, that is,  $\beta_5 = 1$  for all cases.

## 2.7 Some Known Patches

### 2.7.1 Triangular Boundary

$(a_3, a_4, a_5, a_6)_3$	patch $P$	boundary	remark
$(0, 3, 0, 0)_3$	$\{123\}$	123	$f_3 = 1, \beta_4 = 3$
$(1, 0, 3, 0)_3$	$\{124, 134, 234\}$	123	$f_3 = 3, \beta_5 = 3$
$(1, 1, 1, 2)_3$	$\{125, 145, 245, 134, 234\}$	123	$f_3 = 5, \beta_5 = 1$

Table 2.1: Some patches with boundary length 3

### 2.7.2 Rectangular Boundary

$(a_3, a_4, a_5, a_6)_4$	patch $P$	boundary	remark
$(0, 1, 4, 0)_4$	$\{125, 145, 235, 345\}$	1234	$f_3 = 4$ $\beta_5 = 4$
$(0, 2, 2, 0)_4$	$\{123, 124\}$	1324	$f_3 = 2$ $\beta_4 = 2$ $\beta_5 = 2$
$(0, 2, 2, 2)_4$	$\{136, 145, 156, 236, 245, 256\}$	1423	$f_3 = 6$ $\beta_5 = 2$
$(0, 2, 2, 3)_4$	$\{127, 145, 157, 236, 267, 345, 356, 567\}$	1234	$f_3 = 8$ $\beta_5 = 1$
$(1, 0, 3, 2)_4$	$\{126, 135, 156, 245, 256, 345\}$	1243	$f_3 = 6$ $\beta_5 = 2$
$(1, 0, 3, 4)_4$	$\{123, 124, 134, 238, 247, 278$ $346, 356, 358, 467\}$	5678	$f_3 = 10$ $\beta_5 = 1$
$(1, 1, 1, 2)_4$	$\{123, 124, 134, 235\}$	2435	$f_3 = 4$ $\beta_4 = 1$ $\beta_5 = 1$

Table 2.2: Some patches with boundary length 4

### 2.7.3 Pentagonal Boundary

$(a_3, a_4, a_5, a_6)_5$	patch $P$	boundary	remark
$(0, 0, 6, 0)_5$	$\{126, 156, 236, 346, 456\}$	12345	$f_3 = 5$ $\beta_5 = 5$
$(0, 1, 4, 2)_5$	$\{137, 146, 167, 237, 256, 267, 456\}$	14523	$f_3 = 7$ $\beta_5 = 3$
$(0, 1, 4, 3)_5$	$\{128, 146, 168, 257, 278, 346, 357, 367, 678\}$	12534	$f_3 = 9$ $\beta_5 = 2$
$(0, 1, 4, 4)_5$	$\{127, 156, 167, 239, 279, 348, 389, 456, 468, 678, 789\}$	12345	$f_3 = 11$ $\beta_5 = 1$
$(0, 1, 4, 5)_5$	$\{127, 156, 157, 238, 278, 349, 389, 456, 459, 57A, 59A, 78A, 89A\}$	12346	$f_3 = 13$ $\beta_5 = 1$
$(0, 2, 2, 1)_5$	$\{123, 125, 134\}$	15234	$f_3 = 3$ $\beta_4 = 2$ $\beta_5 = 2$
$(0, 2, 2, 2)_5$	$\{125, 126, 136, 246, 346\}$	13425	$f_3 = 5$ $\beta_4 = 1$ $\beta_5 = 2$
$(0, 2, 2, 4)_5$	$\{128, 146, 148, 237, 278, 345, 347, 456, 478\}$	12356	$f_3 = 9$ $\beta_5 = 2$
$(0, 2, 2, 5)_5$	$\{123, 124, 136, 147, 156, 157, 238, 249, 289, 368, 479\}$	56897	$f_3 = 11$ $\beta_5 = 1$
$(0, 2, 2, 7)_5$	$\{136, 138, 156, 145, 149, 189, 236, 23B, 256, 245, 24A, 2AB, 378, 37B, 49A\}$	789AB	$f_3 = 15$ $\beta_5 = 1$
$(1, 0, 3, 3)_5$	$\{124, 127, 136, 137, 145, 156, 237\}$	24563	$f_3 = 7$ $\beta_5 = 3$
$(1, 0, 3, 5)_5$	$\{128, 156, 158, 247, 248, 345, 347, 356, 459, 489, 589\}$	12736	$f_3 = 11$ $\beta_5 = 2$

(continued on next page)

(continued from previous page)

$(a_3, a_4, a_5, a_6)_5$	patch $P$	boundary	remark
$(1, 0, 3, 6)_5$	$\{125, 159, 179, 238, 258, 346, 368, 469, 479, 569, 56A, 58A, 68A\}$	12347	$f_3 = 13$ $\beta_5 = 1$
$(1, 0, 3, 7)_5$	$\{12A, 158, 15A, 237, 27A, 346, 367, 456, 458, 569, 59A, 67B, 69B, 79A, 79B\}$	12348	$f_3 = 15$ $\beta_5 = 1$
$(1, 1, 1, 4)_5$	$\{127, 145, 157, 235, 257, 345, 346\}$	12364	$f_3 = 7$ $\beta_4 = 1$
$(1, 1, 1, 5)_5$	$\{125, 157, 167, 238, 258, 345, 358, 457, 467\}$	12346	$f_3 = 9$ $\beta_5 = 1$
$(1, 1, 1, 7)_5$	$\{126, 156, 158, 239, 269, 347, 379, 457, 458, 56A, 57A, 679, 67A\}$	12348	$f_3 = 13$ $\beta_5 = 1$
$(1, 1, 1, 11)_5$	$\{125, 128, 134, 137, 145, 178, 245, 234, 239, 289, 376, 369, 67B, 69E, 6AB, 6AE, 78C, 7BC, 8CD, 89D, 9DE\}$	$ABCDE$	$f_3 = 21$ $\beta_5 = 1$

Table 2.3: Some patches with boundary length 5

### 2.7.4 Hexagonal Boundary

$(a_3, a_4, a_5, a_6)_6$	patch $P$	boundary	remark
$(0, 0, 6, 1)_6$	$\{123, 127, 134, 145, 156, 167\}$	234567	$f_3 = 6$ $\beta_5 = 6$
$(0, 0, 6, 2)_6$	$\{134, 135, 148, 234, 236, 247, 356, 478\}$	156278	$f_3 = 8$ $\beta_5 = 4$
$(0, 0, 6, 3)_6$	$\{146, 147, 169, 245, 247, 258, 356, 358, 369, 456\}$	172839	$f_3 = 10$ $\beta_5 = 3$
$(0, 0, 6, 4)_6$	$\{129, 12A, 136, 139, 16A, 245, 249, 25A, 379, 479, 58A, 68A\}$	374586	$f_3 = 12$ $\beta_5 = 2$
$(0, 0, 6, 6)_6$	$\{12A, 167, 16A, 23B, 2AB, 34C, 3BC, 458, 48C, 567, 568, 689, 69A, 89C, 9AB, 9BC\}$	123457	$f_3 = 16$ $\beta_5 = 1$
$(0, 1, 4, 2)_6$	$\{126, 127, 136, 256, 346, 456\}$	134527	$f_3 = 6$ $\beta_4 = 1$ $\beta_5 = 3$
$(0, 1, 4, 3)_6$	$\{136, 138, 178, 234, 238, 278, 345, 356\}$	172456	$f_3 = 8$ $\beta_5 = 4$
$(0, 1, 4, 5)_6$	$\{128, 157, 158, 23A, 28A, 349, 39A, 456, 459, 567, 589, 89A\}$	123467	$f_3 = 12$ $\beta_5 = 2$
$(0, 1, 4, 6)_6$	$\{129, 167, 169, 258, 259, 34A, 358, 35A, 467, 46A, 59B, 5AB, 69B, 6AB\}$	128347	$f_3 = 14$ $\beta_5 = 2$
$(0, 2, 2, 2)_6$	$\{123, 124, 235, 146\}$	135246	$f_3 = 4$ $\beta_4 = 2$ $\beta_5 = 2$
$(0, 2, 2, 4)_6$	$\{126, 146, 147, 258, 268, 346, 358, 368\}$	125347	$f_3 = 8$ $\beta_4 = 1$ $\beta_5 = 1$
$(0, 2, 2, 5)_6$	$\{125, 159, 179, 258, 268, 345, 358, 368, 459, 479\}$	126347	$f_3 = 10$ $\beta_5 = 2$
$(0, 3, 0, 3)_6$	$\{123, 125, 134, 236\}$	152634	$f_3 = 4$ $\beta_4 = 3$
$(0, 3, 0, 4)_6$	$\{125, 127, 147, 237, 346, 347\}$	152364	$f_3 = 6$ $\beta_4 = 2$

(continued on next page)

(continued from previous page)

$(a_3, a_4, a_5, a_6)_6$	patch $P$	boundary	remark
$(0, 3, 0, 6)_6$	$\{126, 156, 157, 238, 268, 349, 389, 469, 456, 689\}$	123457	$f_3 = 10$ $\beta_4 = 1$
$(1, 0, 3, 5)_6$	$\{129, 145, 159, 235, 259, 358, 368, 458, 478, 678\}$	123674	$f_3 = 10$ $\beta_5 = 2$
$(1, 0, 3, 6)_6$	$\{145, 147, 158, 256, 258, 269, 346, 347, 369, 45A, 46A, 56A\}$	182937	$f_3 = 12$ $\beta_5 = 3$
$(1, 0, 3, 7)_6$	$\{126, 156, 159, 26A, 28A, 347, 37A, 38A, 457, 459, 56B, 57B, 67A, 67B\}$	128349	$f_3 = 14$ $\beta_5 = 2$
$(1, 0, 3, 8)_6$	$\{126, 156, 159, 237, 267, 378, 38A, 78B, 458, 459, 48A, 56B, 58B, 67C, 6BC, 7BC\}$	123A49	$f_3 = 16$ $\beta_5 = 2$
$(1, 0, 3, 9)_6$	$\{126, 15B, 16B, 237, 267, 34C, 37C, 49A, 49C, 59A, 59B, 678, 68B, 7CD, 8CD, 78D, 89B, 89C\}$	1234A5	$f_3 = 18$ $\beta_5 = 1$
$(1, 1, 1, 5)_6$	$\{128, 145, 158, 256, 258, 345, 347, 356\}$	126374	$f_3 = 8$ $\beta_4 = 1$ $\beta_5 = 1$
$(1, 1, 1, 13)_6$	$\{123, 124, 134, 245, 258, 28G, 23G, 346, 369, 39G, 45C, 46C, 5BC, 57B, 578, 6CD, 69A, 6AD, 78F, 89G, 89F, 9AF, BCE, CDE\}$	7BEDAF	$f_3 = 24$ $\beta_5 = 1$

Table 2.4: Some patches with boundary length 6



### 2.7.5 Heptagonal Boundary

$(a_3, a_4, a_5, a_6)_6$	patch $P$	boundary	remark
$(0, 0, 6, 3)_7$	$\{128, 178, 238, 349, 459, 569, 679, 389, 789\}$	1234567	$f_3 = 9$ $\beta_5 = 5$
$(0, 0, 6, 4)_7$	$\{128, 178, 23A, 34A, 459, 569, 679, 28A, 49A, 789, 89A\}$	1234567	$f_3 = 11$ $\beta_5 = 4$
$(0, 0, 6, 5)_7$	$\{128, 178, 239, 289, 34A, 39A, 45A, 56A, 67B, 6AB, 78B, 89B, 9AB\}$	1234567	$f_3 = 13$ $\beta_5 = 3$
$(0, 0, 6, 7)_7$	$\{128, 178, 239, 289, 34A, 39A, 45B, 4AB, 56B, 67C, 6BC, 78C, 89D, 8CD, 9AD, ABD, BCD\}$	1234567	$f_3 = 17$ $\beta_5 = 2$
$(0, 0, 6, 8)_7$	$\{129, 178, 23A, 34B, 45B, 56C, 67D, 189, 29A, 3AB, 5BC, 6CD, 78D, 89E, 8DE, 9AE, ABE, BCE, CDE\}$	1234567	$f_3 = 19$ $\beta_5 = 1$
$(0, 1, 4, 4)_7$	$\{127, 239, 348, 458, 568, 679, 389, 689, 279\}$	1234567	$f_3 = 9$ $\beta_4 = 1$ $\beta_5 = 2$
$(0, 1, 4, 7)_7$	$\{129, 178, 23A, 34C, 45C, 56C, 67B, 29A, 3AC, 6BC, 78B, 89B, 9AB, 189, ABC\}$	1234567	$f_3 = 15$ $\beta_5 = 2$
$(0, 2, 2, 5)_7$	$\{128, 239, 345, 569, 679, 178, 289, 789, 359\}$	1234567	$f_3 = 9$ $\beta_4 = 1$ $\beta_5 = 2$
$(1, 1, 1, 7)_7$	$\{129, 145, 159, 235, 259, 358, 368, 458, 478, 678, 67A\}$	632147A	$f_3 = 11$ $\beta_4 = 1$
$(1, 1, 1, 8)_7$	$\{123, 124, 134, 245, 346, 457, 467, 579, 67A, 789, 78A, 89B, 8AB\}$	236AB95	$f_3 = 13$ $\beta_5 = 1$

Table 2.5: Some patches with boundary length 7

## 2.7.6 Some Other Used Patches

$(a_3, a_4, a_5, a_6)_6$	patch $P$	boundary	remark
$(0, 0, 6, 5)_8$	$\{123, 12A, 134, 14B, 1AB, 235, 367, 357, 346, 578, 679, 789\}$	258964BA	$f_3 = 12$ $\beta_5 = 4$
$(0, 0, 6, 12)_8$	$\{123, 125, 134, 146, 15I, 16I, 259, 46A, 59C, 57C, 57I, 68D, 68I, 6AD, 78B, 78I, 7BC, 8BD, 9CF, ADG, BCE, BDE, CEF, DEG, EFH, EGH\}$	234AGHF9	$f_3 = 26$ $\beta_5 = 2$
$(1, 0, 3, 15)_8$	$\{126, 12E, 156, 159, 19D, 1DE, 26A, 2A8, 28F, 2EF, 347, 37A, 3A8, 38H, 3HI, 34I, 457, 459, 49J, 4JI, 56B, 57B, 67A, 67B, 8GH, 8GF, 9CD, 9CJ\}$	CDEFGHIJ	$f_3 = 28$ $\beta_5 = 2$
$(1, 1, 1, 10)_8$	$\{123, 124, 134, 23A, 25A, 257, 247, 36A, 368, 348, 479, 489, 5AB, 6AC, ABC, BCD\}$	5BDC6897	$f_3 = 16$ $\beta_4 = 1$ $\beta_5 = 1$
$(1, 1, 1, 11)_9$	$\{123, 124, 236, 246, 356, 467, 569, 589, 679, 79A, 89B, 9AB, 8BC, ABE, BCD, BDE, CDE\}$	1358CEA74	$f_3 = 17$ $\beta_5 = 1$
$(1, 1, 1, 11)_{10}$	$\{123, 124, 136, 234, 345, 358, 368, 578, 689, 78A, 7AD, 89A, 9AB, ABC, ACD, CDE\}$	1457DECB96	$f_3 = 16$ $\beta_4 = 1$ $\beta_5 = 1$
$(1, 1, 1, 15)_{10}$	$\{123, 129, 19B, 234, 24A, 28A, 289, 346, 456, 45D, 4AD, 567, 57G, 5GH, 5DH, 7FG, 89A, 9AC, 9BC, ACD, BCE, CDI, CEI, DHI\}$	1367FGHIEB	$f_3 = 24$ $\beta_4 = 1$ $\beta_5 = 1$
$(1, 1, 1, 14)_{12}$	$\{123, 124, 136, 234, 345, 358, 368, 587, 689, 78A, 7AB, 89A, 9AD, ADC, ABC, CDE, CEF, CFG, BCG, FGH\}$	1457BGHFED96	$f_3 = 20$ $\beta_4 = 1$ $\beta_5 = 1$

Table 2.6: Some other known used patches

## Chapter 3

# Elliptic Triangulations of Spheres

Let  $T$  be a triangulation of a sphere. For a point  $x \in T$ , the number of triangles  $\sigma_1, \sigma_2, \dots, \sigma_d$  which contain  $x$  is denoted by  $d = d(x)$  and is called the *degree* of  $x \in T$ . We can easily see that  $d \geq 3$ . For a given triangulation  $T$  of a sphere, let us denote the face numbers of  $T$  by  $f_i = f_i(T)$  ( $i = 1, 2, 3$ ). That is,  $f_1$  is the number of points,  $f_2$  the number of edges and  $f_3$  the number of triangles in  $T$ . Then we have the following relation between the face numbers:

$$2f_2(T) = 3f_3(T). \quad (3.1)$$

The integer  $\chi(T) = f_1(T) - f_2(T) + f_3(T)$  is called *Euler's characteristic*. Now for  $d \geq 3$ , define the nonnegative integer  $\alpha_d$  as the number of points in  $T$  which have degree equal to  $d$ , that is,

$$\alpha_d(T) = \alpha_d = |\{x \in T : d(x) = d\}|. \quad (3.2)$$

The tuple of numbers

$$(\alpha_3, \alpha_4, \alpha_5, \dots, \alpha_m)$$

is called the *parameters* or the *system of parameters* of the triangulation. From the definition of  $\alpha_d$  we obtain the equations

$$\alpha_3 + \alpha_4 + \alpha_5 + \alpha_6 + \alpha_7 + \alpha_8 + \dots + \alpha_m = f_1(T); \quad (3.3)$$

$$3\alpha_3 + 4\alpha_4 + 5\alpha_5 + 6\alpha_6 + 7\alpha_7 + 8\alpha_8 + \dots + m\alpha_m = 2f_2(T); \quad (3.4)$$

$$3\alpha_3 + 4\alpha_4 + 5\alpha_5 + 6\alpha_6 + 7\alpha_7 + 8\alpha_8 + \dots + m\alpha_m = 3f_3(T). \quad (3.5)$$

By taking the combination  $6(3.3) - 3(3.4) + 2(3.5)$  we easily get

$$3\alpha_3 + 2\alpha_4 + \alpha_5 - \alpha_7 - 2\alpha_8 - \dots - (m-6)\alpha_m = 6\chi(T). \quad (3.6)$$

In the case of spherical triangulations we get  $\chi(T) = 2$  and equation (3.6) becomes

$$3\alpha_3 + 2\alpha_4 + \alpha_5 - \alpha_7 - 2\alpha_8 - \dots - (m-6)\alpha_m = 12. \quad (3.7)$$

A triangulation  $T$  is called *elliptic* if it does not contain any point with degree greater than 6, that is,  $d(x) \leq 6$  for every  $x \in T$ . If  $T$  is an elliptic triangulation, equation (3.7) becomes

$$3\alpha_3 + 2\alpha_4 + \alpha_5 = 12. \quad (3.8)$$

There are exactly 19 solutions  $(\alpha_3, \alpha_4, \alpha_5)$  for (3.8). These are

$$\begin{aligned} &(0, 0, 12); (0, 1, 10); (0, 2, 8); (0, 3, 6); (0, 4, 4); (0, 5, 2); (0, 6, 0); \\ &(1, 0, 9); (1, 1, 7); (1, 2, 5); (1, 3, 3); (1, 4, 1); (2, 0, 6); \\ &(2, 1, 4); (2, 2, 2); (2, 3, 0); (3, 0, 3); (3, 1, 1); (4, 0, 0). \end{aligned}$$

For any system of nonnegative integers  $(a_3, a_4, a_5)$  which satisfies the equation  $3a_3 + 2a_4 + a_5 = 12$ , it is known by an old result of Eberhard (1910) [3] that there exist nonnegative integer values  $N = a_6 \geq 0$  and a triangulation  $T$  with the property:

$$(\alpha_3(T), \alpha_4(T), \alpha_5(T), \alpha_6(T)) = (a_3, a_4, a_5, a_6).$$

Let  $S$  be the following set of integral 4-tuples:

$$\begin{aligned} S = & \{(3, 1, 1, 2m) | m \geq 0\} \cup \{(4, 0, 0, 2m+1) | m \geq 0\} \\ & \cup \{(0, 0, 12, 1), (0, 1, 10, 0), (0, 1, 10, 1), (0, 4, 4, 1), (0, 5, 2, 1), \\ & (0, 6, 0, 1), (1, 0, 9, 0), (1, 0, 9, 1), (1, 0, 9, 2), (1, 0, 9, 4), (1, 1, 7, 0), \\ & (1, 1, 7, 1), (1, 2, 5, 0), (1, 4, 1, 0), (1, 4, 1, 1), (2, 0, 6, 1), (2, 1, 4, 0), \\ & (2, 3, 0, 1), (2, 3, 0, 3), (2, 3, 0, 7), (2, 3, 0, 15), (2, 3, 0, 31), (3, 0, 3, 0), \\ & (3, 0, 3, 2), (3, 0, 3, 4), (3, 0, 3, 12), (3, 1, 1, 1), \\ & (3, 1, 1, 17), (4, 0, 0, 2)\}. \end{aligned}$$

We shall show that if  $(a_3, a_4, a_5, a_6)$  is not contained in the set  $S$ , then there exists an (elliptic) triangulation  $T$  of the sphere with the system of parameters

$$(\alpha_3(T), \alpha_4(T), \alpha_5(T), \alpha_6(T)) = (a_3, a_4, a_5, a_6).$$

We remark that the nonexistence of triangulations  $(3, 1, 1, 2m)$  and  $(4, 0, 0, 2m+1)$  for  $m \geq 0$  have been shown by Grünbaum and Motzkin in [5] (see also [4]).

We shall use the following constructive methods to find the elliptic spherical triangulations:

1. Mutant, productive and self-reproductive configurations.
2. Fullering constructions.
3. Glueing of Patches.

### 3.1 Mutant Configurations

A configuration is called *mutant* if adding (deleting) one or more points to (of) it changes the parameters of its triangulation in a certain way. We shall describe two types of mutant configurations where one point is added.

#### 3.1.1 Type $M_1$ :

Let  $X = \{x, y, z\}$  with a triangle  $xyz$  and assume that  $d(x) = d(y) = d(z) = 5$ . Then the insertion of a new point  $P$  and the replacement of  $xyz$  by  $pxy, pxz, pyz$  leads to a new triangulation  $T'$  with  $d'(x) = d'(y) = d'(z) = 6, d'(P) = 3$  (refer to Figure 3.1). Hence

$$(\alpha_3(T'), \alpha_4(T'), \alpha_5(T'), \alpha_6(T')) = (\alpha_3(T) + 1, \alpha_4(T), \alpha_5(T) - 3, \alpha_6(T) + 3).$$

We say that  $X$  is a mutant configuration of type  $M_1$ .

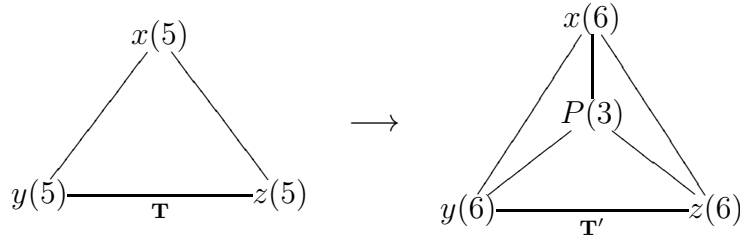


Figure 3.1: Mutant configuration of type  $M_1$ .

#### 3.1.2 Type $M_2$ :

Let  $X = \{x, y, z\}$  with a triangle  $xyz$  and assume that  $d(x) = d(z) = 5, d(y) = 4$ . Then the insertion of a new point  $P$  and the replacement of

$xyz$  by  $pxy, pxz, pyz$  leads to a new triangulation  $T'$  with  $d'(x) = d'(z) = 6, d'(P) = 3, d'(y) = 5$  (refer to Figure 3.2). Hence

$$(\alpha_3(T'), \alpha_4(T'), \alpha_5(T'), \alpha_6(T')) = (\alpha_3(T) + 1, \alpha_4(T) - 1, \alpha_5(T) - 1, \alpha_6(T) + 2).$$

We say that  $X$  is a mutant configuration of type  $M_2$ .

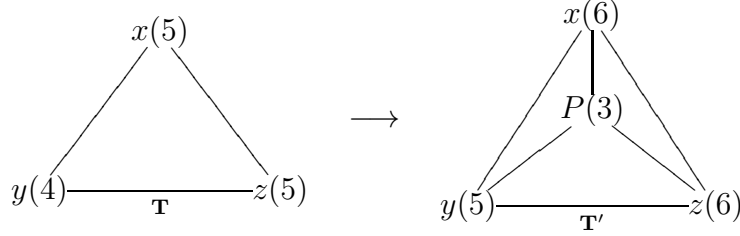


Figure 3.2: Mutant configuration of type  $M_2$ .

## 3.2 Productive and Self-Reproductive Configurations

Let  $T$  be any triangulation with point set  $V$ . A subset of points  $X \subset V$  is called a *productive configuration* if it satisfies the following property:

*At least one point (say  $z$ ) can be added to  $X$  and certain changes involving triangles of  $X \cup \{z\}$  can be made to the triangulation  $T$  such that the number of points of degree six is increased whereas the number of points of degrees 3,4,5 remain unchanged.*

A subset of points  $X \subset V$  is called a *self-reproductive configuration* if it satisfies the following property:

*At least one point (say  $z$ ) can be added to  $X$  and certain changes involving triangles of  $X \cup \{z\}$  can be made to the triangulation  $T$  such that*

- (i) *the number of points of degree six is increased whereas the number of points of degrees less than six remain unchanged;*
- (ii) *the resulting new triangulation contains the original configuration as a subconfiguration.*

### 3.2.1 Type $P_1$ :

Let  $X = \{p, x, q, y\}$  with two triangles  $pxy, qxy$  and assume that  $d(p) = 4, d(q) = 5, d(x) = d(y) = 6$ . Then the insertion of a new point  $z$  and the replacement of  $pxy, qxy$  by  $pxz, pyz, qxz, qyz$  leads to a new triangulation  $T'$  with  $d'(x) = d'(y) = d'(q) = 6, d'(p) = 5, d'(z) = 4$  (refer to Figure 3.3). Hence

$$(\alpha_3(T'), \alpha_4(T'), \alpha_5(T'), \alpha_6(T')) = (\alpha_3(T), \alpha_4(T), \alpha_5(T), \alpha_6(T) + 1).$$

We say that  $X$  is a productive configuration of type  $P_1$ .

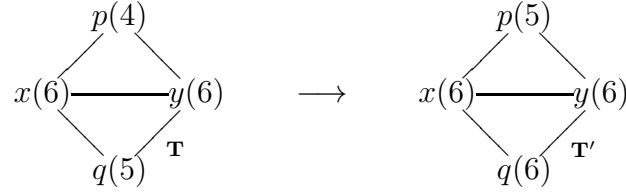


Figure 3.3: Mutant configuration of type  $P_1$ .

### 3.2.2 Type $P_2$ :

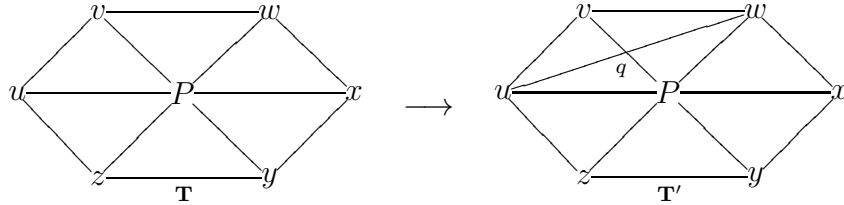


Figure 3.4: Productive configuration of type  $P_2$ .

Let  $X = \{u, v, w, p, x, y, z\}$  with six triangles  $upv, vpw, wpx, xpy, ypz, upz$  and assume that  $d(p) = d(v) = 6, d(u) = d(y) = 5$  and  $d(w) = d(x) = d(z) = 4$ . Then the insertion of a new point  $q$  and the replacement of  $upv, vpw$  by  $upq, uqv, pqw, qvw$  leads to a new triangulation  $T'$  with  $d'(u) = 6, d'(w) = 5, d'(q) = 4$  (refer to Figure 3.4). Hence

$$(\alpha_3(T'), \alpha_4(T'), \alpha_5(T'), \alpha_6(T')) = (\alpha_3(T), \alpha_4(T), \alpha_5(T), \alpha_6(T) + 1).$$

We say that  $X$  is a productive configuration of type  $P_2$ .

Clearly, every self-reproductive configuration must contain at least one productive configuration. We give a list of self-reproductive configurations with points of degree six or less each. These are of fundamental importance in the constructions which follow.

### 3.2.3 Type A :

Let  $xyz$  be any triple of points in the triangulation  $T$  and assume that  $X = \{x, y, z\}$  forms a triangle in  $T$  with the degrees given as  $d(x) = 3, d(y) = 4, d(z) = 5$ . If we delete the triangle  $xyz$  from  $T$ , and add a point  $p$  and three new triangles  $pxy, pxz, pyz$  then we get a new triangulation  $T'$  with the degrees  $d'(p) = 3, d'(x) = 4, d'(y) = 5, d'(z) = 6$ . The degrees of all the other points of  $T$  remain the same. Hence  $T' = T \cup \{p\}$  has the parameters

$$(\alpha_3(T'), \alpha_4(T'), \alpha_5(T'), \alpha_6(T')) = (\alpha_3(T), \alpha_4(T), \alpha_5(T), \alpha_6(T) + 1).$$

We thus see that  $X$  is a productive configuration as well as self-reproductive configuration, since in  $T'$  the configuration  $pxy$  is isomorphic to  $X$  (refer to Figure 3.5). Such a configuration  $X$  will be called a self-reproductive configuration of type A.

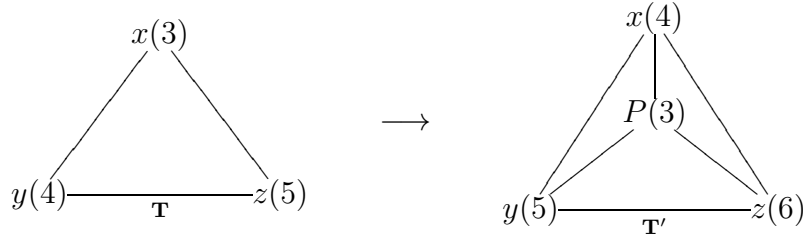


Figure 3.5: Self-reproductive configuration of type A.

### 3.2.4 Type $B_1$ :

Let  $vwxyz$  be any five points of the triangulation  $T$  and assume that  $X = \{v, w, x, y, z\}$  contains exactly four triangles  $vxy, vxz, wxy, wxz$  of  $T$  such that the degrees of the points are given as  $d(v) = d(w) = d(x) = 4, d(y) = d(z) = 6$ . If we delete these given four triangles from  $T$  and add two new points  $p, q$  and



eight new triangles  $vpx, vpy, vqx, vqz, wpx, wpy, wqx, wqz$  then we get a new triangulation  $T'$  with the degrees  $d'(p) = d'(q) = 4, d'(v) = d'(w) = 6$ . The degrees of the other points of  $T$  remain the same. Hence the triangulation  $T' = T \cup \{p, q\}$  will have the parameters

$$(\alpha_3(T'), \alpha_4(T'), \alpha_5(T'), \alpha_6(T')) = (\alpha_3(T), \alpha_4(T), \alpha_5(T), \alpha_6(T) + 2).$$

Thus  $X$  is a productive as well as self-reproductive configuration, since in  $T'$  the configuration  $pqvwx$  is isomorphic to  $X$  (refer to Figure 3.6). Such a configuration  $X$  will be called a self-reproductive configuration of type  $B_1$ .

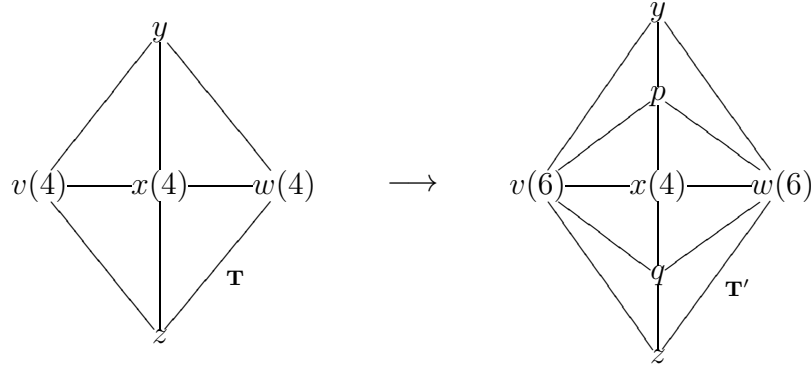


Figure 3.6: Self-reproductive configuration of type  $B_1$ .

### 3.2.5 Type $B_2$ :

Let  $vwxy$  be any four points of the triangulation  $T$  and assume that  $X = \{v, w, x, y\}$  contains exactly two triangles  $vw x, vw y$  of  $T$  such that the degrees of the points are given as  $d(v) = d(w) = 4, d(x) = d(y) = 5$ . If we delete these two triangles from  $T$  and add two new points  $p, q$  and six new triangles  $vqx, vpq, vpy, wqx, wpq, wpy$  then we get a new triangulation  $T'$  with the degrees  $d'(p) = d'(q) = 4, d'(v) = d'(w) = 5, d'(x) = d'(y) = 6$ . Hence the triangulation  $T' = T \cup \{p, q\}$  will have the parameters

$$(\alpha_3(T'), \alpha_4(T'), \alpha_5(T'), \alpha_6(T')) = (\alpha_3(T), \alpha_4(T), \alpha_5(T), \alpha_6(T) + 2).$$

Thus  $X$  is a productive as well as self-reproductive configuration, since in  $T'$  the configuration  $pwqv$  is isomorphic to  $X$  (refer to Figure 3.7). Such a configuration  $X$  will be called a self-reproductive configuration of type  $B_2$ .

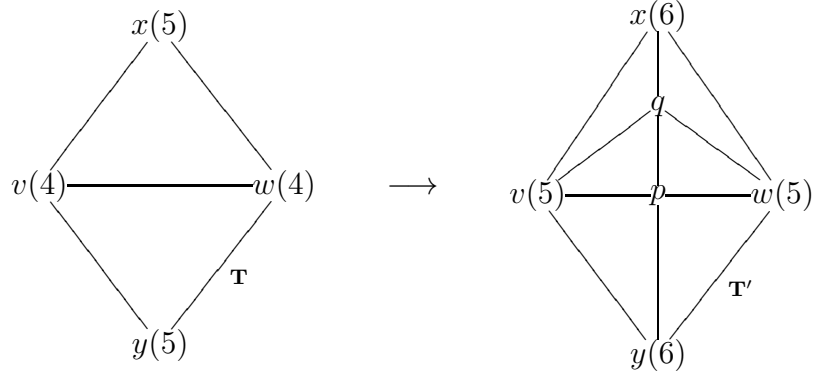


Figure 3.7: Self-reproductive configuration of type  $B_2$ .

### 3.2.6 Type $C$ :

Let  $vwxyz$  be any five points of the triangulation  $T$  and assume that  $X = \{v, w, x, y, z\}$  contains three triangles  $vw x, wxy, xyz$  of  $T$  such that the degrees of the points are given as  $d(w) = 4$  and  $d(v) = d(x) = d(y) = d(z) = 5$ .

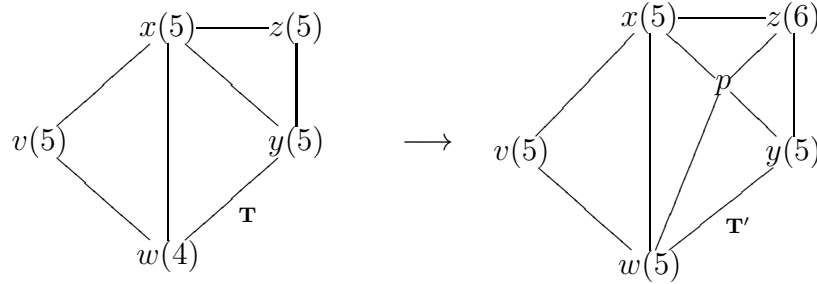


Figure 3.8: Self-reproductive configuration of type  $C$ .

If we delete the two triangles  $wxy, xyz$  from  $T$ , and add a point  $p$  with four new triangles  $wpx, wpy, pxz, pyz$  then we get a new triangulation  $T'$  with the degrees of points as  $d'(p) = 4, d'(w) = 5, d'(z) = 6$  and the degrees of the other points remain unchanged. Hence the new triangulation  $T' = T \cup \{p\}$  has the parameters

$$(\alpha_3(T'), \alpha_4(T'), \alpha_5(T'), \alpha_6(T')) = (\alpha_3(T), \alpha_4(T), \alpha_5(T), \alpha_6(T) + 1).$$

Thus  $X$  is a productive as well as self-reproductive configuration, since in  $T'$  the configuration  $pywvx$  is isomorphic to the configuration  $X$  (refer to Figure

??). Such a configuration  $X$  will be called a self-reproductive configuration of type  $C$ . Note that each such configuration of type  $C$  contains a pentagonal triangle and a triangle of degrees 4, 5, 5.

### 3.2.7 Type $D$ :

Let  $puvwxyz$  be any seven points in the triangulation  $T$  and assume that  $X = \{p, u, v, w, x, y, z\}$  has six triangles  $puv, pvw, pwx, pxy, pyz, pzu$  with degrees of the points given as  $d(p) = 6, d(w) = d(x) = d(y) = d(z) = 5, d(u) = 4, d(v) = 6$ . If we delete the two triangles  $puv, pvw$  from  $T$ , and add one point  $q$  and four new triangles  $pqu, pqw, quv, qvw$ , then we get a new triangulation  $T'$  with the degrees of points as  $d'(q) = 4, d'(u) = 5, d'(w) = 6$  and the degrees of the other points remain unchanged. Hence  $T' = T \cup \{p\}$  has the parameters

$$(\alpha_3(T'), \alpha_4(T'), \alpha_5(T'), \alpha_6(T')) = (\alpha_3(T), \alpha_4(T), \alpha_5(T), \alpha_6(T) + 1).$$

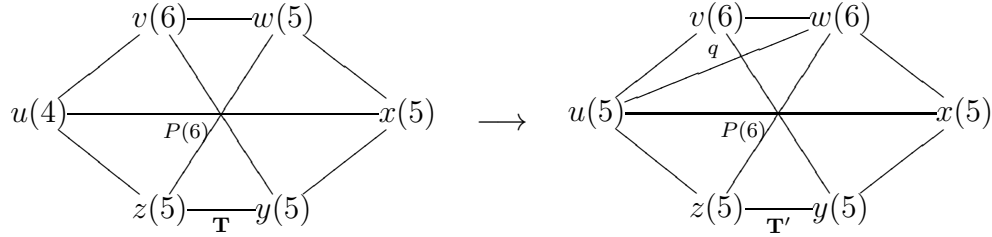


Figure 3.9: Self-reproductive configuration of type  $D$ .

Thus  $X$  is a productive as well as self-reproductive configuration, since in  $T'$  the configuration  $pquvwxyz$  is isomorphic to the configuration  $X$  (refer to Figure 3.9). Such a configuration  $X$  will be called a self-reproductive configuration of type  $D$ .

### 3.2.8 Types $E_1$ and $E_2$ :

Let  $puvwxyz$  be any seven points in a triangulation  $T_1$  and assume that  $X = \{p, u, v, w, x, y, z\}$  contains six triangles  $puv, pvw, pwx, pxy, pyz, pzu$  with the degrees of the points given as  $d(u) = d(x) = 4, d(v) = d(y) = 5, d(p) = d(w) = d(z) = 6$ . Also let another triangulation  $T_2$  be given with the set  $X$

as above on seven points, where now the degrees are given as  $d(u) = d(w) = 4$ ,  $d(v) = d(z) = 6$ ,  $d(x) = d(y) = 5$ ,  $d(p) = 6$ .

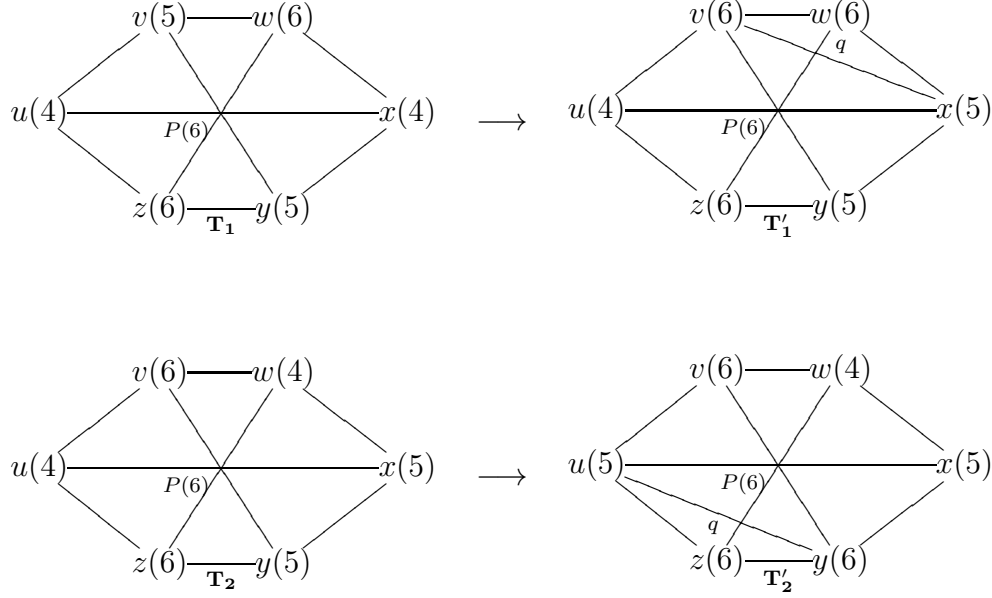


Figure 3.10: Self-reproductive configuration of types  $E_1$  and  $E_2$ .

If we delete the two triangles  $pvw, pwx$  from  $T_1$ , and add a point  $q$  and four new triangles  $pqv, pqx, qvw, qwx$  then we get a new triangulation  $T'_1$  with the degrees  $d'(q) = 4$ ,  $d'(x) = 5$ ,  $d'(v) = 6$  and the degrees of the remaining points unchanged. Hence  $T'_1 = T_1 \cup \{q\}$  has the parameters

$$(\alpha_3(T'_1), \alpha_4(T'_1), \alpha_5(T'_1), \alpha_6(T'_1)) = (\alpha_3(T_1), \alpha_4(T_1), \alpha_5(T_1), \alpha_6(T_1) + 1).$$

Thus  $X$  is a self-reproductive configuration because the configuration  $pqvuzyx$  is isomorphic to the configuration  $X$  (in the triangulation  $T_2$ ) (refer to Figure 3.10).

If we delete the two triangles  $pyz, pzu$  from  $T_2$ , and add one point  $q$  and four new triangles  $pqy, pqu, qyz, qzu$  then we get another new triangulation  $T'_2$  with the degrees  $d'(q) = 4$ ,  $d'(u) = 5$ ,  $d'(y) = 6$  and the degrees of the remaining points unchanged. Hence  $T'_2 = T_2 \cup \{q\}$  has the parameters

$$(\alpha_3(T'_2), \alpha_4(T'_2), \alpha_5(T'_2), \alpha_6(T'_2)) = (\alpha_3(T_2), \alpha_4(T_2), \alpha_5(T_2), \alpha_6(T_2) + 1).$$

Thus  $X$  is a self-reproductive configuration because the configuration  $pquvwxy$  is isomorphic to the configuration  $X$  in the triangulation  $T_1$  (refer to Figure 3.10).

Hence from the given triangulation  $T_1$  we obtain a new triangulation  $T'_2$  which has the parameters:

$$(\alpha_3(T'_2), \alpha_4(T'_2), \alpha_5(T'_2), \alpha_6(T'_2)) = (\alpha_3(T_1), \alpha_4(T_1), \alpha_5(T_1), \alpha_6(T_1) + 2).$$

Since we can get the configuration  $X$  (in the triangulation  $T_1$ ) again after two steps,  $X$  is called a self-reproductive configuration of types  $E_1$  and  $E_2$ .

### 3.2.9 Type $E_3$ :

Let  $puvwxyz$  be seven points in a triangulation  $T_1$  and assume that  $X = \{p, u, v, w, x, y, z\}$  contains six triangles  $puv, pvw, pwx, pxy, pyz, pzu$  with the degrees of the points given as  $d(u) = d(x) = 4$ ,  $d(v) = d(z) = 5$ ,  $d(w) = d(y) = d(p) = 6$ .

Let a triangulation  $T_2$  be given with the set  $X$  as above on seven points, where now the degrees are given as  $d(u) = d(w) = 4$ ,  $d(v) = d(y) = d(p) = 6$ ,  $d(x) = d(z) = 5$ . Also let a triangulation  $T_3$  be given with the set  $X$  as above on seven points, where now the degrees are given as  $d(v) = 4$ ,  $d(u) = d(x) = d(w) = d(z) = 5$ ,  $d(p) = d(y) = 6$ .

If we delete the two triangles  $pvw, pwx$  from  $T_1$ , and add a point  $q$  and four new triangles  $pqv, pqx, qvw, qxw$  then we get a new triangulation  $T'_1$  with the degrees  $d'(q) = 4$ ,  $d'(x) = 5$ ,  $d'(v) = 6$  and the degrees of the remaining points unchanged. Hence  $T'_1 = T_1 \cup \{q\}$  has the parameters

$$(\alpha_3(T'_1), \alpha_4(T'_1), \alpha_5(T'_1), \alpha_6(T'_1)) = (\alpha_3(T_1), \alpha_4(T_1), \alpha_5(T_1), \alpha_6(T_1) + 1).$$

Thus  $X$  is a self-reproductive configuration because the set  $pqvuzyx$  is a configuration which is isomorphic to the configuration  $X$  in the triangulation  $T_2$  (refer to Figure 3.11).

If we delete the two triangles  $pvw, puv$  from  $T_2$ , and add one point  $q$  and four new triangles  $puq, quv, pwq, qvw$  then we get a new triangulation  $T'_2$  with the degrees  $d'(q) = 4$ ,  $d'(u) = 5$ ,  $d'(w) = 5$  and the degrees of the remaining points unchanged. Hence  $T'_2 = T_2 \cup \{q\}$  has the parameters

$$(\alpha_3(T'_2), \alpha_4(T'_2), \alpha_5(T'_2), \alpha_6(T'_2)) = (\alpha_3(T_2), \alpha_4(T_2) - 1, \alpha_5(T_2) + 2, \alpha_6(T_2)).$$

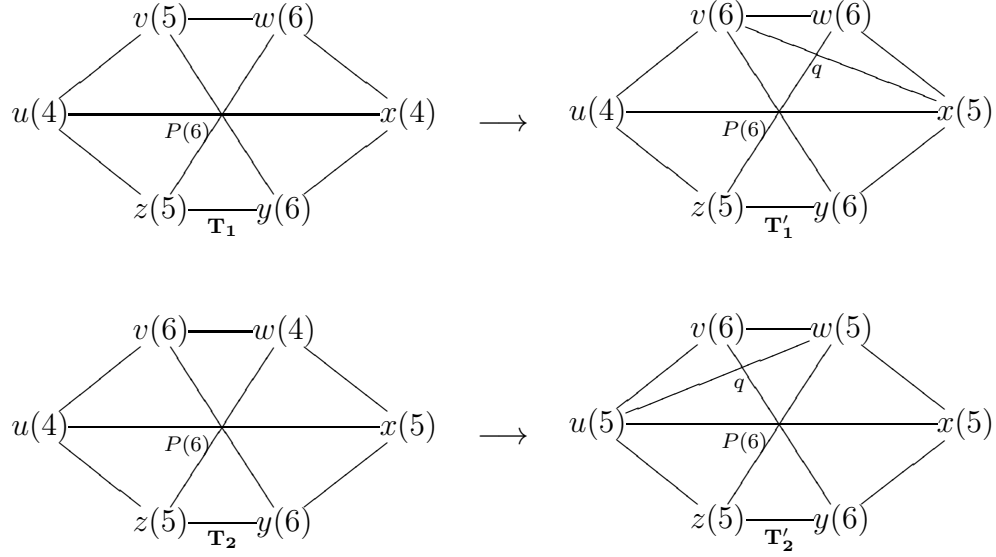


Figure 3.11: Self-reproductive configuration of types  $E_3$ .

Thus  $X$  is a self-reproductive configuration because the configuration  $pqwxyzu$  is isomorphic to the configuration  $X$  in the triangulation  $T_3$  (refer to Figure 3.11).

Again if we delete the two triangles  $pzy, pyx$  from  $T_3$ , and add one point  $q$  and four new triangles  $pqz, qyz, pqx, qyx$  then we get a new triangulation  $T'_3$  with the degrees  $d'(q) = 4, d'(x) = d'(z) = 6$  and the degrees of the remaining points unchanged. Hence  $T'_2 = T_2 \cup \{q\}$  has the parameters

$$(\alpha_3(T'_3), \alpha_4(T'_3), \alpha_5(T'_3), \alpha_6(T'_3)) = (\alpha_3(T_3), \alpha_4(T_3) + 1, \alpha_5(T_3) - 2, \alpha_6(T_3) + 2).$$

Since the configuration  $pqzuvwx$  is isomorphic to the configuration  $X$  in the triangulation  $T_1$  (refer to Figure 3.12), it follows that  $X$  is a self-reproductive configuration.

Hence from the given triangulation  $T_1$  we obtain a new triangulation  $T'_3$  which has the parameters:

$$(\alpha_3(T'_3), \alpha_4(T'_3), \alpha_5(T'_3), \alpha_6(T'_3)) = (\alpha_3(T_1), \alpha_4(T_1), \alpha_5(T_1), \alpha_6(T_1) + 3).$$

Since we can get the configuration  $X$  (in the triangulation  $T_1$ ) again after three steps,  $X$  is called a self-reproductive configuration of type  $E_3$ .

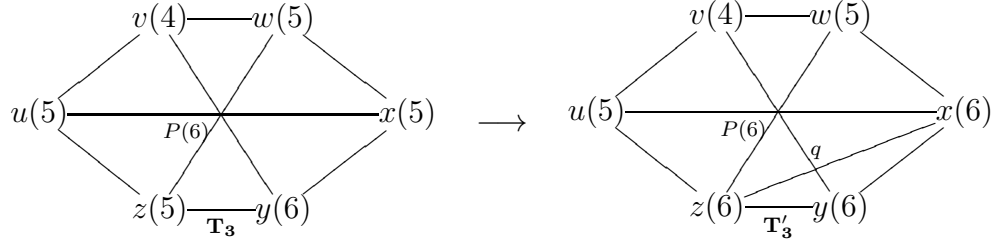


Figure 3.12: Self-reproductive configuration of types  $E_3$ .

### 3.2.10 Type $G$ :

Let  $puvwxyz$  be any seven points in a triangulation  $T$  and assume that  $X = \{p, u, v, w, x, y, z\}$  contains six triangles  $puv, pvw, pwx, pxy, pyz, pzu$  with the degrees of the points given as  $d(x) = d(v) = d(z) = d(p) = 6$  and  $d(u) = d(w) = d(y) = 4$ .

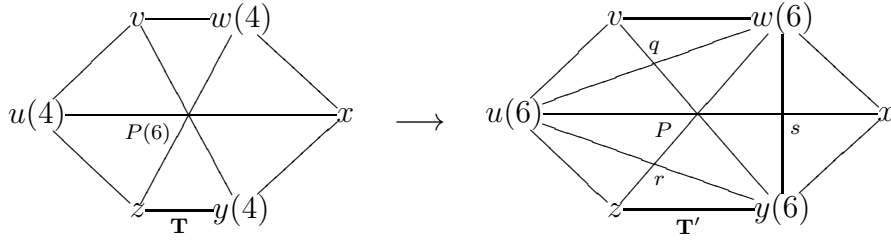


Figure 3.13: Self-reproductive configuration of types  $G$ .

If we delete the six triangles from  $T$  and add three new points  $q, r, s$  and twelve new triangles  $upq, uqv, pqw, qvw, psw, psy, sxw, sxy, pur, pry, ruz, ryz$  then we get a triangulation  $T'$  with the degrees  $d'(u) = d'(w) = d'(y) = 6$ ,  $d'(q) = d'(r) = d'(s) = 4$  and the degrees of the remaining points unchanged. Hence  $T' = T \cup \{q, r, s\}$  has the parameters

$$(\alpha_3(T'), \alpha_4(T'), \alpha_5(T'), \alpha_6(T')) = (\alpha_3(T), \alpha_4(T), \alpha_5(T), \alpha_6(T) + 3).$$

Thus  $X$  is a productive and self-reproductive configuration, since in  $T'$  the configuration  $pqwsyru$  is isomorphic to the configuration  $X$  (refer to Figure 3.13). Such a configuration  $X$  will be called a self-reproductive configuration of type  $G$ .

### 3.3 Fullering Constructions

Let  $T$  be a triangulation and let  $a, b$  be two integers such that  $3 \leq a < b$  and  $\alpha_d = 0$  for  $d \neq a, b$ . The triangulation  $T$  is called a *fullering triangulation* if  $6 \in \{a, b\}$ .

**Example:** Note that

$$T = \{156, 157, 167, 256, 258, 268, 357, 358, 378, 467, 468, 478\}$$

is a triangulation with  $d(x) = 3$  for  $x = 1, 2, 3, 4$  and with  $d(x) = 6$  for  $x = 5, 6, 7, 8$ . Hence  $T$  is a fullering triangulation.

#### 3.3.1 Face-fullering of Triangulations

Let  $T$  be a triangulation with face numbers  $f_k(T)$  ( $k = 1, 2, 3$ ). That is,  $f_1(T)$  is the number of points,  $f_2(T)$  the number of edges and  $f_3(T)$  the number of triangles in  $T$ . In this section we show that there exists a triangulation  $T_1$  with face numbers  $f_k(T_1)$  ( $k = 1, 2, 3$ ) and parameters as follows:

$$f_1(T_1) = f_1(T) + f_3(T); \quad f_2(T_1) = 3f_2(T); \quad f_3(T_1) = 3f_3(T); \quad (3.9)$$

$$\alpha_d(T_1) = \alpha_d(T) \text{ for } d \neq 6; \quad \alpha_6(T_1) = \alpha_6(T) + f_3(T). \quad (3.10)$$

We also show that if  $T$  is a fullering (elliptic) triangulation, then  $T_1$  is also a fullering (elliptic) triangulation.

For the construction of  $T_1$  we add one vertex point  $x_\sigma$  for each triangle  $\sigma \in T$  to the vertex points of  $T$ : The set of vertices  $V_1$  of  $T_1$  is accordingly  $V_1 = V \cup \{x_\sigma \mid \sigma \text{ is a triangle in } T\}$ . The new triangles for  $T_1$  will be all  $\{x, x_\sigma, x_\tau\}$  where  $|\sigma \cap \tau| = 2$  and  $x \in \sigma \cap \tau$  (see Figure 3.14).

We then obtain  $d_1(x) = d(x)$  for points  $x \in T$  and  $d_1(x_\sigma) = 6$  for the new points  $x_\sigma \in T_1$ . Hence  $T_1$  possesses the property of being a fullering triangulation if  $T$  is a fullering triangulation and we also get (3.10). The number of pairs  $\{\sigma, \tau\}$  which are neighbours (that is, the pairs  $\{\sigma, \tau\}$  with the property  $|\sigma \cap \tau| = 2$ ) is the same as the integer  $f_2(T)$  (that is, the number of edges of  $T$ ). Hence we obtain from (3.1) the equality  $f_3(T_1) = 2f_2(T) = 3f_3(T)$ , which verifies the third equation in (3.9). Applying (3.1) once more we get

$$2f_2(T_1) = 3f_3(T_1) = 9f_3(T) = 6f_2(T).$$



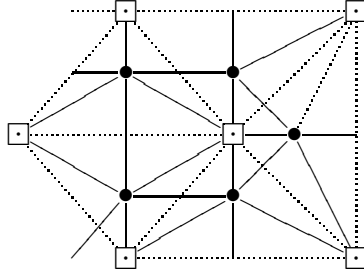


Figure 3.14: Face-fullering of a triangulation

Cancelling the factor 2 from both ends of this equation, we arrive at the second equation of (3.9). We may also verify the first equation of (3.9) by observing that

$$\begin{aligned} 2 &= f_1(T_1) - f_2(T_1) + f_3(T_1) = f_1(T_1) - 3f_2(T) + 3f_3(T) \\ &= f_1(T_1) - 3f_1(T) + 6. \end{aligned}$$

This gives us

$$f_1(T_1) = 3f_1(T) - 4 = f_1(T) + 2f_1(T) - 4 = f_1(T) + f_3(T).$$

This construction will be denoted by  $T_1 = FF(T)$  and will be called either the *face-fullering* or the *leapfrog* of  $T$ .

### 3.3.2 Edge-fullering of Triangulations

In this section we construct a triangulation  $T_2$  with face numbers  $f_k(T_2)$  ( $k = 1, 2, 3$ ) and parameters as follows:

$$f_1(T_2) = f_1(T) + f_2(T); \quad f_2(T_2) = 4f_2(T); \quad f_3(T_2) = 4f_3(T); \quad (3.11)$$

$$\alpha_d(T_2) = \alpha_d(T) \text{ for } d \neq 6; \quad \alpha_6(T_2) = \alpha_6(T) + f_2(T). \quad (3.12)$$

As in the previous section it may be shown that if  $T_2$  is a fullering (elliptic) triangulation, then  $T_2$  is also a fullering (elliptic) triangulation.

For the construction of  $T_2$  we add a point  $x_e$  for each edge  $e = xy$  of  $T$ . Hence the point set  $V_2$  of  $T_2$  is just  $V_2 = V \cup VE$ , where  $VE = \{x_e : e \in \text{Edge}(T)\}$ . The new triangles of  $T_2$  are all  $\{x, x_e, x_f\}$  where  $e, f \subset \sigma$  and where  $x \in \sigma \cap \tau$  for some triangles  $\sigma, \tau$  in  $T$ , together with triangles  $\{x_e, x_f, x_g\}$  where  $\{e, f, g\}$

are the edges of an old triangle (see Figure 3.15). Note that for the old vertices  $x \in V$  we get the same degree  $d_2(x) = d(x)$ , and for the new vertices  $x_e$  we get the degree  $d_2(x_e) = 6$ . This construction will be denoted by  $T_2 = EF(T)$  and will be called the *edge-fullering* of  $T$ .

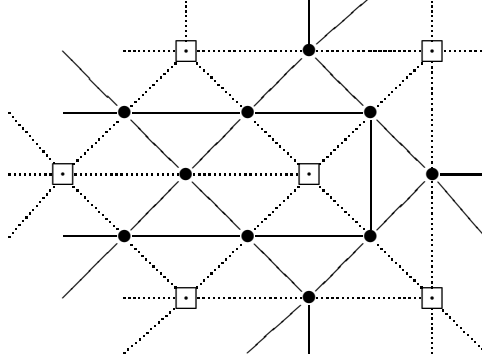


Figure 3.15: Edge-fullering of a triangulation

### 3.3.3 Edge-fullering of Patches

Let  $P$  be a patch with face numbers  $f_k(P)$  ( $k = 1, 2, 3$ ). That is,  $f_1(P)$  is the number of points,  $f_2(P)$  the number of edges and  $f_3(P)$  the number of triangles in  $P$ . By using the same construction method as for the edge-fullering of triangulations discussed in the previous section, it can be shown that there exists a patch  $P_2$  with face numbers  $f_k(P_2)$  ( $k = 1, 2, 3$ ) and parameters as follows:

$$f_1(P_2) = f_1(P) + f_2(P); f_2(P_2) = 2f_2(P) + 3f_3(P); f_3(P_2) = 4f_3(P); \quad (3.13)$$

$$\alpha_d(P_2) = \alpha_d(P) \text{ for } d \neq 6; \quad \alpha_6(P_2) = \alpha_6(P) + f_2(P). \quad (3.14)$$

Moreover, it can be shown that the boundary length  $b(P_2)$  of  $P_2$  is twice that of  $P$ , that is,  $b(P_2) = 2b(P)$ .

This construction will be denoted by  $P_2 = EF(P)$  and will be called the *edge-fullering* of  $P$ .

### 3.4 Glueing of Patches

Let us consider two patches  $P : (\alpha_3, \alpha_4, \alpha_5, \alpha_6)_b$  and  $P' : (\alpha'_3, \alpha'_4, \alpha'_5, \alpha'_6)_{b'}$ . If both patches have the same boundary length (that is,  $b = b'$ ), then we can glue them to get a new patch  $(\alpha_3 + \alpha'_3, \alpha_4 + \alpha'_4, \alpha_5 + \alpha'_5, (\alpha_6 + \alpha'_6) + bm)$ , where  $m \geq 0$ . The glueing can be done by using a circular strip of  $2b$  triangles.

We can also glue the patches by some special methods, which we describe below:

#### 3.4.1 Method A

Consider the patches of types  $(1, 1, 1, M)_b$  and  $(1, 1, 1, N)_b$  which contain a point of degree five each on their boundary. If we glue these two patches by a belt, then we can get a triangulation of type  $(2, 2, 2, M + N + b)$ . This triangulation can be arranged in such a way that the two points of degree 5 are edge-related, that is, are connected by a sequence of edges (refer to Figure 3.16(a)). Hence by inserting a new point of degree four between the two existing points of degree five, we obtain a triangulation of type  $(2, 3, 0, M + N + b + 2)$ .

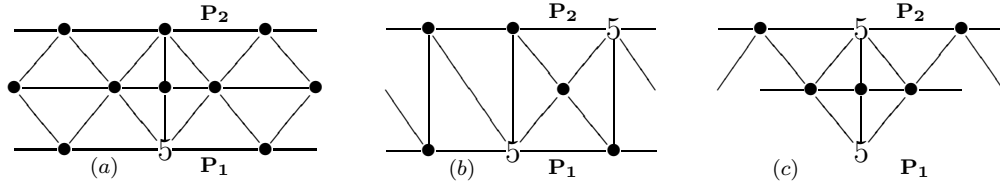


Figure 3.16: Glueing patches of type  $(1, 1, 1, N)$  by different methods

#### 3.4.2 Method B

Consider the patches of types  $(1, 1, 1, M)_b$  and  $(1, 1, 1, N)_b$  which contain a point of degree five each on their boundary. If we glue these two patches without a belt, we can get a triangulation of type  $(2, 2, 2, M + N)$ . Then by inserting a point of degree 4 between the two points of degree 5 on the boundary, we get a triangulation of type  $(2, 3, 0, M + N + 2)$  (refer to Figure 3.16(b)).

### 3.4.3 Method C

Consider the patch  $(1, 1, 1, M)_b$  with one point of degree five almost on the boundary and the patch  $(1, 1, 1, N)_b$  which contains a point of degree five on its boundary. If we glue these two patches, then we can get a triangulation of type  $(2, 2, 2, M + N)$  (refer to Figure 3.16(c)). This triangulation can be arranged in such a way that the points of degree five are edge-related. Hence by inserting a point of degree four between them, we get a triangulation of type  $(2, 3, 0, M + N + 2)$ .

### 3.4.4 Connected sum of triangulations

Let  $T_1$  be a triangulation with an inside triangle  $a_1a_2a_3$  (that is, the triangle  $a_1a_2a_3$  is not on the boundary of  $T_1$ ) with  $d_i$  the degree of  $a_i$  ( $i = 1, 2, 3$ ). Let  $T_2$  be another triangulation whose outside edges form a triangle  $b_1b_2b_3$  with  $d'_i$  the degree of  $b_i$  ( $i = 1, 2, 3$ ). Then we can glue these two triangulations by identifying the points  $a_i$  and  $b_i$  so that the degrees of these identified points become  $\bar{d}_i = d_i + d'_i - 2$  ( $i = 1, 2, 3$ ). This construction will be called the connected sum of the triangulations  $T_1$  and  $T_2$ .

## 3.5 Triangulations of type $(0, 0, 12)$

In this section we shall see that the triangulation  $(0, 0, 12, N)$  exists for all values of  $N$  except for  $N = 1$ . To construct triangulations of this type, we will consider the following 6 cases:  $0(6), 1(6), 2(6), 3(6), 4(6), 5(6)$ .

### 3.5.1 $0(6)$ type

There exists a triangulation  $T = (0, 0, 12, 0 + 6m)$  for all  $m \geq 1$ . This can be constructed as follows:

Glueing of the patches  $(0, 0, 6, 3)_6$  and  $(0, 0, 6, 3)_6$  gives a triangulation  $T_1 = (0, 0, 12, 6 + 6m)$  for all  $m \geq 0$ . The construction of the patch  $(0, 0, 6, 3)_6$  is given in Table 2.4. The triangulation  $T_1 = (0, 0, 12, 6 + 6m)$  for all  $m \geq 0$ , is the same as the triangulation  $T = (0, 0, 12, 0 + 6m)$  for all  $m \geq 1$ . Hence, the triangulation  $T$  gives all the values of the type  $0(6)$  except the initial value  $N = 0$ . For  $N = 0$ , the triangulation is given in Table 3.1 above.

$N = a_6$	Triangulation
0	$\{123, 134, 145, 156, 126, 238, 267, 278, 349, 389, 45A, 49A, 56B, 5AB, 67B, 78C, 7BC, 89C, 9AC, ABC\}$
2	$\{123, 134, 145, 156, 126, 238, 287, 267, 349, 389, 45B, 49A, 4AB, 56D, 5BD, 67D, 89C, 78C, 9AC, ACE, 7CE, BDE, 7DE, ABE, \}$
3	$\{123, 126, 134, 145, 156, 23C, 2C7, 267, 3AB, 3BC, 34A, 458, 48A, 589, 569, 679, 89F, 8AE, 8EF, 79F, ABE, BCD, 7CD, EFD, 7DF, BED\}$
4	$\{123, 126, 16C, 13D, 1CD, 234, 245, 256, 34E, 3ED, 49E, 489, 458, 567, 578, 67B, 6CB, 7AB, 78A, 89A, ABG, A9F, BCG, CDG, EDF, 9EF, DFG, AGF\}$

Table 3.1: Some triangulations of type  $(0, 0, 12)$

### 3.5.2 $1(6)$ type

There exists a triangulation  $T = (0, 0, 12, 1 + 6m)$  for all  $m \geq 1$ . This can be constructed as follows:

Glueing of the patches  $(0, 0, 6, 3)_6$  and  $(0, 0, 6, 4)_6$  gives a triangulation  $T_1 = (0, 0, 12, 7 + 6m)$  for all  $m \geq 0$ . The construction of the patches  $(0, 0, 6, 3)_6$  and  $(0, 0, 6, 4)_6$  are given in Table 2.4. The triangulation  $T_1 = (0, 0, 12, 7 + 6m)$  for all  $m \geq 0$  is the same as the triangulation  $T = (0, 0, 12, 1 + 6m)$  for all values of  $m \geq 1$ . Hence, the triangulation  $T$  gives all the values of type  $1(6)$  except the initial value of  $N = 1$ . For  $N = 1$ , the triangulation does not exist as has been shown by Grünbaum and Motzkin [5] (see also [4]).

### 3.5.3 $2(6)$ type

There exists a triangulation  $T = (0, 0, 12, 2 + 6m)$  for all values of  $m \geq 0$ . This can be constructed as follows:

Glueing  $m$  belts together with the triangulation  $(0, 0, 12, 2)$  gives the triangulation  $T : (0, 0, 12, 2 + 6m)$  for all  $m \geq 0$ . The construction of the triangulation  $(0, 0, 12, 2)$  is given in Table 3.1 above.

### 3.5.4 3(6) type

There exists a triangulation  $T = (0, 0, 12, 3 + 6m)$  for all  $m \geq 0$ . This can be constructed as follows:

Glueing of the patches  $(0, 0, 6, 1)_6$  and  $(0, 0, 6, 2)_6$  gives the triangulation  $T = (0, 0, 12, 3 + 6m)$  for all  $m \geq 0$ . The construction of the patches  $(0, 0, 6, 1)_6$  and  $(0, 0, 6, 2)_6$  are given in Table 2.4.

### 3.5.5 4(6) type

There exists a triangulation  $T = (0, 0, 12, 4 + 6m)$  for all of  $m \geq 0$ . This can be constructed as follows:

Glueing of the patches  $(0, 0, 6, 1)_6$  and  $(0, 0, 6, 3)_6$  gives the triangulation  $T = (0, 0, 12, 4 + 6m)$  for all  $m \geq 0$ . The construction of the patches  $(0, 0, 6, 1)_6$  and  $(0, 0, 6, 3)_6$  are given in Table 2.4.

### 3.5.6 5(6) type

There exists a triangulation  $T = (0, 0, 12, 5 + 6m)$  for all  $m \geq 0$ . This can be constructed as follows:

Glueing of the patches  $(0, 0, 6, 2)_6$  and  $(0, 0, 6, 3)_6$  gives the triangulation  $T = (0, 0, 12, 5 + 6m)$  for all  $m \geq 0$ . The construction of the patches  $(0, 0, 6, 2)_6$  and  $(0, 0, 6, 3)_6$  are given in Table 2.4.

## 3.6 Triangulations of type $(0, 1, 10)$

In this section we show that the triangulation  $(0, 1, 10, N)$  exists for all values of  $N$  except for  $N = 0, 1$ . This can be constructed as follows:

The triangulation  $T_1 : (0, 1, 10, 3)$  as given in Table 3.2 below contains a self-reproductive configuration of type  $D$ , namely,  $X = \{1, 3, 4, 6, 7, D, E\}$ . This self-reproductive configuration gives the triangulation  $T : (0, 1, 10, N)$  for all  $N \geq 3$  from the triangulation  $T_1$ .

For  $N = 2$ , the triangulation  $(0, 1, 10, 2)$  is given in Table 3.2. For  $N = 0, 1$ , the triangulations cannot be constructed as has been shown by Eberhard [3] and Brückner [2]. This has been stated by Grünbaum [4] and is easy to prove.

$N = a_6$	Triangulation
2	$\{134, 137, 145, 167, 15D, 16D, 258, 25D, 269, 26D, 28B, 29B, 34A, 37C, 3AC, 458, 48A, 679, 79C, 8AB, 9BC, ABC\}$
3	$\{134, 137, 14E, 1ED, 16D, 167, 258, 25D, 269, 26D, 28B, 29B, 34A, 37C, 3AC, 458, 45E, 48A, 679, 79C, 8AB, 9BC, ABC, 5DE\}$

Table 3.2: Some triangulations of type  $(0, 1, 10)$

### 3.7 Triangulations of type $(0, 2, 8)$

There exists a triangulation  $T : (0, 2, 8, N)$  for all  $N \geq 0$ . This can be constructed as follows:

The triangulation  $T_1 : (0, 2, 8, 0)$  as given in Table 3.3 below contains a self-reproductive configuration of type  $C$ , namely,  $X = \{2, 3, 4, 5, 9\}$ . This self-reproductive configuration gives the triangulation  $T : (0, 2, 8, m)$  for all  $m \geq 0$  from the triangulation  $T_1$ .

$N = a_6$	Triangulation
0	$\{126, 129, 149, 167, 147, 239, 235, 256, 349, 358, 348, 478, 56A, 58A, 67A, 78A\}$
1	$\{123, 12B, 13A, 178, 17A, 18B, 235, 259, 29B, 345, 34A, 456, 467, 47A, 569, 678, 689, 89B\}$

Table 3.3: Some triangulations of type  $(0, 2, 8)$

### 3.8 Triangulations of type $(0, 3, 6)$

There exists a triangulation  $T : (0, 3, 6, N)$  for all  $N \geq 0$ . This can be constructed as follows:

The triangulation  $T_1 : (0, 3, 6, 0)$  as given in Table 3.4 below contains a self-reproductive configuration of type  $C$ , namely,  $X = \{2, 3, 4, 6, 8\}$ . This self-reproductive configuration gives the triangulation  $T : (0, 3, 6, N)$  for all  $N \geq 0$  from the triangulation  $T_1$ . Note that the triangulation  $T : (0, 3, 6, N)$  can be constructed so that it contains a pentagonal triangle.

$N = a_6$	Triangulation
0	$\{123, 126, 167, 234, 246, 345, 458, 468, 678, 139, 179, 359, 589, 789\}$
1	$\{123, 126, 167, 234, 24A, 26A, 345, 458, 48A, 678, 68A, 139, 179, 359, 589, 789, \}$

Table 3.4: Some triangulations of type  $(0, 3, 6)$

### 3.9 Triangulations of type $(0, 4, 4)$

In this section we show that the triangulation  $(0, 4, 4, N)$  exists for all values of  $N$  except for  $N = 1$ . We first show the existence of a triangulation  $T$  of the type  $(0, 4, 4, N)$  for all  $N \geq 4$ . This can be constructed as follows:

$N = a_6$	Triangulation
0	$\{125, 156, 127, 168, 178, 235, 237, 345, 347, 456, 478, 468 \}$
2	$\{125, 156, 127, 178, 168, 259, 29A, 27A, 37A, 39A, 359, 345, 347, 456, 478, 468 \}$
3	$\{125, 156, 127, 178, 168, 259, 29A, 27A, 37A, 39A, 359, 35B, 34B, 347, 46B, 478, 468, 56B \}$
4	$\{125, 15C, 16C, 127, 178, 168, 259, 29A, 27A, 37A, 39A, 359, 35B, 34B, 347, 46B, 478, 468, 5BC, 6BC \}$

Table 3.5: Some triangulations of type  $(0, 4, 4)$

The triangulation  $T_1 : (0, 4, 4, 4)$  as given in Table 3.5 contains a self-reproductive configuration of types  $E_1$  and  $E_2$ , namely,  $X = \{1, 2, 3, 5, 9, B, C\}$ . This self-reproductive configuration gives the triangulation  $T : (0, 4, 4, N)$  for all  $N \geq 4$  from the triangulation  $T_1$ .

For  $N = 0, 2, 3$ , the construction of a triangulation of type  $(0, 4, 4, N)$  is also given in Table 3.5. For  $N = 1$ , a triangulation of the type  $(0, 4, 4, 1)$  does not exist. This can be proven as follows:

Let  $X = \{abcdefg\}$  with the triangles  $abc, acd, ade, aef, afg, abg$  and degree  $d(a) = 6$ .

Case (I): If the degrees of the points  $d, e$  are five, then there may be three new points  $h, i, j$  and five triangles  $cdh, dhi, dei, eij, efj$ . This would give



the number of points  $f_1 > 9$ , which contradicts the fact that the triangulation  $(0, 4, 4, 1)$  contains only 9 points.

Case (II): If the degrees of the points  $d, e$  are  $d(d) = 5, d(e) = 4$ , then there may be two new points  $h$  and  $j$  and four triangles  $cdh, dhj, dej, efj$ . Then the points  $h, j$  must have either degrees 4 or 5. In both cases there may be one or more edges from these two points which are not connected with the other points of this construction. This would give the number of points in the construction as  $f_1 > 9$ , which is again a contradiction.

Hence, the triangulation  $(0, 4, 4, 1)$  cannot be constructed.

### 3.10 Triangulations of type $(0, 5, 2)$

We will show that the triangulation  $(0, 5, 2, N)$  exists for all values of  $N$  except for  $N = 1$ . To construct triangulations of this type we will consider two cases: (1)  $N$  even, (2)  $N$  odd.

$N = a_6$	Triangulation
0	$\{134, 145, 156, 167, 137, 234, 237, 245, 256, 267\}$
2	$\{137, 138, 156, 167, 158, 239, 237, 267, 259, 256, 348, 349, 459, 458\}$
3	$\{128, 12A, 145, 148, 156, 16A, 237, 27A, 239, 289, 349, 356, 367, 345, 489, 67A\}$
4	$\{136, 138, 167, 189, 19A, 17A, 246, 267, 248, 289, 29B, 27B, 356, 358, 456, 458, 9AB, 7AB\}$

Table 3.6: Some triangulations of type  $(0, 5, 2)$

#### 3.10.1 $N$ even

There exists a triangulation  $T : (0, 5, 2, 2m)$  for all  $m \geq 0$ . This can be constructed as follows:

The triangulation  $T_1 : (0, 5, 2, 0)$  as given in Table 3.6 contains a self-reproductive configuration of type  $B_1$ , namely,  $X = \{1, 2, 5, 6, 7\}$ . This self-reproductive configuration gives the triangulation  $T : (0, 5, 2, 2m)$  for all  $m \geq 0$  from the triangulation  $T_1$ .

## **$N$ Odd**

In this case we will consider three types:  $1(6), 3(6), 5(6)$ .

### **3.10.2 $1(6)$ type**

There exists a triangulation  $T : (0, 5, 2, 1 + 6m)$  for all  $m \geq 1$ . This can be constructed as follows:

The triangulation  $T_1 : (0, 5, 2, 4)$  as given in Table 3.6 above contains a self-reproductive configuration of type  $E_3$ , namely,  $X = \{1, 3, 6, 7, 8, 9, A\}$ . This self-reproductive configuration gives a triangulation  $T_2 : (0, 5, 2, 4 + 3h)$  for  $h \geq 0$  from the triangulation  $T_1$ . Note that the triangulation  $T_1 : (0, 5, 2, 4)$  can also be constructed as in the above  $N$  even case with  $m = 2$ .

If we let  $h = 1 + 2m$  for all  $m \geq 0$  in the triangulation  $T_2 : (0, 5, 2, 4 + 3h)$ , then we can get a triangulation  $(0, 5, 2, 7 + 6m)$  for all  $m \geq 0$ , which is the same as the triangulation  $T : (0, 5, 2, 1 + 6m)$  for all  $m \geq 1$ .

The triangulation  $T$  gives all the values of type  $1(6)$ , except the initial value  $N = 1$ . For  $N = 1$ , the triangulation cannot be constructed. This can be proven as follows:

Let  $X = \{abcdefg\}$  with the triangles  $abc, acd, ade, aef, afg, abg$  and degree  $d(a) = 6$ . Suppose without loss of generality that the point  $d$  has degree 5. There must be a new point (say  $h$ ) which is connected to  $d$ . Otherwise, since  $d(d) = 5$ , we would have the triangle  $def$  or  $dcb$ . But then  $e$  or  $c$  would have degree 3 which contradicts the fact that the triangulation we want to construct cannot have any points of degree 3. We may assume, without loss of generality, that the points  $d, h, e$  form a triangle. Since  $d$  has degree 5, the points  $d, c, h$  cannot form a triangle. Thus there must exist at least one more new point (say  $i$ ) so that we would have the triangles  $dhi, dic$ ; hence making the degree of  $d$  to be 5. But then there would be altogether at least 9 points in this triangulation which contradicts the fact that the triangulation  $(0, 5, 2, 1)$  has only got 8 points.

Hence, the triangulation  $(0, 5, 2, 1)$  cannot be constructed.

### **3.10.3 $3(6)$ type**

There exists a triangulation  $T : (0, 5, 2, 3 + 6m)$  for all  $m \geq 0$ . This can be constructed as follows:

The triangulation  $T_1 : (0, 5, 2, 3)$  as given in Table 3.6 above contains a self-reproductive configuration of type  $G$ , namely,  $X = \{1, 2, 4, 5, 6, 8, A\}$ . This self-reproductive configuration gives the triangulation  $T_2 : (0, 5, 2, 3 + 3h)$  for  $h \geq 0$  from the triangulation  $T_1$ . If we let  $h = 2m$  for all  $m \geq 0$  in the triangulation  $T_2 : (0, 5, 2, 3 + 3h)$ , then we can get the triangulation  $T : (0, 5, 2, 3 + 6m)$  for all  $m \geq 0$ . The triangulation  $T$  gives all the values of type 3(6).

#### 3.10.4 5(6) type

There exists a triangulation  $T : (0, 5, 2, 5 + 6m)$  for all  $m \geq 0$ . This can be constructed as follows:

The triangulation  $T_1 : (0, 5, 2, 2)$  as given in Table 3.6 above contains a self-reproductive configuration of type  $G$ , namely,  $X = \{1, 2, 3, 4, 7, 8, 9\}$ . This self-reproductive configuration gives the triangulation  $T_2 : (0, 5, 2, 2 + 3h)$  for  $h \geq 0$ , from the triangulation  $T_1$ . If we let  $h = 1 + 2m$  for all  $m \geq 0$  in the triangulation  $T_2 : (0, 5, 2, 2 + 3h)$ , then we can get the triangulation  $T : (0, 5, 2, 5 + 6m)$  for all  $m \geq 0$ . The triangulation  $T$  gives all the values of type 5(6).

### 3.11 Triangulations of type $(0, 6, 0)$

In this section we show that the triangulation  $(0, 6, 0, N)$  exists for all values of  $N$  except for  $N = 1$ . To construct this type of triangulation we will consider two cases: (1)  $N$  even, (2)  $N$  odd.

$N = a_6$	Triangulation
0	$\{123, 126, 135, 156, 234, 246, 345, 456\}$
2	$\{127, 157, 237, 537, 238, 538, 248, 548, 126, 246, 156, 456\}$
3	$\{123, 126, 135, 156, 234, 246, 345, 469, 479, 457, 578, 568, 689, 789\}$
4	$\{174, 179, 16A, 169, 26A, 27A, 237, 238, 248, 246, 456, 537, 538, 548, 569, 579\}$

Table 3.7: Some triangulations of type  $(0, 6, 0)$

### 3.11.1 $N$ even

There exists a triangulation  $T : (0, 6, 0, 2m)$  for all  $m \geq 0$ . This can be constructed as follows:

The triangulation  $T_1 : (0, 6, 0, 0)$  as given in Table 3.7 above contains a self-reproductive configuration of type  $B_1$ , namely,  $X = \{1, 2, 3, 4, 5\}$ . This self-reproductive configuration gives the triangulation  $T : (0, 6, 0, 2m)$  for all  $m \geq 0$ .

### $N$ odd

In this case we will consider three types:  $1(6), 3(6), 5(6)$ .

### 3.11.2 $1(6)$ type

There exists a triangulation  $T : (0, 6, 0, 1 + 6m)$  for all  $m \geq 1$ . This can be constructed as follows:

The triangulation  $T_1 : (0, 6, 0, 4)$  as given in Table 3.7 above contains a self-reproductive configuration of type  $G$ , namely,  $X = \{2, 3, 4, 6, 7, 8, A\}$ . This self-reproductive configuration gives the triangulation  $T_2 : (0, 6, 0, 4 + 3h)$  for all  $h \geq 0$  from the triangulation  $T_1$ . If we let  $h = 1 + 2m$  for all  $m \geq 0$  in the triangulation  $T_2 : (0, 6, 0, 4 + 3h)$ , then we can get a triangulation  $(0, 6, 0, 7 + 6m)$  for all  $m \geq 0$ , which is the same as the triangulation  $T : (0, 6, 0, 1 + 6m)$  for all  $m \geq 1$ .

The triangulation  $T$  gives all the values of type  $1(6)$  except the initial value of  $N = 1$ . For  $N = 1$ , the triangulation does not exist as has been shown by Grünbaum and Motzkin [5] (see also [4]).

### 3.11.3 $3(6)$ type

There exists a triangulation  $T : (0, 6, 0, 3 + 6m)$  for all  $m \geq 0$ . This can be constructed as follows:

Using the construction of the connected sum of the triangulations  $(0, 6, 0, i)$  and  $(0, 6, 0, i)$  or  $(0, 6, 0, i + 3)$  for all  $i = 3h$  where  $h \geq 0$ , we get a triangulation  $T_1 : (0, 6, 0, 3h)$  for all  $h \geq 0$ .

For example, we can construct the triangulation  $(0, 6, 0, 3)$  by the connected sum of the triangulations  $(0, 6, 0, 0)$  and  $(0, 6, 0, 0)$ . This is illustrated in Figure 3.17.

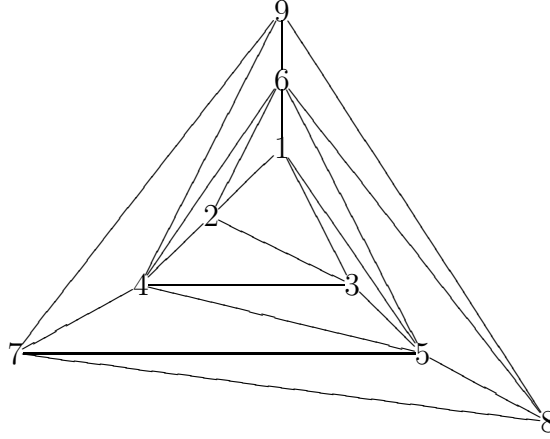


Figure 3.17: Triangulation of type  $(0, 6, 0, 3)$ .

If we let  $h = 1 + 2m$  for all  $m \geq 0$  in the triangulation  $T_1 : (0, 6, 0, 3h)$ , then we can get the triangulation  $T : (0, 6, 0, 3 + 6m)$  for all  $m \geq 0$ . The triangulation  $T$  gives all the values of type  $3(6)$ .

#### 3.11.4 $5(6)$ type

There exists a triangulation  $T : (0, 6, 0, 5 + 6m)$  for all  $m \geq 0$ . This can be constructed as follows:

The triangulation  $T_1 : (0, 6, 0, 2)$  as given in Table 3.7 above contains a self-reproductive configuration of type  $G$ , namely,  $X = \{1, 2, 3, 4, 6, 7, 8\}$ . This self-reproductive configuration gives a triangulation  $T_2 : (0, 6, 0, 2 + 3h)$  for all  $h \geq 0$ , from the triangulation  $T_1$ . If we let  $h = 1 + 2m$  for all  $m \geq 0$  in the triangulation  $T_2 : (0, 6, 0, 2 + 3h)$ , then we can get the triangulation  $T : (0, 6, 0, 5 + 6m)$  for all  $m \geq 0$ . The triangulation  $T$  gives all the values of type  $5(6)$ .

### 3.12 Triangulations of type $(1, 0, 9)$

We will show that the triangulation  $(1, 0, 9, N)$  exists for all values of  $N$  except for  $N = 0, 1, 2$  and possibly  $N = 4$ .

First we show that the triangulation  $T : (1, 0, 9, N)$  exists for all  $N \geq 6$ . This can be constructed as follows:

By glueing the patches  $(1, 0, 3, i)_6$  for  $i = 5, 6, 7, 8, 9$  and  $(0, 0, 6, j)_6$  for  $j = 1, 2, 3, 4, 6$ , we can get a triangulation  $T_1 : (1, 0, 9, k + 6m)$  for  $k = 6, 7, 8, 9, 10, 11$

$N = a_6$	Triangulation
3	$\{128, 12D, 139, 13D, 18B, 19B, 235, 256, 268, 23D, 357, 379, 456, 457, 46A, 47C, 4AC, 68A, 79C, 8AB, 9BC, ABC\}$
6	$\{123, 12G, 16G, 134, 145, 156, 23C, 2C7, 267, 26G, 3AB, 3BC, 34A, 458, 48A, 589, 569, 679, 89F, 8AE, 8EF, 79F, ABE, BCD, 7CD, EFD, 7DF, BED\}$

Table 3.8: Some triangulations of type  $(1, 0, 9)$

and for  $m \geq 0$  (here  $k = i + j$ ). The triangulation  $T_1$  is the same as the triangulation  $T : (1, 0, 9, N)$  for all  $N \geq 6$ . The construction of the patches  $(1, 0, 3, i)_6$  for  $i = 5, 6, 7, 8, 9$  and  $(0, 0, 6, j)_6$  for  $j = 1, 2, 3, 4, 6$  are given in Table 2.4.

The triangulation  $T$  gives all the values of  $N$ , except the initial values of  $N = 0, 1, 2, 3, 4, 5$ . For  $N = 0, 1, 2$ , the triangulations cannot be constructed as has been shown by Eberhard [3] and Brückner [2]. This has been stated by Grünbaum [4] and is easy to prove. For  $N = 3$ , the triangulation  $(1, 0, 9, 3)$  is given in Table 3.8 above. It is not known yet whether the triangulation  $(1, 0, 9, 4)$  exists. For  $N = 5$ , the triangulation  $(1, 0, 9, 5)$  can be constructed as follows:

Glueing of the patches  $(0, 0, 6, 0)_5$  and  $(1, 0, 3, 5)_5$  gives a triangulation  $T_1 : (1, 0, 9, 5 + 5m)$  for all  $m \geq 0$ . The construction of the patches  $(0, 0, 6, 0)_5$  and  $(1, 0, 3, 5)_5$  are given in Table 2.3. If we let  $m = 0$  in the triangulation  $T_1 : (1, 0, 9, 5 + 5m)$ , then we can get the triangulation  $(1, 0, 9, 5)$ .

### 3.13 Triangulations of type $(1, 1, 7)$

There exists a triangulation  $T : (1, 1, 7, N)$  for all  $N \geq 2$ . This can be constructed as follows:

The triangulation  $T_1 : (1, 1, 7, 2)$  as given in Table 3.9 below contains a self-reproductive configuration of type  $C$ , namely,  $X = \{2, 3, 9, A, B\}$ . This self-reproductive configuration gives the triangulation  $T : (1, 1, 7, N)$  for all  $N \geq 2$  from the triangulation  $T_1$ .

The triangulation  $(1, 1, 7, N)$  for  $N = 0, 1$  cannot be constructed. This has been shown by Eberhard [3] and Brückner [2], and is stated in Grünbaum [4].

$N = a_6$	Triangulation
2	$\{124, 12A, 1AB, 147, 17B, 245, 235, 23A, 359, 3AB, 39B, 456, 468, 478, 568, 589, 789, 79B\}$
3	$\{124, 12A, 1AB, 147, 17B, 245, 235, 23A, 359, 3AC, 39C, 456, 468, 478, 568, 589, 789, 79B, 9BC, ABC\}$

Table 3.9: Some triangulations of type  $(1, 1, 7)$

### 3.14 Triangulations of type $(1, 2, 5)$

In this section we show that there exists a triangulation  $T : (1, 2, 5, N)$  for all  $N \geq 1$ . This can be constructed as follows:

The triangulation  $T_1 : (1, 2, 5, 1)$  as given in Table 3.10 below contains a self-reproductive configuration of type  $C$ , namely,  $X = \{1, 2, 4, 5, 6\}$ . This self-reproductive configuration gives the triangulation  $T : (1, 2, 5, N)$  for all  $N \geq 1$  from the triangulation  $T_1$ .

The triangulation  $(1, 2, 5, 0)$  cannot be constructed as has been shown by Eberhard [3] and Brückner [2], and stated in [4].

$N = a_6$	Triangulation
1	$\{125, 156, 128, 189, 169, 235, 237, 278, 345, 348, 378, 456, 489, 469\}$
2	$\{12A, 16A, 128, 189, 169, 235, 237, 25A, 278, 345, 348, 378, 456, 489, 469, 56A\}$

Table 3.10: Some triangulations of type  $(1, 2, 5)$

### 3.15 Triangulations of type $(1, 3, 3)$

In this section we show that the triangulation  $(1, 3, 3, N)$  exists for all values of  $N \geq 0$ .

First we show that there exists a triangulation  $T : (1, 3, 3, N)$  for all  $N \geq 3$ . This can be constructed as follows:

The construction method of the triangulations of type  $(0, 3, 6)$  as given in Section 3.8 shows that there exists a triangulation  $T_1 : (0, 3, 6, m)$  for all  $m \geq 0$  which contains a pentagonal triangle. By using the mutant configuration of

$N = a_6$	Triangulation
0	$\{126, 127, 134, 137, 146, 235, 237, 256, 345, 456\}$
1	$\{125, 128, 137, 138, 156, 167, 234, 238, 245, 347, 456, 467\}$
2	$\{128, 189, 149, 134, 137, 127, 286, 256, 237, 235, 345, 456, 469, 689\}$

Table 3.11: Some triangulations of type  $(1, 3, 3)$

type  $M_1$  on the triangulation  $T_1 : (0, 3, 6, m)$  for all  $m \geq 0$ , we can get a triangulation  $(1, 3, 3, m+3)$  for all  $m \geq 0$ , which is the same as the triangulation  $T : (1, 3, 3, N)$  for all  $N \geq 3$ .

For  $N = 0, 1, 2$ , the triangulations  $(1, 3, 3, N)$  are given in Table 3.11 above.

### 3.16 Triangulations of type $(1, 4, 1)$

We show that the triangulation  $(1, 4, 1, N)$  exists for all values of  $N$  except for  $N = 0, 1$ . To construct triangulations of this type, we will consider two cases: (1)  $N$  odd, (2)  $N$  even.

$N = a_6$	Triangulation
2	$\{123, 124, 148, 138, 235, 245, 358, 456, 467, 478, 568, 678\}$
3	$\{125, 128, 134, 145, 189, 139, 256, 267, 238, 237, 389, 347, 467, 456\}$
4	$\{123, 134, 127, 145, 156, 167, 234, 249, 289, 278, 45A, 49A, 56A, 67A, 78A, 89A\}$
10	$\{129, 12C, 15C, 15D, 189, 18D, 239, 23G, 24C, 24G, 346, 34G, 36A, 39A, 456, 45C, 567, 57D, 67E, 78B, 7BE, 89F, 8BF, 9AF, ABE, ABF, 78D, 6AE\}$

Table 3.12: Some triangulations of type  $(1, 4, 1)$

#### 3.16.1 $N$ odd

There exists a triangulation  $T : (1, 4, 1, 1 + 2m)$  for all  $m \geq 1$ . This can be constructed as follows:



The triangulation  $T_1 : (1, 4, 1, 3)$  as given in Table 3.12 above contains a self-reproductive configuration of type  $B_1$ , namely,  $X = \{2, 4, 5, 6, 7\}$ . This self-reproductive configuration gives a triangulation  $T_2 : (1, 4, 1, 3 + 2m)$  for all  $m \geq 0$  from the triangulation  $T_1$ . The triangulation  $T_2 : (1, 4, 1, 3 + 2m)$  for  $m \geq 0$  is the same as the triangulation  $T : (1, 4, 1, 1 + 2m)$  for  $m \geq 1$ .

The triangulation  $T$  gives all the odd values of  $N$ , except the initial value of  $N = 1$ . For  $N = 1$ , the triangulation cannot be constructed (see Eberhard [3] and Brückner [2], or Grünbaum [4]).

## **$N$ even**

We will divide the even case into 3 types:  $0(6)$ ,  $2(6)$ ,  $4(6)$ .

### **3.16.2 $0(6)$ type**

There exists a triangulation  $T : (1, 4, 1, 0 + 6m)$  for all  $m \geq 1$ . This can be constructed as follows:

The triangulation  $T_1 : (1, 4, 1, 3)$  as given in Table 3.12 above contains a self-reproductive configuration of type  $G$ , namely,  $X = \{1, 2, 3, 5, 6, 7, 8\}$ . This self-reproductive configuration gives a triangulation  $T_2 : (1, 4, 1, 3 + 3h)$  for all  $h \geq 0$  from the triangulation  $T_1$ . If we let  $h = 1 + 2m$  in the triangulation  $T_2 : (1, 4, 1, 3 + 3h)$ , then we can get a triangulation  $(1, 4, 1, 6 + 6m)$  for all  $m \geq 0$ , which is the same as the triangulation  $T : (1, 4, 1, 0 + 6m)$  for all  $m \geq 1$ .

The triangulation  $T$  gives all the values of type  $0(6)$ , except the initial value of  $N = 0$ . For  $N = 0$ , the triangulation cannot be constructed (see Eberhard [3] and Brückner [2], or Grünbaum [4]).

### **3.16.3 $2(6)$ type**

There exists a triangulation  $T : (1, 4, 1, 2 + 6m)$  for all  $m \geq 0$ . This can be constructed as follows:

The triangulation  $T_1 : (1, 4, 1, 2)$  as given in Table 3.12 contains a triangle with degrees  $4, 4, 4$ . Therefore, we can construct a triangulation  $T_2 : (1, 4, 1, 2 + 3h)$  for all  $h \geq 0$ , by taking the connected sum with the copies of the triangulation  $T_3 : (0, 6, 0, 3)$  (as given in Table 3.7). If we let  $h = 2m$  for all  $m \geq 0$  in the triangulation  $T_2 : (1, 4, 1, 2 + 3h)$ , then we can get the triangulation  $T : (1, 4, 1, 2 + 6m)$  for all  $m \geq 0$ . The triangulation  $T$  gives all the values of type  $2(6)$ .

### 3.16.4 4(6) type

There exists a triangulation  $T : (1, 4, 1, 4 + 6m)$  for all  $m \geq 2$ . This can be constructed as follows:

Glueing of the patches  $(1, 1, 1, 13)_6$  and  $(0, 3, 0, 3)_6$  gives a triangulation  $T_1 : (1, 4, 1, 16 + 6m)$  for all  $m \geq 0$ . The construction of the patch  $(1, 1, 1, 13)_6$  is given in Table 2.4. The patch  $(0, 3, 0, 3)_6$  can be constructed from Theorem 2.2.1(ii) with the substitution of  $h = 2$ . The triangulation  $T_1 : (1, 4, 1, 16 + 6m)$  for all  $m \geq 0$  is the same as the triangulation  $T : (1, 4, 1, 4 + 6m)$  for all  $m \geq 2$ . The triangulation  $T$  gives all the values of type 4(6), except the initial values of  $N = 4, 10$ . For  $N = 4, 10$ , the triangulations are given in Table 3.12 above.

## 3.17 Triangulations of type $(2, 0, 6)$

In this section we show that the triangulation  $(2, 0, 6, N)$  exists for all values of  $N$  except for  $N = 1$ .

$N = a_6$	Triangulation
0	{124, 127, 135, 137, 145, 236, 237, 246, 356, 458, 468, 568 }
2	{123, 126, 134, 145, 159, 169, 267, 278, 23A, 28A, 348, 38A, 457, 478, 567, 569 }
3	{146, 149, 156, 157, 178, 189, 236, 238, 256, 25A, 278, 27A, 346, 34B, 389, 39B, 49B, 57A }

Table 3.13: Some triangulations of type  $(2, 0, 6)$

First we show that there exists a triangulation  $T = (2, 0, 6, N)$  for all  $N \geq 4$ . This can be constructed as follows:

The construction method of the triangulations of type  $(1, 1, 7)$  as given in Section 3.13 shows that there exists a triangulation  $T_1 : (1, 1, 7, m)$  for all  $m \geq 2$  which contains a self-reproductive configuration of type  $C$ ; hence it contains a triangle of degrees 4, 5, 5. If we insert a new point  $x$  of degree  $d(x) = 3$  into this triangle, then we can get a triangulation  $(2, 0, 6, N)$  for all  $N \geq 4$ .

For  $N = 0, 2, 3$ , the construction of the triangulations  $(2, 0, 6, N)$  are given in Table 3.13 above. For  $N = 1$ , the triangulation cannot be constructed. We can prove this as follows:

Let  $X = \{abcdefg\}$  with the triangles  $abc, acd, ade, aef, afg, abg$  and let the degrees of the points  $a, d$  be  $d(a) = 6, d(d) = 5$ . We consider the following two cases:

Case (I): Suppose that the degrees of the points  $e, c$  are three. Then the degree of the remaining points  $b, g, f$  must be five. Suppose that  $bcd, def$  form triangles. Since  $d(b) = 5$ , we cannot have the triangle  $dbg$ . Thus we introduce a new point  $h$  so that  $dhb$  forms a triangle. Since  $d$  has degree 5, we cannot form any more triangles involving  $d$ . In order for the construction to be of type  $(2, 0, 6, 1)$ ,  $h$  must have degree 5 and we must have another point  $i$  so that  $hib$  forms a triangle. But then  $gbi$  will also form a triangle contradicting the fact that  $b$  has degree 5.

Suppose without loss of generality that only  $bcd$  forms a triangle. Since  $d$  has degree 5, there must be a new point  $h$  so that  $dhb$  and  $edh$  form triangles. Since  $d(b) = 5$ , we must also have the triangle  $hbg$ . Since  $d(g) = 5$ , there must be a new point  $i$  so that  $hig$  and  $fgi$  form triangles. If we were to introduce new points in this construction, we would not be able to get a triangulation of the type  $(2, 0, 6, 1)$  which has only 9 points. But then  $f$  would only have degree 3 which is also a contradiction.

Suppose now that  $bcd$  and  $def$  do not form triangles. Then  $d$  must be connected to two new points  $h, i$  so that the triangles  $dhi, edh, cdi$  are formed. In order for the triangulation to be of type  $(2, 0, 6, 1)$ , the points  $h$  and  $i$  must have degree 5. Thus more triangles involving  $h$  and  $i$  must be formed. However, any other triangle formed involving  $h$  or  $i$  will result in  $c$  or  $e$  having degree more than 3; a contradiction.

Case (II): Suppose that  $d(e) = 5$  and  $d(c) = 3$ . Then there must be two new points  $h, i$  and the triangles  $edh, hei, ief$ . Since  $d(c) = 3$ , we must then have the triangles  $bcd, hdb$ . In order for the triangulation to be of the type  $(2, 0, 6, 1)$ ,  $b$  must have degree 5 and we must have the triangle  $hbg$ . Since we do not want to introduce anymore new points in this construction and  $h$  has degree 5, the triangle  $hif$  must be formed. Thus  $d(i) = 3$  and it follows that  $f, g$  must have degree 5. But in order for  $f, g$  to have degree 5, we have to introduce at least another new point; thus giving rise to a triangulation not of the form  $(2, 0, 6, 1)$ .

Hence, the triangulation  $(2, 0, 6, 1)$  cannot be constructed.

### 3.18 Triangulations of type $(2, 1, 4)$

We show that the triangulation  $(2, 1, 4, N)$  exists for all values of  $N$  except for  $N = 0$ .

$N = a_6$	Triangulation
1	{123, 126, 136, 234, 248, 268, 345, 357, 367, 457, 478, 678, }
2	{126, 128, 134, 137, 178, 146, 235, 237, 256, 278, 345, 459, 469, 569 }
3	{125, 128, 135, 139, 178, 179, 246, 24A, 25A, 268, 345, 346, 367, 379, 45A, 678 }

Table 3.14: Some triangulations of type  $(2, 1, 4)$

First we show that there exists a triangulation  $T : (2, 1, 4, N)$  for all  $N \geq 3$ . This can be constructed as follows:

The triangulation  $T_1 : (1, 2, 5, N)$  for all  $N \geq 1$  contains a self-reproductive configuration of type  $C$  and hence contains a triangle of degrees 4, 5, 5. The construction of the triangulation  $T_1 : (1, 2, 5, N)$  for all  $N \geq 1$  is given in Section 3.14. If we apply the mutant configuration of type  $M_2$  to the triangle of degrees 4, 5, 5 in the triangulation  $T_1$ , then we can get a triangulation  $(2, 1, 4, N + 2)$  for all  $N \geq 1$ , which is the same as the triangulation  $T : (2, 1, 4, N)$  for all  $N \geq 3$ .

For  $N = 1, 2$ , the construction of the triangulations  $(2, 1, 4, N)$  are given in Table 3.14 above. For  $N = 0$ , the triangulation cannot be constructed (see Eberhard [3] and Brückner [2], or Grünbaum [4]).

### 3.19 Triangulations of type $(2, 2, 2)$

In this section we show that there exists a triangulation  $T : (2, 2, 2, N)$  for all  $N \geq 0$ . This can be constructed as follows:

The triangulation  $T_1 : (2, 2, 2, 0)$  as given in Table 3.15 below contains a self-reproductive configuration of type  $A$ , namely,  $X = \{1, 2, 3\}$ . This self-reproductive configuration gives the triangulation  $T : (2, 2, 2, N)$  for all  $N \geq 0$ .

$N = a_6$	Triangulation
0	$\{123, 124, 146, 135, 156, 234, 345, 456\}$
1	$\{127, 137, 237, 124, 146, 135, 156, 234, 345, 456\}$
2	$\{127, 137, 278, 378, 238, 124, 146, 135, 156, 234, 345, 456\}$

Table 3.15: Some triangulations of type  $(2, 2, 2)$

## 3.20 Triangulations of type $(2, 3, 0)$

In this section we show that the triangulation  $(2, 3, 0, N)$  exists for all values of  $N$  except for  $N = 1$  and possibly  $N = 3, 7, 15, 31$ .

$N = a_6$	Triangulation
0	$\{123, 124, 134, 235, 245, 345\}$
13	$\{123, 12G, 134, 14K, 15G, 15K, 23E, 267, 26G, 27E, 389, 38E, 349, 49A, 45A, 45K, 56A, 56G, 67D, 6AD, 78B, 78E, 7BD, 89F, 8BF, 9AC, 9CF, ACD, BCF, BCH, BDH, CDH\}$

Table 3.16: Some triangulations of type  $(2, 3, 0)$

To construct triangulations of this type we will consider two cases: (1)  $N$  even, (2)  $N$  odd.

### 3.20.1 $N$ even

There exists a triangulation  $T : (2, 3, 0, 2m)$  for all  $m \geq 0$ . This can be constructed as follows:

The triangulation  $T_1 : (2, 3, 0, 0)$  as given in Table 3.16 above contains a self-reproductive configuration of type  $B_1$ , namely,  $X = \{1, 2, 3, 4, 5\}$ . This self-reproductive configuration gives the triangulation  $T : (2, 3, 0, 2m)$  for all  $m \geq 0$ .

### $N$ odd

In this case we will consider three types:  $1(6), 3(6), 5(6)$ .

### 3.20.2 1(6) type

To construct this type, we will consider the triangulations of the form  $(2, 3, 0, X+Ym)$  with  $Y = 24, 30, 48, 60$  and all possible values of  $X$ . The least common multiple of 24, 30, 48, 60 is 240. Therefore the values of  $N$  in this 1(6) type will be  $N = 1, 7, 13, 19, 25, 31, 37, 43, \dots, 217, 223, 229, 235$ . For the construction of these types we will consider the following cases:

#### Case 1

There exists a triangulation  $T = (2, 3, 0, 1 + 24m)$  for all  $m \geq 1$ . This can be constructed as follows:

Using the edge-fullering construction on the triangulation  $(2, 3, 0, 2h)$ , for all  $h \geq 0$ , we can get a triangulation  $T_1 = (2, 3, 0, 9 + 8h)$  for all  $h \geq 0$ , that is,  $EF(2, 3, 0, 2h) = (2, 3, 0, 9 + 8h)$ . The construction of the triangulation  $(2, 3, 0, 2h)$  for all  $h \geq 0$  is given in Section 3.20.1. If we substitute  $h = 2 + 3m$  for  $m \geq 0$  in  $T_1 = (2, 3, 0, 9 + 8h)$ , then we can get a triangulation  $(2, 3, 0, 25 + 24m)$  for  $m \geq 0$ , which is the same as the triangulation  $T = (2, 3, 0, 1 + 24m)$  for  $m \geq 1$ .

The triangulation  $T$  gives all the values of the case 1(24) except the initial value of  $N = 1$ . For  $N = 1$  the triangulation cannot be constructed. We can prove this as follows:

Let  $X = \{abcdefg\}$  with the triangles  $abc, acd, ade, aef, afg, abg$  so that the degree of the point  $a$  is  $d(a) = 6$ . This construction contains  $f_1 \geq 7$  points which is a contradiction, since the triangulation  $(2, 3, 0, 1)$  contains only 6 points. Hence, the triangulation  $(2, 3, 0, 1)$  cannot be constructed.

#### Case 2

There exists a triangulation  $T = (2, 3, 0, 7 + 30m)$  for all  $m \geq 1$ . This can be constructed as follows:

Glueing of the patches  $(1, 1, 1, 4 + 3h)_{5+2h}$  and  $(1, 1, 1, 11 + 7h)_{5+2h}$  by the method  $C$  (as explained in Section 3.4) gives a triangulation  $T_1 = (2, 3, 0, 17 + 10h)$  for all  $h \geq 0$ . The patch  $(1, 1, 1, 4 + 3h)_{5+2h}$  is of type  $A$  with  $k = 3$ , and  $(1, 1, 1, 11 + 7h)_{5+2h}$  is of type  $D$  with  $k = 5$  (types  $A$  and  $D$  are as given in Section 2.6).

If we let  $h = 2 + 3m$  for  $m \geq 0$  in the triangulation  $T_1 = (2, 3, 0, 17 + 10h)$ , then we can get a triangulation  $(2, 3, 0, 37 + 30m)$  for  $m \geq 0$ , which is the

same as the triangulation  $T = (2, 3, 0, 7 + 30m)$  for  $m \geq 1$ . The triangulation  $T$  gives all the values of the case 7(30), except the initial value of  $N = 7$ . We have not been able to construct a triangulation of the type  $(2, 3, 0, 7)$ .

### Case 3

There exists a triangulation  $T = (2, 3, 0, 19 + 24m)$  for all  $m \geq 1$ . This can be constructed as follows:

Glueing of the patches  $(1, 1, 1, 11 + 3h)_{9+2h}$  and  $(1, 1, 1, 14 + 5h)_{9+2h}$  by the method  $C$  (as explained in Section 3.4) gives a triangulation  $T_1 = (2, 3, 0, 27 + 8h)$  for all  $h \geq 0$ . The patch  $(1, 1, 1, 11 + 3h)_{9+2h}$  can be constructed from the patch  $(1, 1, 1, 5 + 3h')_{5+2h'}$  with the substitution of  $h' = 2 + h$  where the patch  $(1, 1, 1, 5 + 3h')_{5+2h'}$  is of type  $C$  with  $k = 5$  and  $(1, 1, 1, 14 + 5h)_{9+2h}$  is of type  $A$  with  $k = 5$  (types  $A$  and  $C$  are as given in Section 2.6).

If we let  $h = 2 + 3m$  for  $m \geq 0$  in the triangulation  $T_1 = (2, 3, 0, 27 + 8h)$ , then we can get a triangulation  $(2, 3, 0, 43 + 24m)$  for  $m \geq 0$ , which is the same as the triangulation  $T = (2, 3, 0, 19 + 24m)$  for  $m \geq 1$ . The triangulation  $T$  gives all the values of the case 19(24), except the initial value of  $N = 19$ . For  $N = 19$ , the triangulation  $(2, 3, 0, 19)$  can be constructed by glueing of the patches  $(1, 1, 1, 5)_5$  and  $(1, 1, 1, 7)_5$  via method  $A$  (as explained in Section 3.4). The construction of the patches  $(1, 1, 1, 5)_5$  and  $(1, 1, 1, 7)_5$  are given in Table 2.3.

### Case 4

There exists a triangulation  $T = (2, 3, 0, 13 + 48m)$  for all  $m \geq 1$ . This can be constructed as follows:

Glueing of the patch  $(1, 1, 1, 18 + 7h)_{7+2h}$  with itself by using the method  $A$  (as explained in Section 3.4) gives a triangulation  $T_1 = (2, 3, 0, 45 + 16h)$  for all  $h \geq 0$ . The patch  $(1, 1, 1, 18 + 7h)_{7+2h}$  is of type  $C$  with  $k = 7$  where type  $C$  is as given in Section 2.6. If we let  $h = 1 + 3m$  for  $m \geq 0$  in the triangulation  $T_1 = (2, 3, 0, 45 + 16h)$ , then we can get a triangulation  $(2, 3, 0, 61 + 48m)$  for  $m \geq 0$ , which is the same as the triangulation  $T = (2, 3, 0, 13 + 48m)$  for  $m \geq 1$ . The triangulation  $T$  gives all the values of the case 13(48), except the initial value of  $N = 13$ . For  $N = 13$ , the triangulation  $(2, 3, 0, 13)$  is given in Table 3.16.

### Case 5

There exists a triangulation  $T = (2, 3, 0, 31 + 60m)$  for all  $m \geq 1$ . This can be constructed as follows:

Glueing of the patches  $(1, 1, 1, 25 + 7h)_{9+2h}$  and  $(1, 1, 1, 35 + 11h)_{9+2h}$ , by using the method *A* (as explained in Section 3.4) gives a triangulation  $T_1 = (2, 3, 0, 71 + 20h)$  for all  $h \geq 0$ . The patch  $(1, 1, 1, 25 + 7h)_{9+2h}$  is of type B with  $k = 9$  and  $(1, 1, 1, 35 + 11h)_{9+2h}$  is of type C with  $k = 9$  (types *B* and *C* are as given in Section 2.6). If we let  $h = 1 + 3m$  for  $m \geq 0$  in the triangulation  $T_1 = (2, 3, 0, 71 + 20h)$ , then we can get a triangulation of type  $(2, 3, 0, 91 + 60m)$  for  $m \geq 0$ , which is the same as the triangulation  $T = (2, 3, 0, 31 + 60m)$  for  $m \geq 1$ . The triangulation  $T$  gives all the values of the case 31(60), except the initial value of  $N = 31$ . As for the case  $N = 7$ , we have not been able to construct a triangulation of the type  $(2, 3, 0, 31)$ .

### Case 6

There exists a triangulation  $T = (2, 3, 0, 43 + 60m)$  for all  $m \geq 1$ . This can be constructed as follows:

Glueing of the patches  $(1, 1, 1, 14 + 3h)_{11+2h}$  and  $(1, 1, 1, 56 + 15h)_{11+2h}$ , by the method *A* (as explained in Section 3.4) gives a triangulation  $T_1 = (2, 3, 0, 83 + 20h)$  for all  $h \geq 0$ . The patch  $(1, 1, 1, 14 + 3h)_{11+2h}$  can be constructed from the patch  $(1, 1, 1, 5 + 3h')_{5+2h'}$  with the substitution of  $h' = 3 + h$ . The patches  $(1, 1, 1, 5 + 3h')_{5+2h'}$  and  $(1, 1, 1, 56 + 15h)_{11+2h}$  are of type *C* with  $k = 5$  and  $k = 11$  respectively (type *C* is as given in Section 2.6). If we let  $h = 1 + 3m$  for  $m \geq 0$  in the triangulation  $T_1 = (2, 3, 0, 83 + 20h)$ , then we can get a triangulation  $(2, 3, 0, 103 + 60m)$  for  $m \geq 0$ , which is the same as the triangulation  $T = (2, 3, 0, 43 + 60m)$  for  $m \geq 1$ . The triangulation  $T$  gives all the values of the case 43(60), except the initial value of  $N = 43$ . For  $N = 43$ , the triangulation  $(2, 3, 0, 43)$  can be constructed by using the same method as described in case 3 above, with the substitution of  $m = 1$ .

From the six cases above, we have considered all possible values of  $N$  where  $N \equiv 1(6)$ , except the values 55(240), 79(240), 85(240), 133(240), 175(240), 181(240), 199(240), 229(240). To determine whether triangulations exist for these other values, we will consider triangulations of the form  $(2, 3, 0, X + 14m)$  and  $(2, 3, 0, Y + 28m)$  for some values of  $X$  and  $Y$ . The least common multiple of 14, 28, 240 is 1680. Therefore the values of  $N$  in this range are in the set  $N' = \{a + 240m \mid a + 240m \leq 1680; a = 55, 79, 85, 133, 175, 181, 199, 229; m \geq 1\}$ .



$0\}$ .

### Case i

There exists a triangulation  $T = (2, 3, 0, 99 + 14m)$  for all  $m \geq 0$ . This can be constructed by glueing of the patches  $(1, 1, 1, 29 + 3m)_{21+2m}$  and  $(1, 1, 1, 68 + 11m)_{21+2m}$  by the method  $C$ , as explained in Section 3.4. The patch  $(1, 1, 1, 29 + 3m)_{21+2m}$  can be constructed from the patch  $(1, 1, 1, 5 + 3h)_{5+2h}$  with the substitution of  $h = 8 + m$ . The patch  $(1, 1, 1, 5 + 3h)_{5+2h}$  is of type  $B$  with  $k = 5$  and  $(1, 1, 1, 68 + 11m)_{21+2m}$  is of type  $A$  with  $k = 11$  (types  $A$  and  $B$  are as given in Section 2.6). From the triangulation  $T = (2, 3, 0, 99 + 14m)$  for all  $m \geq 0$ , we can get the following triangulations:

1. If  $m = 14 + 120k$  for all  $k \geq 0$ , then we can get the triangulation  $(2, 3, 0, 295 + 1680k)$  for all  $k \geq 0$ . This gives some values of  $N$  in the  $55(240)$  case.
2. If  $m = 23 + 120k$  for all  $k \geq 0$ , then we can get the triangulation  $(2, 3, 0, 421 + 1680k)$  for all  $k \geq 0$ . This gives some values of  $N$  in the  $181(240)$  case.
3. If  $m = 71 + 120k$  for all  $k \geq 0$ , then we can get the triangulation  $(2, 3, 0, 1093 + 1680k)$  for all  $k \geq 0$ . This gives some values of  $N$  in the  $133(240)$  case.
4. If  $m = 95 + 120k$  for all  $k \geq 0$ , then we can get the triangulation  $(2, 3, 0, 1429 + 1680k)$  for all  $k \geq 0$ . This gives some values of  $N$  in the  $229(240)$  caes.
5. If  $m = 119 + 120k$  for all  $k \geq 0$ , then we can get the triangulation  $(2, 3, 0, 1765 + 1680k)$  for all  $k \geq 0$ , which is the same as the triangulation  $(2, 3, 0, 85 + 1680k)$  for all  $k \geq 1$ . This gives some values of  $N$  in the  $85(240)$  case.
6. If  $m = 50 + 120k$  for all  $k \geq 0$ , then we can get the triangulation  $(2, 3, 0, 799 + 1680k)$  for all  $k \geq 0$ . This gives some values of  $N$  in the  $79(240)$  case.
7. If  $m = 74 + 120k$  for all  $k \geq 0$ , then we can get the triangulation  $(2, 3, 0, 1135 + 1680k)$  for all  $k \geq 0$ . This gives some values of  $N$  in the  $175(240)$  case.

8. If  $m = 110 + 120k$  for all  $k \geq 0$ , then we can get the triangulation  $(2, 3, 0, 1639 + 1680k)$  for all  $k \geq 0$ . This gives some values of  $N$  in the 199(240) case.

### Case ii

There exists a triangulation  $T = (2, 3, 0, 257 + 28m)$  for all  $m \geq 0$ . This can be constructed by glueing of the patches  $(1, 1, 1, 161 + 15m)_{25+2m}$  and  $(1, 1, 1, 94 + 13m)_{25+2m}$  by the method  $C$ , as explained in Section 3.4. The patch  $(1, 1, 1, 161 + 15m)_{25+2m}$  can be constructed from the patch  $(1, 1, 1, 71 + 15h)_{13+2h}$  with the substitution of  $h = 6 + m$ . The patch  $(1, 1, 1, 71 + 15h)_{13+2h}$  is of type  $C$  with  $k = 13$  and  $(1, 1, 1, 94 + 13m)_{25+2m}$  is of type  $A$  with  $k = 13$  (types  $A$  and  $C$  are as given in Section 2.6). From the triangulation  $T = (2, 3, 0, 257 + 28m)$  for all  $m \geq 0$ , we can get the following triangulations:

1. If  $m = 11 + 60k$  for all  $k \geq 0$ , then we can get the triangulation  $(2, 3, 0, 565 + 1680k)$  for all  $k \geq 0$ . This gives some values of  $N$  in the 85(240) case.
2. If  $m = 23 + 60k$  for all  $k \geq 0$ , then we can get the triangulation  $(2, 3, 0, 901 + 1680k)$  for all  $k \geq 0$ . This gives some values of  $N$  in the 181(240) case.
3. If  $m = 47 + 60k$  for all  $k \geq 0$ , then we can get the triangulation  $(2, 3, 0, 1573 + 1680k)$  for all  $k \geq 0$ . This gives some values of  $N$  in the 133(240) case.
4. If  $m = 59 + 60k$  for all  $k \geq 0$ , then we can get the triangulation  $(2, 3, 0, 1909 + 1680k)$  for all  $k \geq 0$ , which is the same as the triangulation  $(2, 3, 0, 229 + 1680k)$  for all  $k \geq 1$ . This gives some values of  $N$  in the 229(240) case.

### Case iii

There exists a triangulation  $T = (2, 3, 0, 143 + 28m)$  for all values of  $m \geq 0$ . This can be constructed by glueing of the patches  $(1, 1, 1, 57 + 11m)_{13+2m}$  and  $(1, 1, 1, 71 + 15m)_{13+2m}$  by the method  $A$ , as explained in Section 3.4. The patch  $(1, 1, 1, 57 + 11m)_{13+2m}$  can be constructed from the patch  $(1, 1, 1, 24 + 11h)_{7+2h}$  with the substitution of  $h = 3 + m$ . The patch  $(1, 1, 1, 24 + 11h)_{7+2h}$  is of type  $D$  with  $k = 7$  and  $(1, 1, 1, 71 + 15m)_{13+2m}$  is of type  $C$  with  $k = 13$  (types  $C$  and

$D$  are as give in Section 2.6). From the triangulation  $T = (2, 3, 0, 143 + 28m)$  for all  $m \geq 0$ , we can get the following triangulations:

1. If  $m = 2 + 60k$  for all  $k \geq 0$  , then we can get the triangulation  $(2, 3, 0, 199 + 1680k)$  for all  $k \geq 0$ . This gives some values of  $N$  in the  $199(240)$  case.
2. If  $m = 14 + 60k$  for all  $k \geq 0$  , then we can get the triangulation  $(2, 3, 0, 535 + 1680k)$  for all  $k \geq 0$ . This gives some values of  $N$  in the  $55(240)$  case.
3. If  $m = 32 + 60k$  for all  $k \geq 0$  , then we can get the triangulation  $(2, 3, 0, 1039 + 1680k)$  for all  $k \geq 0$ . This gives some values of  $N$  in the  $79(240)$  case.
4. If  $m = 44 + 60k$  for all  $k \geq 0$  , then we can get the triangulation  $(2, 3, 0, 1375 + 1680k)$  for all  $k \geq 0$ . This gives some values of  $N$  in the  $175(240)$  case.

#### Case iv

There exists a triangulation  $T = (2, 3, 0, 185 + 28m)$  for all values of  $m \geq 0$ . This can be constructed by glueing of the patches  $(1, 1, 1, 53 + 7m)_{17+2m}$  and  $(1, 1, 1, 113 + 19m)_{17+2m}$  by the method  $A$ , as explained in Section 3.4. The patch  $(1, 1, 1, 53 + 7m)_{17+2m}$  can be constructed from the patch  $(1, 1, 1, 11 + 7h)_{5+2h}$  with the substitution of  $h = 6 + m$ . The patch  $(1, 1, 1, 11 + 7h)_{5+2h}$  is of type  $D$  with  $k = 5$  and  $(1, 1, 1, 113 + 19m)_{17+2m}$  is of type  $E$  with  $k = 17$  (types  $D$  and  $E$  are as give in Section 2.6). From the triangulation  $T = (2, 3, 0, 185 + 28m)$  for all  $m \geq 0$ , we can get the following triangulations:

1. If  $m = 5 + 60k$  for all  $k \geq 0$  , then we can get the triangulation  $(2, 3, 0, 325 + 1680k)$  for all  $k \geq 0$ . This gives some values of  $N$  in the  $85(240)$  case.
2. If  $m = 17 + 60k$  for all  $k \geq 0$  , then we can get the triangulation  $(2, 3, 0, 661 + 1680k)$  for all  $k \geq 0$ . This gives some values of  $N$  in the  $181(240)$  case.
3. If  $m = 41 + 60k$  for all  $k \geq 0$  , then we can get the triangulation  $(2, 3, 0, 1333 + 1680k)$  for all  $k \geq 0$ . This gives some values of  $N$  in the  $133(240)$  case.

4. If  $m = 53 + 60k$  for all  $k \geq 0$ , then we can get the triangulation  $(2, 3, 0, 1669 + 1680k)$  for all  $k \geq 0$ . This gives some values of  $N$  in the 229(240) case.

### Case v

There exists a triangulation  $T = (2, 3, 0, 167 + 28m)$  for all  $m \geq 0$ . This can be constructed by glueing of the patches  $(1, 1, 1, 46 + 9m)_{17+2m}$  and  $(1, 1, 1, 119 + 19m)_{17+2m}$  by the method  $C$ , as explained in Section 3.4. The patch  $(1, 1, 1, 119 + 19m)_{17+2m}$  can be constructed from the patch  $(1, 1, 1, 100 + 19h)_{15+2h}$  with the substitution of  $h = 1 + m$ . The patch  $(1, 1, 1, 100 + 19h)_{15+2h}$  is of type  $C$  with  $k = 15$  and the patch  $(1, 1, 1, 46 + 9m)_{17+2m}$  is of type  $A$  with  $k = 9$  (types  $A$  and  $C$  are as given in Section 2.6). From the triangulation  $T = (2, 3, 0, 167 + 28m)$  for all  $m \geq 0$ , we can get the following triangulations:

1. If  $m = 14 + 60k$  for all  $k \geq 0$ , then we can get the triangulation  $(2, 3, 0, 559 + 1680k)$  for all  $k \geq 0$ . This gives some values of  $N$  in the 79(240) case.
2. If  $m = 26 + 60k$  for all  $k \geq 0$ , then we can get the triangulation  $(2, 3, 0, 895 + 1680k)$  for all  $k \geq 0$ . This gives some values of  $N$  in the 175(240) case.
3. If  $m = 44 + 60k$  for all  $k \geq 0$ , then we can get the triangulation  $(2, 3, 0, 1399 + 1680k)$  for all  $k \geq 0$ . This gives some values of  $N$  in the 199(240) case.
4. If  $m = 56 + 60k$  for all  $k \geq 0$ , then we can get the triangulation  $(2, 3, 0, 1735 + 1680k)$  for all  $k \geq 0$ , which is the same as the triangulation  $(2, 3, 0, 55 + 1680k)$  for all  $k \geq 1$ . This gives some values of  $N$  in the 55(240) case.

### Case vi

There exists a triangulation  $T = (2, 3, 0, 263 + 28m)$  for all  $m \geq 0$ . This can be constructed by glueing of the patches  $(1, 1, 1, 35 + 3m)_{25+2m}$  and  $(1, 1, 1, 201 + 23m)_{25+2m}$  by the method  $A$ , as explained in Section 3.4. The patch  $(1, 1, 1, 35 + 3m)_{25+2m}$  can be constructed from the patch  $(1, 1, 1, 2 + 3h)_{3+2h}$  with the substitution of  $h = 11 + m$ . The patch  $(1, 1, 1, 2 + 3h)_{3+2h}$  is of type  $D$  with  $k = 3$  and  $(1, 1, 1, 201 + 23m)_{25+2m}$  is of type  $F$  with  $k = 25$  (types  $D$  and  $F$  are as

given in Section 2.6). From the triangulation  $T = (2, 3, 0, 263 + 28m)$  for all  $m \geq 0$ , we can get the following triangulations:

1. If  $m = 2 + 60k$  for all  $k \geq 0$ , then we can get the triangulation  $(2, 3, 0, 319 + 1680k)$  for all  $k \geq 0$ . This gives some values of  $N$  in the 79(240) case.
2. If  $m = 14 + 60k$  for all  $k \geq 0$ , then we can get the triangulation  $(2, 3, 0, 655 + 1680k)$  for all  $k \geq 0$ . This gives some values of  $N$  in the 175(240) case.
3. If  $m = 32 + 60k$  for all  $k \geq 0$ , then we can get the triangulation  $(2, 3, 0, 1159 + 1680k)$  for all  $k \geq 0$ . This gives some values of  $N$  in the 199(240) case.
4. If  $m = 44 + 60k$  for all  $k \geq 0$ , then we can get the triangulation  $(2, 3, 0, 1495 + 1680k)$  for all  $k \geq 0$ . This gives some values of  $N$  in the 55(240) case.

### Case vii

There exists a triangulation  $T = (2, 3, 0, 147 + 28m)$  for all  $m \geq 0$ . This can be constructed by glueing of the patches  $(1, 1, 1, 20 + 3m)_{15+2m}$  and  $(1, 1, 1, 110 + 23m)_{15+2m}$  by the method *A*, as explained in Section 3.4. The patch  $(1, 1, 1, 20 + 3m)_{15+2m}$  can be constructed from the patch  $(1, 1, 1, 5 + 3h)_{5+2h}$  with the substitution of  $h = 5 + m$ . The patches  $(1, 1, 1, 5 + 3h)_{5+2h}$  and  $(1, 1, 1, 110 + 23m)_{15+2m}$  are of type *B* with  $k = 5$  and  $k = 15$  respectively (type *B* is as given in Section 2.6). From the triangulation  $T = (2, 3, 0, 147 + 28m)$  for all  $m \geq 0$ , we can get the following triangulations:

1. If  $m = 1 + 60k$  for all  $k \geq 0$ , then we can get the triangulation  $(2, 3, 0, 175 + 1680k)$  for all  $k \geq 0$ . This gives some values of  $N$  in the 175(240) case.
2. If  $m = 19 + 60k$  for all  $k \geq 0$ , then we can get the triangulation  $(2, 3, 0, 679 + 1680k)$  for all  $k \geq 0$ . This gives some values of  $N$  in the 199(240) case.
3. If  $m = 31 + 60k$  for all  $k \geq 0$ , then we can get the triangulation  $(2, 3, 0, 1015 + 1680k)$  for all  $k \geq 0$ . This gives some values of  $N$  in the 55(240) case.

4. If  $m = 49 + 60k$  for all  $k \geq 0$ , then we can get the triangulation  $(2, 3, 0, 1519 + 1680k)$  for all  $k \geq 0$ . This gives some values of  $N$  in the 79(240) case.

### Case viii

There exists a triangulation  $T = (2, 3, 0, 135 + 28m)$  for all  $m \geq 0$ . This can be constructed by glueing of the patches  $(1, 1, 1, 39 + 7m)_{13+2m}$  and  $(1, 1, 1, 81 + 19m)_{13+2m}$  by the method *A*, as explained in Section 3.4. The patch  $(1, 1, 1, 39 + 7m)_{13+2m}$  can be constructed from the patch  $(1, 1, 1, 11 + 7h)_{5+2h}$  with the substitution of  $h = 4 + m$ . The patch  $(1, 1, 1, 11 + 7h)_{5+2h}$  is of type *D* with  $k = 5$  and  $(1, 1, 1, 81 + 19m)_{13+2m}$  is of type *C* with  $k = 13$  (types *C* and *D* are as given in Section 2.6). From the triangulation  $T = (2, 3, 0, 135 + 28m)$  for all  $m \geq 0$ , we can get the following triangulations:

1. If  $m = 10 + 60k$  for all  $k \geq 0$ , then we can get the triangulation  $(2, 3, 0, 415 + 1680k)$  for all  $k \geq 0$ . This gives some values of  $N$  in the 175(240) case.
2. If  $m = 28 + 60k$  for all  $k \geq 0$ , then we can get the triangulation  $(2, 3, 0, 919 + 1680k)$  for all  $k \geq 0$ . This gives some values of  $N$  in the 199(240) case.
3. If  $m = 40 + 60k$  for all  $k \geq 0$ , then we can get the triangulation  $(2, 3, 0, 1255 + 1680k)$  for all  $k \geq 0$ . This gives some values of  $N$  in the 55(240) case.
4. If  $m = 58 + 60k$  for all  $k \geq 0$ , then we can get the triangulation  $(2, 3, 0, 1759 + 1680k)$  for all  $k \geq 0$ , which is the same as the triangulation  $(2, 3, 0, 79 + 1680k)$  for all  $k \geq 1$ . This gives some values of  $N$  in the 79(240) case.

### Case ix

There exists a triangulation  $T = (2, 3, 0, 159 + 28m)$  for all  $m \geq 0$ . This can be constructed by glueing of the patches  $(1, 1, 1, 62 + 11m)_{15+2m}$  and  $(1, 1, 1, 80 + 15m)_{15+2m}$  by the method *A*, as explained in Section 3.4. The patch  $(1, 1, 1, 62 + 11m)_{15+2m}$  can be constructed from the patch  $(1, 1, 1, 51 + 11h)_{13+2h}$  with the substitution of  $h = 1 + m$ . The patches  $(1, 1, 1, 51 + 11h)_{13+2h}$  and  $(1, 1, 1, 80 + 15m)_{15+2m}$  are of type *E* with  $k = 13$  and  $k = 15$  respectively (type

$E$  is as given in Section 2.6). From the triangulation  $T = (2, 3, 0, 159 + 28m)$  for all  $m \geq 0$ , we can get the following triangulations:

1. If  $m = 40 + 60k$  for all  $k \geq 0$ , then we can get the triangulation  $(2, 3, 0, 1279 + 1680k)$  for all  $k \geq 0$ . This gives some values of  $N$  in the  $79(240)$  case.
2. If  $m = 52 + 60k$  for all  $k \geq 0$ , then we can get the triangulation  $(2, 3, 0, 1615 + 1680k)$  for all  $k \geq 0$ . This gives some values of  $N$  in the  $175(240)$  case.
3. If  $m = 10 + 60k$  for all  $k \geq 0$ , then we can get the triangulation  $(2, 3, 0, 439 + 1680k)$  for all  $k \geq 0$ . This gives some values of  $N$  in the  $199(240)$  case.
4. If  $m = 22 + 60k$  for all  $k \geq 0$ , then we can get the triangulation  $(2, 3, 0, 775 + 1680k)$  for all  $k \geq 0$ . This gives some values of  $N$  in the  $55(240)$  case.

#### Case x

There exists a triangulation  $T = (2, 3, 0, 377 + 28m)$  for all  $m \geq 0$ . This can be constructed by glueing of the patches  $(1, 1, 1, 238 + 21m)_{41+2m}$  and  $(1, 1, 1, 137+7m)_{41+2m}$  by the method  $C$ , as explained in Section 3.4. The patch  $(1, 1, 1, 137 + 7m)_{41+2m}$  can be constructed from the patch  $(1, 1, 1, 18 + 7h)_{7+2h}$  with the substitution of  $h = 17+m$ . The patch  $(1, 1, 1, 18+7h)_{7+2h}$  is of type  $B$  with  $k = 7$  and  $(1, 1, 1, 238 + 21m)_{41+2m}$  is of type  $A$  with  $k = 21$  (types  $A$  and  $B$  are as given in Section 2.6). From the triangulation  $T = (2, 3, 0, 377 + 28m)$  for all  $m \geq 0$ , we can get the following triangulations:

1. If  $m = 17 + 60k$  for all  $k \geq 0$ , then we can get the triangulation  $(2, 3, 0, 853 + 1680k)$  for all  $k \geq 0$ . This gives some values of  $N$  in the  $133(240)$  case.
2. If  $m = 29 + 60k$  for all  $k \geq 0$ , then we can get the triangulation  $(2, 3, 0, 1189 + 1680k)$  for all  $k \geq 0$ . This gives some values of  $N$  in the  $229(240)$  case.
3. If  $m = 41 + 60k$  for all  $k \geq 0$ , then we can get the triangulation  $(2, 3, 0, 1525 + 1680k)$  for all  $k \geq 0$ . This gives some values of  $N$  in the  $85(240)$  case.

4. If  $m = 53 + 60k$  for all  $k \geq 0$ , then we can get the triangulation  $(2, 3, 0, 1861 + 1680k)$  for all  $k \geq 0$ , which is the same as the triangulation  $(2, 3, 0, 181 + 1680k)$  for all  $k \geq 1$ . This gives some values of  $N$  in the 181(240) case.

### Case xi

There exists a triangulation  $T = (2, 3, 0, 137 + 28m)$  for all  $m \geq 0$ . This can be constructed by glueing of the patches  $(1, 1, 1, 51 + 11m)_{13+2m}$  and  $(1, 1, 1, 71+15m)_{13+2m}$  by the method *A*, as explained in Section 3.4. The patch  $(1, 1, 1, 51 + 11m)_{13+2m}$  is of type *E* with  $k = 13$  and  $(1, 1, 1, 71 + 15m)_{13+2m}$  is of type *C* with  $k = 13$  (types *C* and *E* are as given in Section 2.6). From the triangulation  $T = (2, 3, 0, 137 + 28m)$  for all  $m \geq 0$ , we can get the following triangulations:

1. If  $m = 17 + 60k$  for all  $k \geq 0$ , then we can get the triangulation  $(2, 3, 0, 613 + 1680k)$  for all  $k \geq 0$ . This gives some values of  $N$  in the 133(240) case.
2. If  $m = 29 + 60k$  for all  $k \geq 0$ , then we can get the triangulation  $(2, 3, 0, 949 + 1680k)$  for all  $k \geq 0$ . This gives some values of  $N$  in the 229(240) case.
3. If  $m = 41 + 60k$  for all  $k \geq 0$ , then we can get the triangulation  $(2, 3, 0, 1285 + 1680k)$  for all  $k \geq 0$ . This gives some values of  $N$  in the 85(240) case.
4. If  $m = 53 + 60k$  for all  $k \geq 0$ , then we can get the triangulation  $(2, 3, 0, 1621 + 1680k)$  for all  $k \geq 0$ . This gives some values of  $N$  in the 181(240) case.

### Case xii

There exists a triangulation  $T = (2, 3, 0, 161 + 28m)$  for all  $m \geq 0$ . This can be constructed by glueing of the patches  $(1, 1, 1, 46 + 9m)_{17+2m}$  and  $(1, 1, 1, 113 + 19m)_{17+2m}$  by the method *C*, as explained in Section 3.4. The patch  $(1, 1, 1, 46 + 9m)_{17+2m}$  is of type *A* with  $k = 9$  and  $(1, 1, 1, 113 + 19m)_{17+2m}$  is of type *E* with  $k = 17$  (types *A* and *E* are as given in Section 2.6). From the triangulation  $T = (2, 3, 0, 161 + 28m)$  for all  $m \geq 0$ , we can get the following triangulations:



1. If  $m = 59 + 60k$  for all  $k \geq 0$ , then we can get the triangulation  $(2, 3, 0, 1813 + 1680k)$  for all  $k \geq 0$ , which is the same as the triangulation  $(2, 3, 0, 133 + 1680k)$  for all  $k \geq 1$ . This gives some values of  $N$  in the 133(240) case.
2. If  $m = 23 + 60k$  for all  $k \geq 0$ , then we can get the triangulation  $(2, 3, 0, 805 + 1680k)$  for all  $k \geq 0$ . This gives some values of  $N$  in the 85(240) case.
3. If  $m = 11 + 60k$  for all  $k \geq 0$ , then we can get the triangulation  $(2, 3, 0, 469 + 1680k)$  for all  $k \geq 0$ . This gives some values of  $N$  in the 229(240) case.
4. If  $m = 35 + 60k$  for all  $k \geq 0$ , then we can get the triangulation  $(2, 3, 0, 1141 + 1680k)$  for all  $k \geq 0$ . This gives some values of  $N$  in the 181(240) case.

### Case xiii

There exists a triangulation  $T = (2, 3, 0, 233 + 28m)$  for all  $m \geq 0$ . This can be constructed by glueing of the patches  $(1, 1, 1, 94 + 13m)_{25+2m}$  and  $(1, 1, 1, 137 + 15m)_{25+2m}$  by the method  $C$ , as explained in Section 3.4. The patch  $(1, 1, 1, 137 + 15m)_{25+2m}$  can be constructed from the patch  $(1, 1, 1, 107 + 15h)_{21+2h}$  with the substitution of  $h = 2 + m$ . The patch  $(1, 1, 1, 107 + 15h)_{21+2h}$  is of type  $F$  with  $k = 21$  and  $(1, 1, 1, 94 + 13m)_{25+2m}$  is of type  $A$  with  $k = 13$  (types  $A$  and  $F$  are as given in Section 2.6). From the triangulation  $T = (2, 3, 0, 233 + 28m)$  for all  $m \geq 0$ , we can get the following triangulations:

1. If  $m = 29 + 60k$  for all  $k \geq 0$ , then we can get the triangulation  $(2, 3, 0, 1045 + 1680k)$  for all  $k \geq 0$ . This gives some values of  $N$  in the 85(240) case.
2. If  $m = 5 + 60k$  for all  $k \geq 0$ , then we can get the triangulation  $(2, 3, 0, 373 + 1680k)$  for all  $k \geq 0$ . This gives some values of  $N$  in the 133(240) case.
3. If  $m = 41 + 60k$  for all  $k \geq 0$ , then we can get the triangulation  $(2, 3, 0, 1381 + 1680k)$  for all  $k \geq 0$ . This gives some values of  $N$  in the 181(240) case.
4. If  $m = 17 + 60k$  for all  $k \geq 0$ , then we can get the triangulation  $(2, 3, 0, 709 + 1680k)$  for all  $k \geq 0$ . This gives some values of  $N$  in the 229(240) case.

From the above 13 cases we found triangulations for all values of  $N$  in  $N'$  except for the values 55, 79, 85, 181, 229. We can construct the triangulations for these values as follows:

1. The triangulation  $(2, 3, 0, 55)$  exists. This can be constructed by glueing of the patches  $(1, 1, 1, 19)_9$  and  $(1, 1, 1, 25)_9$  by the method  $A$ , as explained in Section 3.4. The patch  $(1, 1, 1, 19)_9$  is of type  $M$  with  $k = 9$  and  $(1, 1, 1, 25)_9$  is of type  $L$  with  $k = 9$  (types  $M$  and  $L$  are as given in Section 2.6).
2. The triangulation  $(2, 3, 0, 79)$  exists. This can be constructed by glueing of the patches  $(1, 1, 1, 26)_{11}$  and  $(1, 1, 1, 40)_{11}$  by the method  $A$ , as explained in Section 3.4. The patch  $(1, 1, 1, 26)_{11}$  is of type  $O$  with  $k = 11$  and  $(1, 1, 1, 40)_{11}$  is of type  $M$  with  $k = 11$  (types  $O$  and  $M$  are as given in Section 2.6).
3. The triangulation  $(2, 3, 0, 85)$  exists. This can be constructed by glueing of the patch  $(1, 1, 1, 37)_9$  with itself (that is,  $(1, 1, 1, 37)_9$  and  $(1, 1, 1, 37)_9$ ) by the method  $A$ , as explained in Section 3.4. The patch  $(1, 1, 1, 37)_9$  is of type  $I$  with  $k = 9$  (type  $I$  is as given in Section 2.6).
4. The triangulation  $(2, 3, 0, 181)$  exists. This can be constructed by glueing of the patch  $(1, 1, 1, 83)_{13}$  with itself (that is,  $(1, 1, 1, 83)_{13}$  and  $(1, 1, 1, 83)_{13}$ ) by the method  $A$ , as explained in Section 3.4. The patch  $(1, 1, 1, 83)_{13}$  is of type  $I$  with  $k = 13$  (type  $I$  is as given in Section 2.6).
5. The triangulation  $(2, 3, 0, 229)$  exists. This can be constructed by glueing of the patches  $(1, 1, 1, 31)_{23}$  and  $(1, 1, 1, 196)_{23}$  by the method  $B$ , as explained in Section 3.4. The patch  $(1, 1, 1, 31)_{23}$  is of type  $A$  with  $k = 3, m = 9$  and  $(1, 1, 1, 196)_{23}$  is of type  $E$  with  $k = 19, m = 2$  (types  $A$  and  $E$  are as given in Section 2.6).

### 3.20.3 $3(6)$ type

To construct this type, we will consider the triangulations of the form  $(2, 3, 0, X + Ym)$  with  $Y = 6, 12, 18, 24, 30, 36$  and all possible values of  $X$ . The least common multiple of 6, 12, 18, 24, 30, 36 is 360. Therefore the values of  $N$  to consider in this  $3(6)$  type are  $\{3 + Ym \mid 3 + Ym \leq 360, Y = 6, 12, 18, 24, 30, 36; m \geq 0\}$ . For the constructions we will consider the following cases:

### Case 1

The triangulation  $(2, 3, 0, 21 + 12m)$  exists for all  $m \geq 0$ , by glueing of the patches  $(0, 3, 0, 16)_{12}$  and  $(2, 0, 0, 5)_{12}$ . The patch  $(0, 3, 0, 16)_{12}$  can be constructed from the patch given in Theorem 2.2.1(iii) with  $h = 4, k = 2$  and the patch  $(2, 0, 0, 5)_{12}$  is a special case of patches of the type  $(2, 0, 0)$  with  $k = 6, r = 0$  (as discussed in Section 2.1).

### Case 2

The triangulation  $(2, 3, 0, 33 + 18m)$  exists for all  $m \geq 0$ , by glueing of the patches  $(0, 3, 0, 25)_{18}$  and  $(2, 0, 0, 8)_{18}$ . The patch  $(0, 3, 0, 25)_{18}$  can be constructed from the patch given in Theorem 2.2.1(ii) with  $h = 6$  and the patch  $(2, 0, 0, 8)_{18}$  is a special case of patches of the type  $(2, 0, 0)$  with  $k = 9, r = 0$  (as discussed in Section 2.1).

### Case 3

The triangulation  $(2, 3, 0, 57 + 18m)$  exists for all  $m \geq 0$ , by glueing of the patches  $(0, 3, 0, 49)_{18}$  and  $(2, 0, 0, 8)_{18}$ . The patch  $(0, 3, 0, 49)_{18}$  can be constructed from the patch given in Theorem 2.2.1(iv) with  $h = 6, k = 4, l = 2$  and the patch  $(2, 0, 0, 8)_{18}$  is a special case of patches of the type  $(2, 0, 0)$  with  $k = 9, r = 0$  (as discussed in Section 2.1).

### Case 4

The triangulation  $(2, 3, 0, 93 + 30m)$  exists for all  $m \geq 0$ , by glueing of the patches  $(0, 3, 0, 79)_{30}$  and  $(2, 0, 0, 14)_{30}$ . The patch  $(0, 3, 0, 79)_{30}$  can be constructed from the patch given in Theorem 2.2.1(iii) with  $h = 10, k = 2$  and the patch  $(2, 0, 0, 14)_{30}$  is a special case of patches of the type  $(2, 0, 0)$  with  $k = 15, r = 0$  (as discussed in Section 2.1).

### Case 5

The triangulation  $(2, 3, 0, 141 + 30m)$  exists for all  $m \geq 0$ , by glueing of the patches  $(0, 3, 0, 127)_{30}$  and  $(2, 0, 0, 14)_{30}$ . The patch  $(0, 3, 0, 127)_{30}$  can be constructed from the patch given in Theorem 2.2.1(iv) with  $h = 10, k = 4, l = 4$  and the patch  $(2, 0, 0, 14)_{30}$  is a special case of patches of the type  $(2, 0, 0)$  with  $k = 15, r = 0$  (as discussed in Section 2.1).

### Case 6

The triangulation  $(2, 3, 0, 129 + 30m)$  exists for all  $m \geq 0$ , by glueing of the patches  $(0, 3, 0, 115)_{30}$  and  $(2, 0, 0, 14)_{30}$ . The patch  $(0, 3, 0, 115)_{30}$  can be constructed from the patch given in Theorem 2.2.1(iv) with  $h = 10$ ,  $k = 6$ ,  $l = 2$  and the patch  $(2, 0, 0, 14)_{30}$  is a special case of patches of the type  $(2, 0, 0)$  with  $k = 15$ ,  $r = 0$  (as discussed in Section 2.1).

### Case 7

The triangulation  $(2, 3, 0, 165 + 30m)$  exists for all  $m \geq 0$ , by glueing of the patches  $(0, 3, 0, 151)_{30}$  and  $(2, 0, 0, 14)_{30}$ . The patch  $(0, 3, 0, 151)_{30}$  can be constructed from the patch given in Theorem 2.2.1(iv) with  $h = 10$ ,  $k = 8$ ,  $l = 6$  and the patch  $(2, 0, 0, 14)_{30}$  is a special case of patches of the type  $(2, 0, 0)$  with  $k = 15$ ,  $r = 0$  (as discussed in Section 2.1).

From the above seven cases, we found triangulations of the type  $(2, 3, 0, N)$  for all  $N \equiv 3(6)$  except for the case  $N \equiv 27(180)$  and the values  $N = 3, 9, 15, 39, 63, 99, 135$ . We next find triangulations for the case  $N \equiv 27(180)$ . To do this, we will consider the following cases:

### Case (i)

The triangulation  $T = (2, 3, 0, 27 + 1260m)$  exists for all  $m \geq 1$ . This can be constructed as follows:

Glueing of the patches  $(0, 3, 0, 301)_{42}$  and  $(2, 0, 0, 20)_{42}$  gives a triangulation  $T_1 = (2, 3, 0, 321 + 42h)$  for  $h \geq 0$ . The patch  $(2, 0, 0, 20)_{42}$  is a special case of patches of the type  $(2, 0, 0)$  with  $k = 21$ ,  $r = 0$  (as discussed in Section 2.1) and the patch  $(0, 3, 0, 301)_{42}$  is as given in Theorem 2.2.1(iv) with  $h = 14$ ,  $k = 12$ ,  $l = 10$ . If we substitute  $h = 23 + 30m$  in the triangulation  $T_1 = (2, 3, 0, 321 + 42h)$ , then we can get the triangulation  $(2, 3, 0, 1287 + 1260m)$  for  $m \geq 0$  which is the same as the triangulation  $T = (2, 3, 0, 27 + 1260m)$  for  $m \geq 1$ . The triangulation  $T$  gives all the values of the  $27(1260)$  case, except the initial value 27. For  $N = 27$  the triangulation  $(2, 3, 0, 27)$  can be constructed as follows:

Glueing of the patches  $(1, 1, 1, 4 + 3m)_{5+2m}$  and  $(1, 1, 1, 11 + 7m)_{5+2m}$  by the method  $C$ , as explained in Section 3.4, gives a triangulation  $(2, 3, 0, 17 + 10m)$  for  $m \geq 0$ . If  $m = 1$ , then we can get the triangulation  $(2, 3, 0, 27)$ . The patch

$(1, 1, 1, 4 + 3m)_{5+2m}$  is of type  $A$  with  $k = 3$  and  $(1, 1, 1, 11 + 7m)_{5+2m}$  is of type  $D$  with  $k = 5$  (types  $A$  and  $D$  are as given in Section 2.6).

### Case (ii)

The triangulation  $T = (2, 3, 0, 207 + 1260m)$  exists for all  $m \geq 1$ . This can be constructed as follows:

Glueing of the patches  $(0, 3, 0, 229)_{42}$  and  $(2, 0, 0, 20)_{42}$  gives a triangulation  $T_1 = (2, 3, 0, 249 + 42h)$  for  $h \geq 0$ . The patch  $(2, 0, 0, 20)_{42}$  is a special case of patches of the type  $(2, 0, 0)$  with  $k = 21, r = 0$  (as discussed in Section 2.1) and the patch  $(0, 3, 0, 229)_{42}$  is as given in Theorem 2.2.1(iv) with  $h = 14, k = 6, l = 4$ . If we substitute  $h = 29 + 30m$  in the triangulation  $T_1 = (2, 3, 0, 249 + 42h)$ , then we can get the triangulation  $(2, 3, 0, 1467 + 1260m)$  for  $m \geq 0$ , which is the same as the triangulation  $T = (2, 3, 0, 207 + 1260m)$  for  $m \geq 1$ . The triangulation  $T$  gives all the values of the 207(1260) case, except the initial value 207. For  $N = 207$  the triangulation  $(2, 3, 0, 207)$  can be constructed as follows:

Glueing of the patches  $(1, 1, 1, 4 + 3m)_{5+2m}$  and  $(1, 1, 1, 11 + 7m)_{5+2m}$  by the method  $C$ , as explained in Section 3.4, gives a triangulation  $(2, 3, 0, 17 + 10m)$  for  $m \geq 0$ . If  $m = 19$ , then we can get the triangulation  $(2, 3, 0, 207)$ . The patch  $(1, 1, 1, 4 + 3m)_{5+2m}$  is of type  $A$  with  $k = 3$  and  $(1, 1, 1, 11 + 7m)_{5+2m}$  is of type  $D$  with  $k = 5$  (types  $A$  and  $D$  are as given in Section 2.6).

### Case (iii)

The triangulation  $T = (2, 3, 0, 387 + 1260m)$  exists for all  $m \geq 0$ . This can be constructed as follows:

Glueing of the patches  $(0, 3, 0, 157)_{42}$  and  $(2, 0, 0, 20)_{42}$  gives a triangulation  $T_1 = (2, 3, 0, 177 + 42h)$  for  $h \geq 0$ . The patch  $(2, 0, 0, 20)_{42}$  is a special case of patches of the type  $(2, 0, 0)$  with  $k = 21, r = 0$  (as discussed in Section 2.1) and the patch  $(0, 3, 0, 157)_{42}$  is as given in Theorem 2.2.1(iii) with  $h = 14, k = 4$ . If we substitute  $h = 5 + 30m$  in the triangulation  $T_1 = (2, 3, 0, 177 + 42h)$ , then we can get the triangulation  $T = (2, 3, 0, 387 + 1260m)$  for  $m \geq 0$ . The triangulation  $T$  gives all the values of the 387(1260) case.

### Case (iv)

The triangulation  $T = (2, 3, 0, 567 + 1260m)$  exists for all  $m \geq 0$ . This can be constructed as follows:

Glueing of the patches  $(0, 3, 0, 169)_{42}$  and  $(2, 0, 0, 20)_{42}$  gives a triangulation  $T_1 = (2, 3, 0, 189 + 42h)$  for  $h \geq 0$ . The patch  $(2, 0, 0, 20)_{42}$  is a special case of patches of the type  $(2, 0, 0)$  with  $k = 21, r = 0$  (as discussed in Section 2.1) and the patch  $(0, 3, 0, 169)_{42}$  is as given in Theorem 2.2.1(iv) with  $h = 14, k = 2, l = 2$ . If we substitute  $h = 9 + 30m$  in the triangulation  $T_1 = (2, 3, 0, 189 + 42h)$ , then we can get the triangulation  $T = (2, 3, 0, 567 + 1260m)$  for  $m \geq 0$ . The triangulation  $T$  gives all the values of the 567(1260) case.

### Case (v)

The triangulation  $T = (2, 3, 0, 747 + 1260m)$  exists for  $m \geq 0$ . This can be constructed as follows:

Glueing of the patches  $(0, 3, 0, 265)_{42}$  and  $(2, 0, 0, 20)_{42}$  gives a triangulation  $T_1 = (2, 3, 0, 285 + 42h)$  for  $h \geq 0$ . The patch  $(2, 0, 0, 20)_{42}$  is a special case of patches of the type  $(2, 0, 0)$  with  $k = 21, r = 0$  (as discussed in Section 2.1) and the patch  $(0, 3, 0, 265)_{42}$  is from the patch given in Theorem 2.2.1(iv) with  $h = 14, k = 10, l = 6$ . If we substitute  $h = 11 + 30m$  in the triangulation  $T_1 = (2, 3, 0, 285 + 42h)$ , then we can get the triangulation  $T = (2, 3, 0, 747 + 1260m)$  for  $m \geq 0$ . The triangulation  $T$  gives all the values of the 747(1260) case.

### Case (vi)

The triangulation  $T = (2, 3, 0, 927 + 1260m)$  exists for all  $m \geq 0$ . This can be constructed as follows:

Glueing of the patches  $(0, 3, 0, 277)_{42}$  and  $(2, 0, 0, 20)_{42}$  gives a triangulation  $T_1 = (2, 3, 0, 297 + 42h)$  for  $h \geq 0$ . The patch  $(2, 0, 0, 20)_{42}$  is a special case of patches of the type  $(2, 0, 0)$  with  $k = 21, r = 0$  (as discussed in Section 2.1) and the patch  $(0, 3, 0, 277)_{42}$  is from the patch given in Theorem 2.2.1(iv) with  $h = 14, k = 8, l = 8$ . If we substitute  $h = 15 + 30m$  in the triangulation  $T_1 = (2, 3, 0, 297 + 42h)$ , then we can get the triangulation  $T = (2, 3, 0, 927 + 1260m)$  for  $m \geq 0$ . The triangulation  $T$  gives all the values of the 927(1260) case.

### Case (vii)

The triangulation  $T = (2, 3, 0, 1107 + 1260m)$  exists for all  $m \geq 0$ . This can be constructed as follows:

Glueing of the patches  $(0, 3, 0, 205)_{42}$  and  $(2, 0, 0, 20)_{42}$  gives a triangulation  $T_1 = (2, 3, 0, 225 + 42h)$  for  $h \geq 0$ . The patch  $(2, 0, 0, 20)_{42}$  is a special case of patches of the type  $(2, 0, 0)$  with  $k = 21, r = 0$  (as discussed in Section 2.1) and

the patch  $(0, 3, 0, 205)_{42}$  is as given in Theorem 2.2.1(iv) with  $h = 14, k = 8, l = 2$ . If we substitute  $h = 21 + 30m$  in the triangulation  $T_1 = (2, 3, 0, 225 + 42h)$ , then we can get the triangulation  $T = (2, 3, 0, 1107 + 1260m)$  for  $m \geq 0$ . The triangulation  $T$  gives all the values of the 1107(1260) case.

Case (i) to (vii) above give triangulations for all the values of the 27(180) case. The remaining values of  $N$  to consider are  $N = 3, 9, 15, 39, 63, 99, 135$ .

1. The triangulation  $(2, 3, 0, 9)$  can be constructed as follows: Glueing of the patches  $(1, 1, 1, 2 + 3m)_{3+2m}$  and  $(1, 1, 1, 2 + 3m)_{3+2m}$  by the method  $A$ , as explained in Section 3.4, gives a triangulation  $(2, 3, 0, 9 + 8m)$  for  $m \geq 0$ . If  $m = 0$ , then we can get the triangulation  $(2, 3, 0, 9)$ . The patch  $(1, 1, 1, 2 + 3m)_{3+2m}$  is of type  $D$  with  $k = 3$  (type  $D$  is as given in Section 2.6).
2. The triangulation  $(2, 3, 0, 39)$  can be constructed by glueing of the patches  $(1, 1, 1, 12)_7$  and  $(1, 1, 1, 18)_7$  by the method  $A$ , as explained in Section 3.4. The patch  $(1, 1, 1, 12)_7$  is of type  $K$  with  $k = 7$  and  $(1, 1, 1, 18)_7$  is of type  $J$  with  $k = 7$  (types  $J$  and  $K$  are as given in Section 2.6).
3. The triangulation  $(2, 3, 0, 63)$  can be constructed by glueing of the patches  $(1, 1, 1, 11)_9$  and  $(1, 1, 1, 41)_9$  by the method  $A$ , as explained in Section 3.4. The patch  $(1, 1, 1, 11)_9$  is given in Table 2.6 and  $(1, 1, 1, 41)_9$  is of type  $H$  with  $k = 9$  (type  $H$  is as given in Section 2.6).
4. The triangulation  $(2, 3, 0, 99)$  can be constructed by glueing of the patches  $(1, 1, 1, 40)_{11}$  and  $(1, 1, 1, 46)_{11}$  by the method  $A$ , as explained in Section 3.4. The patch  $(1, 1, 1, 40)_{11}$  is of type  $M$  with  $k = 11$  and  $(1, 1, 1, 46)_{11}$  is of type  $L$  with  $k = 11$  (types  $K$  and  $L$  are as given in Section 2.6).
5. The triangulation  $(2, 3, 0, 135)$  can be constructed by glueing of the patches  $(1, 1, 1, 33)_{13}$  and  $(1, 1, 1, 87)_{13}$  by the method  $A$ , as explained in Section 3.4. The patch  $(1, 1, 1, 33)_{13}$  is of type  $E$  with  $k = 11, m = 1$  and  $(1, 1, 1, 87)_{13}$  is of type  $H$  with  $k = 13$  (types  $E$  and  $H$  are as given in Section 2.6).

We have not been able to construct triangulations for the case  $N = 3, 15$ .

### 3.20.4 5(6) type

The triangulation  $T = (2, 3, 0, 5 + 6m)$  for all  $m \geq 0$  can be constructed by glueing of the patches  $(2, 0, 0, 2)_6$  and  $(0, 3, 0, 3)_6$ . The patch  $(2, 0, 0, 2)_6$  is a

special case of patches of the type  $(2, 0, 0)$  with  $k = 3, r = 0$  (as discussed in Section 2.1) and the patch  $(0, 3, 0, 3)_6$  is as given in Theorem 2.2.1(ii) with  $h = 2$ . The triangulation  $T$  gives all the values of the  $5(6)$  type.

## 3.21 Triangulations of type $(3, 0, 3)$

In this section we show that the triangulation  $(3, 0, 3, N)$  exists for all values of  $N$  except for  $N = 0, 2$  and possibly  $N = 4, 12$ .

$N = a_6$	Triangulation
1	$\{125, 127, 135, 136, 146, 147, 247, 235, 346, 234\}$
3	$\{123, 129, 138, 148, 145, 237, 256, 267, 259, 348, 346, 367, 159, 456\}$
6	$\{123, 134, 145, 15B, 12B, 237, 27C, 2AC, 2AB, 345, 356, 367, 569, 689, 678, 789, ABC, 59B, 79C, 9BC\}$
8	$\{12B, 128, 15B, 15C, 189, 19C, 237, 23E, 27B, 28E, 348, 34A, 37A, 38E, 456, 459, 46A, 489, 56B, 59C, 67B, 67D, 6AD, 7AD\}$

Table 3.17: Some triangulations of type  $(3, 0, 3)$

To construct triangulations of this type we will consider two cases: (1)  $N$  odd, (2)  $N$  even.

### 3.21.1 $N$ odd

There exists a triangulation  $T : (3, 0, 3, 2m + 1)$  for all  $m \geq 0$ . This can be constructed as follows:

In Section 3.23 it will be shown that the triangulation  $T_1 : (4, 0, 0, 2n)$  exists for each  $n \geq 2$ . This triangulation has a point of degree 3 adjacent to three points, say  $x, y, z$  of degree 6. If we remove this point of degree three, then the degrees of the points  $x, y, z$  will become 5, that is, we will get three points of degree 5. Hence, we will get the triangulation  $T : (3, 0, 3, 2m + 1)$  for  $m \geq 0$ .

### $N$ even

In this case we will consider three types:  $0(6), 2(6), 4(6)$ .



### 3.21.2 $0(6)$ type

To construct triangulations of this type, we will consider two sub-types:  $0(12)$ ,  $6(12)$ .

#### Case 1: $0(12)$ type

There exists a triangulation  $T : (3, 0, 3, 0 + 12m)$  for all  $m \geq 3$ . This can be constructed as follows:

Glueing of the patches  $(1, 0, 3, 31)_{12}$  and  $(2, 0, 0, 5)_{12}$  gives a triangulation  $(3, 0, 3, 36 + 12m)$  for  $m \geq 0$ , which is the same as the triangulation  $T : (3, 0, 3, 0 + 12m)$  for  $m \geq 3$ . The patch  $(1, 0, 3, 31)_{12}$  can be constructed by using the edge-fullering construction on the patch  $(1, 0, 3, 7)_6$ , that is,  $EF(1, 0, 3, 7)_6 = (1, 0, 3, 31)_{12}$  where  $(1, 0, 3, 7)_6$  is given in Table 2.4. The patch  $(2, 0, 0, 5)_{12}$  is a special case of patches of the type  $(2, 0, 0)$  with  $k = 6, r = 0$  (as discussed in Section 2.1).

The triangulation  $T$  gives all the values of the  $0(12)$  type, except the initial values  $N = 0, 12, 24$ . For  $N = 0$ , the triangulation cannot be constructed as has been shown by Eberhard [3] and Brückner [2] (see also Grünbaum [4]). We have not been able to construct a triangulation for the case  $N = 12$ . For  $N = 24$ , the triangulation  $(3, 0, 3, 24)$  can be constructed by using the edge-fullering construction on the triangulation  $(3, 0, 3, 3)$ , that is,  $EF(3, 0, 3, 3) = (3, 0, 3, 24)$ . The construction of the triangulation  $(3, 0, 3, 3)$  is given in Table 3.17.

#### Case2: $6(12)$ type

We will divide this type into two more sub-types:  $6(24)$  and  $18(24)$ .

#### Case 2.1: $6(24)$ type

There exists a triangulation  $T : (3, 0, 3, 6 + 24m)$  for all  $m \geq 1$ . This can be constructed as follows:

Glueing of the patches  $(1, 0, 3, 27)_8$  and  $(2, 0, 0, 3)_8$  gives a triangulation  $T_1 : (3, 0, 3, 30 + 8h)$  for  $h \geq 0$ . If  $h = 3m$ , then we can get the triangulation  $(3, 0, 3, 30 + 24m)$  for  $m \geq 0$ , which is the same as the triangulation  $T : (3, 0, 3, 6 + 24m)$  for  $m \geq 1$ . The patch  $(1, 0, 3, 27)_8$  can be constructed by using the generic construction method for  $\beta_5 = 1$  three times on the patch  $(1, 0, 3, 6)_5$ . The patch  $(1, 0, 3, 6)_5$  is given in Table 2.3 whereas the patch  $(2, 0, 0, 3)_8$  is a special case of patches of the type  $(2, 0, 0)$  with  $k = 4, r = 0$ .

(as discussed in Section 2.1). The triangulation  $T$  gives all the values of the 6(24) type, except the initial value of  $N = 6$ . For  $N = 6$ , the triangulation is given in Table 3.17 above.

### Case 2.2: 18(24) type

There exists a triangulation  $T : (3, 0, 3, 18 + 24m)$  for all  $m \geq 0$ . This can be constructed as follows:

Glueing of the patches  $(1, 0, 3, 15)_8$  and  $(2, 0, 0, 3)_8$  gives a triangulation  $T_1 : (3, 0, 3, 18 + 8h)$  for  $h \geq 0$ . If  $h = 3m$ , then we can get the triangulation  $T : (3, 0, 3, 18 + 24m)$  for  $m \geq 0$ . The construction of the patch  $(1, 0, 3, 15)_8$  is given in Table 2.6 and  $(2, 0, 0, 3)_8$  is a special case of patches of the type  $(2, 0, 0)$  with  $k = 4, r = 0$  (as discussed in Section 2.1). The triangulation  $T$  gives all the values of the 18(24) type.

### 3.21.3 2(6) type

There exists a triangulation  $T : (3, 0, 3, 2 + 6m)$  for all  $m \geq 1$ . This can be constructed as follows:

Glueing of the patches  $(1, 0, 3, 12)_6$  and  $(2, 0, 0, 2)_6$  gives a triangulation  $T_1 : (3, 0, 3, 14 + 6m)$  for  $m \geq 0$ , which is the same as the triangulation  $T : (3, 0, 3, 2 + 6m)$  for  $m \geq 2$ . The patch  $(1, 0, 3, 12)_6$  can be constructed from the patch  $(1, 0, 3, 6)_5$  by using the generic construction method with  $\beta_5 = 1$ . The patch  $(1, 0, 3, 6)_5$  is given in Table 2.3 whereas  $(2, 0, 0, 2)_6$  is a special case of patches of the type  $(2, 0, 0)$  with  $k = 3, r = 0$  (as discussed in Section 2.1). The triangulation  $T$  gives all the values of the 2(6) type, except the two initial values of  $N = 2, 8$ . For  $N = 8$ , the triangulation is given in Table 3.17 above. For  $N = 2$ , the triangulation  $(3, 0, 3, 2)$  cannot be constructed. We can argue this as follows:

Let  $X = \{abcdefg\}$  with the triangles  $abc, acd, ade, aef, afg, abg$  and let the degree of the point  $a$  be  $d(a) = 6$ .

Case (I): Suppose that the points  $b, c, d, e, f, g$  all have degree  $< 6$ . If a point  $h$  of degree 6 is included in this construction, then we may assume (without loss of generality) that  $h$  is adjacent to  $e$  and  $d$ , and there must be 5 more triangles  $hfg, hef, hcd, hbc, hbg$ . But then the points  $b, c, d, e, f, g$  will have degree 4. Thus the triangulation  $(3, 0, 3, 2)$  cannot be constructed in this case.

Case (II): Suppose without loss of generality that the point  $e$  has degree 6. Let  $h$  be another point to be added to this construction (so that  $h$  has degree 3 or 5). Suppose first that  $h$  is adjacent to  $e$ . Without loss of generality, we may assume that  $hed$  forms a triangle. Since  $h$  has degree 3 or 5 and we do not want to add any new points to this construction, the point  $e$  will end up having degree 3 or 4; a contradiction. Suppose now that  $h$  is not adjacent to  $e$ . Again, since  $h$  has degree 3 or 5 and we do not want to add any new points to this construction, the point  $e$  will end up having degree 2, 3 or 4 which is also a contradiction.

Hence the triangulation  $(3, 0, 3, 2)$  cannot be constructed.

### 3.21.4 4(6) type

There exists a triangulation  $T : (3, 0, 3, 4 + 6m)$  for all  $m \geq 1$ . This can be constructed as follows:

Glueing of the patches  $(1, 0, 3, 8)_6$  and  $(2, 0, 0, 2)_6$  gives a triangulation  $(3, 0, 3, 10 + 6h)$  for  $h \geq 0$ , which is the same as the triangulation  $T : (3, 0, 3, 4 + 6m)$  for  $m \geq 1$ . The construction of the patch  $(1, 0, 3, 8)_6$  is given in Table 2.4 and  $(2, 0, 0, 2)_6$  is a special case of patches of the type  $(2, 0, 0)$  with  $k = 3, r = 0$  (as discussed in Section 2.1).

The triangulation  $T$  gives all the values of the 4(6) type, except the initial value of  $N = 4$ . We have not been able to construct a triangulation for the case  $N = 4$ .

## 3.22 Triangulations of type $(3, 1, 1)$

It is known by Grünbaum and Motzkin [5] (see also [4]) that the triangulation  $(3, 1, 1, 2m)$  does not exist for all  $m \geq 0$ . In this section we show that the triangulation  $(3, 1, 1, N)$  exists for all odd values of  $N$  except for  $N = 1$  and possibly  $N = 17$ . We will consider two types: 1(4) and 3(4).

### 3.22.1 1(4) type

To construct triangulations of this type, we will consider two sub-types: 1(8) and 5(8).

$N = a_6$	Triangulation
3	$\{124, 126, 135, 145, 138, 168, 235, 245, 237, 267, 367, 368\}$
5	$\{123, 126, 137, 158, 178, 156, 239, 249, 24A, 26A, 349, 345, 357, 456, 46A, 578\}$
9	$\{124, 12C, 134, 13B, 1AC, 1AB, 234, 235, 25C, 357, 37B, 568, 56C, 587, 678, 679, 69D, 6CD, 79B, 9AE, 9BE, 9AD, AEB, ACD\}$

Table 3.18: Some triangulations of type  $(3, 1, 1)$

### 1(8) type

We will divide this type into three sub-types, namely,  $1(24)$ ,  $9(24)$ ,  $17(24)$ .

#### Case 1: $1(24)$

There exists a triangulation  $T : (3, 1, 1, 1 + 24m)$  for all  $m \geq 1$ . This can be constructed as follows:

Glueing of the patches  $(1, 1, 1, 5)_6$  and  $(2, 0, 0, 2)_6$  gives a triangulation  $T_1 : (3, 1, 1, 7 + 6h)$  for  $h \geq 0$ . If  $h = 3 + 4m$  for  $m \geq 0$ , then we can get the triangulation  $(3, 1, 1, 25 + 24m)$  for  $m \geq 0$ , which is the same as the triangulation  $T : (3, 1, 1, 1 + 24m)$  for  $m \geq 1$ . The construction of the patch  $(1, 1, 1, 5)_6$  is given in Table 2.4 and  $(2, 0, 0, 2)_6$  is a special case of patches of the type  $(2, 0, 0)$  with  $k = 3, r = 0$  (as discussed in Section 2.1).

The triangulation  $T$  gives all the values of the  $1(24)$  sub-type, except the initial value of  $N = 1$ . For  $N = 1$ , the triangulation cannot be constructed as has been shown by Eberhard [3] and Brückner [2] (see also Grünbaum [4]).

#### Case 2: $9(24)$

There exists a triangulation  $T : (3, 1, 1, 9 + 24m)$  for all  $m \geq 1$ . This can be constructed as follows:

Glueing of the patches  $(1, 1, 1, 13)_6$  and  $(2, 0, 0, 2)_6$  gives a triangulation  $T_1 : (3, 1, 1, 15 + 6h)$  for  $h \geq 0$ . If  $h = 3 + 4m$  for  $m \geq 0$ , then we can get the triangulation  $(3, 1, 1, 33 + 24m)$  for  $m \geq 0$ , which is the same as the triangulation  $T : (3, 1, 1, 9 + 24m)$  for  $m \geq 1$ . The construction of the patch  $(1, 1, 1, 13)_6$  is given in Table 2.4 and  $(2, 0, 0, 2)_6$  is a special case of patches of the type  $(2, 0, 0)$  with  $k = 3, r = 0$  (as discussed in Section 2.1).

The triangulation  $T$  gives all the values of the 9(24) sub-type, except the initial value of  $N = 9$ . For  $N = 9$ , the triangulation is given in Table 3.18 above.

**Case 3:** 17(24)

To construct this 17(24) sub-type, we will consider 5 cases: 17(120), 41(120), 65(120), 89(120), 113(120).

**Case 3.1:** 41(120)

There exists a triangulation  $T : (3, 1, 1, 41 + 120m)$  for all  $m \geq 1$ . This can be constructed as follows:

Glueing of the patches  $(1, 1, 1, 72)_{20}$  and  $(2, 0, 0, 9)_{20}$  gives a triangulation  $T_1 : (3, 1, 1, 81 + 20h)$  for  $h \geq 0$ . If  $h = 4 + 6m$  for  $m \geq 0$ , then we can get the triangulation  $T : (3, 1, 1, 161 + 120m)$  for  $m \geq 0$  which is the same as the triangulation  $T : (3, 1, 1, 41 + 120m)$  for  $m \geq 1$ . The patch  $(1, 1, 1, 72)_{20}$  can be constructed from the patch  $(1, 1, 1, 10)_8$  by using the generic construction method with  $\beta_4 = 1$  repeatedly for four times. The construction of the patch  $(1, 1, 1, 10)_8$  is given in Table 2.6. The patch  $(2, 0, 0, 9)_{20}$  is a special case of patches of the type  $(2, 0, 0)$  with  $k = 10, r = 0$  (as discussed in Section 2.1). The triangulation  $T$  gives all the values of the 41(120) case, except the initial value  $N = 41$ . For  $N = 41$ , the triangulation  $(3, 1, 1, 41)$  can be constructed as follows:

By glueing the patches  $(1, 1, 1, 35)_{14}$  and  $(2, 0, 0, 6)_{14}$ , we can get the triangulation  $(3, 1, 1, 41)$ . The patch  $(1, 1, 1, 35)_{14}$  can be constructed from the patch  $(1, 1, 1, 10)_8$  by using the generic construction method with  $\beta_4 = 1$  twice. The construction of the patch  $(1, 1, 1, 10)_8$  is given in Table 2.6. The patch  $(2, 0, 0, 6)_{14}$  is a special case of patches of the type  $(2, 0, 0)$  with  $k = 7, r = 0$  (as discussed in Section 2.1).

**Case 3.2:** 89(120)

There exists a triangulation  $T : (3, 1, 1, 89 + 120m)$  for all  $m \geq 0$ . This can be constructed as follows:

Glueing of the patches  $(1, 1, 1, 15)_{10}$  and  $(2, 0, 0, 4)_{10}$  gives a triangulation  $T_1 : (3, 1, 1, 19 + 10h)$  for  $h \geq 0$ . If  $h = 7 + 12m$  for  $m \geq 0$ , then we can get the triangulation  $T : (3, 1, 1, 89 + 120m)$  for  $m \geq 0$ . The construction of the

patch  $(1, 1, 1, 15)_{10}$  is given in Table 2.6 and  $(2, 0, 0, 4)_{10}$  is a special case of patches of the type  $(2, 0, 0)$  with  $k = 5, r = 0$  (as discussed in Section 2.1). The triangulation  $T$  gives all the values of the 89(120) case.

### Case 3.3: 113(120)

There exists a triangulation  $T : (3, 1, 1, 113 + 120m)$  for all  $m \geq 0$ . This can be constructed as follows:

Glueing of the patches  $(1, 1, 1, 29)_{10}$  and  $(2, 0, 0, 4)_{10}$  gives a triangulation  $T_1 : (3, 1, 1, 33 + 10h)$  for  $h \geq 0$ . If  $h = 8 + 12m$  for  $m \geq 0$ , then we can get the triangulation  $T : (3, 1, 1, 113 + 120m)$  for  $m \geq 0$ . The patch  $(1, 1, 1, 29)_{10}$  can be constructed from the patch  $(1, 1, 1, 10)_8$  by using the generic construction method with  $\beta_5 = 1$  twice. The construction of the patch  $(1, 1, 1, 10)_8$  is given in Table 2.6. The patch  $(2, 0, 0, 4)_{10}$  is a special case of patches of the type  $(2, 0, 0)$  with  $k = 5, r = 0$  (as discussed in Section 2.1). The triangulation  $T$  gives all the values of the 113(120) case.

For the construction of the 17(120) and 65(120) cases, we will consider triangulations of the form  $(3, 1, 1, X + 14N)$  and  $(3, 1, 1, Y + 20N)$  for some values of  $X$  and  $Y$ . The least common multiple of the numbers 14, 20, 120 is 840. Therefore, we have to consider the following 14 sub-cases: 17(840), 137(840), 257(840), 377(840), 497(840), 617(840), 737(840), 65(840), 185(840), 305(840), 425(840), 545(840), 665(840), 785(840).

### Case (i): 17(840)

There exists a triangulation  $T : (3, 1, 1, 17 + 840m)$  for all  $m \geq 1$ . This can be constructed as follows:

Glueing of the patches  $(1, 1, 1, 25)_{14}$  and  $(2, 0, 0, 6)_{14}$  gives a triangulation  $T_1 : (3, 1, 1, 31 + 14h)$  for  $h \geq 0$ . If  $h = 59 + 60m$  for  $m \geq 0$ , then we can get the triangulation  $(3, 1, 1, 857 + 840m)$  for  $m \geq 0$ , which is the same as the triangulation  $T : (3, 1, 1, 17 + 840m)$  for  $m \geq 1$ . The patch  $(1, 1, 1, 25)_{14}$  can be constructed from the patch  $(1, 1, 1, 11)_{10}$  by using the generic construction method with  $\beta_4 = 1$  and  $\beta_5 = 1$ . The construction of the patch  $(1, 1, 1, 11)_{10}$  is given in Table 2.6. The patch  $(2, 0, 0, 6)_{14}$  is a special case of patches of the type  $(2, 0, 0)$  with  $k = 7, r = 0$  (as discussed in Section 2.1). The triangulation  $T$  gives all the values of the 17(840) case, except for the initial value  $N = 17$ . We have not been able to construct a triangulation for the case  $N = 17$ .

**Case (ii): 185(840)**

There exists a triangulation  $T : (3, 1, 1, 185 + 840m)$  for all  $m \geq 0$ . This can be constructed by substituting  $h = 11 + 60m$  for  $m \geq 0$  in the triangulation  $T_1 : (3, 1, 1, 31 + 14h)$ , which is as given in the construction of case (i) above. The triangulation  $T$  gives all the values of the 185(840) case.

**Case (iii): 377(840)**

There exists a triangulation  $T : (3, 1, 1, 377 + 840m)$  for all  $m \geq 0$ . This can be constructed as follows:

Glueing of the patches  $(1, 1, 1, 35)_{14}$  and  $(2, 0, 0, 6)_{14}$  gives a triangulation  $T_1 : (3, 1, 1, 41 + 14h)$  for  $h \geq 0$ . If  $h = 24 + 60m$  for  $m \geq 0$ , then we can get the triangulation  $T : (3, 1, 1, 377 + 840m)$  for  $m \geq 0$ . The patch  $(1, 1, 1, 35)_{14}$  can be constructed from the patch  $(1, 1, 1, 10)_8$  by using the generic construction method with  $\beta_4 = 1$  twice. The construction of the patch  $(1, 1, 1, 10)_8$  is given in Table 2.6. The patch  $(2, 0, 0, 6)_{14}$  is a special case of patches of the type  $(2, 0, 0)$  with  $k = 7, r = 0$  (as discussed in Section 2.1). The triangulation  $T$  gives all the values of the 377(840) case.

**Case (iv): 545(840)**

There exists a triangulation  $T : (3, 1, 1, 545 + 840m)$  for all  $m \geq 0$ . This can be constructed by substituting  $h = 36 + 60m$  for  $m \geq 0$  in the triangulation  $T_1 : (3, 1, 1, 41 + 14h)$ , which is as given in the construction of case (iii) above. The triangulation  $T$  gives all the values of the 545(840) case.

**Case (v): 257(840)**

There exists a triangulation  $T : (3, 1, 1, 257 + 840m)$  for all  $m \geq 0$ . This can be constructed as follows:

Glueing of the patches  $(1, 1, 1, 41)_{14}$  and  $(2, 0, 0, 6)_{14}$  gives a triangulation  $T_1 : (3, 1, 1, 47 + 14h)$  for  $h \geq 0$ . If  $h = 15 + 60m$  for  $m \geq 0$ , then we can get the triangulation  $T : (3, 1, 1, 257 + 840m)$  for  $m \geq 0$ . The patch  $(1, 1, 1, 41)_{14}$  can be constructed from the patch  $(1, 1, 1, 14)_{12}$  by using the generic construction method with  $\beta_5 = 1$  twice. The construction of the patch  $(1, 1, 1, 14)_{12}$  is given in Table 2.6. The patch  $(2, 0, 0, 6)_{14}$  is a special case of patches of the type  $(2, 0, 0)$  with  $k = 7, r = 0$  (as discussed in Section 2.1). The triangulation  $T$  gives all the values of the 257(840) case.

**Case (vi): 425(840)**

There exists a triangulation  $T : (3, 1, 1, 425 + 840m)$  for all  $m \geq 0$ . This can be constructed by substituting  $h = 27 + 60m$  for  $m \geq 0$  to the triangulation  $T_1 : (3, 1, 1, 47 + 14h)$ , which is as given in the construction of case (v) above. The triangulation  $T$  gives all the values of the 425(840) case.

**Case (vii): 305(840)**

There exists a triangulation  $T : (3, 1, 1, 305 + 840m)$  for all  $m \geq 0$ . This can be constructed as follows:

Glueing of the patches  $(1, 1, 1, 61)_{14}$  and  $(2, 0, 0, 6)_{14}$  gives a triangulation  $T_1 : (3, 1, 1, 67 + 14h)$  for  $h \geq 0$ . If  $h = 17 + 60m$  for  $m \geq 0$ , then we can get the triangulation  $T : (3, 1, 1, 305 + 840m)$ . The patch  $(1, 1, 1, 61)_{14}$  can be constructed from the patch  $(1, 1, 1, 11)_{10}$  by using the generic construction method with  $\beta_5 = 1$  repeatedly for four times. The construction of the patch  $(1, 1, 1, 11)_{10}$  is given in Table 2.6. The patch  $(2, 0, 0, 6)_{14}$  is a special case of patches of the type  $(2, 0, 0)$  with  $k = 7, r = 0$  (as discussed in Section 2.1). The triangulation  $T$  gives all the values of the 305(840) case.

**Case (viii): 737(840)**

There exists a triangulation  $T : (3, 1, 1, 737 + 840m)$  for all  $m \geq 0$ . This can be constructed as follows:

Glueing of the patches  $(1, 1, 1, 101)_{14}$  and  $(2, 0, 0, 6)_{14}$  gives a triangulation  $T_1 : (3, 1, 1, 107 + 14h)$  for  $h \geq 0$ . If  $h = 45 + 60m$  for  $m \geq 0$ , then we can get the triangulation  $T : (3, 1, 1, 737 + 840m)$  for  $m \geq 0$ . The patch  $(1, 1, 1, 101)_{14}$  can be constructed from the patch  $(1, 1, 1, 2)_3$  by using the generic construction method with  $\beta_5 = 1$  repeatedly for 11 times. The patch  $(1, 1, 1, 2)_3$  is given in Table 2.1 whereas the patch  $(2, 0, 0, 6)_{14}$  is a special case of patches of the type  $(2, 0, 0)$  with  $k = 7, r = 0$  (as discussed in Section 2.1). The triangulation  $T$  gives all the values of the 737(840) case.

**Case (ix): 65(840)**

There exists a triangulation  $T : (3, 1, 1, 65 + 840m)$  for all  $m \geq 1$ . This can be constructed as follows:

If we substitute  $h = 57 + 60m$  for  $m \geq 0$  in the triangulation  $T_1 : (3, 1, 1, 107 + 14h)$ , which is as given in the construction of case (viii) above, then we can get the triangulation  $(3, 1, 1, 905 + 840m)$  for  $m \geq 0$  which is the same as the



triangulation  $T : (3, 1, 1, 65 + 840m)$  for  $m \geq 1$ . The triangulation  $T$  gives all the values of the 65(840) case, except the initial value of  $N = 65$ . For  $N = 65$ , the triangulation  $T : (3, 1, 1, 65)$  can be constructed as follows:

Glueing of the patches  $(1, 1, 1, 11)_{10}$  and  $(2, 0, 0, 4)_{10}$  gives a triangulation  $(3, 1, 1, 15 + 10h)$  for  $h \geq 0$ . If  $h = 5$ , then we can get the triangulation  $(3, 1, 1, 65)$ . The construction of the patch  $(1, 1, 1, 11)_{10}$  is given in Table 2.6 whereas  $(2, 0, 0, 4)_{10}$  is a special case of patches of the type  $(2, 0, 0)$  with  $k = 5, r = 0$  (as discussed in Section 2.1).

#### **Case (x): 617(840)**

There exists a triangulation  $T : (3, 1, 1, 617 + 840m)$  for all  $m \geq 0$ . This can be constructed as follows:

Glueing of the patches  $(1, 1, 1, 65)_{14}$  and  $(2, 0, 0, 6)_{14}$  gives a triangulation  $T_1 : (3, 1, 1, 71 + 14h)$  for  $h \geq 0$ . If  $h = 39 + 60m$  for  $m \geq 0$ , then we can get the triangulation  $T : (3, 1, 1, 617 + 840m)$  for  $m \geq 0$ . The patch  $(1, 1, 1, 65)_{14}$  can be constructed from the patch  $(1, 1, 1, 15)_{10}$  by using the generic construction method with  $\beta_5 = 1$  repeatedly for four times. The construction of the patch  $(1, 1, 1, 15)_{10}$  is given in Table 2.6. The patch  $(2, 0, 0, 6)_{14}$  is a special case of patches of the type  $(2, 0, 0)$  with  $k = 7, r = 0$  (as discussed in Section 2.1). The triangulation  $T$  gives all the values of the 617(840) case.

#### **Case (xi): 785(840)**

There exists a triangulation  $T : (3, 1, 1, 785 + 840m)$  for all  $m \geq 0$ . This can be constructed by substituting  $h = 51 + 60m$  for  $m \geq 0$  in the triangulation  $T_1 : (3, 1, 1, 71 + 14h)$ , which is as given in the construction of case (x) above. The triangulation  $T$  gives all the values of the 785(840) case.

#### **Case (xii): 137(840)**

There exists a triangulation  $T : (3, 1, 1, 137 + 840m)$  for all  $m \geq 0$ . This can be constructed as follows:

Glueing of the patches  $(1, 1, 1, 61)_{14}$  and  $(2, 0, 0, 6)_{14}$  gives a triangulation  $T_1 : (3, 1, 1, 67 + 14h)$  for  $h \geq 0$ . If  $h = 5 + 60m$  for  $m \geq 0$ , then we can get the triangulation  $T : (3, 1, 1, 137 + 840m)$  for  $m \geq 0$ . The patch  $(1, 1, 1, 61)_{14}$  can be constructed from the patch  $(1, 1, 1, 11)_{10}$  by using the generic construction method with  $\beta_5 = 1$  repeatedly for four times. The construction of the patch

$(1, 1, 1, 11)_{10}$  is given in Table 2.6. The patch  $(2, 0, 0, 6)_{14}$  is a special case of patches of the type  $(2, 0, 0)$  with  $k = 7, r = 0$  (as discussed in Section 2.1). The triangulation  $T$  gives all the values of the  $137(840)$  case.

**Case (xiii):  $497(840)$**

There exists a triangulation  $T : (3, 1, 1, 497 + 840m)$  for all  $m \geq 0$ . This can be constructed as follows:

Glueing of the patches  $(1, 1, 1, 29)_{14}$  and  $(2, 0, 0, 6)_{14}$  gives a triangulation  $T_1 : (3, 1, 1, 35 + 14h)$  for all  $h \geq 0$ . If  $h = 33 + 60m$  for  $m \geq 0$ , then we can get the triangulation  $T : (3, 1, 1, 497 + 840m)$ . The patch  $(1, 1, 1, 29)_{14}$  can be constructed from the patch  $(1, 1, 1, 15)_{10}$  by using the generic construction method with  $\beta_4 = \beta_5 = 1$ . The construction of the patch  $(1, 1, 1, 15)_{10}$  is given in Table 2.6. The patch  $(2, 0, 0, 6)_{14}$  is a special case of patches of the type  $(2, 0, 0)$  with  $k = 7, r = 0$  (as discussed in Section 2.1). The triangulation  $T$  gives all the values of the  $497(840)$  case.

**Case (xiv):  $665(840)$**

There exists a triangulation  $T : (3, 1, 1, 665 + 840m)$  for all  $m \geq 0$ . This can be constructed by substituting  $h = 45 + 60m$  for  $m \geq 0$  in the triangulation  $T_1 : (3, 1, 1, 35 + 14h)$ , where  $T_1$  is as given in the construction of case (xiii) above. The triangulation  $T$  gives all the values of the  $665(840)$  case.

From the 14 cases above, we have shown the existence of triangulations of the type  $(3, 1, 1, N)$  where  $N \equiv 17(24)$  and  $N \equiv 65(24)$ , except for  $N = 17$ . We have not been able to show the existence (or non-existence) of a triangulation of the type  $(3, 1, 1, 17)$ .

**5(8) type**

There exists a triangulation  $T : (3, 1, 1, 5 + 8m)$  for all  $m \geq 1$ . This can be constructed as follows:

Glueing of the patches  $(1, 1, 1, 10)_8$  and  $(2, 0, 0, 3)_8$  gives a triangulation  $(3, 1, 1, 13 + 8m)$  for  $m \geq 0$  which is the same as the triangulation  $T : (3, 1, 1, 5 + 8m)$  for  $m \geq 1$ . The construction of the patch  $(1, 1, 1, 10)_8$  is given in Table 2.6 and  $(2, 0, 0, 3)_8$  is a special case of patches of the type  $(2, 0, 0)$  with  $k = 4, r = 0$  (as discussed in Section 2.1). The triangulation  $T$  gives all the values of the  $5(8)$

type, except the initial value  $N = 5$ . For  $N = 5$ , the triangulation  $(3, 1, 1, 5)$  is given in Table 3.18.

### 3.22.2 $3(4)$ type

The triangulation  $(3, 1, 1, 3 + 4m)$  exists for all  $m \geq 0$ . This can be constructed by glueing of the patches  $(1, 1, 1, 2)_4$  and  $(2, 0, 0, 1)_4$ . The construction of the patch  $(1, 1, 1, 2)_4$  is given in Table 2.2 and  $(2, 0, 0, 1)_4$  is a special case of patches of the type  $(2, 0, 0)$  with  $k = 2, r = 0$  (as discussed in Section 2.1). The triangulation  $T$  gives all the values of the  $3(4)$  type.

## 3.23 Triangulations of type $(4, 0, 0)$

In this section we show that triangulations of the type  $(4, 0, 0, N)$  exist for all even values of  $N$  except for  $N = 2$ . In the case  $N = 2$  or  $N$  is odd, Grünbaum and Motzkin [5] (see also [4]) have shown that triangulations of the type  $(4, 0, 0, N)$  do not exist. A triangulation  $T : (4, 0, 0, 2m)$  for  $m \geq 3$  can be constructed as follows:

By taking two copies of the patch  $(2, 0, 0, k - 1)_{2k}$  and glueing them with  $b > 0$  belts, we can get the triangulation  $T_1 = (4, 0, 0, 2(k - 1) + b \cdot 2k)$ . Here  $k \geq 2$  is the edge distance between the points of degree 3 of the patch.

The triangulation  $T_1$  is the same as the triangulation  $T = (4, 0, 0, 2m)$  for all  $m \geq 3$ . The patch  $(2, 0, 0, k - 1)_{2k}$  is a special case of patches of the type  $(2, 0, 0)$  with  $r = 0$  (refer to Section 2.1). For  $N = 4$ , the triangulation  $(4, 0, 0, 4)$  is as given in Table 3.19 below.

$N = a_6$	Triangulation
0	$\{123, 124, 134, 234\}$
4	$\{124, 126, 145, 135, 137, 167, 246, 348, 345, 367, 368, 468\}$
6	$\{126, 127, 137, 138, 146, 148, 235, 237, 259, 269, 345, 348, 45A, 46A, 569, 56A\}$
10	$\{125, 12B, 15B, 256, 236, 23C, 2BC, 367, 347, 34D, 3CD, 47D, 5AB, 58A, 568, 689, 679, 789, 78D, 8AD, ABE, AEC, ACD, BCE\}$

Table 3.19: Some triangulations of type  $(4, 0, 0)$

## Appendix

Triangulation type ( $T$ )	Values of $N$ where the type $T$		
	(i) exists	(ii) does not exist	(iii) is not known yet to exist
$(0, 0, 12, N)$	$0, 2, 3, 4, \dots$	1	—
$(0, 1, 10, N)$	$2, 3, \dots$	$0, 1$	—
$(0, 2, 8, N)$	$0, 1, 2, \dots$	—	—
$(0, 3, 6, N)$	$0, 1, 2, \dots$	—	—
$(0, 4, 4, N)$	$0, 2, 3, 4, \dots$	1	—
$(0, 5, 2, N)$	$0, 2, 3, 4, \dots$	1	—
$(0, 6, 0, N)$	$0, 2, 3, 4, \dots$	1	—
$(1, 0, 9, N)$	$3, 5, 6, 7, \dots$	$0, 1, 2$	4
$(1, 1, 7, N)$	$2, 3, \dots$	$0, 1$	—
$(1, 2, 5, N)$	$1, 2, \dots$	0	—
$(1, 3, 3, N)$	$0, 1, 2, \dots$	—	—
$(1, 4, 1, N)$	$2, 3, \dots$	$0, 1$	—
$(2, 0, 6, N)$	$0, 2, 3, \dots$	1	—
$(2, 1, 4, N)$	$1, 2, \dots$	0	—
$(2, 2, 2, N)$	$0, 1, 2, \dots$	—	—
$(2, 3, 0, N)$	$N \neq 1, 3, 7, 15, 31$	1	$3, 7, 15, 31$
$(3, 0, 3, N)$	$N \neq 0, 2, 4, 12$	$0, 2$	$4, 12$
$(3, 1, 1, N)$	$N$ odd, $N \neq 1, 17$	$N$ even, $N = 1$	17
$(4, 0, 0, N)$	$N$ even, $N \neq 2$	$N$ odd, $N = 2$	—

Table 3.20: Elliptic triangulations of spheres

# Bibliography

- [1] D.W.Barnette, 2-Connected Spanning Subgraphs of Planar 3-Connected Graphs, J. Comb. Theory, Ser. B **61** (1994), 210–216.
- [2] M.Brückner, Vielecke und Vielfache, Leipzig (1900).
- [3] V.Eberhard, Zur Morphologie der Polyeder, Leipzig (1891).
- [4] B. Grünbaum, Convex Polytopes, London - New York - Sydney: Interscience of Publishers (John Wiley) (1967).
- [5] B. Grünbaum and T.S. Motzkin, The number of hexagons and the simplicity of geodesics on certain polyhedra, Canadian Journal of Mathematics **15** (1963), 744–751.
- [6] W. Kühnel and G. Lassmann, The unique 3-neighborly 4-manifold with few vertices, J. Comb.Theory, Ser. A **35** (1983), 173–184.
- [7] W. Kühnel and G. Lassmann, The rhombidodecahedral tessellation of 3-space and a particular 15-vertex triangulation of the 3-dimensional torus, Manuscr. Math. **49** (1984), 61–77.
- [8] S. Negami, Uniqueness and Faithfulness of Embedding of Toroidal Graphs, Discrete Mathematics **44** (1983), 161–180.
- [9] W. T. Tutte, A census of planar triangulations, Canadian Journal of Mathematics **14** (1962), 21–38.