

A Euclidean Geometric Invariant of Framed (Un)Knots in Manifolds

Jérôme DUBOIS[†], Igor G. KOREPANOV[‡] and Evgeniy V. MARTYUSHEV[‡]

[†] *Institut de Mathématiques de Jussieu, Université Paris Diderot–Paris 7,
UFR de Mathématiques, Case 7012, Bâtiment Chevaleret, 2, place Jussieu,
75205 Paris Cedex 13, France*
E-mail: dubois@math.jussieu.fr

[‡] *South Ural State University, 76 Lenin Avenue, Chelyabinsk 454080, Russia*
E-mail: kig@susu.ac.ru, mev@susu.ac.ru

Received October 09, 2009, in final form April 07, 2010; Published online April 15, 2010
doi:10.3842/SIGMA.2010.032

Abstract. We present an invariant of a three-dimensional manifold with a framed knot in it based on the Reidemeister torsion of an acyclic complex of Euclidean geometric origin. To show its nontriviality, we calculate the invariant for some framed (un)knots in lens spaces. Our invariant is related to a finite-dimensional fermionic topological quantum field theory.

Key words: Pachner moves; Reidemeister torsion; framed knots; differential relations in Euclidean geometry; topological quantum field theory

2010 Mathematics Subject Classification: 57M27; 57Q10; 57R56

1 Introduction

In this paper, a construction of invariant of three-dimensional manifolds with triangulated boundary is presented, on the example of the complement of a tubular neighborhood of a knot in a closed manifold; the boundary triangulation corresponds in a canonical way to a *framing* of the knot. Algebraically, our invariant is based, first, on some striking differential formulas (see (9) and (25) below) corresponding naturally to Pachner moves – elementary rebuildings of a manifold triangulation. These formulas involve some geometric values put in correspondence to triangulation simplexes; specifically, we introduce Euclidean geometry in every tetrahedron. Second, it turns out that the relevant context where these formulas work is the theory of *Reidemeister torsions*.

Recall that Reidemeister torsion made its first appearance in 1935, in the work of Reidemeister [21] on the combinatorial classification of the three-dimensional lens spaces by means of the based simplicial chain complex of the universal cover. Our theory, which stems from the discovery of a “Euclidean geometric” invariant of three-dimensional manifolds in paper [5], is, however, radically new, since it unites the algebraic construction of Reidemeister torsion with simplex geometrization. Historically, geometrization came first, and the Reidemeister torsion came into play only in papers [7, 8] (these papers deal mainly with the case of *four*-dimensional manifolds, so it was this more complicated case that pressed us to clarify the algebraic nature of our constructions).

Our invariant was initially proposed in [5] for *closed* manifolds. The next natural step is the investigation of these invariants for manifolds *with boundary*. In doing so, we are guided by the idea of constructing eventually a topological quantum field theory (TQFT) according to some version of Atiyah’s axioms [1] where, as is known, the boundary plays a fundamental role. Some fragments of this theory have been already developed in our works; in particular, it was shown

in papers [11] and [12] that, indeed, a TQFT is obtained this way. This TQFT is *fermionic*: the necessary modification of Atiyah's axioms is that the usual composition of tensor quantities, corresponding to the gluing of manifolds, is replaced with Berezin (fermionic) integral in anti-commuting variables. What is lacking in papers [11] and [12] is, first, a systematic exposition of the foundations of the theory and, second, interesting nontrivial examples.

This determines the aims of the present paper: we concentrate on a detailed exposition of the foundations, and we restrict ourselves to the simplest nontrivial case: three-dimensional manifold with toric boundary and a specific triangulation given on this boundary which fixes the meridian and parallel of the torus. Thus, the whole picture can be imagined as a closed manifold with the withdrawn tubular neighborhood of a knot and, moreover, the framing of the knot is fixed. To make the paper self-consistent, we also concentrate on just one invariant – it is called “zeroth-level invariant” in [11] and [12]. Even this one invariant turns out to be interesting enough; as for the other invariants, forming together a multi-component object needed for a TQFT, the reader can consult the two mentioned papers to learn how to construct them. Note that the theory in [12] works for a three-manifold with *any* number of boundary components, each being a two-sphere with any number of handles.

The key object in our theory is the matrix $(\partial\omega_a/\partial l_b)$ of partial derivatives of the so-called deficit angles ω_a with respect to the edge lengths l_b , where subscripts a and b parametrize the edges (see Section 3 for detailed definitions). The invariant considered in [5] makes use of the largest nonvanishing minor of matrix $(\partial\omega_a/\partial l_b)$; some special construction was used to eliminate the non-uniqueness in the choice of this minor, and it has been shown later in [7, Section 2] and [8, Section 2] that this construction consisted, essentially, in taking the torsion of an acyclic complex built from differentials of geometric quantities.

There exists also a version of this invariant using the universal cover of the considered manifold M and nontrivial representations of the fundamental group $\pi_1(M)$ into the group of motions of three-dimensional Euclidean space [15]. In this way, an invariant which seems to be related to the usual Reidemeister torsion has been obtained. A good illustration is the following formula for the invariant of lens spaces proved in [18]:

$$\text{Inv}_k(L(p, q)) = -\frac{1}{p^2} \left(4 \sin \frac{\pi k}{p} \sin \frac{\pi k q}{p} \right)^4. \quad (1)$$

Here $L(p, q)$ is a three-dimensional lens space; the subscript k takes integer values from 1 to the integral part of $p/2$; the invariant consists of real numbers corresponding to each of these k . One can check that the expression in parentheses in formula (1) is, up to a constant factor, nothing but the usual Reidemeister torsion of $L(p, q)$, see, e.g., [22, Theorem 10.6].

The invariants appearing from nontrivial representations of $\pi_1(M)$ form an important area of research. This applies to the usual Reidemeister torsion for manifolds and knots [4] as well as our “geometric” torsion. One can find some conjectures, concerning the relation of “geometric” and “usual” invariants constructed using Reidemeister torsions and based on computer calculations, in paper [17]. Note however that the important feature of the present paper is that we are *not* using any nontrivial representation of the manifold fundamental group or knot group. Formula (1) has been cited here only to illustrate the fact that, in some situations, the invariant obtained from “geometric” torsion can be expressed through the usual Reidemeister torsion.

Returning to the present paper, we introduce here, as we have already said, an invariant of a pair consisting of a manifold and a framed knot in it, and then show its nontriviality on some simplest examples of “unknots”, i.e. simplest closed contours, in the sphere S^3 and lens spaces.

Our geometrization of triangulation simplexes is basically the same as in the Regge theory of discrete general relativity [20]. In this connection, we would like to remark that our theory (*unlike*, for instance, the Ponzano–Regge model [19])

- is perfectly finite-dimensional (not involving such things as functional integrals or spins taking infinite number of values) and mathematically strict,
- admits generalizations to other geometries, involving even *non-metric* ones, see, e.g., [9, 14],
- can be generalized to manifolds of more than three dimensions, as papers [6, 7, 8], where a similar Euclidean geometric invariant is constructed in the four-dimensional case, strongly suggest.

Organization

The main part of the paper starts with the technical Section 2: we show that *relative Pachner moves* – those not involving the boundary – are enough to come from any triangulation within the manifold to any other one. Thus, any value invariant under these relative moves is an invariant of the manifold with fixed boundary triangulation. In Section 3, we define geometric values needed for the construction of an acyclic complex, and in Section 4 we show how to construct this complex and prove the invariance of its Reidemeister torsion, multiplied by some geometric values, with respect to relative Pachner moves. In Section 5, we show how to change the knot framing within our construction, and how this affects the acyclic complex. In the next two sections we consider our examples: framed unknot in three-sphere (Section 6) and framed “unknots” in lens spaces (Section 7). In Section 8, we discuss the results of our paper.

2 Triangulation for a manifold with a framed knot in it and relative Pachner moves

We consider a closed oriented three-manifold M and a triangulation T of it containing a distinguished chain of two tetrahedra $ABCD$ of one of the forms depicted in Figs. 1 and 2. These two tetrahedra can either have the same orientation, as in Fig. 1, or the opposite orientations, as in Fig. 2.

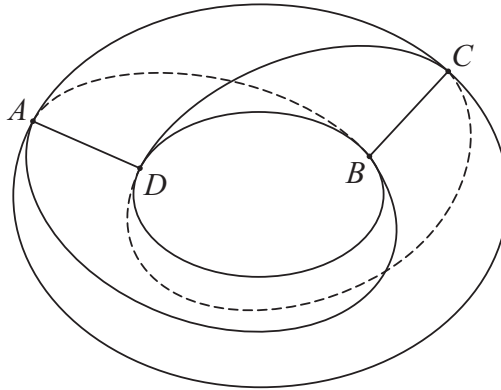


Figure 1. A chain of two identically oriented tetrahedra $ABCD$.

Our construction of the invariant requires adopting the following convention (see Subsection 3.1 for details).

Convention 1. Any triangulation considered in this paper, including those which appear below at any step of a sequence of Pachner moves, is required to possess the following property: *all* vertices of any tetrahedron are different.

Remark 1. In particular, this convention is satisfied by a *combinatorial triangulation*, i.e., such a triangulation where any simplex is uniquely determined by the set of its vertices, all of those being different.

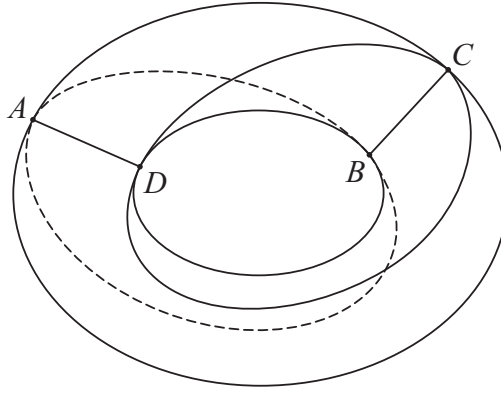


Figure 2. A chain of two oppositely oriented tetrahedra $ABCD$.

To select a special chain of two tetrahedra as depicted in Figs. 1 and 2 essentially means the same as to select a *framed knot* in M . To be exact, there is a knot with *two* framings given either by two closed lines (which we imagine as close to each other) ACA and DBD , or by the two lines ABA and DCD . In the case of the same orientation of the two tetrahedra, these possibilities lead to framings which differ in one full revolution (of the ribbon between two lines), so, to ensure the invariant character of choosing the framing, we have to choose the “intermediate” framing differing from them both in one-half of a revolution as the framing corresponding to our picture. In the case of the opposite orientations of the two tetrahedra, both ways simply give the same framing.

Remark 2. Thus, a *half-integer* framing corresponds to Fig. 1, represented by a ribbon going like a Möbius band, and an integer framing – to Fig. 2. These are the two kinds of framings we will be dealing with in this paper.

Our aim is to construct an invariant of a pair (M, K) , where K is a framed knot in M , starting from a triangulation of M containing two distinguished tetrahedra as in Fig. 1 or 2. To achieve this, we will construct in Section 4 a value not changing under Pachner moves on triangulation of M *not touching the distinguished tetrahedra* of Fig. 1 or 2. By “not touching” we understand those moves that do not replace either of the two tetrahedra in Fig. 1 or 2 with any other tetrahedra, and we call such moves *relative Pachner moves*.

Recall that Pachner moves are elementary rebuildings of a *closed* triangulated manifold. There are four such moves on three-dimensional manifolds. Two of them are illustrated in Figs. 3 and 4, and the other two are inverse to these. The move in Fig. 3 replaces the two adjacent tetrahedra $MNPQ$ and $RMNP$ with three new tetrahedra: $MNRQ$, $NPRQ$, and $PMRQ$. The move in Fig. 4 replaces one tetrahedron $MNPQ$ with four of them: $MNPR$, $MNRQ$, $MPQR$, and $NPRQ$.

The main objective of the present section is to prove the following

Theorem 1. *Let M be a closed oriented three-manifold, T_1 and T_2 its triangulations with the same chain of two distinguished tetrahedra $ABCD$, as depicted in Figs. 1 and 2. Then, T_1 and T_2 are related by a sequence of relative Pachner moves.*

Proof. We are going to apply techniques from Lickorish’s paper [16]. Therefore, let us first explain a method to subdivide the triangulations T_1 and T_2 in such way that they become combinatorial. Together with Pachner moves (see Figs. 3 and 4), we will use *stellar moves*, see [16, Section 3]. In three dimensions, there is no difficulty to express the latter in terms of the former (and vice versa).

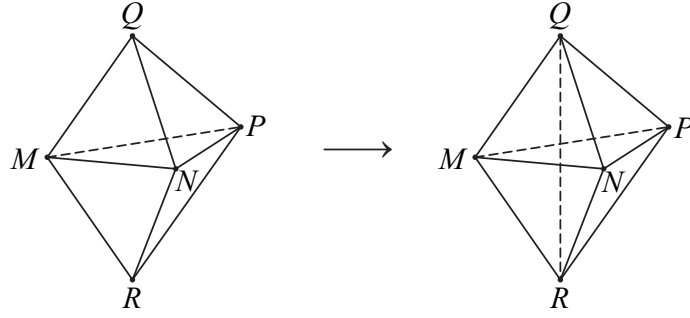


Figure 3. A $2 \rightarrow 3$ Pachner move in three dimensions.

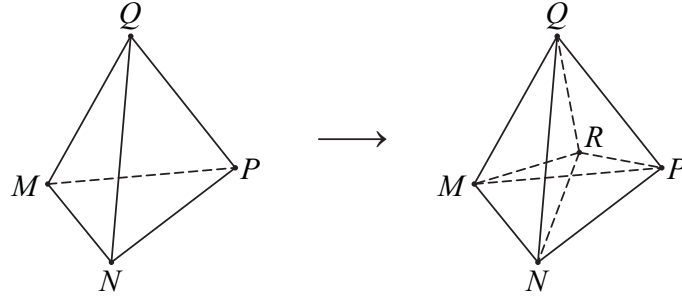


Figure 4. A $1 \rightarrow 4$ Pachner move in three dimensions.

We can assume that T_1 and T_2 already do not contain any more edges or two-dimensional faces whose vertices all lie in the set $\{A, B, C, D\}$ except those depicted in Figs. 1 and 2 – otherwise, we can always make obvious stellar subdivisions to ensure this.

Starting from the triangulation T_1 , we first do Pachner moves $1 \rightarrow 4$ in all tetrahedra adjacent to those two in Figs. 1 and 2. Thus, there have appeared eight new vertices, we call them N_1, \dots, N_8 .

Next, we look at the edges in Figs. 1 and 2. We are going to make some moves so that the link of each of them contain exactly one vertex between any two N_i . If there were more such vertices, we can eliminate them from the link by doing suitable $2 \rightarrow 3$ Pachner moves. Namely, the $2 \rightarrow 3$ Pachner move provides a new edge joining N_i directly with a “farther” vertex in the link, thus eliminating from the link the vertex next to N_i , see Fig. 5. A special case is two edges AD and BC : they require such procedure to be applied twice, “on two sides”.

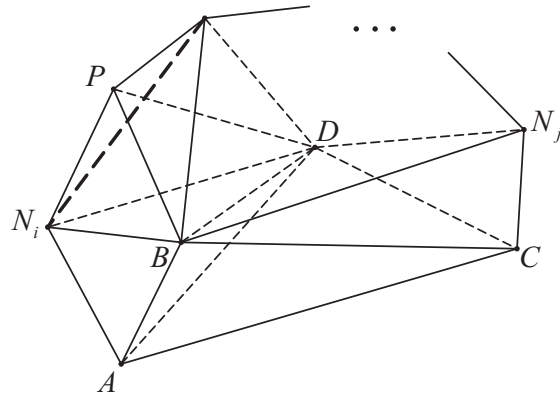


Figure 5. The edge drawn in boldface dashed line appears as a result of move $2 \rightarrow 3$ and eliminates vertex P from the link of BD .

This done, we make stellar subdivisions in the two-dimensional faces which are joins of the edges in Fig. 1 or 2 and the vertices lying between the N_i 's – two such vertices for each of AD and BC , and one for each of the remaining edges.

After that, we remove from the resulting simplicial complex those tetrahedra that have *at least two* vertices in the set $\{A, B, C, D\}$. Specifically, take these tetrahedra together with all their faces and denote by L the obtained subcomplex. Then we remove L from our simplicial complex and take the closure of what remains; let V_1 denote this closure.

Note that the triangulated boundary of V_1 (which is also the boundary of L) can be described as follows: first, *double* the edges AD and BC in Figs. 1 and 2 in such way as to make a torus out of the boundary of the tetrahedron chain, and then make a barycentric subdivision of this triangulated torus.

Finally, we subdivide our simplicial complex V_1 , doing, e.g., suitable stellar moves in its simplices but leaving the boundary untouched, so that it becomes a combinatorial triangulation, as it is required in order to apply the techniques from [16]. Let W_1 denote the resulting simplicial complex.

Now, we apply the above procedure to the triangulation T_2 and similarly obtain the simplicial complex W_2 . Obviously, W_1 and W_2 are PL-homeomorphic. Then, according to [16, Theorem 4.5], these simplicial complexes are stellar equivalent. Moreover, there exists a chain of stellar and inverse stellar moves transforming W_1 into W_2 and such that *the initial edges in the boundary ∂W_1 never disappear during the whole process*: they may be at most divided by several starrings done at them, but finally the obtained fragments are glued together again; accordingly, the initial vertices in ∂W_1 – ends of initial edges – remain intact.

Indeed, the cited theorem in [16] is valid for simplicial complexes and not necessarily manifolds. Thus, we can do the following trick: glue to any edge in ∂W_1 an additional two-cell – a triangle – by one of its sides, and do the same with edges in ∂W_2 . The obtained simplicial complexes W'_1 and W'_2 are still PL – and consequently stellar – homeomorphic, and obviously the additional cells are conserved (at most divided in parts but then glued again) along the whole chain of starrings and inverse starrings, marking thus the edges.

Such chain of starrings and inverse starrings can be extended to the union $W_1 \cup L$, so that the result is $W_2 \cup L$. Indeed, every stellar move involving ∂L is done either on one of initial edges or inside one of initial triangles. It is not hard to see that the extension from ∂L to L of a starring or inverse starring goes smoothly in both cases.

The subcomplex in Figs. 1 and 2 will not be touched by any move in the sequence. So, what remains is to replace the stellar moves with suitable (sequences of) Pachner moves. ■

3 Geometric values needed for the acyclic complex

We are now going to construct an acyclic complex which produces the invariant of a three-manifold with a framed knot in it given by a chain of two tetrahedra as in Figs. 1 and 2. The complex will be like those in [7, 8], but in fact a bit simpler.

Convention 2. Recall that we are considering an *orientable* manifold M . From now on, we fix a *consistent orientation* for all tetrahedra in the triangulation. The orientation of a tetrahedron is understood here as an ordering of its vertices up to an even permutation; for instance, two tetrahedra $MNPQ$ and $RMNP$, having a common face MNP , are consistently oriented.

3.1 Oriented volumes and deficit angles

We need the so-called *deficit angles* corresponding to the edges of triangulation. The rest of this section is devoted to explaining these deficit angles and related notions, while the acyclic complex itself will be presented in Section 4.

Recall that we assume that *all* the vertices of any tetrahedron in the triangulation are different (see Convention 1). Put all the vertices of the triangulation in the Euclidean space \mathbb{R}^3 (i.e., we assign to each of them three real coordinates) in an arbitrary way with only one condition: the vertices of each tetrahedron in the triangulation must not lie in the same plane. This condition ensures that the geometric quantities we will need – edge lengths and tetrahedron volumes – never vanish.

When we put an oriented tetrahedron $MNRQ$ into \mathbb{R}^3 , we can ascribe to it an *oriented volume* denoted V_{MNRQ} according to the formula

$$6V_{MNRQ} = \overrightarrow{MN} \cdot \overrightarrow{MQ} \cdot \overrightarrow{MR} \quad (2)$$

(scalar triple product in the right-hand side). If the sign of the volume defined by (2) of a given tetrahedron is positive, we say that it is put in \mathbb{R}^3 *with its orientation preserved*; if it is negative we say that it is put in \mathbb{R}^3 *with its orientation changed*.

Now we consider the dihedral angles at the edges of triangulation. We will ascribe a sign to each of these angles *coinciding with the oriented volume sign* of the tetrahedron to which the angle belongs. Consider a certain edge QR in the triangulation, and let its link contain vertices P_1, \dots, P_n , so that the tetrahedra $P_1P_2RQ, \dots, P_nP_1RQ$ are situated around QR and form its *star*. With our definition for the signs of dihedral angles, one can observe that the algebraic sum of all angles at the edge QR is a multiple of 2π , if these angles are calculated according to the usual formulas of Euclidean geometry, starting from *given coordinates of vertices* P_1, \dots, P_n, Q and R .

Namely, we would like to use the following method for computing these dihedral angles. Given the coordinates of vertices, we calculate all the *edge lengths* in tetrahedra $P_1P_2RQ, \dots, P_nP_1RQ$ and the signs of all tetrahedron volumes, and then we calculate dihedral angles from the edge lengths.

Suppose now that we have slightly, but otherwise arbitrarily, changed the edge lengths. Each separate tetrahedron $P_1P_2RQ, \dots, P_nP_1RQ$ remains still a Euclidean tetrahedron, but the algebraic sum of their dihedral angles at the edge QR ceases, generally speaking, to be a multiple of 2π . This means that these tetrahedra can no longer be put in \mathbb{R}^3 together. In such situation, we call this algebraic sum, taken with the opposite sign, *deficit (or defect) angle* at edge QR :

$$\omega_{QR} = - \sum_{i=1}^n \varphi_i \bmod 2\pi, \quad (3)$$

where φ_i are the dihedral angles at QR in the n tetrahedra under consideration. Note that the minus sign in (3) is just due to a convention in “Regge calculus” [20] where such deficit angles often appear.

3.2 A relation for infinitesimal deformations of deficit angles

To build our chain complex (15) in Section 4, we need only *infinitesimal* deficit angles arising from infinitesimal deformations of edge lengths in the neighborhood of a flat case, where all deficit angles vanish.

Lemma 1. *Let Q be any vertex in a triangulation of closed oriented three-manifold, and QR_1, \dots, QR_m all the edges that end in Q . If infinitesimal deficit angles $d\omega_{QR_i}$ are obtained from infinitesimal deformations of length of edges in the triangulation with respect to the flat case, then*

$$\sum_{i=1}^m \vec{e}_{QR_i} d\omega_{QR_i} = \vec{0}, \quad (4)$$

where $\vec{e}_{QR_i} = 1/l_{QR_i} \cdot \overrightarrow{QR_i}$ is a unit vector along $\overrightarrow{QR_i}$.

Proof. We first consider the case of small but finite deformations of edge lengths and deficit angles.

Let the edge lengths in tetrahedra $P_1P_2R_iQ, \dots, P_nP_1R_iQ$, forming the star of edge QR_i , be slightly deformed with respect to the flat case $\omega_{QR_i} = 0$. We can introduce a Euclidean coordinate system in tetrahedron $P_1P_2R_iQ$. Then, this coordinate system can be extended to tetrahedron $P_2P_3R_iQ$ through their common face P_2R_iQ . Continuing this way, we can go around the edge QR_i and return in the initial tetrahedron $P_1P_2R_iQ$, obtaining thus a new coordinate system in it. The transformation from the old system to the new one is an orthogonal rotation around the edge QR_i through the angle ω_{QR_i} in a proper direction.

More generally, we can consider going around edge QR_i but starting from some arbitrary “remote” tetrahedron $\mathcal{T} \subset \text{star}(Q)$ and going first from \mathcal{T} to $P_1P_2R_iQ$ through some two-dimensional faces in the triangulation, then going around QR_i as in the preceding paragraph, and finally returning from $P_1P_2R_iQ$ to \mathcal{T} following the same way. The corresponding transformation from the old coordinate system to the new one will be again an orthogonal rotation around some axis going through Q .

Now, imagine we are within some chosen tetrahedron \mathcal{T} belonging to the star of Q (i.e., having Q as one of its vertices). For clarity, let us be at a point N on a small sphere around Q . We are going to draw some special closed paths on this sphere minus m punctures – the points where the sphere intersects the edges QR_i . It is clear that we can choose a set of paths α_i , $i = 1, \dots, m$, in such punctured sphere, with the following properties:

- each α_i begins and ends in N ,
- within each α_i lies exactly one puncture, namely the intersection of sphere with QR_i , and α_i goes around it in the counterclockwise direction,
- the composition $\alpha_1 \circ \dots \circ \alpha_m$ is homotopic to the trivial path in the punctured sphere staying at the point N .

Denote X_{QR_i} the coordinate system transformation corresponding to α_i . Choosing vertex Q as the origin of coordinates, we can represent all $X_{QR_1}, \dots, X_{QR_m}$ as elements of the group $\text{SO}(3)$. The collapsibility of the composition of α_i leads to the relation

$$X_{QR_m} \circ \dots \circ X_{QR_1} = \text{Id} \quad (5)$$

(the inverse order of X_{QR_i} compared to α_i reflects the fact that, in the product in (5), the rightmost elements comes first, while in the product of α_i – traditionally the leftmost).

Now we turn to the infinitesimal case. Here, up to second-order infinitesimals, X_{QR_i} are just rotations around corresponding edges QR_i (regardless of how exactly the path α_i goes between the other edges):

$$X_{QR_i} = \text{Id} + x_{QR_i} d\omega_{QR_i},$$

where x_{QR_i} is the element of Lie algebra $\mathfrak{so}(3)$ defined by

$$(x_{QR_i})_{\alpha\beta} = \sum_{\gamma} \varepsilon_{\alpha\beta\gamma} (\vec{e}_{QR_i})_{\gamma},$$

$\varepsilon_{\alpha\beta\gamma}$ being the Levi-Civita symbol. Equation (5) gives

$$\sum_{i=1}^m x_{QR_i} d\omega_{QR_i} = 0,$$

so we get (4). ■

3.3 Formulas for $\partial\omega_a/\partial l_b$

The main ingredient of our complex (15) is matrix $f_3 = \left(\frac{\partial\omega_a}{\partial l_b}\right)$, where a and b run over all edges in the triangulation and the partial derivatives are taken at such values of all lengths l_b where all $\omega_a = 0$. We are going to express these derivatives in terms of edge lengths and tetrahedron volumes. Recall that all the tetrahedra we deal with are supposed to be consistently oriented (see Convention 2), so that their volumes have signs. Nonzero derivatives are obtained in the following cases.

1st case

Edges $a = MN$ and $b = QR$ are skew edges of tetrahedron $MNRQ$:

$$\frac{\partial\omega_{MN}}{\partial l_{QR}} = -\frac{l_{MN}l_{QR}}{6} \frac{1}{V_{MNRQ}}. \quad (6)$$

This formula is an easy exercise in elementary geometry.

2nd case

Edges $a = MN$ and $b = MP$ belong to the common face of two neighboring tetrahedra $MNPQ$ and $RMNP$ (see the left-hand side of Fig. 3):

$$\frac{\partial\omega_{MN}}{\partial l_{MP}} = \frac{l_{MN}l_{MP}}{6} \frac{V_{NPRQ}}{V_{MNPQ}V_{RMNP}}. \quad (7)$$

To prove this formula, suppose the lengths l_{MP} and l_{QP} are free to change, while the lengths of the remaining seven edges in the two mentioned tetrahedra, *and also the length l_{QR}* , are fixed (this implies of course fixing the dihedral angles at edge MN). Then l_{QP} is a function of l_{MP} and, using formulas of type (6), one can find that

$$\frac{\partial l_{QP}}{\partial l_{MP}} = \frac{l_{MP}}{l_{QP}} \frac{V_{NPRQ}}{V_{RMNP}}. \quad (8)$$

Then,

$$0 \equiv \frac{d\omega_{MN}}{dl_{MP}} = \frac{\partial\omega_{MN}}{\partial l_{MP}} + \frac{\partial\omega_{MN}}{\partial l_{QP}} \frac{\partial l_{QP}}{\partial l_{MP}} = \frac{\partial\omega_{MN}}{\partial l_{MP}} - \frac{l_{MN}l_{MP}}{6} \frac{V_{NPRQ}}{V_{MNPQ}V_{RMNP}}$$

and formula (7) follows.

3rd case

Edge $a = b = QR$ is common for exactly three tetrahedra $MNRQ$, $NPRQ$ and $PMRQ$ (as in the right-hand side of Fig. 3):

$$\frac{\partial\omega_{QR}}{\partial l_{QR}} = -\frac{l_{QR}^2}{6} \frac{V_{MNPQ}V_{RMNP}}{V_{MNRQ}V_{NPRQ}V_{PMRQ}}. \quad (9)$$

Observe that this is the most important formula allowing us to construct manifold invariants based on three-dimensional Euclidean geometry. To prove it, consider the ten edges in the three mentioned tetrahedra and suppose that the lengths l_{MP} and l_{QR} are free to change, while the lengths of the remaining eight edges are fixed. Then,

$$\frac{\partial l_{MP}}{\partial l_{QR}} = -\frac{l_{QR}}{l_{MP}} \frac{V_{MNPQ}V_{RMNP}}{V_{MNRQ}V_{NPRQ}}. \quad (10)$$

To prove (10), we use the following trick: first, consider the situation where l_{QP} and l_{MP} are free to change, and the remaining eight lengths are fixed. Then, $\partial l_{QP}/\partial l_{MP}$ is given by formula (8). Second, consider the situation where l_{QP} and l_{QR} are free to change, and the remaining eight lengths are fixed. Now a formula of type (8) gives

$$\frac{\partial l_{QP}}{\partial l_{QR}} = \frac{l_{QR}}{l_{QP}} \frac{V_{NQMP}}{V_{MNRQ}}. \quad (11)$$

Third, let now the *seven* edge lengths except l_{QP} , l_{MP} and l_{QR} be fixed; consider l_{QP} as a function of the other two and then equate l_{QP} to a constant:

$$l_{QP}(l_{MP}, l_{QR}) = \text{const}.$$

This can be viewed as defining l_{MP} as an *implicit function* of l_{QR} , and its derivative, calculated according to the standard formula and using (8) and (11), is exactly (10).

Now we can write (assuming again that only l_{MP} and l_{QR} can change):

$$0 \equiv \frac{d\omega_{QR}}{dl_{QR}} = \frac{\partial \omega_{QR}}{\partial l_{QR}} + \frac{\partial \omega_{QR}}{\partial l_{MP}} \frac{\partial l_{MP}}{\partial l_{QR}} = \frac{\partial \omega_{QR}}{\partial l_{QR}} + \frac{l_{QR}^2}{6} \frac{V_{MNPQ} V_{RMNP}}{V_{MNRQ} V_{NPRQ} V_{PMRQ}},$$

and formula (9) follows.

4th case

Edge $a = b = QR$ is common for $n > 3$ tetrahedra $P_{i-1}P_iRQ$ ($i = 1, \dots, n$):

$$\frac{\partial \omega_{QR}}{\partial l_{QR}} = -\frac{l_{QR}^2}{6} \sum_{i=3}^n \frac{V_{P_1P_{i-1}P_iQ} V_{RP_1P_{i-1}P_i}}{V_{P_1P_{i-1}RQ} V_{P_{i-1}P_iRQ} V_{P_iP_1RQ}}. \quad (12)$$

This formula comes out if we draw $n - 3$ diagonals P_1P_i ($i = 3, \dots, n - 1$) and apply (9) to each of figures $P_1P_{i-1}P_iQR$. Adding up the deficit angles around QR in each of those figures and cancelling out the dihedral angles which enter twice and with the opposite signs, we get nothing else than ω_{QR} for the whole figure.

4 The acyclic complex and the invariant

4.1 Generalities on acyclic complexes and their Reidemeister torsions

We briefly review basic definitions from the theory of based chain complexes and their associated Reidemeister torsions, see monograph [22] for details.

Definition 1. Let C_0, C_1, \dots, C_n be finite-dimensional \mathbb{R} -vector spaces. The sequence of vector spaces and linear mappings

$$C_* = 0 \xrightarrow{f_n} C_n \xrightarrow{f_{n-1}} C_{n-1} \rightarrow \dots \rightarrow C_1 \xrightarrow{f_0} C_0 \xrightarrow{f_{-1}} 0 \quad (13)$$

is called a *chain complex* if $\text{Im } f_i \subset \text{Ker } f_{i-1}$ for all $i = 0, \dots, n$. This condition is equivalent to $f_{i-1} \circ f_i = 0$.

Suppose that chain complex C_* is *based*, i.e., each C_i is endowed with a distinguished basis. To make the notations in this paper consistent with our previous papers, we denote this basis C_i (rather than \mathbf{c}_i , which is the usual notation in the literature on torsions). The linear mapping $f_i: C_{i+1} \rightarrow C_i$ can thus be identified with its matrix.

Definition 2. The based chain complex C_* is said to be *acyclic* if $\text{Im } f_i = \text{Ker } f_{i-1}$ for all $i = 0, \dots, n$.

Remark 3. This condition is equivalent to $\text{rank } f_{i-1} = \dim C_i - \text{rank } f_i$. Since $\text{Im } f_n = 0$ and $\text{Ker } f_{-1} = C_0$, it follows that in an acyclic complex f_{n-1} is injective and f_0 is surjective.

Suppose that the chain complex C_* defined in (13) is acyclic. For every $i = 0, \dots, n$, let \mathcal{B}_i be a subset of the basis \mathcal{C}_i such that $f_{i-1}(\mathcal{B}_i)$ is a basis for $\text{Im } f_{i-1}$. Recall that we consider the linear operator f_i as a matrix whose columns and rows correspond to the basis vectors in C_{i+1} and C_i respectively. Denote by $f_i|_{\mathcal{B}_{i+1}, \bar{\mathcal{B}}_i}$ the submatrix of f_i consisting of columns corresponding to \mathcal{B}_{i+1} and rows corresponding to $\bar{\mathcal{B}}_i = \mathcal{C}_i \setminus \mathcal{B}_i$.

Due to the acyclicity, $\#\mathcal{B}_{i+1} = \text{rank } f_i = \dim C_i - \text{rank } f_{i-1} = \dim C_i - \#\mathcal{B}_i$ and it follows that $f_i|_{\mathcal{B}_{i+1}, \bar{\mathcal{B}}_i}$ is square. It is also nondegenerate: its determinant coincides with the determinant of the transition matrix between the two bases \mathcal{C}_i and $\mathcal{B}_i \cup f_i(\mathcal{B}_{i+1})$ for C_i .

Definition 3. The sign-less quantity

$$\tau(C_*) = \prod_{i=0}^{n-1} (\det f_i|_{\mathcal{B}_{i+1}, \bar{\mathcal{B}}_i})^{(-1)^{i+1}} \in \mathbb{R}^* / \{\pm 1\} \quad (14)$$

is called the *Reidemeister torsion* of the acyclic based chain complex C_* .

Remark 4 ([22]). It is easy to show that $\tau(C_*)$ does not depend on the choice of the subsets \mathcal{B}_i , but of course depends on the choice of the bases in C_i 's.

Remark 5. We will also use simplified notations for $f_i|_{\mathcal{B}_{i+1}, \bar{\mathcal{B}}_i}$, explaining their meaning in the text, as in equation (21) below.

4.2 The acyclic complex

Consider the following sequence of vector spaces and linear mappings:

$$0 \rightarrow (dx)' \xrightarrow{f_2} (dl)' \xrightarrow{f_3=f_3^T} (d\omega)' \xrightarrow{f_4=-f_2^T} \oplus' \mathfrak{so}(3) \rightarrow 0. \quad (15)$$

Here is the detailed description of the vector spaces in the chain complex (15):

- the first vector space $(dx)'$ is the vector space spanned by the differentials of coordinates of all vertices except A, B, C and D ;
- the second vector space $(dl)'$ is the vector space spanned by the differentials of edge lengths for all edges except those depicted in Figs. 1 and 2;
- similarly, the third vector space $(d\omega)'$ is the vector space spanned by the differentials of deficit angles corresponding to the same edges;
- the last vector space is a direct sum of copies of the Lie algebra $\mathfrak{so}(3)$ corresponding to the same vertices in the triangulation as in the first space.

Before giving the detailed definitions of mappings f_2, f_3 and f_4 , here are some remarks.

Remark 6. We use the notations “ f_2 ” and “ f_3 ” to make them consistent with other papers on the subject, such as, e.g. [17, 18]. So, the reader must not be surprised with not finding any “ f_1 ” in this paper.

Remark 7. There is a natural basis in each of the vector spaces, given by the corresponding differentials in $(dx)'$, $(dl)'$ and $(d\omega)'$, and by the standard Lie algebra generators in $\oplus'\mathfrak{so}(3)$. Such basis is determined up to an ordering of the vertices in $(dx)'$ and $\oplus'\mathfrak{so}(3)$, and up to an ordering of the edges in $(dl)'$ and $(d\omega)'$. Thus, we can identify the elements of vector spaces with column vectors, and mappings – with matrices.

For example, the vector space $(dx)'$ consists of columns of the kind

$$(dx_{E_1}, dy_{E_1}, dz_{E_1}, \dots, dx_{E_{N'_0}}, dy_{E_{N'_0}}, dz_{E_{N'_0}})^T,$$

where $E_1, \dots, E_{N'_0}$ are all the vertices in the triangulation except A, B, C and D . We use thus notation N'_0 for the number of vertices that are *inner* for the manifold with boundary “ M minus the interior of two tetrahedra $ABCD$ (and with doubled edges AD and BC)”, which is consistent with our other papers, where simply N_0 denotes the number of *all* vertices. Note also that the special role of the edges depicted in Figs. 1 and 2 – boundary edges for the mentioned manifold, if we double AD and BC – consists in the fact that they simply do not take part in forming the second and third linear spaces in complex (15).

Remark 8. The superscript T means matrix transposing; the equalities over the arrows in complex (15) will be proved soon after we define the mappings f_2 , f_3 and f_4 , see Theorem 3.

Remark 9. The fact that the f ’s are numbered in the decreasing order in (13) and in the increasing order in (15) brings no difficulties.

Remark 10. In our case, there will be no problems with the sign of the torsion, and thus the factoring by $\{\pm 1\}$, as in (14), will be unnecessary, see Subsection 4.3 for details.

Here are the definitions of the mappings in the chain complex (15):

- the definition of mapping f_2 is obvious: if we change infinitesimally the coordinates of vertices, then the corresponding edge length changes are obtained by differentiating formulas of the kind

$$l_{MN} = \sqrt{(x_N - x_M)^2 + (y_N - y_M)^2 + (z_N - z_M)^2}, \quad (16)$$

where M and N are two vertices, x_M, \dots, z_N – their coordinates, and l_{MN} – the length of edge MN ;

- mapping f_3 goes according to formulas (6)–(12);
- for the mapping f_4 , the element of the Lie algebra corresponding to a given vertex, arising from given curvatures $d\omega$ due to f_4 , is by definition given by the left-hand side of formula (4).

Theorem 2. *Sequence (15) is a chain complex, i.e., the composition of two successive mappings is zero.*

Proof. The equality $f_3 \circ f_2 = 0$ is obvious from geometric considerations. Indeed, the edge length changes caused by changes of vertex coordinates give no deficit angles, because the whole picture (vertices and edges) does not go out of the Euclidean space \mathbb{R}^3 .

By Lemma 1, the equality $f_4 \circ f_3 = 0$ holds as well. ■

Complex (15) can be called a *complex of infinitesimal geometric deformations*. It turns out to have an interesting symmetry property.

Theorem 3. *The matrices of mappings in complex (15) satisfy the following symmetry properties:*

$$f_3 = f_3^T, \quad f_4 = -f_2^T. \quad (17)$$

Proof. The symmetry of matrix f_3 means that $\partial\omega_b/\partial l_c = \partial\omega_c/\partial l_b$, and it follows directly from explicit formulas (6) and (7).

As for the second equality in (17), it can be proved by a direct writing out of matrix elements, i.e., the relevant partial derivatives. For the mapping f_2 , one has to differentiate relation (16), and for f_4 – use the left-hand side of (4). ■

Remark 11. There exists also a different proof of the equality $f_3 = f_3^T$, which enables us to look at it perhaps from a different perspective, and based on the *Schläfli differential identity* for a Euclidean tetrahedron:

$$\sum_{i=1}^6 l_i d\varphi_i = 0 \quad (18)$$

for any infinitesimal deformations (l_i are edge lengths in the tetrahedron, and φ_i are dihedral angles at edges). It follows from (18) that

$$\sum_a l_a d\omega_a = 0, \quad (19)$$

where a runs over all edges in the triangulation.

Consider now the quantity $\Phi = \sum_a l_a \omega_a$ as a function of the lengths l_a , and write the following identity for it:

$$\frac{\partial^2 \Phi}{\partial l_b \partial l_c} = \frac{\partial^2 \Phi}{\partial l_c \partial l_b}, \quad (20)$$

where b and c are some edges. It is easy to see that (19) together with (20) yield exactly the required symmetry.

The examples below in Sections 6 and 7 show that there are many enough interesting cases where complex (15) turns out to be acyclic (see Definition 2). However, at this time we cannot make this statement more precise.

Convention 3. From now on, we assume that we are working with an *acyclic complex*.

4.3 The Reidemeister torsion and the invariant

As complex (15) is supposed to be acyclic, we associate to it its *Reidemeister torsion* given by

$$\tau = \frac{(\det f_2|_{\overline{\mathcal{B}}})(\det f_4|_{\overline{\mathcal{B}}})}{\det f_3|_{\mathcal{B}}} = (-1)^{N'_0} \frac{(\det f_2|_{\overline{\mathcal{B}}})^2}{\det f_3|_{\mathcal{B}}} \quad (21)$$

(cf. Definition 3 and Remark 5 after it). Recall that N'_0 , according to Remark 7, is the number of vertices in the triangulation without A, B, C and D . The letter \mathcal{B} denotes a maximal subset of edges (and thus basis vectors in $(dl)'$ and $(d\omega)'$; remember that the edges depicted in Figs. 1 and 2 have been already withdrawn) for which the corresponding *diagonal* minor of f_3 does not vanish. We write this minor as $\det f_3|_{\mathcal{B}}$, where $f_3|_{\mathcal{B}}$ is the submatrix of f_3 whose *rows and columns* correspond to the edges in \mathcal{B} . The set $\overline{\mathcal{B}}$ is the complement of \mathcal{B} in the set of all edges except those depicted in Figs. 1 and 2, and $f_2|_{\overline{\mathcal{B}}}$ (resp. $f_4|_{\overline{\mathcal{B}}}$) is the submatrix of f_2 (resp. f_4) whose *rows* (resp. *columns*) correspond to the edges in $\overline{\mathcal{B}}$.

Remark 12. As it is known [22], usually the Reidemeister torsion is defined up to a sign, so that special measures must be taken for its “sign-refining”. This sign is changed when we change the order of basis vectors in any of the vector spaces. In our case, however, this is not a problem: due to the symmetry proved in Theorem 3, we can choose our torsion in the form (21) where the numerator is a square and the denominator is a *diagonal* minor. Both thus do not depend on the order of basis vectors.

We now define the value

$$I(M) = \tau \frac{\prod'_{\text{edges}} l^2}{\prod'_{\text{tetrahedra}} (-6V)} (6V_{ABCD})^4. \quad (22)$$

Here $\prod'_{\text{edges}} l^2$ means the product of squared lengths for all edges except those depicted in Figs. 1 and 2, or simply *inner* edges; $\prod'_{\text{tetrahedra}} (-6V)$ means the product of all tetrahedron volumes multiplied by (-6) except two distinguished tetrahedra $ABCD$, and τ is the Reidemeister torsion of complex (15) given by (21).

Theorem 4. *Let T_1 and T_2 be triangulations of the manifold M with the same chain of two distinguished tetrahedra $ABCD$ in them. If complex (15) is acyclic for T_1 , then it is also acyclic for T_2 , and the value $I(M)$ given by (22) is the same for T_1 and T_2 .*

Proof. By Theorem 1, it is enough to show the invariance of $I(M)$ under relative Pachner moves.

Suppose we are doing a $2 \rightarrow 3$ Pachner move: two adjacent tetrahedra $MNPQ$ and $RMNP$ are replaced by three tetrahedra $MNRQ$, $NPRQ$ and $PMRQ$, see Fig. 3. Thus, a new edge QR appears in the triangulation. We are going to express the new matrix f_3 in terms of the old one. Essentially, we follow [5, Section 4].

Set $\tilde{l}_{QR} = l_{QR} - l_{QR}^{(0)}$, where $l_{QR}^{(0)}$ is the solution of $\omega_{QR} = 0$, considered as a function of other edge lengths. Then,

$$d\tilde{l}_{QR} = dl_{QR} - \sum_{i=1}^{N'_1} \frac{\partial l_{QR}}{\partial l_i} \Big|_{\omega_{QR}=0} dl_i, \quad (23)$$

where N'_1 is the number of inner edges (we reserve the notation N_1 for the number of *all* edges, in analogy with our notations N'_0 and N_0 for vertices) in the triangulation before doing the move $2 \rightarrow 3$. As $\tilde{l}_{QR} = 0$ implies $\omega_{QR} = 0$, the differential $d\omega_{QR}$ depends only on $d\tilde{l}_{QR}$ and does not depend on the rest of dl_i . This yields

$$\begin{pmatrix} d\omega_1 \\ \vdots \\ d\omega_{N'_1} \\ d\omega_{QR} \end{pmatrix} = \begin{pmatrix} & \frac{\partial \omega_1}{\partial l_{QR}} \\ f_3^{\text{old}} & \vdots \\ & \frac{\partial \omega_{N'_1}}{\partial l_{QR}} \\ 0 \quad \dots \quad 0 & \frac{\partial \omega_{QR}}{\partial l_{QR}} \end{pmatrix} \begin{pmatrix} dl_1 \\ \vdots \\ dl_{N'_1} \\ d\tilde{l}_{QR} \end{pmatrix}, \quad (24)$$

where f_3^{old} is, of course, the matrix f_3 before the move. Formulas (24) and (23) give the representation of the “new” matrix f_3^{new} as the following product:

$$f_3^{\text{new}} = \begin{pmatrix} & \frac{\partial \omega_1}{\partial l_{QR}} \\ f_3^{\text{old}} & \vdots \\ & \frac{\partial \omega_{N'_1}}{\partial l_{QR}} \\ 0 \quad \dots \quad 0 & \frac{\partial \omega_{QR}}{\partial l_{QR}} \end{pmatrix} \begin{pmatrix} 1 & & & 0 \\ & \ddots & & \vdots \\ & & 1 & 0 \\ -\frac{\partial l_{QR}}{\partial l_1} & \dots & -\frac{\partial l_{QR}}{\partial l_{N'_1}} & 1 \end{pmatrix}.$$

The “new” set of edges \mathcal{B}^{new} in (21) can be taken as $\mathcal{B}^{\text{new}} = \mathcal{B}^{\text{old}} \cup \{QR\}$, then the minors of f_2 and f_4 remain the same. Using (9), we obtain the ratio between the new and old minors of f_3 :

$$\frac{\det f_3^{\text{new}}|_{\mathcal{B}^{\text{new}}}}{\det f_3^{\text{old}}|_{\mathcal{B}^{\text{old}}}} = \frac{\partial \omega_{QR}}{\partial l_{QR}} = -\frac{l_{QR}^2}{6} \frac{V_{MNPQ} V_{RMNP}}{V_{MNRQ} V_{NPRQ} V_{PMRQ}}. \quad (25)$$

This together with (22) and (21) proves that $I(M)$ does not change under $2 \rightarrow 3$ and $3 \rightarrow 2$ Pachner moves.

Now we consider a $1 \rightarrow 4$ Pachner move. It means that a tetrahedron $MNPQ$ is divided into four tetrahedra by adding a new vertex R inside it, as in Fig. 4. Hence, three new components are added to the vectors in the space $(dx)'$ – the first vector space in sequence (15), namely the differentials dx_R , dy_R and dz_R of coordinates of vertex R . In the same way, four new components are added to the vectors in the space (dl) – the second vector space in (15), namely dl_{MR} , dl_{NR} , dl_{PR} and dl_{QR} . We add the edge QR to the set \mathcal{B} , then MR , NR and PR are added to $\bar{\mathcal{B}}$. The minor of f_2 acquires a block triangular structure and becomes the product of the old minor by the determinant of a new 3×3 block, namely

$$\frac{dl_{MR} \wedge dl_{NR} \wedge dl_{PR}}{dx_R \wedge dy_R \wedge dz_R} = \frac{6V_{MNPQ}}{l_{MR} l_{NR} l_{PR}}$$

(this equality follows from elementary geometry, compare formulas (31) and (32) in [5]). Due to the same considerations as in the case of a $2 \rightarrow 3$ Pachner move, the minor of f_3 gets multiplied by the very same factor given in (9). Comparing that with equations (21) and (22), we see that our value $I(M)$ does not change under a $1 \rightarrow 4$ Pachner move, as well as under the inverse move.

The fact that no minors considered in our proof vanished obviously implies that the acyclicity of our complex (15) is preserved under the Pachner moves. \blacksquare

Recall that in the beginning of Subsection 3.1, we introduced a function (let us denote it now by ϕ) ascribing to the vertices of a triangulation of manifold M three real numbers in arbitrary way with the only condition: the volumes of all tetrahedra calculated by (2) must be nonzero. Let us call ϕ a *geometrization function* on the set of vertices. To ensure the “well-definedness” of our invariant, we must show that it is independent of the choice of the geometrization function.

Theorem 5. *Let ϕ_1 and ϕ_2 be geometrization functions such that $\phi_1|_{\{A,B,C,D\}} = \phi_2|_{\{A,B,C,D\}}$, where A, B, C and D belong to the chain of two distinguished tetrahedra. If $I_{\phi_1}(M)$ and $I_{\phi_2}(M)$ are the corresponding values of the invariant (22), then $I_{\phi_1}(M) = I_{\phi_2}(M)$.*

Proof. Let P be any vertex in the triangulation, not belonging to the chain of two distinguished tetrahedra. First, we are going to prove that there exists a sequence of relative Pachner moves removing P from the triangulation.

We begin with subdividing the initial triangulation so that it becomes combinatorial. Denote by $\text{star}(P)$ and $\text{lk}(P)$ the star and the link of P respectively in this combinatorial triangulation.

Let two adjacent tetrahedra $MNPQ$ and $RMNP$ belong to $\text{star}(P)$. First, we do a move $2 \rightarrow 3$ by adding a new edge QR . Then, the tetrahedron $MNRQ$ goes out of $\text{star}(P)$ and the edge MN goes out of $\text{lk}(P)$. Continuing this way for other pairs of adjacent tetrahedra from $\text{star}(P)$ containing M as a vertex, we can reduce to three the number of edges starting from M and belonging to $\text{lk}(P)$. After that, doing a move $3 \rightarrow 2$, we remove the edge MP from $\text{star}(P)$ and the vertex M from $\text{lk}(P)$. Continuing this way, we reduce to four the number of vertices in $\text{lk}(P)$.

Now, we do a move $4 \rightarrow 1$ to remove P from the triangulation. After that, doing a move $1 \rightarrow 4$, we return it back, but with any other ascribed coordinates. Finally, we return to the initial triangulation inverting the whole sequence of Pachner moves. It remains to say that, due to the invariance under Pachner moves, the value $I(M)$ is unchanged at every step. \blacksquare

Remark 13. Invariant $I(M)$ in (22) can depend a priori on the geometry of the distinguished tetrahedron $ABCD$. However, it turns out that with the multiplier $(6V_{ABCD})^4$ introduced in (22) the invariant is just a number at least in the examples considered below in Sections 6 and 7.

5 How to change the framing

Just as Pachner moves are elementary rebuildings of a triangulation of a *closed* manifold, *shellings* and inverse shellings are elementary rebuildings of a triangulation of a manifold *with boundary*, see [16, Section 5]. A topological field theory dealing with triangulated manifolds must answer the question what happens with an invariant like $I(M)$ under shellings.

While we leave a general answer to this questions to further papers, we will explain in this section how some shellings on the toric boundary of our manifold “ M minus two tetrahedra” correspond to changing the framing of the knot determined by these two tetrahedra. We also show what happens with matrices f_3 and f_2 from complex (15) under these shellings. These results will be used in calculations in Sections 6 and 7.

It is enough to show how to change the knot framing by one-half of a revolution. We can achieve this if we manage to “turn inside out” one of the tetrahedra $ABCD$ in Figs. 1 and 2, e.g., in the way shown in Fig. 6.

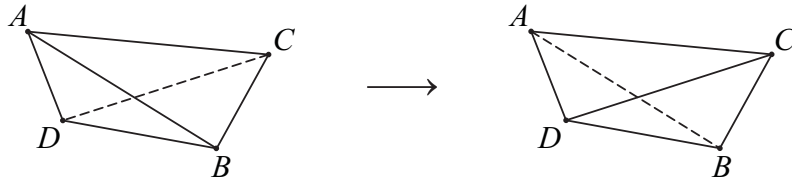


Figure 6. Turning a tetrahedron inside out, thus changing the framing by $1/2$.

Remark 14. Of course, the framing can be changed in other direction similarly. In this case, we should first draw the left-hand-side tetrahedron in Fig. 6 as viewed from another direction, so as the diagonals of its projection are AC and BD , instead of AB and CD in Fig. 6. Then we replace the dashed “diagonal” with the solid one and vice versa.

Return to Fig. 6. In order to be able to glue the “turned inside out” tetrahedron back into the triangulation, we can glue to it two more tetrahedra $ABCD$: one to the front and one to the back. So, we glue the same tetrahedron as drawn in the left-hand side of Fig. 6, to the *two* “front” faces, ADC and DBC , of the “turned inside out” tetrahedron in the right-hand side of Fig. 6, and again the same tetrahedron as in the left-hand side of Fig. 6 to the two “back” faces, ABC and ADB (always gluing a vertex to the vertex of the same name). After this, the obtained “sandwich” of three tetrahedra can obviously be glued into the same place which was occupied by the single tetrahedron in the left-hand side of Fig. 6.

How will the invariant $I(M)$ change? Of course, the product of tetrahedron volumes in (22) will be multiplied by $(6V_{ABCD})^2$, and the product of edge lengths will be multiplied by l_{AB} and l_{CD} , because we have added two tetrahedra $ABCD$ to our triangulation, and the edges AB and CD of the initial tetrahedron in the left-hand side of Fig. 6 changed their status from being inner to lying on the boundary.

To describe the change of matrix f_3 , it is first convenient to introduce matrix F_3 , which consists by definition of *all* partial derivatives $(\partial\omega_a/\partial l_b)$, *including the edges that belong to the distinguished tetrahedra* in Figs. 1 and 2. Thus, f_3 is a submatrix of F_3 . Then we introduce

a “normalized” version of matrix F_3 , denoted G_3 , as follows:

$$G_3 = 6V_{ABCD} \operatorname{diag}(l_1^{-1}, \dots, l_{N_1}^{-1}) F_3 \operatorname{diag}(l_1^{-1}, \dots, l_{N_1}^{-1}). \quad (26)$$

Here N_1 is the total number of edges in the triangulation of the manifold M . Just as f_3 , matrices F_3 and G_3 are symmetric.

Now we describe what happens with G_3 when we change the framing. We represent G_3 in a block form where the last row and the last column correspond to the edge CD , and the next to last row and column to the edge AB :

$$G_3 = \begin{pmatrix} K & L^T \\ L & \begin{matrix} \alpha & \beta \\ \beta & \gamma \end{matrix} \end{pmatrix}. \quad (27)$$

Here α , β and γ are real numbers, K is an $(N_1 - 2) \times (N_1 - 2)$ block, and L is a $2 \times (N_1 - 2)$ block.

Recall that we have chosen a consistent orientation for all tetrahedra in the triangulation, which means, for every tetrahedron, a proper ordering of its vertices up to even permutations. The initial tetrahedron in the left-hand side of Fig. 6 thus can have either orientation $ABCD$ or $BACD$. Let $\epsilon = 1$ for the first case and $\epsilon = -1$ for the second case.

Theorem 6. *Let \tilde{G}_3 be the matrix G_3 after the change of framing which adds two new edges \widetilde{AB} and \widetilde{CD} to the triangulation in the way described above. Then,*

$$\tilde{G}_3 = \begin{pmatrix} K & L^T & \mathbf{0} \\ L & \begin{matrix} \alpha & \beta - \epsilon \\ \beta - \epsilon & \gamma \end{matrix} & \begin{matrix} 0 \\ \epsilon \end{matrix} \\ \mathbf{0} & \begin{matrix} 0 \\ \epsilon \end{matrix} & \begin{matrix} 0 & -\epsilon \\ -\epsilon & 0 \end{matrix} \end{pmatrix}, \quad (28)$$

where the two last rows and columns correspond to the new added edges \widetilde{AB} and \widetilde{CD} .

Proof. The normalization (26) of matrix G_3 has been chosen keeping in mind formulas of type (6). The derivatives like $\partial\omega_{AB}/\partial l_{CD}$ contribute to the elements of G_3 as -1 if the orientation of the corresponding tetrahedron is $ABCD$, and as $+1$ otherwise. This, first, explains why ϵ is subtracted from the matrix element β when the initial edges AB and CD cease to belong to the same tetrahedron. Second, it explains the appearance of $\pm\epsilon$ in the last two rows and columns of \tilde{G}_3 . It remains to show that the other new matrix elements vanish, e.g.,

$$\frac{\partial\omega_{AC}}{\partial l_{\widetilde{AB}}} = 0, \quad \frac{\partial\omega_{\widetilde{AB}}}{\partial l_{\widetilde{AB}}} = 0 \quad \text{and so on,} \quad (29)$$

and that some other elements in G_3 do not change while, seemingly, the triangulation change has touched them.

The first equality in (29) is due to the fact that $l_{\widetilde{AB}}$ influences two dihedral angles which enter in ω_{AC} ; these angles belong to two tetrahedra \widetilde{ABCD} which differ only in their orientations and thus sum up to an identical zero. A similar explanation works for the second equality in (29) as well. Moreover, a similar reasoning shows that, although new summands are added to some elements in G_3 like $\partial\omega_{AC}/\partial l_{AD}$, these summands cancel each other because they belong to tetrahedra with opposite orientations. ■

From matrix \tilde{G}_3 , we can obtain the new matrix F_3 , and then take its relevant submatrix as new f_3 . As for the matrix f_2 in complex (15), it will just acquire two new rows whose elements, like all elements in f_2 , are obtained by differentiating relations of type (16).

6 Calculation for unknot in three-sphere

We now turn to applications of our ideas to examples – manifolds with framed knots in them. In this section we do calculations for the simplest case – an unknot in a three-sphere.

Let K be a knot in three-sphere, then we denote $N(K)$ its open tubular neighbourhood and $M_K = S^3 \setminus N(K)$ its exterior. Recall that M_K is a three-manifold with the boundary consisting of a single torus.

From now on we suppose that $K = \bigcirc$ is unknot. Then, M_{\bigcirc} is a filled torus. We glue M_{\bigcirc} out of six tetrahedra in the following way. First, we take two identically oriented tetrahedra $ABCD$ and glue them together in much the same way as in Fig. 1, but using edges AB and CD for gluing, see Fig. 7. What prevents this chain from being a filled torus is its “zero thickness” at the edges AB and CD . We are going to remove this difficulty by gluing some more tetrahedra to the chain.

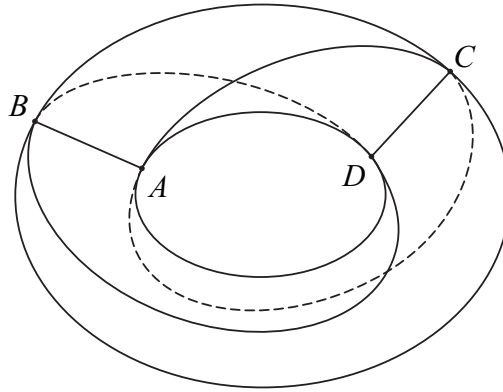


Figure 7. Beginning of the construction of the triangulated solid torus: a chain of two tetrahedra $ABCD$.

First, we glue at “our” side one more tetrahedron $DABC$ (of the opposite orientation!) to faces ABC and ABD . This already creates a nonzero thickness at the edge AB , yet we glue still one more tetrahedron $ABCD$ to the two free faces of the new tetrahedron $DABC$, that is, BCD and ACD . In the very same way, in order to remove the zero thickness along edge CD , we glue one more tetrahedron of the opposite orientation at “our” side of the figure to faces BCD and ACD , and then glue a tetrahedron $ABCD$ to the two free faces of the new tetrahedron.

To distinguish edges of the same name, we introduce the following notations. Edges AB and CD present in Fig. 7 will be denoted $(AB)_1$ and $(CD)_1$. Then, we think of one of the tetrahedra in Fig. 7 as first, and the other as second, and accordingly assign to the rest of their edges indices 1 or 2. It remains to denote four edges, of which two lie inside the filled torus, and two – in the boundary. We denote the inner edges as $(AB)_3$ and $(CD)_3$, and the boundary ones – as $(AB)_2$ and $(CD)_2$.

The obtained triangulated filled torus is depicted in Fig. 8, where the numbers correspond to the subscripts at edges.

Now we can glue the tetrahedron chain from Fig. 1 to the filled torus in Fig. 8, gluing together faces of the same name in a natural manner. Thus, sphere S^3 appears with a framed unknot in it determined by the tetrahedra from Fig. 1, for which we can calculate the invariant according to Section 4 and then as well the values of the invariant for other framings according to Section 5. We formulate the result as the following

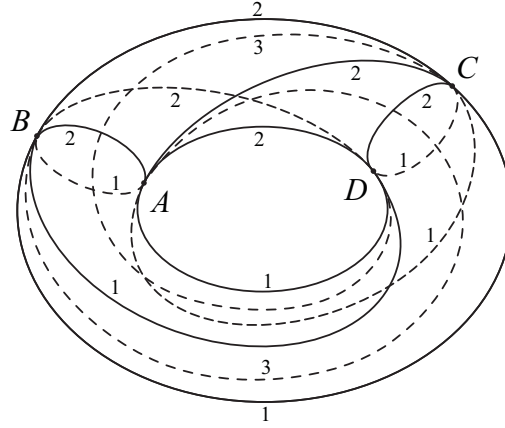


Figure 8. Triangulated filled torus.

Theorem 7. The invariant $I^{(r)}(M_{\bigcirc})$ for a framing $r = m$ or $r = m + 1/2$, where $m \in \mathbb{Z}$, is given by

$$I^{(m)}(M_{\bigcirc}) = \frac{1}{m^4} \quad \text{or} \quad I^{(m+1/2)}(M_{\bigcirc}) = \frac{-1}{m^2(m+1)^2},$$

respectively.

Proof. Our triangulation of sphere S^3 does not contain any vertices besides A, B, C and D . Thus, the spaces $(dx)'$ and $\oplus' \mathfrak{so}(3)$ in complex (15) are zero-dimensional, i.e., complex (15) is reduced to

$$0 \rightarrow (dl)' \xrightarrow{f_3} (d\omega)' \rightarrow 0, \quad (30)$$

where the dash means that the corresponding quantities are taken only for edges not belonging to the tetrahedra in Fig. 1. Formula (21) for the torsion takes thus a simple form

$$\tau = \frac{1}{\det f_3}. \quad (31)$$

As we have explained in Section 5, it makes sense to consider matrix F_3 which consists, by definition, of the partial derivatives of *all* deficit angles with respect to *all* edge lengths in the triangulation of S^3 and of which f_3 is a submatrix. Moreover, it makes sense to consider the “normalized” version of F_3 , i.e., matrix G_3 defined by (26). The invariant (22) with torsion (31) takes then the form

$$I(M_{\bigcirc}) = \frac{(6V_{ABCD})^4 \prod'_{\text{edges}} l^2}{\det f_3 \prod'_{\text{tetrahedra}} (-6V)} = \frac{1}{\det g_3}, \quad (32)$$

where g_3 is the submatrix of G_3 consisting of the same rows and columns of which consists f_3 as a submatrix of F_3 .

Matrix G_3 has a simple block structure caused by the vanishing of a derivative $\partial\omega_a/\partial l_b$ in a case where only pairs of oppositely oriented tetrahedra make contributions in it. Nonzero matrix elements can be present in one of the six blocks corresponding to the following possibilities:

- (i) a is one of edges AB and b is one of edges CD , denote the block of such elements as S_1 ;
- (ii) vice versa: a is one of edges CD and b is one of edges AB , these elements form block S_1^T ;
- (iii) a is one of edges AC and b is one of edges BD , block S_2 ;

- (iv) vice versa, block S_2^T ;
- (v) a is one of edges AD and b is one of edges BC , block S_3 ;
- (vi) vice versa, block S_3^T .

Matrix G_3 has thus the following block structure:

$$G_3 = \left(\begin{array}{cc|cc|cc} \mathbf{0}_3 & S_1 & & & & \\ S_1^T & \mathbf{0}_3 & & & & \\ \hline & & \mathbf{0}_2 & S_2 & & \\ & & S_2^T & \mathbf{0}_2 & & \\ \hline & & & & \mathbf{0}_2 & S_3 \\ & & & & S_3^T & \mathbf{0}_2 \end{array} \right). \quad (33)$$

It is also important that the block structure (33) is preserved under the change of G_3 corresponding to a change of framing, as can be checked using (27) and (28); although, of course, the sizes of blocks S_1 and S_2 and consequently their transposes and corresponding zero blocks do change; block S_3 remains intact.

A simple calculation using the explicit form of matrix blocks concludes the proof of the theorem. We think there is no need to present here all details of this calculation, especially because in Section 7 we give details for a similar calculation in a more complicated case of unknots in lens spaces. ■

7 Calculation for unknots in lens spaces

7.1 Generalities on lens spaces and their triangulations

Let p, q be two coprime integers such that $0 < q < p$. We identify S^3 with the subset $\{(z_1, z_2) \in \mathbb{C}^2 : |z_1|^2 + |z_2|^2 = 1\}$ of \mathbb{C}^2 . The lens space $L(p, q)$ is defined as the quotient manifold S^3 / \sim , where \sim denotes the action of the cyclic group \mathbb{Z}_p on S^3 given by

$$\zeta \cdot (z_1, z_2) = (\zeta z_1, \zeta^q z_2), \quad \zeta = e^{2\pi i/p}.$$

As a consequence the universal cover of lens spaces is the three-dimensional sphere S^3 and

$$\pi_1(L(p, q)) = H_1(L(p, q)) = \mathbb{Z}_p. \quad (34)$$

The full classification of lens spaces is due to Reidemeister and is given in the following

Theorem 8 ([21]). *Lens spaces $L(p, q)$ and $L(p', q')$ are homeomorphic if and only if $p' = p$ and $q' = \pm q^{\pm 1} \bmod p$.*

Now we describe triangulations of $L(p, q)$ which will be used in our calculations. Consider the bipyramid of Fig. 9, which contains p vertices B and p vertices C . The lens space $L(p, q)$ is obtained by gluing the upper half of its surface to the lower half, the latter having been rotated around the vertical axis through the angle $2\pi q/p$ in a chosen “positive” direction in such way that every “upper” triangle BCD is glued to some “lower” triangle BCD (the vertices of the same names are identified).

The connection of Fig. 9 with the above description of $L(p, q)$ as S^3 / \sim can be established as follows. The bipyramid is identified with the part of S^3 cut out by the inequalities $0 \leq \arg z_1 \leq 2\pi/p$, so that $\arg z_1 = 0$ for points (z_1, z_2) in the upper half of the bipyramid surface and $\arg z_1 = 2\pi/p$ in its lower half; of course, $z_1 = 0$ in the equator. Each of these two halves can be parameterized by the complex variable z_2 , with $z_2 = 0$ in the points D and $|z_2| = 1$ in

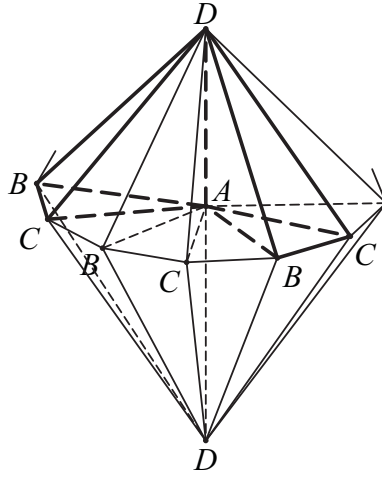


Figure 9. A chain of two tetrahedra in a lens space.

the equator. The rotation of the equator between two nearest points B in the positive direction corresponds to multiplying z_2 by ζ .

A generator of the fundamental group can be represented, e.g., by some broken line BCB (the two end points B are different) lying in the equator of the bipyramid. We assume that a generator chosen in such way corresponds to the element $1 \in \mathbb{Z}_p$ under the identification (34).

The boldface lines (solid and dashed) in Fig. 9 single out two *identically oriented* tetrahedra $ABCD$ which form a chain exactly like the one in Fig. 1. Note that going along this chain (e.g., along the way BAB) corresponds to a certain nonzero element from $H_1(L(p, q)) = \mathbb{Z}_p$. In this paper, we call a knot in $L(p, q)$ determined by a tetrahedron chain of the kind of Fig. 9 an “unknot” in $L(p, q)$. We are going to calculate our invariant for such unknots with different framings.

7.2 The structure of matrix $(\partial\omega_a/\partial l_b)$

The triangulation of a lens space, described in the previous subsection, does not contain any vertices besides A , B , C and D . It follows then that complex (15), corresponding to such triangulation, is reduced to a single mapping f_3 , that is, it takes the already known to us form (30):

$$0 \rightarrow (dl)' \xrightarrow{f_3} (d\omega)' \rightarrow 0. \quad (35)$$

This complex is acyclic provided $\det f_3 \neq 0$.

As we have explained in Section 5, it makes sense to consider matrix F_3 which consists, by definition, of the partial derivatives of *all* deficit angles with respect to *all* edge lengths in the triangulation of the lens space and of which f_3 is a submatrix. Moreover, it makes sense to consider the “normalized” version of F_3 , i.e., matrix G_3 defined by (26).

Matrix G_3 has many zero entries. They appear in one of two ways: either the corresponding derivative $\partial\omega_a/\partial l_b$ vanishes because the edges a and b do not belong to the same tetrahedron, or the cause is like that explained in the proof of Theorem 6, compare (29).

We will denote the triangulation edges by indicating the origin and end vertices of a given edge. As different edges may have the same origin and end vertices, we will assign indices to them, as indicated in Fig. 10. For example, as one can see from this figure, there exist p different edges AB , and each of them is equipped with an index from 1 to p . So, we denote by $(AB)_n$ the edge AB equipped with index n .

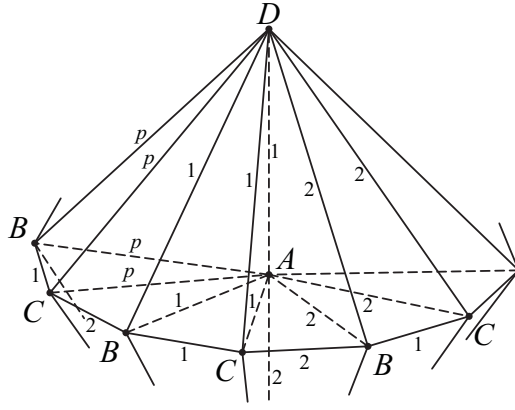


Figure 10. To the explanation of the structure of matrix G_3 .

To describe the structure of matrix G_3 , we introduce the following ordering on the set of all edges in triangulation:

$$\begin{aligned} &(AB)_1, \dots, (AB)_p, (CD)_1, \dots, (CD)_p, \\ &(AC)_1, \dots, (AC)_p, (BD)_1, \dots, (BD)_p, \\ &(AD)_1, (AD)_2, (BC)_1, (BC)_2. \end{aligned}$$

In this way, we put in order the basis vectors in spaces (dl) and $(d\omega)$. The order of matrix G_3 is $(4p+4) \times (4p+4)$, and with respect to the preceding ordered basis, G_3 has the following block structure:

$$G_3 = \left(\begin{array}{cc|cc|cc} \mathbf{0}_p & S_1 & & & & \\ S_1^T & \mathbf{0}_p & & & & \\ \hline & & \mathbf{0}_p & S_2 & & \\ & & S_2^T & \mathbf{0}_p & & \\ \hline & & & & \mathbf{0}_2 & S_3 \\ & & & & S_3^T & \mathbf{0}_2 \end{array} \right), \quad (36)$$

where S_1, S_2 are $p \times p$ submatrices and S_3 is a 2×2 submatrix. Here and below the empty spaces in matrices are of course occupied by zeroes.

We now describe the structure of S_1, S_2 and S_3 .

- (i) The i th row of S_1 consists of the partial derivatives $\partial\omega_{(AB)_i}/\partial l_{(CD)_j}$, and with the help of Fig. 10, we may conclude that there exist exactly four nonzero entries in each row, namely:

$$c \cdot \frac{\partial\omega_{(AB)_i}}{\partial l_{(CD)_i}}, \quad c \cdot \frac{\partial\omega_{(AB)_i}}{\partial l_{(CD)_{i-1}}}, \quad c \cdot \frac{\partial\omega_{(AB)_i}}{\partial l_{(CD)_{i-q}}}, \quad c \cdot \frac{\partial\omega_{(AB)_i}}{\partial l_{(CD)_{i-q-1}}}, \quad (37)$$

where

$$c = \frac{6V_{ABCD}}{l_{AB}l_{CD}}.$$

Here, all indices change cyclicly from 1 to p , i.e., for instance, $0 \equiv p$, $-1 \equiv p-1$, and so forth. It is convenient to choose the orientation of the four tetrahedra in Figs. 1 and 2 as $BACD$. Then, according to (6), the expressions in (37) turn respectively into

$$1, \quad -1, \quad -1, \quad 1.$$

Moving further along these lines, we obtain

$$S_1 = \mathbf{1}_p - E - E^q + E^{q+1} = (\mathbf{1}_p - E^q)(\mathbf{1}_p - E), \quad (38)$$

where $\mathbf{1}_p$ is the identity matrix of size $p \times p$, and

$$E = \begin{pmatrix} 0 & \cdots & 1 \\ 1 & 0 & \\ & 1 & \ddots & \vdots \\ & & \ddots & 0 \\ & & & 1 & 0 \end{pmatrix}. \quad (39)$$

(ii) Similarly,

$$S_2 = (\mathbf{1}_p - E^q)(\mathbf{1}_p - E^{-1}). \quad (40)$$

(iii) Finally, one can verify that

$$S_3 = p \begin{pmatrix} 1 & -1 \\ -1 & 1 \end{pmatrix}.$$

7.3 Invariant for the “simplest” framing

Let $L_n(p, q)$ denote the lens space $L(p, q)$ with a tetrahedron chain like in Fig. 9, but with the angular distance $n \cdot \frac{2\pi}{p}$ between the two distinguished tetrahedra. Thus, we have an “unknot going along the element $n \in \mathbb{Z}_p = H_1(L(p, q))$ ”, which we will also call the n th unknot. In this section we consider the simplest case when a framed knot is determined directly by a tetrahedron chain of the type depicted in Fig. 9.

According to (21) and (22) and the form of complex (35), the invariant takes the simple form

$$I(L_n(p, q)) = \frac{1}{\det g_3}, \quad (41)$$

where g_3 is the submatrix of G_3 consisting of the same rows and columns of which consists f_3 as a submatrix of F_3 , compare equation (32).

We also identify $n \in \mathbb{Z}_p$ with one of positive integers $1, \dots, p-1$ (of course, $n \neq 0$). One can see that matrix g_3 , for a given n , can be obtained by taking away from G_3 the rows and columns number $n, p, p+n, 2p, 2p+n, 3p, 3p+n, 4p, 4p+1$, and $4p+3$. Let \tilde{S}_1 (resp. \tilde{S}_2) denote the $(p-2) \times (p-2)$ matrix obtained by removing the n th and p th rows and columns from the matrices S_1 (resp. S_2). We set:

$$s_n = \det \tilde{S}_1, \quad t_n = \det \tilde{S}_2.$$

Also, let \tilde{S}_3 denote the matrix obtained by removing the first row and column from the matrix S_3 , that is, $\tilde{S}_3 = (p)$.

Theorem 9. *The invariant $I(L_n(p, q))$ is explicitly given by*

$$I(L_n(p, q)) = -\frac{1}{s_n^2 t_n^2 p^2}, \quad (42)$$

where

$$s_n = nq_n^* - p\nu_n, \quad (43)$$

$$t_n = p - s_n = p(\nu_n + 1) - nq_n^*, \quad (44)$$

$$\nu_n = \frac{1}{p} \sum_{k=0}^{p-1} \frac{1 - \zeta^{k(1-n)}}{1 - \zeta^k} \frac{1 - \zeta^{kq(q_n^*-1)}}{1 - \zeta^{-kq}}, \quad \zeta = e^{2\pi i/p} \quad (45)$$

and $q_n^* \in \{1, \dots, p-1\}$ is such that $qq_n^* \equiv n \pmod{p}$.

Remark 15. As we will prove, the values ν_n , defined in (45), are integers too and belong to $\{0, \dots, n-1\}$. So, we have the congruences $s_n \equiv nq_n^* \pmod{p}$ and $t_n \equiv -nq_n^* \pmod{p}$.

Proof of Theorem 9. Equation (42) is directly deduced from the block structure in equation (36) of matrix G_3 and equation (41). So, it remains only to prove the formulas (43) and (44) for values s_n and t_n .

We first prove (43). We use the factorization of matrix S_1 given by (38) in order to simplify the matrix \tilde{S}_1 with the help of certain sequence of elementary transformations preserving the determinant.

Recall that matrix \tilde{S}_1 is obtained from matrix

$$S_1 = (\mathbf{1}_p - E^q)(\mathbf{1}_p - E) \quad (46)$$

by taking away n th and p th columns and rows. This means that \tilde{S}_1 can be obtained also as a product like (46), but with the corresponding rows withdrawn from matrix $(\mathbf{1}_p - E^q)$, and corresponding columns withdrawn from matrix $(\mathbf{1}_p - E)$. Note that below, when we are speaking of row/column numbers in matrix \tilde{S}_1 , we mean the numbers that these rows/columns had in S_1 , before we have removed anything from it.

So, here are our elementary transformations. In matrix $(\mathbf{1}_p - E^q)$, for each integer k from 1 to $q_n^* - 1$, we add the (kq) th row to the $(kq + q)$ th row (numbers modulo p). In matrix $(\mathbf{1}_p - E)$, we first add the $(p-1)$ th column to the $(p-2)$ th one, then we add the $(p-2)$ th column to the $(p-3)$ th one and so forth omitting the pair of column numbers $n-1$ and $n+1$. Then, the resulting matrix has a determinant is equal to $s_n = \det \tilde{S}_1$, and admits the following structure:

$$\begin{pmatrix} \mathbf{1}_{p-2} & \mathbf{c}_n & \mathbf{c}_p \end{pmatrix} \begin{pmatrix} \mathbf{1}_{p-2} \\ \mathbf{r}_n \\ \mathbf{r}_p \end{pmatrix} = \mathbf{1}_{p-2} + \mathbf{c}_n \otimes \mathbf{r}_n + \mathbf{c}_p \otimes \mathbf{r}_p. \quad (47)$$

Here we have also moved the n th row in matrix $(\mathbf{1}_p - E^q)$ to the $(p-1)$ th position and the n th column in matrix $(\mathbf{1}_p - E)$ to the $(p-1)$ th position. The components of column \mathbf{c}_p and row \mathbf{r}_n look like

$$(\mathbf{c}_p)_i = \begin{cases} 1, & i = kq \pmod{p}, \quad k = 1, \dots, q_n^* - 1, \\ 0, & \text{otherwise,} \end{cases}$$

$$(\mathbf{r}_n)_i = \begin{cases} 1, & i = 1, \dots, n-1, \\ 0, & i = n, \dots, p-2. \end{cases}$$

Moreover, for all i we have

$$(\mathbf{c}_n)_i = 1 - (\mathbf{c}_p)_i, \quad (\mathbf{r}_p)_i = 1 - (\mathbf{r}_n)_i. \quad (48)$$

The matrix $\mathbf{c}_n \otimes \mathbf{r}_n + \mathbf{c}_p \otimes \mathbf{r}_p$ has rank 2, so its eigenvalues are

$$0, \dots, 0, \lambda_1, \lambda_2,$$

where λ_1, λ_2 are the eigenvalues of the following matrix of size 2×2 :

$$\begin{pmatrix} \mathbf{r}_n \mathbf{c}_n & \mathbf{r}_n \mathbf{c}_p \\ \mathbf{r}_p \mathbf{c}_n & \mathbf{r}_p \mathbf{c}_p \end{pmatrix}.$$

Therefore, from (47), we can deduce that the determinant of \tilde{S}_1 is equal to

$$\det \tilde{S}_1 = s_n = \begin{vmatrix} 1 + \mathbf{r}_n \mathbf{c}_n & \mathbf{r}_n \mathbf{c}_p \\ \mathbf{r}_p \mathbf{c}_n & 1 + \mathbf{r}_p \mathbf{c}_p \end{vmatrix}.$$

Further, using (48) and elementary transformations, we simplify this determinant to

$$s_n = \begin{vmatrix} n & \mathbf{r}_n \mathbf{c}_p \\ p & q_n^* \bmod p \end{vmatrix} = nq_n^* - p \mathbf{r}_n \mathbf{c}_p,$$

where the inner product $\mathbf{r}_n \mathbf{c}_p$ is an integer between 0 and $n - 1$.

Finally, using the discrete Fourier transform, one can prove that

$$\mathbf{r}_n \mathbf{c}_p = \nu_n = \frac{1}{p} \sum_{k=0}^{p-1} \frac{1 - \zeta^{k(1-n)}}{1 - \zeta^k} \frac{1 - \zeta^{kq(q_n^*-1)}}{1 - \zeta^{-kq}},$$

where $\zeta = e^{2\pi i/p}$.

Quite similarly, we obtain formula (44). ■

7.4 Invariant for all framings

According to Section 5, we should investigate the change of matrix G_3 under the change of the framing. We assume that we do the first half-revolution exactly as described in Section 5, and the second half-revolution goes in a similar way but with the pair of edges AB, CD replaced by the pair AC, BD , the third half-revolution involves again the pair AB, CD and so on.

Thus, we have to study how the submatrices S_1 and S_2 of G_3 change, because by (36) they correspond to the pairs AB, CD and AC, BD respectively. We think of these matrices as made of the following blocks:

$$S_i = \begin{pmatrix} K_i & M_i \\ L_i & \beta_i \end{pmatrix}, \quad i = 1, 2, \quad (49)$$

where K_i is a $(p-1) \times (p-1)$ matrix, L_i and M_i are row and column of size $p-1$ respectively, and β_i is a real number.

We keep the notations used in Section 5. The changes made in matrices S_1 and S_2 follow from formula (28). When we do the first half-revolution we have $\epsilon = 1$ according to our agreement that the orientation of the tetrahedra in Figs. 1 and 2 is $BACD$. When we do the second half-revolution we have $\epsilon = -1$, because the orientation of the “initial” (or better to say, the innermost in the “sandwich”, see Section 5) tetrahedron has changed. Then ϵ takes again the value -1 , and so on.

Suppose we have done this way h half-revolutions. We let $S_1^{(h)}$ (resp. $S_2^{(h)}$) denote the matrices obtained from S_1 (resp. S_2) according to (28). Then

$$S_1^{(2m-1)} = S_1^{(2m)} = \begin{pmatrix} K_1 & M_1 & & & \\ L_1 & \beta_1 - 1 & 1 & & \\ & 1 & -2 & 1 & \\ & & 1 & \ddots & \ddots \\ & & & \ddots & -2 & 1 \\ & & & & 1 & -1 \end{pmatrix},$$

where the total number of (-2) 's is $m - 1$, and

$$S_2^{(2m)} = S_2^{(2m+1)} = \begin{pmatrix} K_2 & M_2 & & & \\ L_2 & \beta_2 + 1 & -1 & & \\ & -1 & 2 & -1 & \\ & & -1 & \ddots & \ddots \\ & & & \ddots & 2 & -1 \\ & & & & -1 & 1 \end{pmatrix},$$

where the total number of 2's is $m - 1$. By definition, $S_1^{(-1)} = S_1^{(0)} = S_1$ and $S_2^{(0)} = S_2$.

In conformity with the notations used in the previous subsection, we let $\tilde{S}_1^{(2m)}$ denote the matrix obtained by taking away the n th and the last columns and rows from matrix $S_1^{(2m)}$. Set $s_n^{(2m)} = \det \tilde{S}_1^{(2m)}$. Quite similarly, we define $s_n^{(2m+1)} = \det \tilde{S}_1^{(2m+1)}$ and $t_n^{(2m)} = \det \tilde{S}_2^{(2m)}$. The following result gives the value of our invariant for all framings in $L_n(p, q)$.

Theorem 10. *Let r be a difference between the considered and the simplest (i.e., as in Subsection 7.3) framings of the n -th unknot in $L(p, q)$.*

The invariant $I^{(r)}(L_n(p, q))$, for r integer or half-integer, is given by

$$I^{(m)}(L_n(p, q)) = \frac{-1}{(s_n^{(2m)})^2 (t_n^{(2m)})^2 p^2}, \quad (50)$$

$$I^{(m+1/2)}(L_n(p, q)) = \frac{1}{(s_n^{(2m+1)})^2 (t_n^{(2m)})^2 p^2}, \quad (51)$$

where

$$s_n^{(2m)} = (-1)^m (s_n - mp), \quad (52)$$

$$s_n^{(2m+1)} = (-1)^{m+1} (s_n - mp - p), \quad (53)$$

$$t_n^{(2m)} = t_n + mp = p - s_n + mp. \quad (54)$$

Proof. By equation (41), we have two formulas for the invariant:

$$I^{(m)}(L_n(p, q)) = \frac{-1}{(s_n^{(2m)})^2 (t_n^{(2m)})^2 p^2}$$

and

$$I^{(m+1/2)}(L_n(p, q)) = \frac{1}{(s_n^{(2m+1)})^2 (t_n^{(2m)})^2 p^2}.$$

So, what remains is to specify the values of $s_n^{(2m)}$, $t_n^{(2m)}$ and $s_n^{(2m+1)}$.

First of all, we need a lemma concerning matrices S_1 given by (38) and S_2 given by (40). Note that they are degenerate, so they do not have inverse matrices. Instead, we can consider their *adjoint* matrices, whose rank is necessarily not bigger than 1.

Lemma 2. *The adjoint matrix to both S_1 and S_2 has all its elements equal to p .*

Proof. One can see that the adjoint matrix to $\mathbf{1}_p - E^r$, where E is given by (39) and p and r are relatively prime, is a matrix whose all elements are unities. When we take a product like in (38) or (40), the corresponding adjoint matrices are also multiplied (this can be seen at once if we think of matrices S_1 and S_2 and their factors in (38) and (40) as limits of some nondegenerate matrices, keeping in mind that the adjoint to a nondegenerate matrix A is $\det A \cdot A^{-1}$). The product of two $p \times p$ matrices whose all elements are 1 is a matrix whose all elements are p . ■

Return to the proof of Theorem 10. First, we prove (52). By definition, $s_n^{(0)} = s_n$. Let us find the value

$$s_n^{(2)} = \det \tilde{S}_1^{(2)} = \begin{vmatrix} \tilde{K}_1 & \tilde{M}_1 \\ \tilde{L}_1 & \beta_1 - 1 \end{vmatrix}, \quad (55)$$

where \tilde{K}_1 means the matrix K_1 without its n th row and n th column; \tilde{L}_1 and \tilde{M}_1 mean L_1 and M_1 without their n th entries.

It follows from Lemma 2 that

$$\begin{vmatrix} \tilde{K}_1 & \tilde{M}_1 \\ \tilde{L}_1 & \beta_1 \end{vmatrix} = p. \quad (56)$$

Indeed, the matrix

$$\begin{pmatrix} \tilde{K}_1 & \tilde{M}_1 \\ \tilde{L}_1 & \beta_1 \end{pmatrix}$$

is just the matrix S_1 (compare with (49)) without its n th row and n th column, so the determinant (56) is the corresponding element of the matrix adjoint to S_1 . Comparing (55) and (56), we get

$$s_n^{(2)} = p - s_n.$$

Let $m > 1$. Using the row (or column) expansion of the determinant of matrix $\tilde{S}_1^{(2m)}$, one can see that a number sequence $s_n^{(2m)}$ is defined by the recurrent condition

$$s_n^{(2m)} = -2s_n^{(2m-2)} - s_n^{(2m-4)}.$$

Besides, as we have just shown, there are the following initial conditions $s_n^{(0)} = s_n$, $s_n^{(2)} = p - s_n$. Hence, using induction on m , we get (52).

As for (53) and (54), they are proved in much the same manner. ■

Remark 16. If the values of our invariants (50) and (51) turn into infinity, then this means that complex (35) is *not acyclic*. However, one can check that, e.g., for $p = 7$ this never happens. Moreover, if we consider the lens space $L(7, 1)$, the invariants (50) and (51) are enough to distinguish *all* unknots with *all* framings from each other.

8 Discussion of results

Here are some remarks about the results of this paper and possible further directions of research.

Nontriviality of the invariant. Given the results of Theorems 7, 9 and 10, we observe that our invariant, although being just one number, is highly nontrivial already for the unknot in sphere S^3 and “unknots” in lens spaces: it detects the framing of unknot in S^3 and, for example, it is powerful enough to distinguish between all “unknots” with all framings in $L(7, 1)$, as stated in Remark 16.

The work is currently underway of doing calculations for nontrivial knots in S^3 and other nontrivial situations. Regardless of the fact to what extent this invariant can detect nontrivial knots, we have seen that it does give interesting information. Moreover, recall that this is just the “zeroth level invariant” in terminology of papers [11, 12]; we leave the calculations for other levels for further work.

Thus, although much work remains to be done, the calculations in the present paper already demonstrate the nontriviality of our theory.

More quantum nature than in the usual Reidemeister torsion. Our invariants in this paper, as well as in [11, 12], are calculated using the torsion of acyclic complexes of geometric origin. Comparing this with the “usual” Reidemeister torsion, we see a striking difference between them. Our invariants work like quantum invariants in the sense that they do not require any nontrivial representation of the fundamental group (be it the fundamental group of the manifold or of the knot complement). We expect that a “non-commutative” version of our invariants will be developed, where real or complex numbers attached to elements of a triangulation are replaced with some associative algebra, which will show even more clearly the quantum nature of our theory.

Using representations of the fundamental group. There also exists a version of our theory using the universal cover of a manifold M and nontrivial representations of the fundamental group $\pi_1(M)$ into the group of motions of three-dimensional Euclidean space [15, 17, 18]. This theory has been developed yet only for closed manifolds. In contrast with the previous remark, the invariants in such theory appear to be related to the usual Reidemeister torsion, including even the non-abelian case, see [17]; it is also interesting to compare this with paper [4]. As stated in [4], the Reidemeister torsion is related to the *volume form* on the character variety of the fundamental group. Note also that (see for example [3]) the structure of the character variety of the fundamental group of the manifold obtained by a surgery on a knot is well-known: it can be deduced using the character variety of the knot complement and the slope of the surgery. So, we can try to search for possible links between that and the set of real numbers we obtain using our invariant, guided by a general idea that, in a sense, the representations could be hidden in the surgery.

Framings, surgeries and shellings. One more direction of research is suggested by the presence of a framed knot in our constructions. As we know, this is usually used for obtaining new closed manifolds by means of a surgery. For example, lens spaces are obtained by surgery on the unknot in S^3 with a certain framing, which is exactly the slope of the surgery. So, the idea is, in a general formulation, to explore more in-depth the behavior of our invariant under surgeries. This can require more research on what happens with our invariants under shellings of a manifold boundary.

Shellings and inverse shellings of a manifold boundary should be studied also because they provide a way of changing the boundary triangulation, compare [11, Section 4].

Other geometries, TQFT’s and higher-dimensional manifolds. Finally, we would like to emphasize once more that, from a purely mathematical point of view, three-dimensional Euclidean geometry plays in this paper just an auxiliary role as a provider of algebraic structure – a chain complex made of differentials of Euclidean quantities. In general, this auxiliary geometry need not be Euclidean, nor three-dimensional, as is shown by other theories developed for instance in [9, 10, 14, 2]. Note that the theory in paper [2] has already been developed to the stage of a working TQFT.

Especially interesting must be generalization to *four*-dimensional manifolds. The work in this direction is currently underway [13].

Acknowledgements

The authors J.D. and I.G.K. acknowledge support from the *Swiss National Science Foundation*. In particular, it made possible the visit of I.G.K. to Geneva, where the work on this paper began. The work of I.G.K. and E.V.M. was supported by *Russian Foundation for Basic Research*, Grants no. 07-01-96005 and 10-01-96010. The work of J.D. was partially supported by the European Community with Marie Curie Intra-European Fellowship (MEIF-CT-

2006–025316). While writing the paper, J.D. visited the CRM. He thanks the CRM for hospitality.

Finally, we would like to thank the referee for the very attentive reading of the manuscript and constructive criticism. We hope that, following the referee’s comments, we have substantially improved our paper.

References

- [1] Atiyah M.F., Topological quantum field theories, *Inst. Hautes Études Sci. Publ. Math.* (1988), no. 68, 175–186.
- [2] Bel’kov S.I., Korepanov I.G., Martyshev E.V., A simple topological quantum field theory for manifolds with triangulated boundary, arXiv:0907.3787.
- [3] Boden H.U., Herald C.M., Kirk P.A., Klassen E.P., Gauge theoretic invariants of Dehn surgeries on knots, *Geom. Topol.* **5** (2001), 143–226, math.GT/9908020.
- [4] Dubois J., Non abelian Reidemeister torsion and volume form on the $SU(2)$ -representation space of knot groups, *Ann. Inst. Fourier (Grenoble)* **55** (2005), 1685–1734, math.GT/0403470.
- [5] Korepanov I.G., Invariants of PL-manifolds from metrized simplicial complexes. Three-dimensional case, *J. Nonlinear Math. Phys.* **8** (2001), 196–210, math.GT/0009225.
- [6] Korepanov I.G., Euclidean 4-simplices and invariants of four-dimensional manifolds. I. Moves $3 \rightarrow 3$, *Theoret. and Math. Phys.* **131** (2002), 765–774, math.GT/0211165.
- [7] Korepanov I.G., Euclidean 4-simplices and invariants of four-dimensional manifolds. II. An algebraic complex and moves $2 \leftrightarrow 4$, *Theoret. and Math. Phys.* **133** (2002), 1338–1347, math.GT/0211166.
- [8] Korepanov I.G., Euclidean 4-simplices and invariants of four-dimensional manifolds. III. Moves $1 \leftrightarrow 5$ and related structures, *Theoret. and Math. Phys.* **135** (2003), 601–613, math.GT/0211167.
- [9] Korepanov I.G., $SL(2)$ -solution of the pentagon equation and invariants of three-dimensional manifolds, *Theoret. and Math. Phys.* **138** (2004), 18–27, math.AT/0304149.
- [10] Korepanov I.G., Invariants of three-dimensional manifolds from four-dimensional Euclidean geometry, math.GT/0611325.
- [11] Korepanov I.G., Geometric torsions and invariants of manifolds with a triangulated boundary, *Theoret. and Math. Phys.* **158** (2009), 82–95, arXiv:0803.0123.
- [12] Korepanov I.G., Geometric torsions and an Atiyah-style topological field theory, *Theoret. and Math. Phys.* **158** (2009), 344–354, arXiv:0806.2514.
- [13] Korepanov I.G., Algebraic relations with anticommuting variables for four-dimensional Pachner moves $3 \rightarrow 3$ and $2 \leftrightarrow 4$, arXiv:0911.1395.
- [14] Korepanov I.G., Kashaev R.M., Martyshev E.V., A finite-dimensional TQFT for three-manifolds based on group $PSL(2, \mathbb{C})$ and cross-ratios, arXiv:0809.4239.
- [15] Korepanov I.G., Martyshev E.V., Distinguishing three-dimensional lens spaces $L(7, 1)$ and $L(7, 2)$ by means of classical pentagon equation, *J. Nonlinear Math. Phys.* **9** (2002), 86–98, math.GT/0210343.
- [16] Lickorish W.B.R., Simplicial moves on complexes and manifolds, in Proceedings of the Kirbyfest (Berkeley, CA, 1998), *Geom. Topol. Monogr.*, Vol. 2, Geom. Topol. Publ., Coventry, 1999, 299–320, math.GT/9911256.
- [17] Martyshev E.V., Euclidean geometric invariants of links in 3-sphere, *Izv. Chelyabinsk. Nauchn. Tsentra* **2004** (2004), no. 4 (26), 1–5, math.GT/0409241.
- [18] Martyshev E.V., Geometric invariants of three-dimensional manifolds, knots and links, Ph.D. Thesis, South Ural State University, 2007 (in Russian).
- [19] Ponzano G., Regge T., Semiclassical limit of Racah coefficients, in Spectroscopic and group Theoretical Methods in Physics, Editor F. Bloch, North-Holland Publ. Co., Amsterdam, 1968, 1–58.
- [20] Regge T., General relativity without coordinates, *Nuovo Cimento (10)* **19** (1961), 558–571.
- [21] Reidemeister K., Homotopieringe und Linsenräume, *Abh. Math. Semin. Hamb. Univ.* **11** (1935), 102–109.
- [22] Turaev V., Introduction to combinatorial torsions, *Lectures in Mathematics ETH Zürich*, Birkhäuser Verlag, Basel, 2001.