

COHERENT MEASUREMENT OF FACTOR RISKS

*Alexander S. Cherny**, *Dilip B. Madan***** Moscow State University**Faculty of Mechanics and Mathematics**Department of Probability Theory**119992 Moscow, Russia*E-mail: cherny@mech.math.msu.suWebpage: <http://mech.math.msu.su/~cherny>*** Robert H. Smith School of Business**Van Munching Hall**University of Maryland**College Park, MD 20742*E-mail: dmadan@rhsmith.umd.eduWebpage: <http://www.rhsmith.umd.edu/faculty/dmadan>

Abstract. We propose a new procedure for the risk measurement of large portfolios. It employs the following objects as the building blocks:

- *coherent risk measures* introduced by Artzner, Delbaen, Eber, and Heath;
- *factor risk measures* introduced in this paper, which assess the risks driven by particular factors like the price of oil, S&P500 index, or the credit spread;
- *risk contributions* and *factor risk contributions*, which provide a coherent alternative to the sensitivity coefficients.

We also propose two particular classes of coherent risk measures called *Alpha V@R* and *Beta V@R*, for which all the objects described above admit an extremely simple empirical estimation procedure. This procedure uses no model assumptions on the structure of the price evolution.

Moreover, we consider the problem of the risk management on a firm's level. It is shown that if the risk limits are imposed on the risk contributions of the desks to the overall risk of the firm (rather than on their outstanding risks) and the desks are allowed to trade these limits within a firm, then the desks automatically find the globally optimal portfolio.

Key words and phrases. Alpha V@R, Beta V@R, capital allocation, coherent risk measure, extreme measure, factor risk, factor risk contribution, law invariant risk measure, portfolio optimization, risk contribution, risk management, risk measurement, risk sharing, risk trading, tail correlation, Tail V@R, Weighted V@R.

Contents

1	Introduction	2
2	Coherent Risk	7
3	Factor Risk	20
4	Portfolio Optimization	26
5	Risk Contribution	29
6	Factor Risk Contribution	36
7	Optimal Risk Sharing	38
8	Summary and Conclusion	43
	Appendix: L^0 -Version of the Kusuoka Theorem	47
	References	50

1 Introduction

1. Overview. One of the basic problems of finance is: *How to measure risk in a proper way?*

Two most well-known and widely used in practice approaches to this problem are variance and V@R. However, both of them have serious drawbacks. Variance penalizes high profits in the same way as high losses. Furthermore, the corresponding gain to loss ratio $S(X) = \frac{EX}{\sigma(X)}$ known as the Sharpe ratio does not have the monotonicity property: $X \leq Y$ does not imply that $S(X) \leq S(Y)$. In particular, an arbitrage possibility might have a very low Sharpe ratio. Concerning V@R, it takes into account only the quantile of the distribution without caring about what is happening to the left and to the right of the quantile. To put it another way, V@R is concerned only with the probability of the loss and does not care about the size of the loss. However, it is obvious that the size of the loss should be taken into account. Let us remark in this connection that in the study of the default risk the main two characteristics of a default are its probability and its severity. Further criticism of variance and V@R can be found in [4] as well as in numerous discussions in financial journals.

Recently, a new very promising approach to measure risk was proposed in the landmark papers by Artzner, Delbaen, Eber, and Heath [4], [5] (these are the financial and the mathematical versions of the same paper). These authors introduced the notion of a *coherent risk measure*. Since then, the theory of coherent risk measures has rapidly been evolving; it already occupies a considerable part of the modern financial mathematics. Let us cite the papers [1], [2], [3], [6], [16], [19], [24], [27], [28], [30], [36], [41], [43], [52], [61], to mention only a few. Nice reviews on the theory of coherent risk measures are given in [20], [29; Ch. 4], [55]. Much of the current research in this area deals with defining properly a dynamic risk measure (let us mention in this connection the papers [13], [23], [35], [50], [54]). Currently, more and more research in the theory of coherent risk measures is related to applications to problems of finance rather than to the study of “pure” risk measures. In particular, the problem of capital allocation was considered in [6], [14], [20], [21], [26], [38], [49], [61]; the problem of pricing and hedging was investigated in [8], [11], [12], [14], [18], [20], [33], [35], [42], [48], [54], [56], [59]; the problem of the optimal portfolio choice was studied in [15], [51], [53]; the equilibrium problem was considered in [7], [8], [15], [32], [37], [44]. This list is very far from being complete; for example, on the Gloria Mundi web page over two hundred papers are related to coherent risk measures. The investigations mentioned above show that the whole finance can be built based on coherent risk measures. This is not surprising because risk (\approx uncertainty) is at the very basis of finance, and a new way of measuring risk yields new approaches to all the basic problems of finance. In some sources, the theory of coherent risk measures and their applications is already called the “third revolution in finance” (see [60]).

2. Coherent risk. A coherent risk measure is a functional defined on the space of random variables that has the following form

$$\rho(X) = - \inf_{Q \in \mathcal{D}} E_Q X. \quad (1.1)$$

Here X means the P&L produced by some portfolio over the unit time period (for example, one day) and \mathcal{D} is a set of probability measures (all the measures from \mathcal{D} are assumed to be absolutely continuous with respect to the original measure \mathbf{P}). From the financial point of view, $\rho(X)$ is the risk of the portfolio. Formula (1.1) has a straightforward economic interpretation: we have a family \mathcal{D} of probabilistic scenarios; under each scenario

we calculate the average P&L; then we take the worst case. Let us remark that typically a coherent risk measure is defined as a functional on random variables satisfying certain properties, and the representation theorem states that it should have the form (1.1).

The notion of a coherent risk measure is very convenient theoretically, but when applying it to practice the following problem arises immediately: *How to estimate $\rho(X)$ empirically?* Of course, representation (1.1) cannot be used for the practical calculation; furthermore, the class of coherent risk measures (= the class of different sets \mathcal{D}) is very wide. Thus, for the practical purposes one needs to select a subclass of coherent risk measures that admits an easy estimation procedure. One of the best subclasses known so far is *Tail V@R*. Tail V@R of order $\lambda \in (0, 1]$ is the coherent risk measure ρ_λ corresponding to $\mathcal{D} = \{Q : dQ/dP \leq \lambda^{-1}\}$. It is easy to check that $\rho_\lambda(X) = -E(X|X \leq q_\lambda(X))$, where $q_\lambda(X)$ is the λ -quantile of X . Thus, ρ_λ is a very simple functional. However, the sceptics can propose the following argument: it is already hard to estimate $q_\lambda(X)$ due to rare tail data and it is much harder to estimate the tail mean, so the empirical estimation of ρ_λ is problematic.

In this paper, we propose a one-parameter family of coherent risk measures, which are extremely easy to estimate. This is the class of risk measures of the form

$$\rho_\alpha(X) = -E \min_{i=1, \dots, \alpha} X_i,$$

where α is a fixed natural number and X_1, \dots, X_α are independent copies of X . The parameter α controls the risk aversion of ρ_α : the higher is α , the more risk averse is ρ_α . We call ρ_α *Alpha V@R*. This family of risk measures is a very good substitute for Tail V@R. It has the following advantages:

- ρ_α is very intuitive;
- ρ_α depends on the whole distribution of X and not just on the tail as ρ_λ ;
- it is very easy to estimate $\rho_\alpha(X)$ from the time series for X .

Let us remark that for large data sets the empirical estimation of ρ_α from time series is faster than the empirical estimation of V@R $_\lambda$ (!) because it does not require the ordering of the time series. We believe that ρ_α is the best one-parameter family of coherent risk measures.

Alpha V@R is a subclass of the two-parameter family of coherent risk measures, which we call *Beta V@R*. This is the class of risk measures of the form

$$\rho_{\alpha, \beta}(X) = -E \left[\sum_{i=1}^{\beta} X_{(i)} \right],$$

where $\beta < \alpha$ are fixed natural numbers and $X_{(1)}, \dots, X_{(\alpha)}$ are the order statistics obtained from the sequence X_1, \dots, X_α of independent copies of X . In particular, $\rho_{\alpha, 1} = \rho_\alpha$. We believe that $\rho_{\alpha, \beta}$ is the best two-parameter family of coherent risk measures.

3. Factor risk. The theory of coherent risk measures is already rather rich. However, so far, an important issue has been absent: *How to measure the separate risks of a portfolio induced by factors like the price of oil, S&P 500 index, or the credit spread?* Measuring these risks separately is very important. Suppose, for example, that a significant change in the price of oil is expected in the near future. Then having a big exposure to the price of oil is dangerous.

Of course, one might argue at this point that $\rho(X)$ depends on Law X , and this distribution already takes into account high risk induced by possible oil price moves (as

well as all the other risks), so that there is no need to consider separate risks. Our reply to this possible criticism is as follows. Suppose that we are trying to assess empirically the risk of a large portfolio. As different assets in a large portfolio have different durations (like options or bonds), a joint time series for all of them does not exist. So, for the empirical estimation we should consider the main factors driving the risk, express the values of all the assets through these factors, and use time series for the factors. Another advantage of factor risks is as follows. When choosing data for the empirical risk estimation, there is always a conflict between accuracy and flexibility to the recent changes (the more data we take, the more accurate are estimates, but less is the flexibility to recent changes). However, if we are looking for the separate risks driven by separate factors, then this conflict can be resolved. Namely, for a factor one can take time series whose time step is stretched according to the current volatility of the factor (for details, see Section 3). This time change procedure enables one to use arbitrarily large data sets and at the same time immediately react to the volatility changes.

We propose a way for the coherent measurement of factor risks. Let X be the P&L of a portfolio produced over a unit time period and Y be the increment of some factor/factors over this period (Y might be multidimensional). The *factor risk* of X induced by Y is defined as

$$\rho^f(X; Y) = - \inf_{Q \in \mathcal{E}(\mathcal{D}|Y)} \mathbb{E}_Q X,$$

where \mathcal{D} is the set standing in (1.1) and

$$\mathcal{E}(\mathcal{D}|Y) := \{\mathbb{E}(Z|Y) : Z \in \mathcal{D}\}.$$

Here we identify measures from \mathcal{D} with their densities with respect to \mathbb{P} . Thus, $\rho^f(\cdot; Y)$ is again a coherent risk measure.

It is easy to check that

$$\rho^f(X; Y) = \rho(\mathbb{E}(X|Y)).$$

This expression clarifies the essence of factor risk: $\rho^f(X; Y)$ takes into account the risk of X driven only by Y and cuts off all the other risks. The value $\rho^f(X; Y)$ might be looked at as the coherent counterpart of the sensitivity of X to Y . However, an important difference from the sensitivity analysis is the non-linearity of $\rho^f(X; Y)$.

The notion of factor risk can be employed in two forms:

1. We take one factor (i.e. Y is one-dimensional), and then ρ^f measures the risk induced by this factor.
2. We take all the main factors driving the risk (i.e. Y is multidimensional), and then ρ^f measures the “non-diversifiable” risk and serves as a good approximation to ρ . In other words, we are taking the main factors, express the values of all the assets in the portfolio through these factors, and look at the coherent risk. This is a standard procedure of the risk measurement, the only difference is that coherent risk measures are employed.

A very pleasant feature of ρ^f is that it is easily calculated for large portfolios. Suppose, for example, that our portfolio consists of N assets, so that $X = X^1 + \dots + X^N$. Then

$$\rho^f\left(\sum_{n=1}^N X^n; Y\right) = \rho\left(\sum_{n=1}^N f^n(Y)\right),$$

where $f^n(y) = \mathbb{E}(X^n|Y = y)$. In order to calculate this value, we need not know the joint distribution of X^1, \dots, X^N (if the portfolio consists of several thousands assets,

finding this distribution is not a very pleasant problem). Instead, we only need the joint distributions of (X^n, Y) , $n = 1, \dots, N$. In essence, there is no difference whether our portfolio consists of 1000 or 1000000 assets because different f^n s are joined simply by the summation procedure.

For coherent factor risks based on Alpha V@R and Beta V@R, we consider an empirical estimation procedure similar to the historic V@R estimation (for the description of these methods, see [46; Sect. 6]). This procedure has the following advantages:

- arbitrarily large data sets for factors are available;
- for one-factor risks we can use the time change procedure, which enables one to use arbitrarily large data sets and immediately react to the volatility changes;
- the procedure is simple and works at the same speed as the historic V@R estimation;
- the use of coherent risk measures is much wiser than the use of V@R;
- the procedure is completely non-linear;
- the procedure employs no model assumptions (except, of course, for those used in the calculation of $E(X|Y = y)$).

4. Portfolio optimization. The main message of the first part of the paper is: it is reasonable to assess the risk of a position not just as a number, but as a vector of factor risks $\rho^f(\cdot; Y^1), \dots, \rho^f(\cdot; Y^M)$. We also consider the problem of portfolio optimization when the constraints on the portfolio are given as $\rho^f(X; Y^m) \leq c^m$, $m = 1, \dots, M$. It turns out that this problem admits a simple geometric solution that is similar to the one given in [15; Subsect. 2.2] for the case of a single constraint $\rho(X) \leq c$. We do not insist that this solution is the one that should be implemented in practice, but it gives a nice theoretic insight into the form of the optimal portfolio. A possible practical approach to this problem is also discussed.

5. Risk contribution. The functional ρ measures the outstanding risk of a portfolio. However, if a big firm assesses the risk of a trade, it should take into account not the outstanding risk of the trade, but rather its impact on the risk of the whole firm. Thus, if the P&L of the trade is X and the P&L produced over the same period by the whole firm is W , the quantity of interest is $\rho(W + X) - \rho(W)$. If X is small as compared to W , then a good approximation to this difference is the *risk contribution* of X to W . The notion of risk contribution based on coherent risk measures was considered in [21], [26], [38], [49], [61]. In this paper, we are taking the definition proposed in [14; Subsect. 2.5]. One of equivalent definitions of the coherent risk contribution $\rho^f(X; W)$ of X to W is

$$\rho^c(X; W) = \lim_{\varepsilon \downarrow 0} \varepsilon^{-1} (\rho(W + \varepsilon X) - \rho(W)).$$

Note that if X is small as compared to W , then

$$\rho(W + X) - \rho(W) \approx \rho^c(X; W).$$

In most typical situations ρ^c admits the representation

$$\rho^c(X; W) = -E_Q X,$$

where Q is the *extreme measure* defined as $\operatorname{argmin}_{Q \in \mathcal{D}} E_Q W$ (\mathcal{D} is the set standing in (1.1)). Note that in this case ρ^f is linear in X .

For the most important classes of coherent risk measures, risk contribution admits a simple empirical estimation procedure. As shown in the paper, for Alpha V@R, ρ^c has the following form:

$$\rho_\alpha^c(X; W) = -\mathbb{E}X_{\underset{i=1, \dots, \alpha}{\operatorname{argmin}} W_i},$$

where $(X_1, W_1), \dots, (X_\alpha, W_\alpha)$ are independent copies of (X, W) . In particular, it is not hard to compute this quantity for the typical case, where the firm's portfolio consists of many assets, i.e. $W = \sum_{n=1}^N W^n$ with a large number N . A similar simple representation is provided for the Beta V@R risk contribution.

We also provide formulas for the empirical estimation of risk contributions for the class of risk measures, which we call *Weighted V@R* (the term *spectral risk measures* is also used in the literature); this is a wide class containing, in particular, Beta V@R.

We also study the properties of the coefficient

$$\varkappa(X; W) = \frac{u^c(X; W)}{u(X)}.$$

which measures the tail correlation between X and W .

6. Factor risk contribution. In this paper, we introduce the notion of *factor risk contribution*. It is simply the risk contribution applied to the risk measure ρ^f , i.e

$$\rho^{fc}(X; Y; W) = \lim_{\varepsilon \downarrow 0} \varepsilon^{-1} (\rho^f(W + \varepsilon X; Y) - \rho^f(W; Y)).$$

The quantity $\rho^{fc}(\cdot; W; Y)$ may be viewed as a coherent alternative to the sensitivity coefficient. There are, however, two important differences:

- The sensitivity coefficient is a nice estimate of risk provided that the change in the corresponding factor is small (i.e. Y is small). On the other hand, the factor risk contribution is a nice estimate of risk provided that X is small as compared to W and there are no requirements on the size of Y .
- The sensitivity coefficient measures the sensitivity of a portfolio to a market factor. On the other hand, the factor risk contribution measures the sensitivity of a portfolio X both to the market factor Y and to the firm's portfolio W . So, $\rho^{fc}(\cdot; Y; W)$ is a “firm-specific” coherent sensitivity to the factor Y .

As shown in the paper,

$$\rho^{fc}(X; Y; W) = \rho^c(\mathbb{E}(X|Y); \mathbb{E}(W|Y)).$$

This formula reduces the computation of ρ^{fc} to two steps: calculating the functions $f(y) = \mathbb{E}(X|Y = y)$, $g(y) = \mathbb{E}(W|Y = y)$ and computing ρ^c .

7. Risk sharing. The relevance of factor risk contributions becomes clear from our considerations of the risk sharing problem. One of the basic problems of the central management of a firm consisting of several desks is: How to impose the limits on the risk of each desk? Typically, this problem is approached as follows. By looking at the performance of each desk, the central management decides which desks should grow and which ones should shrink and chooses the risk limits accordingly. Nowadays, the procedure of choosing the risk limits is to a large extent a political one. At the same time, the central managers would like to have a quantitative rather than political procedure of choosing these limits. An idea proposed by practitioners is: Instead of giving each desk a fixed risk

limit, it might be reasonable to allow the desks to trade the risk limits between themselves. For example, if one desk is not using its risk limit completely, it might sell the excess risk limit to another desk, which needs it.

In this paper we address the following problem: *Is it possible to arrange a market of risk within a firm in such a way that the resulting competitive optimum would coincide with the global one?* (By the global optimum we mean the one attained if the central management had possessed all the information available to all the desks and had been able to solve the corresponding global optimization problem.) The hope of the positive answer is justified by a well-known equivalence established in the expected utility framework between the global optimum (known also as the Pareto-type or the soviet-type optimum) and the competitive optimum (known also as the Arrow–Debreu-type or the western-type optimum); see [40]. A coherent risk counterpart of this result was established in [15; Sect. 4]. The difference between these results and our setting is that here the objects traded are risk limits rather than financial contracts. The results of this paper (they are established within the coherent risk framework) are as follows:

- If the desks are measuring their outstanding risks and are keeping them within the risk limits, then the competitive optimum is *not* the global one.
- If the desks are keeping track of their risk contributions to the whole firm, then the competitive optimum coincides with the global one.

Moreover, it turns out that the global optimum is achieved regardless of what the initial allocation of risk limits between the desks is. (By the initial allocation we mean the risk limits given to the desks by the central management before the desks start to trade their risk limits.) Our result applies not only to the case of one risk constraint on the firm’s portfolio, but also to the case of several risk constraints (a typical example is the constraints on each factor risk).

8. Structure of the paper. In essence, the paper consists of two parts. The first part (Sections 2–4) deals with factor risk. In Section 2, we recall basic facts and examples related to coherent risk measures. Section 3 deals with factor risk. In Section 4, we study the problem of portfolio optimization under limits imposed on factor risks. The second part (Sections 5–7) deals with (factor) risk contribution. In Section 5, we recall basic facts related to risk contribution. Section 6 deals with factor risk contribution. In Section 7, we study the problem of risk sharing between the desks of a firm. The Appendix contains the L^0 -version of the Kusuoka theorem, which is needed for some statements of the paper and is of interest by itself. The recipes for the practical risk measurement are gathered in Section 8, where we also compare various empirical risk estimation techniques considered in this paper with the classical ones like parametric V@R, Monte Carlo V@R, and historic V@R. The reader interested in practical applications only might proceed directly to Section 8.

Acknowledgement. A. Cherny expresses his thanks to D. Heath and S. Hilden for the fruitful discussions related to the risk sharing problem.

2 Coherent Risk

1. Basic definitions and facts. Let $(\Omega, \mathcal{F}, \mathbb{P})$ be a probability space. It is convenient to consider instead of coherent risk measures their opposites called coherent utility functions. This enables one to get rid of numerous minus signs. Recall that L^∞ is the space of bounded random variables on $(\Omega, \mathcal{F}, \mathbb{P})$.

The following definition was introduced in [4], [5], [19].

Definition 2.1. A *coherent utility function* on L^∞ is a map $u: L^\infty \rightarrow \mathbb{R}$ satisfying the properties:

- (a) (Superadditivity) $u(X + Y) \geq u(X) + u(Y)$;
- (b) (Monotonicity) If $X \leq Y$, then $u(X) \leq u(Y)$;
- (c) (Positive homogeneity) $u(\lambda X) = \lambda u(X)$ for $\lambda \in \mathbb{R}_+$;
- (d) (Translation invariance) $u(X + m) = u(X) + m$ for $m \in \mathbb{R}$;
- (e) (Fatou property) If $|X_n| \leq 1$, $X_n \xrightarrow{P} X$, then $u(X) \geq \limsup_n u(X_n)$.

The corresponding *coherent risk measure* is $\rho(X) = -u(X)$.

Remarks. (i) From the financial point of view, X means the P&L produced by some portfolio over the unit time period (taken as the basis for risk measurement) and discounted to the initial time. Actually, all the financial quantities in this paper are the discounted ones. However, the unit time period is typically small (for example, one day), and for such time horizons the discounted values are very close to the actual ones. For this reason, below we skip the word “discounted”.

(ii) The superadditivity property of u (= the subadditivity of ρ) has the following financial meaning: if we have a portfolio consisting of several subportfolios and the risk of each subportfolio is small, then the risk of the whole portfolio is small. V@R satisfies all the conditions of the above definition except for the subadditivity, and this leads to serious drawbacks of V@R. This can be illustrated by a simple example proposed in [4]. Suppose that a portfolio consists of 25 subportfolios (corresponding to several agents), i.e. its P&L X equals $\sum_{n=1}^{25} X^n$. Suppose that $X^n = I_{(A^n)^c} - 100I_{A^n}$, where $P(A_i) = 1/25$ and A^1, \dots, A^{25} are disjoint sets ($(A^n)^c$ denotes the complement of A^n). This means that each agent employs a spiking strategy. If risk is measured by $V@R_{0.05}$, then the risk of each subportfolio is negative (meaning that each subportfolio is extremely good from the viewpoint of this risk measure), while the P&L produced by the whole portfolio is identically equal to -76 !

A natural example, in which V@R is subadditive, is the Gaussian case: if X, Y have a jointly Gaussian distribution, then $V@R_\lambda(X + Y) \leq V@R_\lambda(X) + V@R_\lambda(Y)$. But actually on the set of (centered) Gaussian variables all the reasonable risk measures like V@R, variance, any law invariant coherent risk measure (see Example 2.7) coincide up to multiplication by a positive constant. However, for general random variables this is not the case, V@R and variance exhibit serious drawbacks (see [4]), and coherent risk measures are really needed. \square

The theorem below is the basic representation theorem. It was established in [5] for the case of a finite Ω (in this case the axiom (e) is not needed) and in [19] for the general case (the proof can also be found in [29; Cor. 4.35] or [55; Cor. 1.17]). We denote by \mathcal{P} the set of probability measures on \mathcal{F} that are absolutely continuous with respect to P . Throughout the paper, we identify measures from \mathcal{P} (these are typically denoted by Q) with their densities with respect to P (these are typically denoted by Z).

Theorem 2.2. A function u satisfies conditions (a)–(e) if and only if there exists a non-empty set $\mathcal{D} \subseteq \mathcal{P}$ such that

$$u(X) = \inf_{Q \in \mathcal{D}} E_Q X, \quad X \in L^\infty. \quad (2.1)$$

Remarks. (i) Let us emphasize that a coherent risk measure is defined on random variables and not on their distributions. Using representation (2.1), it is easy to construct an example of a risk measure ρ and two random variables X and Y with $\text{Law } X = \text{Law } Y$, but with $\rho(X) \neq \rho(Y)$. A particularly important subclass of coherent risk measures is the class of *law invariant* ones, i.e. the risk measures ρ that depend only on the distribution of X . However, it would not be a nice idea to include law invariance as the sixth axiom in Definition 2.1. Indeed, the basic risk measure used by an agent is typically law invariant. But there are many “derivative” risk measures like $\rho^f(\cdot; Y)$ (many examples of naturally arising “derivative” risk measures can be found in [14], [15], [20]), and these ones need not be law invariant even if the basic risk measure ρ is law invariant.

(ii) Coherent risk measures are primarily aimed at measuring risk. But they can be used to measure the risk-adjusted performance as well. The risk-adjusted performance based on coherent risk is a functional of the form $p(X) = \mathbf{E}X - \lambda\rho(X)$, where ρ is a coherent risk measure and $\lambda \in \mathbb{R}_+$. (By \mathbf{E} we will always denote the expectation with respect to the original measure \mathbf{P} .) Note that the functional $X \mapsto \mathbf{E}X$ is a coherent utility (it is sufficient to take $\mathcal{D} = \{\mathbf{P}\}$ in (2.1)). Furthermore, if

$$u_n(X) = \inf_{\mathbf{Q} \in \mathcal{D}_n} \mathbf{E}_{\mathbf{Q}}X, \quad n = 1, 2$$

are two coherent utilities and $\lambda \in [0, 1]$, then

$$\lambda u_1(X) + (1 - \lambda)u_2(X) = \inf_{\mathbf{Q} \in \lambda\mathcal{D}_1 + (1-\lambda)\mathcal{D}_2} \mathbf{E}_{\mathbf{Q}}X$$

is also a coherent utility (we use the notation $\lambda\mathcal{D}_1 + (1-\lambda)\mathcal{D}_2 = \{\lambda\mathbf{Q}_1 + (1-\lambda)\mathbf{Q}_2 : \mathbf{Q}_n \in \mathcal{D}_n\}$). Thus, $(1 + \lambda)^{-1}p(X)$ is again a coherent utility, which is a very convenient “stability” feature. As a result, coherent utility/risk can be used

1. to measure risk;
2. to measure the risk-adjusted performance, i.e. utility.

(iii) Coherent utility may serve as a substitute for the classical expected utility. The techniques like utility-indifference pricing, utility-based optimization, utility-based equilibrium, etc. can be transferred from the expected utility framework to the coherent utility framework. Note that the intersection of these two classes of utility is trivial: it consists only of the functional $X \mapsto \mathbf{E}X$ (note that all the other expected utilities do not satisfy the translation invariance property).

(iv) A generalization of coherent utility is the notion of *concave utility* introduced by Föllmer and Schied [27], [28]. A functional $u: L^\infty \rightarrow \mathbb{R}$ is a *concave utility function* if it satisfies the axioms (b), (d), (e) of Definition 2.1 as well as the condition

$$(a') \text{ (Concavity) } u(\lambda X + (1 - \lambda)Y) \geq \lambda u(X) + (1 - \lambda)u(Y) \text{ for } \lambda \in [0, 1].$$

The corresponding *convex risk measure* is $\rho(X) = -u(X)$. The representation theorem states that u is a concave utility function if and only there exists a non-empty set $\mathcal{D} \subseteq \mathcal{P}$ and a function $\alpha: \mathcal{D} \rightarrow \mathbb{R}$ such that

$$u(X) = \inf_{\mathbf{Q} \in \mathcal{D}} (\mathbf{E}_{\mathbf{Q}}X + \alpha(\mathbf{Q})), \quad X \in L^\infty$$

(the proof can be found in [27], [29; Th. 4.31], or [55; Th. 1.13]). A natural example of a concave utility function is

$$u(X) = \sup \left\{ m \in \mathbb{R} : \inf_{\mathbf{Q} \in \mathcal{D}} \mathbf{E}_{\mathbf{Q}}U(X - m) \geq x_0 \right\}, \quad X \in L^\infty,$$

where $U : \mathbb{R} \rightarrow \mathbb{R}$ is a concave increasing function, $\mathcal{D} \subseteq \mathcal{P}$, and $x_0 \in \mathbb{R}$ is a fixed threshold. This object is closely connected with the robust version of the Savage theory developed by Gilboa and Schmeidler [31]. For a detailed study of these concave utilities, see [28], [29; Sect. 4.9], or [55; Sect. 1.6].

The theory of convex risk measures is now a rather large field. However, in applications to problems of finance like pricing and optimization, coherent risk measures turn out to be much more convenient than the convex ones. For this reason, we will consider only coherent risk measures. \square

So far, a coherent risk measure has been defined on bounded random variables. Let us ask ourselves the following question: Are “financial” random variables like the increment of a price of some asset indeed bounded? The right way to address this question is to split it into two parts:

- Are “financial” random variables bounded in practice?
- Are “financial” random variables bounded in theory?

The answer to the first question is positive (clearly, everything is bounded by the number of the atoms in the universe). The answer to the second question is negative because most distributions used in theory (like the lognormal one) are unbounded. So, as we are dealing with theory, we need to extend coherent risk measures to the space L^0 of all random variables.

It is hopeless to axiomatize the notion of a risk measure on L^0 and then to obtain the corresponding representation theorem. Instead, following [14], we take representation (2.1) as the basis and extend it to L^0 .

Definition 2.3. A *coherent utility function on L^0* is a map $u : L^0 \rightarrow [-\infty, \infty]$ defined as

$$u(X) = \inf_{Q \in \mathcal{D}} \mathbf{E}_Q X, \quad X \in L^0, \quad (2.2)$$

where \mathcal{D} is a non-empty subset of \mathcal{P} and $\mathbf{E}_Q X$ is understood as $\mathbf{E}_Q X^+ - \mathbf{E}_Q X^-$ ($X^+ = \max\{X, 0\}$, $X^- = \max\{-X, 0\}$) with the convention $\infty - \infty = -\infty$. (Throughout the paper, all the expectations are understood in this way.)

Remark. This way of defining coherent utility has parallels to what is done with the classical expected utility. Namely, the Von Neumann–Morgenstern representation shows that (appropriately axiomatized) investor’s preferences are described by $\mathbf{E}U(X)$ with a bounded function U . Then one typically takes a concave increasing unbounded function $U : \mathbb{R} \rightarrow \mathbb{R}$ and *defines* the preferences by $\mathbf{E}U(X)$. \square

Clearly, different sets \mathcal{D} might define the same coherent utility (for example, \mathcal{D} and its convex hull define the same function u). However, among all the sets \mathcal{D} defining the same u there exists the largest one. It is given by $\{Q \in \mathcal{P} : \mathbf{E}_Q X \geq u(X) \text{ for any } X\}$.

Definition 2.4. We will call the largest set, for which (2.1) (resp., (2.2)) is true, the *determining set* of u .

Remarks. (i) Let ρ' be another coherent utility with the determining set \mathcal{D}' . Clearly,

$$\mathcal{D}' \supseteq \mathcal{D} \iff \rho' \geq \rho.$$

In other words, the size of \mathcal{D} controls the risk aversion of ρ .

(ii) The determining set is convex. For coherent utilities on L^∞ , it is also L^1 -closed (for the corresponding example, see [14; Subsect. 2.1]). In particular, the determining set of a coherent utility on L^0 and the determining set of its restriction to L^∞ might be different.

(iii) Let \mathcal{D} be an L^1 -closed convex subset of \mathcal{P} . (Let us note that a particularly important case is where \mathcal{D} is L^1 -closed, convex, and uniformly integrable; this condition will be needed in a number of places below.) Define a coherent utility u by (2.2). Then \mathcal{D} is the determining set of u . Indeed, assume that the determining set $\tilde{\mathcal{D}}$ is larger than \mathcal{D} , i.e. there exists $Q_0 \in \tilde{\mathcal{D}} \setminus \mathcal{D}$. Then, by the Hahn–Banach theorem, we can find $X_0 \in L^\infty$ such that $\mathbf{E}_{Q_0} X_0 < \inf_{Q \in \mathcal{D}} \mathbf{E}_Q X_0$, which is a contradiction. The same argument shows that \mathcal{D} is also the determining set of the restriction of u to L^∞ . \square

In what follows, we will always consider coherent utility functions on L^0 .

2. Examples. Let us now provide several natural examples of coherent risk measures.

Example 2.5 (Tail V@R). Let $\lambda \in (0, 1]$ and consider

$$\mathcal{D}_\lambda = \left\{ Q \in \mathcal{P} : \frac{dQ}{dP} \leq \lambda^{-1} \right\}. \quad (2.3)$$

The corresponding coherent risk measure is called *Tail V@R* (the terms *Average V@R*, *Conditional V@R*, *Expected Shortfall*, and *Expected Tail Loss* are also used). Let us denote it by ρ_λ and the corresponding coherent utility by u_λ .

Clearly,

$$\lambda' \leq \lambda \iff \rho_{\lambda'} \geq \rho_\lambda,$$

so that λ serves as the risk aversion parameter. We have

$$\rho_\lambda(X) \xrightarrow{\lambda \downarrow 0} -\operatorname{ess\,inf}_\omega X(\omega)$$

(recall that $\operatorname{ess\,inf}_\omega X(\omega) := \sup\{x : X \geq x \text{ a.s.}\}$). The right-hand side of this relation is the most severe risk measure (it is easy to see that any coherent risk measure ρ satisfies the inequality $\rho(X) \leq -\operatorname{ess\,inf}_\omega X(\omega)$). Furthermore, $\rho_1(X) = -\mathbf{E}X$, which is the most liberal risk measure (it is seen from Theorem A.1 that any law invariant risk measure ρ satisfies the inequality $\rho(X) \geq -\mathbf{E}X$).

Let us provide a more explicit representation of u_λ . Set

$$Z_* = \lambda^{-1} I(X < q_\lambda(X)) + \frac{1 - \lambda^{-1} \mathbf{P}(X < q_\lambda(X))}{\mathbf{P}(X = q_\lambda(X))} I(X = q_\lambda(X)).$$

Throughout the paper, q_λ will denote the right λ -quantile, i.e. $q_\lambda(X) = \inf\{x : F(x) \geq \lambda\}$, where F is the distribution function of X . Then $Z_* \geq 0$, $\mathbf{E}Z_* = 1$ and, for any $Z \in \mathcal{D}_\lambda$, we have

$$\begin{aligned} \mathbf{E}XZ - \mathbf{E}XZ_* &= \mathbf{E}(X - q_\lambda(X))Z - \mathbf{E}(X - q_\lambda(X))Z_* \\ &= \mathbf{E}[(X - q_\lambda(X))(Z - \lambda^{-1})I(X - q_\lambda(X) < 0) \\ &\quad + (X - q_\lambda(X))ZI(X - q_\lambda(X) > 0)] \geq 0. \end{aligned}$$

Hence,

$$u_\lambda(X) = \mathbf{E}XZ_* = \lambda^{-1} \int_{(-\infty, q_\lambda(X))} xQ(dx) + (1 - \lambda^{-1} \mathbf{P}(X < q_\lambda(X)))q_\lambda(X), \quad (2.4)$$

where $Q = \text{Law } X$. In particular, it follows that u_λ is law invariant, i.e. it depends only on the distribution of X . If X has a continuous distribution, then this formula is simplified to:

$$u_\lambda(X) = E(X | X \leq q_\lambda(X)).$$

Using (2.4), one easily gets an equivalent representation of u_λ :

$$u_\lambda(X) = \lambda^{-1} \int_0^\lambda q_x(X) dx. \quad (2.5)$$

It is seen from this representation that $\rho_\lambda(X) \geq V@R_\lambda(X)$. The advantage of Tail $V@R$ over $V@R$ is that it takes into account the heaviness of the λ -tail (see Figure 1). Kusuoka [41] proved that on L^∞ , ρ_λ is the smallest law invariant coherent risk measure that dominates $V@R_\lambda$ (the proof can also be found in [29; Th. 4.61] or [55; Th. 1.48]). This suggests an opinion that Tail $V@R$ might be the most important subclass of coherent risk measures. However, there exists a risk measure, which is in our opinion much better than Tail $V@R$. This is the risk measure of the next example. \square

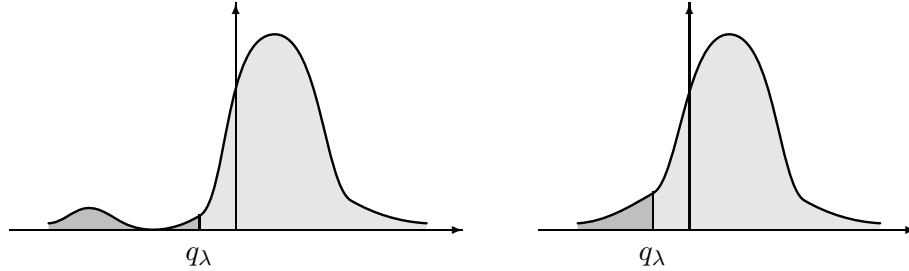


Figure 1. These two distributions have the same λ -quantiles (λ is fixed), so that $V@R_\lambda$ is the same for them. However, the distribution at the right is clearly “better” than the distribution at the left.

Example 2.6 (Weighted $V@R$). Let μ be a probability measure on $(0, 1]$. *Weighted $V@R$ with the weighting measure μ* (the term *spectral risk measure* is also used) is the coherent risk measure corresponding to the coherent utility function

$$u_\mu(X) = \int_{(0,1]} u_\lambda(X) \mu(d\lambda),$$

where $\int f(x) \mu(dx)$ is understood as $\int f^+(x) \mu(dx) - \int f^-(x) \mu(dx)$ with the convention $\infty - \infty = -\infty$. (Throughout the paper, all the integrals are understood in this way.) One can check that u_μ is indeed a coherent utility (see [16; Sect. 3] for details). The measure μ reflects the risk aversion of ρ_μ : the more is the mass of μ attributed to the left part of $(0, 1]$, the more risk averse is ρ_μ .

Let us give two arguments in favor of Weighted $V@R$ over Tail $V@R$:

- (Financial argument) Tail $V@R$ of order λ takes into consideration only the λ -tail of the distribution of X ; thus, two distributions with the same λ -tail will be assessed by this measure in the same way, although one of them might be clearly better than the other (see Figure 2). On the other hand, if the right endpoint of the support of μ is 1, then ρ_μ depends on the whole distribution of X . The paper [24] provides some further financial arguments in favor of Weighted $V@R$.

- (Mathematical argument) If the support of μ is the whole $[0, 1]$, then ρ_μ possesses some nice properties that are not shared by ρ_λ . In particular, if X and Y are not comonotone (for the definition, see Section 5), then $\rho_\mu(X + Y) < \rho_\mu(X) + \rho_\mu(Y)$ (the proof can be found in [16; Sect. 5], where this was called the *strict diversification property*). This property is important because it leads to the uniqueness of a solution of several optimization problems based on Weighted V@R (see [16; Sect. 5]).

To put it briefly, Weighted V@R is “smoother” than Tail V@R.

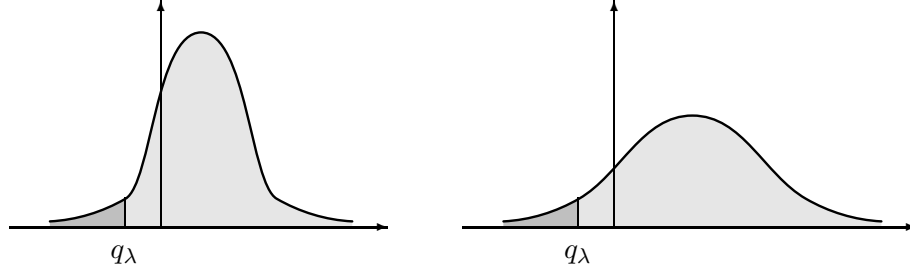


Figure 2. These two distributions have the same λ -tails (λ is fixed), so that TV@R_λ is the same for them. However, the distribution at the right is clearly “better” than the distribution at the left.

Weighted V@R is law invariant because Tail V@R possesses this property. Kusuoka [41] proved that on L^∞ the class of Weighted V@Rs is exactly the class of law invariant coherent risk measures satisfying the additional property of *comonotonicity*, which means that $\rho(X + Y) = \rho(X) + \rho(Y)$ for any comonotone (the definition is recalled in Section 5) random variables X and Y (the proof can also be found in [29; Th. 4.87] or [55; Th. 1.58]).

Let us now provide several equivalent representations of Weighted V@R. It follows from (2.5) that

$$u_\mu(X) = \int_{(0,1]} \lambda^{-1} \int_0^\lambda q_x(X) dx \mu(d\lambda) = \int_0^1 q_x(X) \psi_\mu(x) dx, \quad (2.6)$$

where

$$\psi_\mu(x) = \int_{[x,1]} \lambda^{-1} \mu(d\lambda), \quad x \in [0, 1]. \quad (2.7)$$

The last formula establishes a one-to-one correspondence between the left-continuous decreasing functions $\psi: [0, 1] \rightarrow [0, 1]$ with $\int_{(0,1]} \psi(x) dx = 1$ and the probability measures on $(0, 1]$.

In particular, let $\Omega = \{1, \dots, T\}$ and $X(t) = x_t$. Let $x_{(1)}, \dots, x_{(T)}$ be the values x_1, \dots, x_T in the increasing order. Define $n(t)$ through the equality $x_{(t)} = x_{n(t)}$. Then

$$u_\mu(X) = \sum_{t=1}^T x_{n(t)} \int_{z_{t-1}}^{z_t} \psi_\mu(x) dx, \quad (2.8)$$

where $z_t = \sum_{i=1}^t \mathbf{P}\{n(i)\}$. This formula yields a simple procedure of the empirical estimation of $u_\mu(X)$.

In order to provide another representation of u_μ , consider the function

$$\Psi_\mu(x) = \int_0^x \psi_\mu(y) dy = \int_0^x \int_{(y,1]} \lambda^{-1} \mu(d\lambda) dy, \quad x \in (0, 1]. \quad (2.9)$$

It is easy to see that $\Psi_\mu: [0, 1] \rightarrow [0, 1]$ is increasing, concave, continuous, $\Psi_\mu(0) = 0$, and $\Psi_\mu(1) = 1$. In fact, (2.9) establishes a one-to-one correspondence between the functions with these properties and the probability measures μ on $(0, 1]$ (for details, see [29; Lem. 4.63] or [55; Lem. 1.50]). The inverse map $\Psi \mapsto \mu$ is given by $\mu = -\lambda\Psi''$, where Ψ'' is the second derivative of Ψ taken in the sense of distributions, i.e. it is the measure on $(0, 1]$ defined by $\Psi''((a, b]) := \Psi'_+(b) - \Psi'_+(a)$, where Ψ'_+ is the right-hand derivative. Let F be the distribution function of X . As the function $x \mapsto q_x(X)$ is constant on the intervals of the form $[F(y-), F(y))$, we can derive from (2.5) the following representation:

$$u_\mu(X) = \int_0^1 q_x(X) d\Psi_\mu(x) = \int_{\mathbb{R}} q_{F(x)}(X) d\Psi_\mu(F(x)) = \int_{\mathbb{R}} x d\Psi_\mu(F(x)) = \mathbb{E}Y, \quad (2.10)$$

where Y is a random variable with the distribution function $\Psi_\mu \circ F$. This representation provides a convenient tool for designing particular risk measures. Let us remark that the functionals of the form (2.10) were considered by actuaries under the name *distorted measures* already in the early 90s, i.e. before the papers of Artzner, Delbaen, Eber, and Heath; see, for example, [22], [62] (see also the paper [63], which appeared at the same time as [4]).

If X has a continuous distribution, we get from (2.10) one more representation:

$$u_\mu(X) = \int_{\mathbb{R}} x \psi_\mu(F(x)) dF(x) = \mathbb{E}X \psi_\mu(X) = \mathbb{E}_{\mathbf{Q}_\mu(X)} X, \quad (2.11)$$

where $\mathbf{Q}_\mu(X) = \psi_\mu(X)\mathbf{P}$. Note that

$$\mathbb{E}\psi_\mu(F(X)) = \int_{\mathbb{R}} \psi_\mu(F(x)) dF(x) = \int_0^1 \psi_\mu(x) dx = \int_{(0,1]} \int_0^\lambda \lambda^{-1} dx \mu(d\lambda) = 1,$$

so that $\mathbf{Q}_\mu(X)$ is a probability measure. As $\psi_\mu \circ F$ is decreasing, this measure attributes more mass to the outcomes corresponding to low values of X . Thus, $\mathbf{Q}_\mu(X)$ reflects the risk aversion of an agent who possesses the position that yields the P&L X .

The determining set \mathcal{D}_μ of u_μ admits the following representation:

$$\mathcal{D}_\mu = \{Z \in L^0 : Z \geq 0, \mathbb{E}Z = 1, \text{ and } \mathbb{E}(Z - x)^+ \leq \Phi_\mu(x) \forall x \in \mathbb{R}_+\}, \quad (2.12)$$

where

$$\Phi_\mu(x) = \sup_{y \in [0,1]} (\Psi_\mu(y) - xy), \quad x \in \mathbb{R}_+ \quad (2.13)$$

(see [16; Th. 4.6]). Note that $\Phi_\mu: \mathbb{R}_+ \rightarrow \mathbb{R}_+$ is continuous, decreasing, convex, $\Phi_\mu(0) = 1$, $\Phi_\mu(x) > 0$ for $x < \int_{(0,1]} \lambda^{-1} d\mu$, and $\Phi_\mu(x) = 0$ for $x \geq \int_{(0,1]} \lambda^{-1} d\mu$.

One more representation of \mathcal{D}_μ is:

$$\begin{aligned} \mathcal{D}_\mu &= \{\mathbf{Q} \in \mathcal{P} : \mathbf{Q}(A) \leq \Psi_\mu(\mathbf{P}(A)) \text{ for any } A \in \mathcal{F}\} \\ &= \left\{ Z \in L^0 : Z \geq 0, \mathbb{E}_{\mathbf{P}} Z = 1, \text{ and } \int_{1-x}^1 q_s(Z) ds \leq \Psi_\mu(x) \forall x \in [0, 1] \right\}. \end{aligned}$$

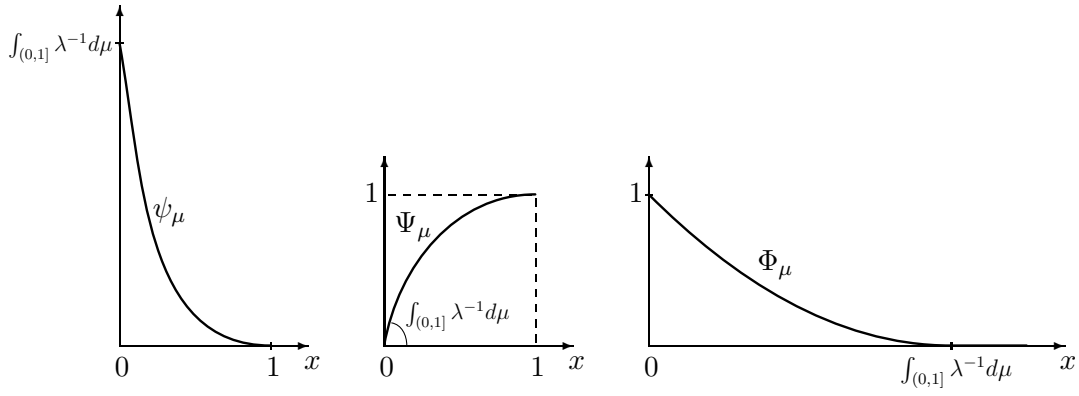


Figure 3. The form of ψ_μ , Ψ_μ , and Φ_μ

It was obtained in [10] (the proof can also be found in [29; Th. 4.73] or [55; Th. 1.53]). It is seen from this representation that

$$\Psi_{\mu'} \geq \Psi_\mu \iff \rho_{\mu'} \geq \rho_\mu. \quad (2.14)$$

Moreover, it is easy to see that

$$\mu' \preceq \mu \implies \rho_{\mu'} \geq \rho_\mu, \quad (2.15)$$

where the notation $\mu' \preceq \mu$ means that μ stochastically dominates μ' , i.e. their distribution functions satisfy $F_{\mu'} \geq F_\mu$. In order to prove (2.15), it is sufficient to notice that u_λ is increasing in λ and $u_\mu(X) = \tilde{E}u_\xi(X)$, where ξ is a random variable on some space $(\tilde{\Omega}, \tilde{\mathcal{F}}, \tilde{\mathbf{P}})$ with $\text{Law } \xi = \mu$. One should also use the following well-known fact (see [57; § 1.A]): $\mu' \preceq \mu$ if and only on some space there exist $\xi' \leq \xi$ with $\text{Law } \xi = \mu$, $\text{Law } \xi' = \mu'$.

For more information on Weighted V@R, see [1], [2], [16], [24]. \square

Weighted V@R is a particular case of the more general class of risk measures that is described in the next example.

Example 2.7 (Law invariant risk measures). A risk measure ρ is *law invariant* if $\rho(X) = \rho(Y)$ whenever $\text{Law } X = \text{Law } Y$. Kusuoka [41] proved that a coherent risk measure ρ on L^∞ is law invariant if and only if it has the form

$$\rho(X) = \sup_{\mu \in \mathfrak{M}} \rho_\mu(X)$$

with some set \mathfrak{M} of probability measures on $(0, 1]$ (the proof can also be found in [29; Cor. 4.58] or [55; Cor. 1.45]). Theorem A.1 extends this result to risk measures on L^0 . \square

An interesting two-parameter family of coherent risk measures is provided by the example below.

Example 2.8 (Moment-based risk measures). Let $p \in [1, \infty]$ and $\alpha \in [0, 1]$. Consider the set

$$\mathcal{D} = \{1 + \alpha(Z - \mathbf{E}Z) : Z \geq 0, \|Z\|_q \leq 1\},$$

where $q = p/(p-1)$ and $\|Z\|_q = (\mathbf{E}Z^q)^{1/q}$. Then the corresponding coherent risk measure has the form

$$\rho(X) = -\mathbf{E}X + \alpha\|(X - \mathbf{E}X)^-\|_p$$

(see [20; Sect. 4]). In particular, if $p = 2$, $\alpha = 1$, and $\mathbf{E}X = 0$, then $\rho(X)$ is the semivariance of X . Semivariance was proposed by Markowitz [45] as a substitute for variance. Its advantage is that it measures really risk (i.e. the downfall); its disadvantage is that it is less convenient analytically than variance. \square

The moment-based risk measures are law invariant, but they do not belong to the class of Weighted V@Rs, which is a very convenient class. Weighted V@Rs are parametrized by the probability measures μ on $(0, 1]$, which is a huge class. For the practical purposes, one needs to select a convenient finite-parameter subclass of Weighted V@Rs. The most natural parametric family of probability measures on $[0, 1]$ is the family of Beta distributions. It turns out that the family of corresponding Weighted V@Rs admits a very natural interpretation and a very simple estimation procedure. We call these measures Beta V@Rs in accordance with Beta distributions.

Example 2.9 (Beta V@R). Let $\alpha \in (-1, \infty)$, $\beta \in (-1, \alpha)$. Beta V@R with parameters α, β is the Weighted V@R with the weighting measure

$$\mu_{\alpha, \beta}(dx) = B(\beta + 1, \alpha - \beta)^{-1} x^\beta (1 - x)^{\alpha - \beta - 1} dx, \quad x \in [0, 1].$$

This risk measure will be denoted as $\rho_{\alpha, \beta}$ and the corresponding coherent utility will be denoted as $u_{\alpha, \beta}$.

It follows from (2.15) that

$$\alpha' \geq \alpha \iff \mu_{\alpha', \beta} \preceq \mu_{\alpha, \beta} \iff \rho_{\alpha', \beta} \geq \rho_{\alpha, \beta}, \quad (2.16)$$

$$\beta' \geq \beta \iff \mu_{\alpha, \beta'} \succcurlyeq \mu_{\alpha, \beta} \iff \rho_{\alpha, \beta'} \leq \rho_{\alpha, \beta}. \quad (2.17)$$

Furthermore,

$$\begin{aligned} \mu_{\alpha, \beta} \xrightarrow{\alpha \rightarrow \infty} \delta_0 &\implies \rho_{\alpha, \beta}(X) \xrightarrow{\alpha \rightarrow \infty} -\operatorname{ess\,inf}_\omega X(\omega), \\ \mu_{\alpha, \beta} \xrightarrow{\beta \uparrow \alpha} \delta_1 &\implies \rho_{\alpha, \beta}(X) \xrightarrow{\beta \uparrow \alpha} -\mathbf{E}X, \end{aligned}$$

where δ_a denotes the delta-mass concentrated at a . In particular, these relations show that we can redefine $\rho_{\alpha, \alpha}(X)$ as $-\mathbf{E}X$.

Suppose now that $\alpha, \beta \in \mathbb{N}$. Let X_1, \dots, X_α be independent copies of X , $X_{(1)}, \dots, X_{(\alpha)}$ be the corresponding order statistics, and ξ be an independent uniformly distributed on $\{1, \dots, \beta\}$ random variable. Let us prove that

$$\rho_{\alpha, \beta}(X) = -\mathbf{E}X_{(\xi)} = -\mathbf{E}\left[\frac{1}{\beta} \sum_{i=1}^{\beta} X_{(i)}\right]. \quad (2.18)$$

The second equality is obvious, so we should prove only the first one. The random variables X_i can be realized as $X_i = F^{-1}(U_i)$, where F is the distribution function of X and U_1, \dots, U_α are independent uniformly distributed on $[0, 1]$ random variables. Let $U_{(1)}, \dots, U_{(\alpha)}$ denote their order statistics. We have (see [25; Ch. 1, § 7])

$$\frac{d}{dx} \mathbf{P}(U_{(i)} \leq x) = \alpha C_{\alpha-1}^{i-1} x^{i-1} (1-x)^{\alpha-i}, \quad x \in (0, 1),$$

so that

$$\frac{d}{dx} \mathbf{P}(U_{(\xi)} \leq x) = \frac{1}{\beta} \sum_{i=1}^{\beta} \frac{d}{dx} \mathbf{P}(U_{(i)} \leq x) = \frac{\alpha}{\beta} \sum_{i=1}^{\beta} C_{\alpha-1}^{i-1} x^{i-1} (1-x)^{\alpha-i}, \quad x \in (0, 1)$$

and

$$\frac{d^2}{dx^2} \mathbf{P}(U_{(\xi)} \leq x) = -\frac{\alpha!}{\beta!(\alpha - \beta - 1)!} x^{\beta-1} (1-x)^{\alpha-\beta-1}, \quad x \in (0, 1).$$

For the function $\Psi_{\alpha,\beta} := \Psi_{\mu_{\alpha,\beta}}$, we have

$$\Psi''_{\alpha,\beta}(x) = -x^{-1} \mathbf{B}(\beta + 1, \alpha - \beta)^{-1} x^{\beta} (1-x)^{\alpha-\beta-1} dx = \frac{d^2}{dx^2} \mathbf{P}(U_{(\xi)} \leq x), \quad x \in (0, 1).$$

Moreover, the functions $\Psi_{\alpha,\beta}$ and $\mathbf{P}(U_{(\xi)} \leq \cdot)$ coincide at 0 and at 1. Consequently, these functions are equal, and therefore,

$$\mathbf{P}(X_{(\xi)} \leq x) = \mathbf{P}(F^{-1}(U_{(\xi)}) \leq x) = \mathbf{P}(U_{(\xi)} \leq F(x)) = \Psi_{\alpha,\beta}(F(x)), \quad x \in \mathbb{R}.$$

Recalling (2.10), we obtain (2.18).

It is seen from the calculations given above that for Beta V@R the function $\psi_{\alpha,\beta} := \psi_{\mu_{\alpha,\beta}}$ has the form

$$\psi_{\alpha,\beta}(x) = \Psi'_{\alpha,\beta}(x) = \frac{d}{dx} \mathbf{P}(U_{(\xi)} \leq x) = \frac{\alpha}{\beta} \sum_{i=1}^{\beta} C_{\alpha-1}^{i-1} x^{i-1} (1-x)^{\alpha-i}, \quad x \in (0, 1). \quad (2.19)$$

Let us remark that, according to (2.5), Tail V@R admits the following representation: $\rho_{\lambda}(X) = \tilde{\mathbf{E}} q_{\xi}(X)$, where ξ is a random variable on some space $(\tilde{\Omega}, \tilde{\mathcal{F}}, \tilde{\mathbf{P}})$ with the uniform distribution on $[0, \lambda]$. Formula (2.18) can be rewritten as follows: $\rho_{\alpha,\beta}(X) = -\tilde{\mathbf{E}} q_{\xi}(\tilde{X})$, where \tilde{X} is a random variable distributed according to the empirical distribution constructed by X_1, \dots, X_{α} , ξ is an independent random variable with the uniform distribution on $[0, \beta/\alpha]$, and $\tilde{\mathbf{E}}$ means the averaging over empirical distributions. \square

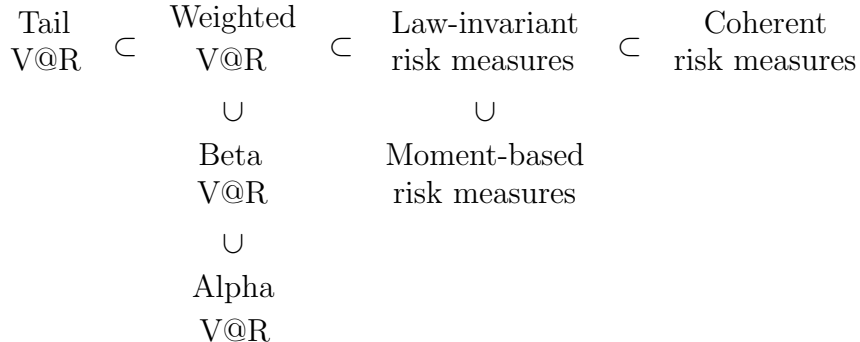
An important one-parameter family of coherent risk measures is obtained from Beta V@R by fixing the value $\beta = 1$.

Example 2.10 (Alpha V@R). Let $\alpha \in (1, \infty)$. *Alpha V@R of order α* is Beta V@R of order $(\alpha, 1)$. It is seen from (2.16) that α measures the risk aversion of ρ_{α} . Furthermore, it follows from (2.18) that, for $\alpha \in \mathbb{N}$,

$$\rho_{\alpha}(X) = -\mathbf{E} \min_{i=1, \dots, \alpha} X_i, \quad (2.20)$$

where X_1, \dots, X_{α} are independent copies of X . \square

The classes of risk measures described by Examples 2.5–2.10 are related by the following diagram:



In our opinion, the best classes are: Weighted V@R, Beta V@R, and Alpha V@R. All the empirical estimation procedures considered in the paper will be provided for these three classes.

3. Further examples. Coherent risk measures are primarily intended to assess the risk of non-Gaussian P&Ls. However, as an example, it is interesting to look at their values in the Gaussian case.

Example 2.11. (i) Let u be a law invariant coherent utility that is finite on Gaussian random variables. It is easy to see that then there exists $\gamma \in \mathbb{R}_+$ such that, for any Gaussian random variable X with mean m and variance σ^2 , we have $u(X) = m - \gamma\sigma$. In particular, if X is a d -dimensional Gaussian random vector with mean 0 and covariance matrix C , then $\rho(\langle h, X \rangle) = \gamma\langle h, Ch \rangle$, $h \in \mathbb{R}^d$.

(ii) For Tail V@R, we get an explicit form of the constant γ :

$$\gamma(\lambda) = -\frac{1}{\lambda\sqrt{2\pi}} \int_{-\infty}^{q_\lambda} x e^{-x^2/2} dx = \frac{1}{\lambda\sqrt{2\pi}} \int_{q_\lambda^2/2}^{\infty} e^{-y} dy = \frac{1}{\lambda\sqrt{2\pi}} e^{-q_\lambda^2/2},$$

where q_λ is the λ -quantile of the standard normal distribution (in order to check the second equality, one should consider separately the cases $\lambda \leq 1/2$ and $\lambda \geq 1/2$).

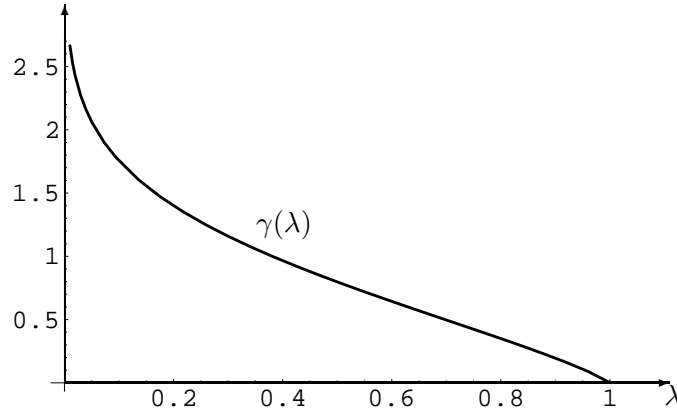


Figure 4. The form of $\gamma(\lambda)$

(iii) For Beta V@R, we have from (ii):

$$\gamma(\alpha, \beta) = \int_0^1 \frac{1}{\sqrt{2\pi} B(\beta + 1, \alpha - \beta)} e^{-q_x^2/2} x^{\beta-1/2} (1-x)^{\alpha-\beta-1} dx.$$

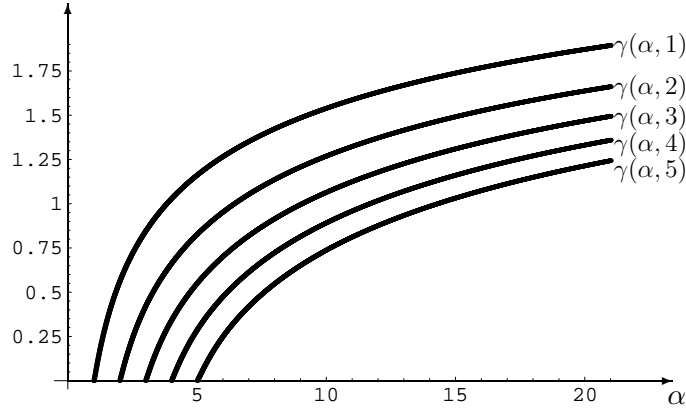


Figure 5. The form of $\gamma(\alpha, \beta)$

Let us also give a nice credit risk example, which illustrates the effect of coherent risk diversification achieved in large portfolios. The example is borrowed from [20].

Example 2.12. Let μ be a measure on $(0, 1]$ such that $\int_{(0,1]} \lambda^{-1} \mu(d\lambda) < \infty$ (for example, the weighting measures of Tail V@R, Beta V@R with $\beta > 0$, and Alpha V@R satisfy this condition). Let X_1, X_2, \dots be independent identically distributed integrable random variables. Set $S_n = X_1 + \dots + X_n$. By the law of large numbers, $S_n/n \xrightarrow{L^1} \mathbb{E}X$. Consequently, $u_\lambda(S_n/n) \rightarrow \mathbb{E}X$ for any $\lambda \in (0, 1]$. Using the estimate $|u_\lambda(\xi)| \leq \lambda^{-1} \mathbb{E}|\xi|$ and the Lebesgue dominated convergence theorem, we get

$$u_\mu\left(\frac{S_n}{n}\right) = \int_{(0,1]} u_\lambda\left(\frac{S_n}{n}\right) \mu(d\lambda) \xrightarrow{n \rightarrow \infty} \int_{(0,1]} u_\lambda(\mathbb{E}X) \mu(d\lambda) = \mathbb{E}X.$$

This result admits the following interpretation. If a firm gives many loans of size L to independent identical customers (so that the n -th customer returns back the random amount X_n), then the firm is on the safe side provided that $\mathbb{E}X \geq L$. \square

4. Empirical estimation. Here we will describe procedures for the empirical estimation of Alpha V@R, Beta V@R, and Weighted V@R, which serve as coherent counterparts of the historic V@R estimation (see [46; Sect. 6]). Let X be the increment of the value of some portfolio over the unit time period Δ .

In order to estimate Alpha V@R with $\alpha \in \mathbb{N}$, one should first choose the number of trials $K \in \mathbb{N}$ and generate independent draws $(x_{kl}; k = 1, \dots, K, l = 1, \dots, \alpha)$ of X . This can be done by one of the following techniques:

- Each x_{kl} is drawn uniformly from the recent T realizations x_1, \dots, x_T of X . For example, if Δ is one day (which is a typical choice), these are T recent daily increments of the value of the portfolio under consideration.
- Each x_{kl} is drawn from recent T realizations x_1, \dots, x_T of X , according to a probability measure ν on $\{1, \dots, T\}$. A natural example is: $T = \infty$, so that x_t is the increment of the portfolio's value over the interval $[-t\Delta, -(t-1)\Delta]$, where 0 is the current time instant; ν is the geometric distribution with a parameter λ . This method enables one to put more mass on recent realizations of X . It is at the basis of the *weighted historical simulation* (see [17; Sect. 5.3]). Typically, λ is chosen between 0.95 and 0.99.
- Each x_{kl} might be generated using the bootstrap method, i.e. we split the time axis into small intervals of length $n^{-1}\Delta$ and create each x_{kl} as a sum of the increments of the portfolio's value over n randomly chosen small intervals. The bootstrap method might be combined with the weighting described above, i.e. we take recent small intervals with a higher probability than old ones.

Having generated x_{kl} , one should calculate the array

$$l_k = \underset{l=1, \dots, \alpha}{\operatorname{argmin}} x_{kl}, \quad k = 1, \dots, K.$$

According to (2.20), an empirical estimate of $\rho_\alpha(X)$ is provided by

$$\rho_e(\tilde{X}) = -\frac{1}{K} \sum_{k=1}^K x_{kl_k}.$$

In order to estimate Beta V@R with $\alpha, \beta \in \mathbb{N}$, one should generate x_{kl} similarly. Let $l_{k1}, \dots, l_{k\beta}$ be the numbers $l \in \{1, \dots, \alpha\}$ such that the corresponding x_{kl} stand at

the first β places (in the increasing order) among $x_{k1}, \dots, x_{k\alpha}$. According to (2.18), an empirical estimate of $\rho_{\alpha,\beta}(X)$ is provided by

$$\rho_e(X) = -\frac{1}{K\beta} \sum_{k=1}^K \sum_{i=1}^{\beta} x_{kl_{ki}}.$$

In order to estimate Weighted V@R, one should fix a data set x_1, \dots, x_T and a measure ν on $\{1, \dots, T\}$. This can be done by one of the following techniques:

- The values x_1, \dots, x_T are recent T realizations of X .
- The values x_1, \dots, x_T are obtained through the bootstrap technique, i.e. each x_t is a sum of the increments of the portfolio's value over randomly chosen small intervals; ν is uniform.

Let $x_{(1)}, \dots, x_{(T)}$ be the values x_1, \dots, x_T in the increasing order. Define $n(t)$ through the equality $x_{(t)} = x_{n(t)}$. According to (2.8), an empirical estimate of $\rho_\mu(X)$ is provided by

$$\rho_e(X) = -\sum_{t=1}^T x_{n(t)} \int_{z_{t-1}}^{z_t} \psi_\mu(x) dx,$$

where $z_t = \sum_{i=1}^T \nu\{n(i)\}$ and ψ_μ is given by (2.7).

An advantage of Weighted V@R over Alpha V@R and Beta V@R is that it is a wider class. However, Beta V@R is already rather a flexible family. A big advantage of Alpha V@R and Beta V@R is that their empirical estimation procedure does not require the data ordering (the number of operations required to order the data set x_1, \dots, x_T is $T \ln T$; this is a particularly unpleasant number for $T = \infty$, which is one of typical possible choices in estimating Alpha V@R and Beta V@R). Note that, for estimating V@R from a data set of size T , one needs to order the time series, and the number of operations required grows quadratically in T . Thus, Alpha V@R and Beta V@R are not only much wiser than V@R; they are also estimated faster!

3 Factor Risk

1. L^1 -spaces. Let $(\Omega, \mathcal{F}, \mathbb{P})$ be a probability space and u be a coherent utility with the determining set \mathcal{D} .

For the theorems below, we need to define the L^1 -spaces associated with a coherent risk measure (they were introduced in [14]). The *weak* and *strong* L^1 -spaces are

$$\begin{aligned} L_w^1(\mathcal{D}) &= \{X \in L^0 : u(X) > -\infty, u(-X) > -\infty\}, \\ L_s^1(\mathcal{D}) &= \left\{X \in L^0 : \lim_{n \rightarrow \infty} \sup_{Q \in \mathcal{D}} \mathbb{E}_Q |X| I(|X| > n) = 0\right\}. \end{aligned}$$

Clearly, $L_s^1(\mathcal{D}) \subseteq L_w^1(\mathcal{D})$. In general, this inclusion might be strict. Indeed, let X_0 be a positive unbounded random variable with $\mathbb{P}(X_0 = 0) > 0$ and let $\mathcal{D} = \{Q \in \mathcal{P} : \mathbb{E}_Q X_0 = 1\}$. Then $X_0 \in L_w^1(\mathcal{D})$, but $X_0 \notin L_s^1(\mathcal{D})$. However, as shown by the examples below, in most natural situations these two spaces coincide and have a very simple form.

Example 3.1. (i) If $\mathcal{D} = \{Q\}$ is a singleton, then $L_w^1(\mathcal{D}) = L_s^1(\mathcal{D}) = L^1(Q)$, which motivates the notation.

(ii) For Weighted V@R, we have $L_w^1(\mathcal{D}_\mu) = L_s^1(\mathcal{D}_\mu)$ (see [14; Subsect. 2.2]), so we can denote this space simply by $L^1(\mathcal{D}_\mu)$. It is clear from (2.12) that $\mathbf{P} \in \mathcal{D}_\mu$, so that $L^1 \subseteq L^1(\mathcal{D}_\mu)$ (throughout the paper, L^1 stands for $L^1(\mathbf{P})$). In general, this inclusion can be strict. However, if $\int_{(0,1]} \lambda^{-1} \mu(d\lambda) < \infty$ (for example, the weighting measures of Tail V@R, Beta V@R with $\beta > 0$, and Alpha V@R satisfy this condition), then it is seen from (2.12) that all the densities from \mathcal{D}_μ are bounded by $\int_{(0,1]} \lambda^{-1} \mu(d\lambda)$, so that $L^1(\mathcal{D}_\mu) = L^1$.

(iii) If ρ is the moment-based risk measure of Example 2.8 with $\alpha > 0$, then clearly $L_w^1(\mathcal{D}) \subseteq L^p$ and $L^p \subseteq L_s^1(\mathcal{D})$, so that $L_w^1(\mathcal{D}) = L_s^1(\mathcal{D}) = L^p$. \square

2. Factor risk. Let Y be a random variable (resp., random vector) meaning the increment over the unit time period of some market factor (resp., several market factors).

Definition 3.2. The *factor utility* is

$$u^f(X; Y) = \inf_{\mathbf{Q} \in \mathbf{E}(\mathcal{D}|Y)} \mathbf{E}_{\mathbf{Q}} X,$$

where $\mathbf{E}(\mathcal{D}|Y) := \{\mathbf{E}(Z|Y) : Z \in \mathcal{D}\}$.

The *factor risk* is $\rho^f(X; Y) := -u^f(X; Y)$.

Remarks. (i) As \mathcal{D} is convex, $\mathbf{E}(\mathcal{D}|Y)$ is also convex.

(ii) If \mathcal{D} is convex and L^1 -closed, then $\mathbf{E}(\mathcal{D}|Y)$ is not necessarily L^1 -closed. As an example, consider $\Omega = [0, 1]^2$ endowed with the Lebesgue measure and let

$$\mathcal{D} = \left\{ \sum_{n=1}^{\infty} a_n Z_n : a_n \in \mathbb{R}_+, \sum_{n=1}^{\infty} a_n = 1 \right\},$$

where

$$Z_n(x_1, x_2) = \begin{cases} 1/n & \text{if } x_1 \leq 1/2, \\ 2n - 1 & \text{if } x_1 > 1/2 \text{ and } x_2 \leq 1/n, \\ 0 & \text{otherwise.} \end{cases}$$

Let $Y(x^1, x^2) = x^1$. Then

$$\mathbf{E}(Z_n|Y) \xrightarrow[n \rightarrow \infty]{L^1} 2I(x_1 > 1/2) \notin \mathbf{E}(\mathcal{D}|Y).$$

(iii) If \mathcal{D} is convex, L^1 -closed, and uniformly integrable, then $\mathbf{E}(\mathcal{D}|Y)$ is also convex, L^1 -closed, and uniformly integrable. Indeed, let $Z_n \in \mathcal{D}$ be such that $\mathbf{E}(Z_n|Y) \xrightarrow{L^1} Z$. By Komlos' principle of subsequences (see [39]), we can select a sequence $\tilde{Z}_n \in \text{conv}(Z_n, Z_{n+1}, \dots)$ such that $\tilde{Z}_n \xrightarrow{\text{a.s.}} \tilde{Z}$. As \mathcal{D} is convex and uniformly integrable, the convergence holds in L^1 and $\tilde{Z} \in \mathcal{D}$. Then $\mathbf{E}(\tilde{Z}|Y) = Z$, so that $\mathbf{E}(\mathcal{D}|Y)$ is L^1 -closed. Its uniform integrability is a well-known fact. \square

Theorem 3.3. For $X \in L_s^1(\mathcal{D}) \cap L_s^1(\mathbf{E}(\mathcal{D}|Y)) \cap L^1$, we have

$$u^f(X; Y) = u(\mathbf{E}(X|Y)).$$

This theorem follows from

Lemma 3.4. For $X \in L_s^1(\mathcal{D}) \cap L_s^1(\mathbb{E}(\mathcal{D}|Y)) \cap L^1$ and $Z \in \mathcal{D}$, we have $\mathbb{E}X\mathbb{E}(Z|Y) = \mathbb{E}\mathbb{E}(X|Y)Z$.

Proof. We can write $X = \xi_n + \eta_n$, where $\xi_n = XI(|X| \leq n)$, $\eta_n = XI(|X| > n)$, $n \in \mathbb{N}$. By the definition of L^1 -spaces, $\mathbb{E}|\eta_n|Z \rightarrow 0$ and $\mathbb{E}|\eta_n|\mathbb{E}(Z|Y) \rightarrow 0$. The equality

$$\mathbb{E}\xi_n\mathbb{E}(Z|Y) = \mathbb{E}\mathbb{E}(\xi_n|Y)\mathbb{E}(Z|Y) = \mathbb{E}\mathbb{E}(\xi_n|Y)Z$$

and the estimates

$$\mathbb{E}|\mathbb{E}(\eta_n|Y)|Z \leq \mathbb{E}\mathbb{E}(|\eta_n||Y)Z = \mathbb{E}\mathbb{E}(|\eta_n||Y)\mathbb{E}(Z|Y) = \mathbb{E}|\eta_n|\mathbb{E}(Z|Y)$$

yield the desired statement. \square

Recall that a probability space $(\Omega, \mathcal{F}, \mathbb{P})$ is called *atomless* if for any $A \in \mathcal{F}$ with $\mathbb{P}(A) > 0$, there exist $A_1, A_2 \in \mathcal{F}$ such that $A_1 \cap A_2 \neq \emptyset$ and $\mathbb{P}(A_i) > 0$.

Corollary 3.5. Suppose that $(\Omega, \mathcal{F}, \mathbb{P})$ is atomless and u is law invariant. Then, for $X \in L_s^1(\mathcal{D})$, we have

$$u^f(X; Y) = u(\mathbb{E}(X|Y)).$$

Proof. By Corollary A.2, $L_s^1(\mathbb{E}(\mathcal{D}|Y)) \subseteq L_s^1(\mathcal{D})$. Furthermore, it is clear from (2.12) that $\mathbb{P} \in \mathcal{D}_\mu$ for any μ , so that, by Theorem A.1, $\mathbb{P} \in \mathcal{D}$ and $L^1 \subseteq L_s^1(\mathcal{D})$. Now, the result follows from Theorem 3.3. \square

Example 3.6. Let u be a law invariant coherent utility that is finite on Gaussian random variables. Let $(X, Y) = (X, Y^1, \dots, Y^M)$ have a jointly Gaussian distribution. Denote $\bar{X} = X - \mathbb{E}X$, $\bar{Y} = Y - \mathbb{E}Y$. We can represent X as

$$X = \mathbb{E}X + \sum_{m=1}^M h^m \bar{Y}^m + \xi,$$

where $\mathbb{E}\xi = 0$ and ξ is independent of Y . Then

$$u^f(X; Y) = \mathbb{E}X - \gamma \left(\mathbb{E} \left(\sum_{m=1}^M h^m \bar{Y}^m \right)^2 \right)^{1/2} = \mathbb{E}X - \gamma |\text{pr}_{\text{Lin}(\bar{Y}^1, \dots, \bar{Y}^M)}(\bar{X})|,$$

where $\text{Lin}(\bar{Y}^1, \dots, \bar{Y}^M)$ denotes the linear space spanned by $\bar{Y}^1, \dots, \bar{Y}^M$, pr denotes the projection, and γ is provided by Example 2.11 (i).

Let us give an expression for $u^f(X; Y)$ in the matrix form. Denote $a^m = \text{cov}(X, Y^m)$ and let C be the covariance matrix of Y . Let L be the image of \mathbb{R}^M under the map $x \mapsto Cx$. Note that $a \in L$. The inverse $C^{-1} : L \rightarrow L$ is correctly defined. The vector h is found from the condition

$$\text{cov}(X^m - \langle h, Y \rangle, Y^m) = a^m - (Ch)^m = 0, \quad m = 1, \dots, M,$$

which shows that $h = C^{-1}a$. We have

$$|\text{pr}_{\text{Lin}(\bar{Y}^1, \dots, \bar{Y}^M)}(\bar{X})|^2 = \mathbb{E}\langle h, \bar{Y} \rangle^2 = \langle h, Ch \rangle = \langle C^{-1}a, a \rangle.$$

As a result,

$$u^f(X; Y) = \mathbb{E}X - \gamma \langle C^{-1}a, a \rangle^{1/2}.$$

In particular, if Y is one-dimensional, then

$$u^f(X; Y) = \mathbb{E}X - \gamma \frac{|\text{cov}(X, Y)|}{(\text{var } Y)^{1/2}}.$$

\square

From the financial point of view, $\rho^f(X; Y)$ means the risk of X in view of the uncertainty contained in Y . So, we could expect that passing from Y to a compound random vector (Y, Y') would increase ρ^f . The theorem below states that this is indeed true for law invariant risk measures.

Theorem 3.7. *Suppose that $(\Omega, \mathcal{F}, \mathbb{P})$ is atomless and u is law invariant. Then, for any random variable X and any random vectors Y, Y' , we have*

$$u^f(X; Y, Y') \leq u^f(X; Y).$$

Proof. By Theorem A.1, $\mathcal{D} = \bigcup_{\mu \in \mathfrak{M}} \mathcal{D}_\mu$ with some set \mathfrak{M} of probability measures on $(0, 1]$. It is seen from (2.12) and the Jensen inequality that

$$\begin{aligned} \mathbb{E}(\mathcal{D}_\mu | Y) &= \{Z \in L^0 : Z \text{ is } Y\text{-measurable, } Z \geq 0, \mathbb{E}Z = 1, \\ &\text{and } \mathbb{E}(Z - x)^+ \leq \Phi_\mu(x) \ \forall x \in \mathbb{R}_+\}, \end{aligned}$$

and the similar representation is true for $\mathbb{E}(\mathcal{D}_\mu | Y, Y')$. Now, it is clear from the Jensen inequality that $\mathbb{E}(\mathcal{D}_\mu | Y) \subseteq \mathbb{E}(\mathcal{D}_\mu | Y, Y')$, so that $\mathbb{E}(\mathcal{D} | Y) \subseteq \mathbb{E}(\mathcal{D} | Y, Y')$, and the result follows. \square

Remark. Coherent risk measures ρ with the property $\rho(\mathbb{E}(X | \mathcal{G})) \leq \rho(X)$ for any X and any sub- σ -field \mathcal{G} of \mathcal{F} are called *dilatation monotonous* (this property was introduced by J. Leitner [43]). Thus, Theorems 3.3 and 3.7 show that on an atomless space any law invariant risk measure is dilatation monotonous. \square

The example below shows that the condition of law invariance is important in Theorem 3.7.

Example 3.8. Let \mathcal{D} consist of a unique measure \mathbb{Q} . Take $Y = 0$ and let Y' be such that $\sigma(Y') = \mathcal{F}$. Then $u^f(X; Y) = \mathbb{E}X$, while $u^f(X; Y, Y') = u(X) = \mathbb{E}_{\mathbb{Q}}X$. Clearly, the inequality $\mathbb{E}_{\mathbb{Q}}X \leq \mathbb{E}X$ might be violated. \square

3. Factor model. The question that immediately arises in connection with the factor risks is: How close is $u^f(X; Y)$ to $u(X)$? Below we provide a sufficient condition for the closeness between $u^f(X; Y)$ and $u(X)$. This will be done within the framework of the factor model, which is very popular in statistics.

Let u be a law invariant coherent utility that is finite on Gaussian random variables and $F = (F^1, \dots, F^M)$ be a random vector whose components belong to $L_w^1(\mathcal{D})$. We will assume that $u(\langle b, F \rangle) < 0$ for any $b \in \mathbb{R}^M \setminus \{0\}$. Let

$$X_n = B_n F + \xi_n, \quad n \in \mathbb{N},$$

where B_n is $n \times M$ -matrix and $\xi_n = (\xi_n^1, \dots, \xi_n^n)$, where $\xi_n^1, \dots, \xi_n^n, F$ are independent and ξ_n^i is Gaussian with mean 0 and variance $(\sigma_n^i)^2$. We will assume that there exists a sequence (a_n) such that $a_n \rightarrow \infty$ and

$$\begin{aligned} a_n^{-1} \sum_{k=1}^n B_n^{km} &\xrightarrow[n \rightarrow \infty]{} b^m, \quad m = 1, \dots, M, \\ a_n^{-2} \sum_{k=1}^n (\sigma_n^k)^2 &\xrightarrow[n \rightarrow \infty]{} 0 \end{aligned}$$

with $b = (b^1, \dots, b^M) \neq 0$.

Theorem 3.9. *We have*

$$\frac{u^f\left(\sum_{k=1}^n X_n^k, F\right)}{u\left(\sum_{k=1}^n X_n^k\right)} \xrightarrow{n \rightarrow \infty} 1.$$

Proof. We have

$$a_n^{-1} u\left(\sum_{k=1}^n X_n^k\right) = u(\langle b_n, F \rangle + \eta_n),$$

where $b_n^m = a_n^{-1} \sum_{k=1}^n B_n^{km}$, $m = 1, \dots, M$, and η_n is Gaussian with mean 0 and variance $\sigma_n^2 = a_n^{-2} \sum_{k=1}^n (\sigma_n^k)^2$. Moreover, η_n is independent of F . Let η be a Gaussian random variable with mean 0 and variance 1 that is independent of F . In view of the law invariance of u ,

$$u(\langle b_n, F \rangle + \eta_n) = u(\langle b_n, F \rangle + \sigma_n \eta).$$

Consider the set $G = \text{cl}\{\mathbf{E}_Q(F, \eta) : Q \in \mathcal{D}\}$, where “cl” denotes the closure and \mathcal{D} is the determining set of u . In view of the inclusions $F^m \in L_w^1(\mathcal{D})$, $\eta \in L_w^1(\mathcal{D})$, the set G is a convex compact in \mathbb{R}^{M+1} (in the terminology of [14], G is the *generator* of (F, η) and u). Then

$$\begin{aligned} u(\langle b_n, F \rangle + \sigma_n \eta) &= \inf_{Q \in \mathcal{D}} \mathbf{E}_Q(\langle b_n, F \rangle + \sigma_n \eta) = \inf_{x \in G} \langle (b_n, \sigma_n), x \rangle \\ &\xrightarrow{n \rightarrow \infty} \inf_{x \in G} \langle (b, 0), x \rangle = \inf_{Q \in \mathcal{D}} \mathbf{E}_Q \langle b, F \rangle = u(\langle b, F \rangle). \end{aligned}$$

In a similar way we prove that

$$a_n^{-1} u^f\left(\sum_{k=1}^n X_n^k; F\right) = u(\langle b_n, F \rangle) \xrightarrow{n \rightarrow \infty} u(\langle b, F \rangle).$$

To complete the proof, it is sufficient to note that $u(\langle b, F \rangle) < 0$. □

4. Multifactor risk. The previous theorem shows that in order to assess the risk $\rho(X)$, one can take the main factors Y^1, \dots, Y^M driving risk, and then $\rho(X) \approx \rho^f(X; Y^1, \dots, Y^M)$. The question arises: What is the relationship between $\rho^f(X; Y^1, \dots, Y^M)$ and $\rho^f(X; Y^1) + \dots + \rho^f(X; Y^M)$? First, we provide a positive statement.

Proposition 3.10. *Assume that Y^1, \dots, Y^M are independent and $X = \sum_{m=1}^M X^m$, where X^m is Y^m -measurable, $X^m \in L_s^1(\mathcal{D}) \cap L_s^1(\mathbf{E}(\mathcal{D}|Y)) \cap L^1$, and $\mathbf{E}X^m = 0$. Then*

$$\rho^f(X; Y^1, \dots, Y^M) \leq \sum_{m=1}^M \rho^f(X; Y^m). \quad (3.1)$$

Proof. We have

$$\begin{aligned} \rho^f(X; Y^1, \dots, Y^M) &= \rho(\mathbf{E}(X | Y^1, \dots, Y^M)) = \rho(X), \\ \rho^f(X; Y^m) &= \rho(\mathbf{E}(X | Y^m)) = \rho(X^m), \end{aligned}$$

and the result follows from the subadditivity property of ρ . □

The conditions of the proposition are unrealistic because different factors are correlated. This might lead to violation of (3.1) as shown by the example below.

Example 3.11. Let (Y^1, Y^2) be a Gaussian random vector with mean 0 and covariance matrix

$$\begin{pmatrix} 1 & 1 - \varepsilon \\ 1 - \varepsilon & 1 \end{pmatrix}.$$

Take $X = Y^1 - Y^2$. Let ρ be a law invariant coherent risk measure that is finite on Gaussian random variables. Then

$$\rho^f(X; Y^1, Y^2) = \rho(X) = \gamma(\text{var}(Y^1 - Y^2))^{1/2} = \gamma\sqrt{2\varepsilon},$$

where γ is provided by Example 2.11 (i). On the other hand, by Example 3.6,

$$\rho^f(X; Y^n) = \gamma \frac{|\text{cov}(X, Y^n)|}{(\text{var } Y^n)^{1/2}} = \gamma\varepsilon, \quad n = 1, 2.$$

If ε is small enough, then the inequality $\gamma\sqrt{2\varepsilon} \leq 2\gamma\varepsilon$ is violated. □

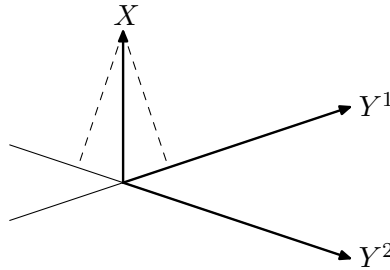


Figure 6. In Example 3.11, $\rho^f(X; Y^1; Y^2)/\gamma$ is the length of X , while $\rho^f(X; Y^n)/\gamma$ is the length of the projection of X on Y^n .

The effect described in this example has the following financial background. Suppose that we have several correlated factors Y^1, \dots, Y^M and a portfolio consisting of M parts, i.e. $X = \sum_m X^m$, where the risk of the m -th part is driven mainly by the m -th factor. Then X^m is correlated with Y^k for $m \neq k$ simply because Y^m and Y^k are correlated. Thus, when summing up $\rho^f(X; Y^m)$ over m , we are calculating the factor loading of Y^m in X^m once through the m -th factor risk and then several times more through the other correlated factor risks. This might lead to a significant increment as well as a significant reduction of the estimated risk (which was described by Example 3.11). In this situation, the right way to estimate $\rho(X)$ is to take $\rho^f(X^1; Y^1) + \dots + \rho^f(X^M; Y^M)$. Indeed, if each X^m corresponds to a big portfolio, then above results tell us that $\rho(X^m; Y^m) \approx \rho(X^m)$, and then

$$\rho(X) \leq \rho\left(\sum_{m=1}^M X^m\right) \approx \sum_{m=1}^M \rho^f(X^m; Y^m).$$

Another pleasant feature of this technique is that we estimate the m -th factor risk only for a part of the portfolio rather than the whole portfolio, which accelerates the computation speed.

However, it might happen that we cannot split a portfolio in several groups such that the risk of each group is affected by one factor only (for example, the risk of credit derivatives is affected by the whole yield curve). But then we might combine the one-factor and the multifactor techniques as follows. Suppose that we can split the factors

into several groups (thus we again have Y^1, \dots, Y^M , but now these random variables are multidimensional) and split the portfolio into M parts, i.e. $X = \sum_m X^m$, so that the risk of the m -th part is driven mainly by the m -th group of factors. Then we can assess the risk of the portfolio as $\rho^f(X^1; Y^1) + \dots + \rho^f(X^M; Y^M)$.

5. Empirical estimation. In view of Theorem 3.3, the empirical estimation of $\rho^f(X; Y)$ reduces to finding the function $f(y) = \mathbb{E}(X|Y = y)$ and then applying the procedures described at the end of Section 2 to $x_{kl} := f(y_{kl})$. However, for factor risks we can use one more convenient method of the choice of data.

Suppose that Y is one-dimensional and let σ be the current volatility of Y . It might be estimated through one of numerous well-known methods; in particular, σ might be the implied volatility. It is a widely accepted idea that volatility serves as the speed of growth of the inner time (known also as the business or operational time) for Y . In other words, if the current volatility is σ , then Y is currently oscillating at the speed σ^2 . Following this idea, we can take as the data for Y the values y_1, \dots, y_T , where y_t is the increment of Y over the time interval $[-t\sigma^2\Delta, -(t-1)\sigma^2\Delta]$ and Δ is the unit time period. Here it is reasonable to take standardized time series for Y rather than the ordinary one: we calculate empirically the integrated volatility and take its inverse as the time change to obtain standardized time series from the ordinary one. This approach enables one

- to use large data sets;
- to capture volatility predictions immediately.

If Δ is one day (which is a typical choice), then $\sigma^2\Delta$ would be a non-integer number of days, which is not very convenient. This can be overcome as follows. We choose a large number $n \in \mathbb{N}$ and split the time axis into small intervals of length $n^{-1}\Delta$. Then we approximate σ^2 by a rational number m/n and generate each y_t as a sum of increments of Y over m randomly chosen small intervals. In other words, this is a combination of the time change procedure with the bootstrap technique.

Instead of the time change procedure described above, one can also use the classical scaling procedure, which is at the basis of the *filtered historical simulation* (see [17; Sect. 5.6]). Namely, instead of altering the time step for y_t , we keep the same time step Δ , but multiply each y_t by the current volatility σ . As above, it is reasonable to take standardized time series for Y rather than the ordinary one: we divide each observed increment of Y by its volatility estimated through one of standard techniques (for example, GARCH).

Let us remark that both the time change and the scaling work only for one-dimensional Y s because if Y is multidimensional, its different components have different volatilities. This is a big advantage of one-factor risks.

4 Portfolio Optimization

1. Problem. Let $(\Omega, \mathcal{F}, \mathbb{P})$ be a probability space and u^1, \dots, u^M be coherent utilities with the determining sets $\mathcal{D}^1, \dots, \mathcal{D}^M$. A particular example we have in mind is $u^m = u^f(\cdot; Y^m)$, where Y^1, \dots, Y^M are the main factors driving the risk of a portfolio. Let $X^1, \dots, X^d \in \bigcap_m L_w^1(\mathcal{D}^m)$ be the P&Ls produced by traded assets over the unit time period, so that the space of possible P&Ls attained by various investment strategies is $\{\langle h, X \rangle : h \in \mathbb{R}^d\}$, where $X = (X^1, \dots, X^d)$. We will assume that $u^m(\langle h, X \rangle) < 0$ for any $h \in \mathbb{R}^d \setminus \{0\}$. This condition means that the risk of any trade is strictly positive and is known as the *No Good Deals* condition (see [14]). Let $E = (E^1, \dots, E^d)$ be the

vector of rewards for X^1, \dots, X^d . One might think of E as the vector of expectations ($\mathbb{E}X^1, \dots, \mathbb{E}X^d$). However, this is not the only interpretation of E . In general, we mean by E the vector of subjective assessments by some agent of the profitability of the assets X^1, \dots, X^d . In this case E need not be related to $\mathbb{E}X$, and $\mathbb{E}X$ can be equal to zero.

We will consider the Markowitz-type optimization problem, risk being measured not as variance, but rather as the vector of risks:

$$\begin{cases} \langle h, E \rangle \longrightarrow \max, \\ h \in \mathbb{R}^d, \\ \rho^m(\langle h, X \rangle) \leq c^m, \quad m = 1, \dots, M, \end{cases} \quad (4.1)$$

where $c^1, \dots, c^M \in (0, \infty)$ are fixed risk limits.

2. Geometric solution. The paper [15; Subsect. 2.2] contains a geometric solution of this problem with $M = 1$. Here we will present a similar geometric solution for an arbitrary M . Let us introduce the notation

$$\begin{aligned} G^m &= \text{cl}\{\mathbb{E}_Q X : Q \in \mathcal{D}^m\}, \quad m = 1, \dots, M, \\ G &= \text{conv}\{G^m/c^m : m = 1, \dots, M\}. \end{aligned}$$

Note that G^m, G are convex compacts in \mathbb{R}^d . According to the terminology of [14], G^m is the *generator* of X and u^m . The role of this set is seen from the equality

$$u^m(\langle h, X \rangle) = \inf_{x \in G^m} \langle h, x \rangle, \quad m = 1, \dots, M. \quad (4.2)$$

The right-hand side is the classical object of convex analysis termed the *support function* of the set G^m . The notion of the generator was found to be very convenient for the geometric solutions of various problems like capital allocation, portfolio optimization, pricing, and equilibrium (see [14], [15]). As $u^m(\langle h, X \rangle) < 0$ for any $h \in \mathbb{R}^d \setminus \{0\}$, the point 0 belongs to the interior of G . Let T be the intersection of the ray $(E, 0)$ with the border of G . Denote by N the set of inner normals to G at the point T (typically, N is a ray).

Theorem 4.1. *The set of solutions of problem (4.1) is $\{h \in N : \langle h, T \rangle = -1\}$ and the maximal $\langle h, E \rangle$ is $|E|/|T|$.*

Remark. Note that N is a non-empty cone, so that $\{h \in N : \langle h, T \rangle = -1\} \neq \emptyset$. Furthermore, $0 < |E|/|T| < \infty$. \square

Proof of Theorem 4.1. Using (4.2), we can write

$$(4.1) \iff \begin{cases} \langle h, E \rangle \longrightarrow \max, \\ h \in \mathbb{R}^d, \\ \inf_{x \in G^m} \langle h, x \rangle \geq -c^m \end{cases} \iff \begin{cases} \langle h, E \rangle \longrightarrow \max, \\ h \in \mathbb{R}^d, \\ \inf_{x \in G} \langle h, x \rangle \geq -1. \end{cases}$$

Denote $\{h \in N : \langle h, T \rangle = -1\}$ by H_* . For any $h \in H_*$, we have

$$\inf_{x \in G} \langle h, x \rangle = \langle h, T \rangle = -1$$

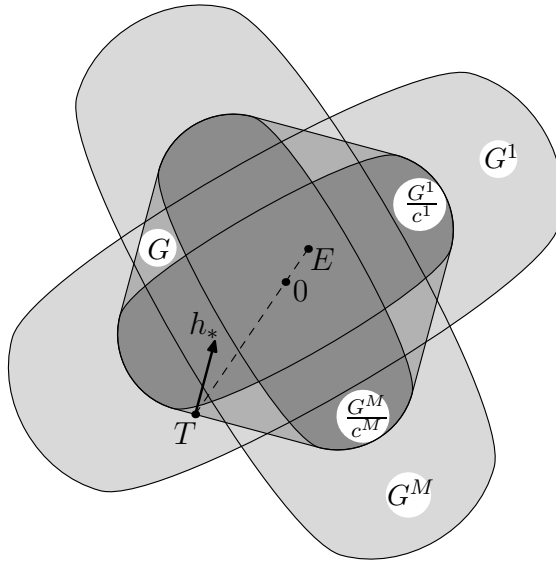


Figure 7. Solution of the optimization problem. Here h_* denotes the optimal h .

and

$$\langle h, E \rangle = -\frac{|E|}{|T|} \langle h, T \rangle = \frac{|E|}{|T|}. \quad (4.3)$$

If $h \notin H_*$ and $\inf_{x \in G} \langle h, x \rangle \geq -1$, then $\inf_{x \in G} \langle h, x \rangle < \langle h, T \rangle$, so that $\langle h, T \rangle > -1$, and, due to (4.3), $\langle h, E \rangle < |E|/|T|$. \square

Remark. We can also provide a geometric solution of (4.1) under portfolio constraints of the type $h \in H$, where H is a convex cone, and the ambiguity of the reward vector E . This is done by transforming (4.1) into the problem with one constraint as described above and then applying the result of [15; Subsect. 2.2], where the cone constraints and the ambiguity were taken into account. \square

Example 4.2. Let $X^1, \dots, X^d \in L^1(\mathcal{D}_\mu)$ and Y be an M -dimensional random vector. Then the generator of $u_\mu^f(\cdot; Y)$ and X has the form

$$\begin{aligned} \text{cl}\{E_Q X : Q \in \mathcal{E}(\mathcal{D}_\mu | Y)\} &= \text{cl}\left\{ \int_{\mathbb{R}^M} f(y) Z(y) Q(dy) : Z \geq 0, \int_{\mathbb{R}^M} Z(y) Q(dy) = 1, \right. \\ &\quad \left. \text{and } \int_{\mathbb{R}^M} (Z(y) - x)^+ Q(dy) \leq \Phi_\mu(x) \ \forall x \in \mathbb{R}_+ \right\}, \end{aligned}$$

where $f(y) = E(X|Y = y)$, $Q = \text{Law } Y$, and Φ_μ is given by (2.13). In order to prove this equality, denote its left-hand side by G and its right-hand side by G' . Due to (2.12),

$$\inf_{x \in G'} \langle h, x \rangle = u'_\mu(\langle h, f \rangle), \quad h \in \mathbb{R}^d,$$

where u'_μ is minus the Weighted V@R with the weighting measure μ on the probability space $(\mathbb{R}^M, \mathcal{B}(\mathbb{R}^M), Q)$. As u_μ and u'_μ depend only on the distribution of a random variable (this is seen from (2.6), (2.10)) and $\text{Law}_Q \langle h, f \rangle = \text{Law} \langle h, f(Y) \rangle$, we get

$$\begin{aligned} u'_\mu(\langle h, f \rangle) &= u_\mu(\langle h, f(Y) \rangle) = u_\mu(E(\langle h, X \rangle | Y)) = u^f(X; Y) \\ &= \inf_{Q \in \mathcal{E}(\mathcal{D}_\mu | Y)} E_Q \langle h, X \rangle = \inf_{x \in G} \langle h, x \rangle, \quad h \in \mathbb{R}^d. \end{aligned}$$

Thus, the support functions of G and G' coincide. Furthermore, both G and G' are convex and closed. As a result, $G = G'$. \square

3. Practical aspects. The geometric solution presented above provides a nice theoretical insight into the form of the optimal portfolio. It can be used if we have a model for the joint distribution of X^1, \dots, X^d . However, if we do not have such a model, but rather want to approach (4.1) empirically, then, instead of the geometric solution, the following straightforward procedure can be employed. First of all,

$$(4.1) \iff \begin{cases} \langle h, E \rangle \longrightarrow \max, \\ h \in \mathbb{R}^d, \\ \min_{m=1, \dots, M} \frac{u^m(\langle h, X \rangle)}{c^m} \geq -1. \end{cases}$$

Due to the scaling property, the solution to this problem coincides up to multiplication by a positive (easily computable) constant with the solution of the problem

$$\begin{cases} \min_{m=1, \dots, M} \frac{u^m(\langle h, X \rangle)}{c^m} \longrightarrow \max, \\ h \in \mathbb{R}^d, \\ \langle h, E \rangle = 1. \end{cases}$$

This is a problem of maximizing a convex functional over an affine space. A typical example we have in mind is $u^m = u^f(\cdot; Y^m)$, where u is one of u_μ , $u_{\alpha, \beta}$, or u_α . In this case the values $u^m(\langle h, X \rangle)$ can easily be estimated empirically through the procedures described at the end of Section 2.

If E is the vector of expected profits (EX^1, \dots, EX^d) , then its empirical estimation is known to be an extremely unpleasant problem (see the discussion in [9] and the 20's example in [34]), unlike the estimation of the volatility-type quantities u^m . The reason is that this vector is very close to zero, and therefore, its direction (which is in fact the input that we need) depends on the data in a very unstable way. One of possible ways to overcome this problem is to use theoretical estimates of E rather than empirical ones. For example, Sharpe's SML relation ([58]) implies that

$$E^i = \beta^i \times \text{const}, \quad i = 1, \dots, d$$

(recall that X^i is the *discounted* P&L produced by the i -th asset). Thus, the direction of E (and this is what we need) coincides with that of $(\beta^1, \dots, \beta^d)$.

5 Risk Contribution

1. Extreme measures. Let $(\Omega, \mathcal{F}, \mathbb{P})$ be a probability space and u be a coherent utility with the determining set \mathcal{D} . Let W be a random variable meaning the P&L produced by some portfolio over the unit time period.

The following definition was introduced in [14].

Definition 5.1. A measure $\mathbb{Q} \in \mathcal{D}$ is an *extreme measure* for W if $E_{\mathbb{Q}}W = u(W) \in (-\infty, \infty)$.

The set of extreme measures will be denoted by $\mathcal{X}_{\mathcal{D}}(W)$.

Proposition 5.2. *If the determining set \mathcal{D} is L^1 -closed and uniformly integrable, while $W \in L_s^1(\mathcal{D})$, then $\mathcal{X}_{\mathcal{D}}(W) \neq \emptyset$.*

Proof. It is clear that $u(X) \in (-\infty, \infty)$. Find a sequence $Z_n \in \mathcal{D}$ such that $\mathbb{E}Z_n X \rightarrow u(X)$. By the Dunford–Pettis criterion, \mathcal{D} is compact with respect to the weak topology $\sigma(L^1, L^\infty)$. Therefore, the sequence (Z_n) has a weak limit point $Z_\infty \in \mathcal{D}$. Clearly, the map $\mathcal{D} \ni Z \mapsto \mathbb{E}ZX$ is weakly continuous. Hence, $\mathbb{E}Z_\infty X = u(X)$, which means that $Z_\infty \in \mathcal{X}_{\mathcal{D}}(X)$. \square

Remark. It is seen from (2.12) that the determining set of Weighted V@R is L^1 -closed and uniformly integrable (note that $\Phi_\mu(x) \rightarrow 0$ as $x \rightarrow \infty$). \square

Example 5.3. (i) If $\lambda \in (0, 1]$ and $W \in L^1$, then

$$\begin{aligned} \mathcal{X}_{\mathcal{D}_\lambda}(W) = \{ & Z : Z \geq 0, \mathbb{E}Z = 1, Z = \lambda^{-1} \text{ a.s. on } \{W < q_\lambda(W)\}, \\ & \text{and } Z = 0 \text{ a.s. on } \{W > q_\lambda(W)\} \}, \end{aligned} \quad (5.1)$$

where \mathcal{D}_λ is given by (2.3). Indeed, if Z belongs to the right-hand side of (5.1), then, for any $Z' \in \mathcal{D}_\lambda$, we have

$$\begin{aligned} \mathbb{E}WZ' - \mathbb{E}WZ &= \mathbb{E}(W - q_\lambda(W))Z' - \mathbb{E}(W - q_\lambda(W))Z \\ &= \mathbb{E}[(W - q_\lambda(W))(Z' - \lambda^{-1})I(W - q_\lambda(W) < 0) \\ &\quad + (W - q_\lambda(W))Z'I(W - q_\lambda(W) > 0)]. \end{aligned}$$

It is seen that this quantity is positive and equals zero if and only if Z' belongs to the right-hand side of (5.1).

(ii) Let $\Omega = \{1, \dots, T\}$ and $W(t) = w_t$. Assume that $w_1 < \dots < w_T$. Set $z_t = \sum_{i=1}^t \mathbb{P}\{i\}$. It is seen from (i) that, for any $\lambda \in (0, 1]$, $\mathcal{X}_{\mathcal{D}_\lambda}(W)$ consists of the unique measure $\mathbb{Q}_\lambda(W)$ having the form

$$\mathbb{Q}_\lambda(W)\{i\} = \begin{cases} \lambda^{-1}\mathbb{P}\{i\}, & i \leq n-1, \\ 1 - \lambda^{-1}z_{n-1}, & i = n, \\ 0, & i > n, \end{cases}$$

where n is such that $z_{n-1} < \lambda \leq z_n$. This can be rewritten as

$$\mathbb{Q}_\lambda(W)\{i\} = \lambda^{-1} \int_0^\lambda I(z_{i-1} < x \leq z_i) dx, \quad i = 1, \dots, T.$$

It follows from [16; Prop. 6.2] that $\mathcal{X}_{\mathcal{D}_\mu}(W)$ consists of the unique measure $\mathbb{Q}_\mu(W) = \int_{(0,1]} \mathbb{Q}_\lambda(W) \mu(d\lambda)$. We have

$$\begin{aligned} \mathbb{Q}_\mu(W)\{i\} &= \int_{(0,1]} \int_0^\lambda \lambda^{-1} I(z_{i-1} < x \leq z_i) dx \mu(d\lambda) \\ &= \int_0^1 \int_{[x,1]} \lambda^{-1} I(z_{i-1} < x \leq z_i) \mu(d\lambda) dx \\ &= \int_0^1 I(z_{i-1} < x \leq z_n) \psi_\mu(x) dx \\ &= \int_{z_{n-1}}^{z_n} \psi_\mu(x) dx, \quad i = 1, \dots, T, \end{aligned}$$

where ψ_μ is given by (2.7).

(iii) If $W \in L^1(\mathcal{D}_\mu)$ has a continuous distribution, then $\mathcal{X}_{\mathcal{D}_\mu}(W)$ consists of the unique measure $\mathbf{Q}_\mu(W) = \psi_\mu(F(W))\mathbf{P}$, where F is the distribution function of W (for the proof, see [16; Sect. 6]). The measure \mathbf{Q}_μ has already appeared in (2.11).

(iv) Suppose that $\alpha, \beta \in \mathbb{N}$ and $W \in L^1(\mathcal{D}_\mu)$ has a continuous distribution. For Beta $V @ \mathbb{R}$, the measure $\mathbf{Q}_\mu(W)$ of the previous example gets a more concrete form $\mathbf{Q}_{\alpha, \beta}(W) = \psi_{\alpha, \beta}(F(W))\mathbf{P} = \varphi(W)\mathbf{P}$, where $\psi_{\alpha, \beta}$ is provided by (2.19).

Let us clarify the meaning of φ . Let W_1, \dots, W_α be independent copies of W , $W_{(1)}, \dots, W_{(\alpha)}$ be the corresponding order statistics, and ξ be an independent uniformly distributed on $\{1, \dots, \beta\}$ random variable. According to the reasoning of Example 2.9, the distribution function of $W_{(\xi)}$ is $\Psi_{\alpha, \beta} \circ F$, where

$$\Psi_{\alpha, \beta}(x) = \int_0^x \psi_{\alpha, \beta}(y) dy, \quad x \in [0, 1].$$

Consequently,

$$\frac{d \text{Law } W_{(\xi)}}{d \text{Law } W}(x) = \frac{d \Psi_{\alpha, \beta}(F(x))}{d F(x)} = \psi_{\alpha, \beta}(F(x)) = \varphi(x).$$

(v) For Alpha $V @ \mathbb{R}$ with $\alpha \in \mathbb{N}$, we have $\psi_\alpha(x) = \alpha(1-x)^{\alpha-1}$ and

$$\varphi(x) = \alpha(1 - F(x))^{\alpha-1} = \frac{d \text{Law } \min\{W_1, \dots, W_\alpha\}}{d \text{Law } W}. \quad \square$$

If an agent is using the classical expected utility $\mathbf{E}U(X)$ to assess the quality of his/her position, then there exists his/her “personal” measure with which he/she assesses the quality of any possible trade. This measure is given by $\mathbf{Q} = cU'(W_1)\mathbf{P}$, where W_1 is the agent’s wealth at the terminal date and c is the normalizing constant. The role of this measure is seen from the equality

$$\lim_{\varepsilon \downarrow 0} \varepsilon^{-1}(\mathbf{E}U(W_1 + \varepsilon X) - \mathbf{E}U(W_1)) = \mathbf{E}XU'(W_1) = c^{-1}\mathbf{E}_\mathbf{Q}X.$$

If X is the P&L produced by some trade and X is small as compared to W , then X is profitable for the agent if and only if $\mathbf{E}_\mathbf{Q}X > 0$. The extreme measure is the coherent substitute for this agent-specific measure as seen from Theorem 5.5 stated below.

2. Risk contribution. The following definition was introduced in [14].

Definition 5.4. The *utility contribution* is defined as

$$u^c(X; W) = \inf_{\mathbf{Q} \in \mathcal{X}_\mathcal{D}(W)} \mathbf{E}_\mathbf{Q}X, \quad X \in L^0.$$

The *risk contribution* is defined as $\rho^c(X; W) = -u^c(X; W)$.

If $\mathcal{X}_\mathcal{D}(W)$ is non-empty, then $u^c(\cdot; W)$ is a coherent utility.

Theorem 5.5. If \mathcal{D} is L^1 -closed and uniformly integrable and $X, W \in L_s^1(\mathcal{D})$, then

$$u^c(X; W) = \lim_{\varepsilon \downarrow 0} \varepsilon^{-1}(u(W + \varepsilon X) - u(W)).$$

For the proof, see [14; Subsect. 2.5].

For theoretical purposes, it is sometimes convenient to use a geometric representation of $u^c(X; W)$. Suppose that \mathcal{D} is L^1 -closed and uniformly integrable, while $X, W \in L_s^1(\mathcal{D})$. Denote by G the generator $\text{cl}\{\mathbf{E}_Q(X, W) : Q \in \mathcal{D}\}$ and set $e_1 = (1, 0)$, $e_2 = (0, 1)$. Then

$$\mathcal{X}_{\mathcal{D}}(W) = \{Q \in \mathcal{D} : \mathbf{E}_Q W = \min_{z \in G} \langle e_2, z \rangle\},$$

and therefore,

$$u^c(X; W) = \min\{x : (x, \min_{z \in G} \langle e_2, z \rangle) \in G\}. \quad (5.2)$$

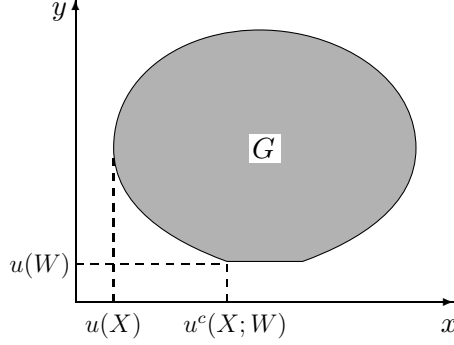


Figure 8. Geometric representation of $u^c(X; W)$

Example 5.6. (i) If W is a constant, then $\mathcal{X}_{\mathcal{D}}(W) = \mathcal{D}$, so that $u^c(X; W) = u(X)$.

(ii) If $X = \lambda W$ with $\lambda \in \mathbb{R}_+$, then $u^c(X; W) = \lambda u(W)$ provided that $\mathcal{X}_{\mathcal{D}}(W) \neq \emptyset$.

(iii) Let u be law invariant and (X, W) be jointly Gaussian. We assume that $X, W \in L_s^1(\mathcal{D})$ and that the covariance matrix C of (X, W) is non-degenerate. Set $\bar{X} = X - \mathbf{E}X$, $\bar{W} = W - \mathbf{E}W$. As (\bar{X}, \bar{W}) can be represented as $C^{1/2}V$, where V is a standard two-dimensional Gaussian random vector, the generator \bar{G} of (\bar{X}, \bar{W}) has the form $\bar{G} = C^{1/2}G_V$, where G_V is the generator of V . Clearly, G_V is the ball of radius γ , where γ is provided by Example 2.11 (i). Thus,

$$\bar{G} = \{x \in \mathbb{R}^2 : \langle C^{-1/2}x, C^{-1/2}x \rangle \leq \gamma^2\} = \{x \in \mathbb{R}^2 : \langle x, C^{-1}x \rangle \leq \gamma^2\}.$$

Set $e_1 = (1, 0)$, $e_2 = (0, 1)$. By (5.2), $u^c(\bar{X}, \bar{W}) = \langle e_1, z_* \rangle$, where $z_* = \text{argmin}_{z \in \bar{G}} \langle e_2, z \rangle$. The point z_* is found from the condition

$$0 = \left. \frac{d}{d\varepsilon} \right|_{\varepsilon=0} \langle z_* + \varepsilon e_1, C^{-1}(z_* + \varepsilon e_1) \rangle = 2\langle e_1, C^{-1}z_* \rangle,$$

which shows that $C^{-1}z_* = \alpha e_2$ with some $\alpha \leq 0$, i.e. $z_* = \alpha C e_2$. The constant α is found from the condition $\langle z_*, C^{-1}z_* \rangle = \gamma^2$, which shows that $\alpha = -\gamma \langle e_2, C e_2 \rangle^{-1/2}$. As a result,

$$u^c(X; W) = \mathbf{E}X + u^c(\bar{X}, \bar{W}) = \mathbf{E}X - \gamma \frac{\langle e_1, C e_2 \rangle}{\langle e_2, C e_2 \rangle^{1/2}} = \mathbf{E}X - \gamma \frac{\text{cov}(X, W)}{(\text{var } W)^{1/2}}.$$

Note that $u(X) = \mathbf{E}X - \gamma(\text{var } X)^{1/2}$. In particular, if $\mathbf{E}X = \mathbf{E}W = 0$, then

$$\frac{u^c(X; W)}{u(X)} = \text{corr}(X, W) = \frac{\text{V@R}^c(X; W)}{\text{V@R}(X)}, \quad (5.3)$$

where $V@R^c$ denotes the $V@R$ contribution (for the definition, see [46; Sect. 7]).

(iv) Let $\Omega = \{1, \dots, T\}$, $X(t) = x_t$, $W(t) = w_t$. Assume that all the values w_t are different. Let $w_{(1)}, \dots, w_{(T)}$ be the values w_1, \dots, w_T in the increasing order. Define $n(t)$ through the equality $w_{(t)} = w_{n(t)}$. According to Example 5.3 (ii),

$$u_\mu^c(X; W) = E_{Q_\mu(W)} X = \sum_{t=1}^T x_{n(t)} \int_{z_{t-1}}^{z_t} \psi_\mu(x) dx,$$

where $z_t = \sum_{i=1}^t P\{n(i)\}$ (cf. (2.8)).

(v) If $W \in L^1(\mathcal{D}_\mu)$ has a continuous distribution, then, according to Example 5.3 (iii),

$$u_\mu^c(X; W) = E_{Q_\mu(W)} X = EX\psi_\mu(F(W))$$

(cf. (2.11)). Note that this value is linear in X .

(vi) Suppose that $\alpha, \beta \in \mathbb{N}$, $X, W \in L^1$, and W has a continuous distribution. Let $(X_1, W_1), \dots, (X_\alpha, W_\alpha)$ be independent copies of (X, W) and ξ be an independent uniformly distributed on $\{1, \dots, \beta\}$ random variable. Let $W_{(1)}, \dots, W_{(\alpha)}$ be the corresponding order statistics. Define random variables $n(i)$ through the equality $W_{(i)} = W_{n(i)}$ (as W has a continuous distribution, all the values W_1, \dots, W_α are a.s. different, so that $n(i)$ is a.s. determined uniquely). We have (cf. (2.18))

$$\begin{aligned} EX_{n(\xi)} &= E\left[\frac{1}{\beta} \sum_{i=1}^{\beta} X_{n(i)}\right] \\ &= \frac{1}{\beta} \sum_{i=1}^{\beta} \sum_{j=1}^{\alpha} EX_j I(n(i) = j) \\ &= \frac{1}{\beta} \sum_{i=1}^{\beta} \sum_{j=1}^{\alpha} EX_j I\{i-1 \text{ members of } W_1, \dots, W_\alpha \text{ are smaller than } W_j \\ &\quad \text{and } \alpha-i \text{ members of } W_1, \dots, W_\alpha \text{ are greater than } W_j\} \\ &= \frac{1}{\beta} \sum_{i=1}^{\beta} \sum_{j=1}^{\alpha} E[X_j F(W_j)^{i-1} (1 - F(W_j))^{\alpha-i}] \\ &= \frac{\alpha}{\beta} \sum_{i=1}^{\beta} C_{\alpha-1}^{i-1} E[X F(W)^{i-1} (1 - F(W))^{\alpha-i}] \\ &= EX\psi_{\alpha, \beta}(F(W)) \\ &= u_{\alpha, \beta}^c(X; W). \end{aligned}$$

(vii) Suppose that $\alpha \in \mathbb{N}$, $X, W \in L^1$, and W has a continuous distribution. It follows from (vi) that

$$u_\alpha^c(X; W) = EX_{\underset{i=1, \dots, \alpha}{\operatorname{argmin}} W_i},$$

where $(X_1, W_1), \dots, (X_\alpha, W_\alpha)$ are independent copies of (X, W) . \square

3. Capital allocation. The notion of risk contribution is closely connected with the *capital allocation* problem. Suppose that a firm consists of several desks, i.e. $W = \sum_{n=1}^N W^n$, where W^n is the P&L produced by the n -th desk. The following definition was introduced in [20].

Definition 5.7. A collection x^1, \dots, x^N is a *capital allocation* between W^1, \dots, W^N if

$$\sum_{n=1}^N x^n = \rho\left(\sum_{n=1}^N W^n\right), \quad (5.4)$$

$$\sum_{n=1}^N h^n x^n \leq \rho\left(\sum_{n=1}^N h^n W^n\right) \quad \forall h^1, \dots, h^N \in \mathbb{R}_+. \quad (5.5)$$

From the financial point of view, x^i means the contribution of the i -th component to the total risk of the firm, or, equivalently, the capital that should be allocated to this component. In order to illustrate the meaning of (5.5), consider the example $h^n = I(n \in J)$, where J is a subset of $\{1, \dots, N\}$. Then (5.5) means that the capital allocated to a part of the firm does not exceed the risk carried by that part.

The following theorem was established in [14; Subsect. 2.4].

Theorem 5.8. Suppose that \mathcal{D} is L^1 -closed and uniformly integrable, while $W^1, \dots, W^N \in L_s^1(\mathcal{D})$. Then the set of solutions of the capital allocation problem has the form $\{-E_Q(W^1, \dots, W^N) : Q \in \mathcal{X}_{\mathcal{D}}(W)\}$.

If $\mathcal{X}_{\mathcal{D}}(W)$ consists of a unique measure Q , then the solution of the capital allocation problem is unique and has the form $(\rho^c(W^1; W), \dots, \rho^c(W^N; W))$. In particular, in this case

$$\rho(W) = -E_Q W = -\sum_{n=1}^N E_Q W^n = \sum_{n=1}^N \rho^c(W^n; W). \quad (5.6)$$

4. Tail correlation. It follows from the inclusion $\mathcal{X}_{\mathcal{D}}(W) \subseteq \mathcal{D}$ that $u^c(X; W) \geq u(X)$. Typically, for a random variable X meaning the P&L of some transaction, we have $u(X) < 0$ (i.e. its risk is strictly positive), so that

$$\varkappa(X; W) := \frac{u^c(X; W)}{u(X)} \leq 1.$$

The coefficient \varkappa is a good measure for the tail correlation between X and W (see (5.3)).

Let us recall that the standard *tail correlation* coefficient between X and W (see [47; Sect. 5.2.3]) is defined as $\lim_{\lambda \downarrow 0} c_\lambda(X; W)$, where

$$c_\lambda(X; W) = \frac{P(X \leq q_\lambda(X), W \leq q_\lambda(W))}{P(X \leq q_\lambda(X))} = \frac{EI(X \leq q_\lambda(X))I(W \leq q_\lambda(W))}{EI(X \leq q_\lambda(X))I(X \leq q_\lambda(X))}.$$

At the same time, $\varkappa(X; W)$ corresponding to $u = u_\lambda$ has the form

$$\varkappa_\lambda(X; W) = \frac{EXI(W \leq q_\lambda(W))}{EXI(X \leq q_\lambda(X))}.$$

This is the same as the expression for $c_\lambda(X; W)$ with $I(X \leq q_\lambda(X))$ being replaced by X . However, an essential difference between \varkappa and the standard tail correlation coefficient is that \varkappa is not symmetric in X, W .

Let us also remark that, for the Weighted V@R, $\varkappa(X; W)$ remains unchanged under monotonic transformations of W , i.e. $\varkappa(X; W) = \varkappa(X, f(W))$, where f is a strictly increasing function (this is seen from Example 5.6 (v)).

Let us study some basic properties of \varkappa . Two propositions below correspond to two extremes: no correlation and complete correlation.

Proposition 5.9. *Let $X, W \in L^1$ and suppose that W has a continuous distribution. Then $u_\lambda^c(X; W) = 0$ for any $\lambda \in (0, 1]$ if and only if $\mathbf{E}(X|W) = 0$.*

Proof. Set $Z_\lambda = \lambda^{-1}I(W \leq q_\lambda(W))$. According to Example 5.6 (v),

$$u_\lambda^c(X; W) = \lambda^{-1}\mathbf{E}X I(W \leq q_\lambda(W)) = \lambda^{-1} \int_{(-\infty, q_\lambda(W)]} g(w) \mathbf{Q}(dw), \quad \lambda \in (0, 1],$$

where $g(w) = \mathbf{E}(X|W = w)$ and $\mathbf{Q} = \text{Law } W$. Now, the result is obvious. \square

Recall that random variables X and W are called *comonotone* if $(X(\omega_2) - X(\omega_1))(W(\omega_2) - W(\omega_1)) \geq 0$ for $\mathbf{P} \times \mathbf{P}$ -a.e. ω_1, ω_2 .

Proposition 5.10. *Suppose that the support of μ is $[0, 1]$. Let $X, W \in L^1(\mathcal{D}_\mu)$. Then $u_\mu^c(X; W) = u_\mu(X)$ if and only if X and W are comonotone.*

Proof. Let us prove the “only if” part. The map $\mathcal{D}_\mu \ni Z \mapsto \mathbf{E}WZ$ is continuous with respect to the weak topology $\sigma(L^1, L^\infty)$. Hence, the set $\mathcal{X}_{\mathcal{D}_\mu}(W)$ is weakly closed. An application of the Hahn–Banach theorem shows that $\mathcal{X}_{\mathcal{D}_\mu}(W)$ is L^1 -closed. By Proposition 5.2, there exists $Z \in \mathcal{X}_{\mathcal{D}_\mu}(W)$ such that $\mathbf{E}XZ = u_\mu^c(X; W)$. According to [16; Th. 4.4], there exists a jointly measurable function $(Z(\lambda, \omega); \lambda \in (0, 1], \omega \in \Omega)$ such that $Z = \int_{(0,1]} Z_\lambda \mu(d\lambda)$ with $Z_\lambda \in \mathcal{D}_\lambda$ for any λ . Then

$$\int_{(0,1]} \mathbf{E}WZ_\lambda \mu(d\lambda) = \mathbf{E}WZ = u_\mu(W) = \int_{(0,1]} u_\lambda(W) \mu(d\lambda),$$

and it follows that $Z_\lambda \in \mathcal{X}_{\mathcal{D}_\lambda}(W)$ for μ -a.e. λ . Furthermore,

$$\int_{(0,1]} \mathbf{E}XZ_\lambda \mu(d\lambda) = \mathbf{E}XZ = u_\mu^c(X; W) = u_\mu(X) = \int_{(0,1]} u_\lambda(X) \mu(d\lambda),$$

and it follows that $Z_\lambda \in \mathcal{X}_{\mathcal{D}_\lambda}(X)$ for μ -a.e. λ . Thus, $\mathcal{X}_{\mathcal{D}_\lambda}(W) \cap \mathcal{X}_{\mathcal{D}_\lambda}(X) \neq \emptyset$ for μ -a.e. λ . Using (5.1), we get

$$\mathbf{P}(X > q_\lambda(X), W < q_\lambda(W)) = \mathbf{P}(X < q_\lambda(X), W > q_\lambda(W)) = 0 \quad (5.7)$$

for μ -a.e. λ . As the functions $q_\lambda(X)$ and $q_\lambda(W)$ are right-continuous in λ and the support of μ is $[0, 1]$, we deduce that (5.7) is satisfied for every $\lambda \in (0, 1]$. From this it is easy to deduce that $\mathbf{P}((X, W) \in f((0, 1])) = 1$, where $f(\lambda) = (q_\lambda(X), q_\lambda(W))$. Thus, X and W are comonotone.

Let us prove the “if” part. By [29; Lem. 4.83], there exists a random variable ξ and increasing functions f, g such that $X = f(\xi)$, $W = g(\xi)$. Set

$$Z_\lambda = \lambda^{-1}I(\xi < q_\lambda(\xi)) + cI(\xi = q_\lambda(\xi)),$$

where c is the constant such that $\mathbf{E}Z_\lambda = 1$. According to [16; Th. 4.4], $Z := \int_{(0,1]} Z_\lambda \mu(d\lambda) \in \mathcal{D}_\mu$. It is clear that $Z_\lambda \in \mathcal{X}_{\mathcal{D}_\lambda}(X) \cap \mathcal{X}_{\mathcal{D}_\lambda}(W)$. Hence,

$$\begin{aligned} \mathbf{E}WZ &= \int_{(0,1]} \mathbf{E}WZ_\lambda \mu(d\lambda) = \int_{(0,1]} u_\lambda(W) \mu(d\lambda) = u_\mu(W), \\ \mathbf{E}XZ &= \int_{(0,1]} \mathbf{E}XZ_\lambda \mu(d\lambda) = \int_{(0,1]} u_\lambda(X) \mu(d\lambda) = u_\mu(X). \end{aligned}$$

As a result, $Z \in \mathcal{X}_{\mathcal{D}_\mu}(W)$ and $u^c(X; W) \leq u_\mu(X)$. Since the reverse inequality is obvious, we get $u_\mu^c(X; W) = u_\mu(X)$. \square

5. Empirical estimation. In order to estimate empirically Alpha V@R contribution of X to W with $\alpha \in \mathbb{N}$, one should first choose the number of trials $K \in \mathbb{N}$ and generate independent draws $(x_{kl}, w_{kl}; k = 1, \dots, K, l = 1, \dots, \alpha)$ of (X, W) using one of procedures described at the end of Section 2. Having generated x_{kl}, w_{kl} , one should calculate the array

$$l_k = \underset{l=1, \dots, \alpha}{\operatorname{argmin}} w_{kl}, \quad k = 1, \dots, K.$$

According to Example 5.6 (vii), an empirical estimate of $\rho_\alpha^c(X; W)$ is provided by

$$\rho_e^c(X; W) = -\frac{1}{K} \sum_{k=1}^K x_{kl_k}.$$

In order to estimate Beta V@R contribution with $\alpha, \beta \in \mathbb{N}$, one should generate x_{kl}, w_{kl} similarly. Let $l_{k1}, \dots, l_{k\beta}$ be the numbers $l \in \{1, \dots, \alpha\}$ such that the corresponding w_{kl} stand at the first β places (in the increasing order) among $w_{k1}, \dots, w_{k\alpha}$. According to Example 5.6 (vi), an empirical estimate of $\rho_{\alpha, \beta}^c(X; W)$ is provided by

$$\rho_e^c(X; W) = -\frac{1}{K\beta} \sum_{k=1}^K \sum_{i=1}^{\beta} x_{kl_{ki}}.$$

In order to estimate Weighted V@R contribution, one should fix a data set $(x_1, w_1), \dots, (x_T, w_T)$ and a measure ν on $\{1, \dots, T\}$ using one of the procedures described at the end of Section 2. Let $w_{(1)}, \dots, w_{(T)}$ be the values w_1, \dots, w_T in the increasing order (we assume that all the w_t are different). Define $n(t)$ through the equality $w_{(t)} = w_{n(t)}$. According to Example 5.6 (iv), an empirical estimate of $\rho_\mu^c(X; W)$ is provided by

$$\rho_e^c(X; W) = -\sum_{t=1}^T x_{n(t)} \int_{z_{t-1}}^{z_t} \psi_\mu(x) dx,$$

where $z_t = \sum_{i=1}^T \nu\{n(i)\}$ and ψ_μ is given by (2.7).

6 Factor Risk Contribution

1. Factor risk contribution. Let $(\Omega, \mathcal{F}, \mathbb{P})$ be a probability space and u be a coherent utility with the determining set \mathcal{D} . Let Y be a random variable (resp., random vector) meaning the increment of some market factor (resp., factors) over the unit time period and W be a random variable meaning the P&L produced by some portfolio over the unit time period.

Definition 6.1. The *factor utility contribution* is

$$u^{fc}(X; Y; W) = \inf_{Q \in \mathcal{X}_{\mathcal{E}(\mathcal{D}|Y)}(W)} \mathbb{E}_Q X, \quad X \in L^0.$$

The *factor risk contribution* is $\rho^{fc}(X; Y; W) = -u^{fc}(X; Y; W)$.

The function $u^{fc}(\cdot; Y; W)$ is a coherent utility provided that $\mathcal{X}_{\mathcal{E}(\mathcal{D}|Y)}(W) \neq \emptyset$.

Proposition 6.2. *If \mathcal{D} is L^1 -closed and uniformly integrable, while $W \in L_s^1(\mathbb{E}(\mathcal{D}|Y))$, then $\mathcal{X}_{\mathbb{E}(\mathcal{D}|Y)}(W) \neq \emptyset$.*

Proof. By Remark (iii) following Definition 3.2, $\mathbb{E}(\mathcal{D}|Y)$ is L^1 -closed and uniformly integrable. Now, the result follows from Proposition 5.2. \square

Theorem 6.3. *If $X, W \in L_s^1(\mathcal{D}) \cap L_s^1(\mathbb{E}(\mathcal{D}|Y)) \cap L^1$, then*

$$u^{fc}(X; Y; W) = u^c(\mathbb{E}(X|Y); \mathbb{E}(W|Y)).$$

Proof. By Lemma 3.4,

$$\mathbb{E}W\mathbb{E}(Z|Y) = \mathbb{E}\mathbb{E}(W|Y)Z, \quad Z \in \mathcal{D}.$$

Thus,

$$\mathbb{E}(Z|Y) \in \mathcal{X}_{\mathbb{E}(\mathcal{D}|Y)}(W) \iff Z \in \mathcal{X}_{\mathcal{D}}(\mathbb{E}(W|Y)),$$

which means that

$$\mathcal{X}_{\mathbb{E}(\mathcal{D}|Y)}(W) = \mathbb{E}(\mathcal{X}_{\mathcal{D}}(\mathbb{E}(W|Y))|Y).$$

One more application of Lemma 3.4 yields

$$\mathbb{E}X\mathbb{E}(Z|Y) = \mathbb{E}\mathbb{E}(X|Y)Z, \quad Z \in \mathcal{D}.$$

As a result,

$$\begin{aligned} u^{fc}(X; Y; W) &= \inf_{Z \in \mathcal{X}_{\mathcal{D}}(\mathbb{E}(W|Y))} \mathbb{E}X\mathbb{E}(Z|Y) \\ &= \inf_{Z \in \mathcal{X}_{\mathcal{D}}(\mathbb{E}(W|Y))} \mathbb{E}\mathbb{E}(X|Y)Z \\ &= u^c(\mathbb{E}(X|Y); \mathbb{E}(W|Y)). \end{aligned} \quad \square$$

Corollary 6.4. *If \mathcal{D} is L^1 -closed and uniformly integrable, while $X, W \in L_s^1(\mathcal{D}) \cap L_s^1(\mathbb{E}(\mathcal{D}|Y)) \cap L^1$, then*

$$u^{fc}(X; Y; W) = \lim_{\varepsilon \downarrow 0} \varepsilon^{-1} (u^f(W + \varepsilon X; Y) - u^f(W; Y)).$$

Proof. Applying successively Theorems 6.3, 5.5, and 3.3, we get

$$\begin{aligned} u^{fc}(X; Y; W) &= u^c(\mathbb{E}(X|Y); \mathbb{E}(W|Y)) \\ &= \lim_{\varepsilon \downarrow 0} \varepsilon^{-1} (u(\mathbb{E}(W|Y) + \varepsilon \mathbb{E}(X|Y)) - u(\mathbb{E}(W|Y))) \\ &= \lim_{\varepsilon \downarrow 0} \varepsilon^{-1} (u^f(W + \varepsilon X; Y) - u^f(W; Y)) \end{aligned}$$

(in order to apply Theorem 5.5 in the second equality, we need to check that $\mathbb{E}(X|Y) \in L_s^1(\mathcal{D})$ and $\mathbb{E}(W|Y) \in L_s^1(\mathcal{D})$; this is done by the same argument as in the proof of Lemma 3.4). \square

Remark. If $(\Omega, \mathcal{F}, \mathbb{P})$ is atomless and u is law invariant, then, by Corollary A.2, the integrability condition on X, W in the above statements can be replaced by a weaker one: $X, W \in L_s^1(\mathcal{D})$. \square

Example 6.5. If W is a constant, then $\mathcal{X}_{\mathbf{E}(\mathcal{D}|Y)}(W) = \mathbf{E}(\mathcal{D}|Y)$, so that $u^{fc}(X; Y; W) = u^f(X; Y)$.

(ii) If $X = \lambda W$ with $\lambda \in \mathbb{R}_+$, then $u^{fc}(X; Y; W) = \lambda u^f(W; Y)$ provided that $\mathcal{X}_{\mathbf{E}(\mathcal{D}|Y)}(W) \neq \emptyset$.

(iii) Let u be law invariant and $(X, Y, W) = (X, Y^1, \dots, Y^M, W)$ be a non-degenerate Gaussian random vector such that each of its components belongs to $L_s^1(\mathcal{D})$. Let C denote the covariance matrix of Y and set $a^m = \text{cov}(X, Y^m)$, $b^m = \text{cov}(W, Y^m)$, $\bar{X} = X - \mathbf{E}X$, $\bar{Y} = Y - \mathbf{E}Y$, $\bar{W} = W - \mathbf{E}W$. We have (cf. Example 3.6) $\mathbf{E}(\bar{X}|\bar{Y}) = \langle C^{-1}a, \bar{Y} \rangle$, $\mathbf{E}(\bar{W}|\bar{Y}) = \langle C^{-1}b, \bar{Y} \rangle$, so that, by Theorem 6.3 and Example 5.6 (iii),

$$\begin{aligned} u^{fc}(X; Y; W) &= \mathbf{E}X + u^{fc}(\bar{X}; \bar{Y}; \bar{W}) \\ &= \mathbf{E}X + u^c(\langle C^{-1}a, \bar{Y} \rangle; \langle C^{-1}b, \bar{Y} \rangle) \\ &= \mathbf{E}X - \gamma \frac{\text{cov}(\langle C^{-1}a, \bar{Y} \rangle, \langle C^{-1}b, \bar{Y} \rangle)}{(\text{var} \langle C^{-1}b, \bar{Y} \rangle)^{1/2}} \\ &= \mathbf{E}X - \gamma \frac{\langle C^{-1}a, b \rangle}{\langle C^{-1}b, b \rangle^{1/2}}. \end{aligned}$$

In particular, if Y is one-dimensional, then

$$u^{fc}(X; Y; W) = \mathbf{E}X - \gamma \frac{\text{cov}(X, Y)}{(\text{var } Y)^{1/2}} \text{sgn } \text{cov}(W, Y).$$

If moreover, $\text{cov}(X, Y) > 0$ and $\text{cov}(W, Y) > 0$, then, recalling Example 3.6 and Example 5.6 (iii), we get

$$u^f(X; Y) = u^c(X; Y) = u^{fc}(X; Y; W) = \mathbf{E}X - \gamma \frac{\text{cov}(X, Y)}{(\text{var } Y)^{1/2}}. \quad \square$$

2. Empirical estimation. In view of Theorem 6.3, the empirical estimation of $\rho^{fc}(X; Y; W)$ reduces to finding the functions $f(y) = \mathbf{E}(X|Y = y)$, $g(y) = \mathbf{E}(W|Y = y)$ and then applying the procedures described at the end of Section 5 to $x_{kl} := f(y_{kl})$, $w_{kl} = g(y_{kl})$.

If Y is one-dimensional, one can create the data for Y using the time change or the scaling procedures described at the end of Section 3.

7 Optimal Risk Sharing

1. Problem. Let $(\Omega, \mathcal{F}, \mathbf{P})$ be a probability space and u^1, \dots, u^M be coherent utilities with the determining sets $\mathcal{D}^1, \dots, \mathcal{D}^M$. We assume that each \mathcal{D}^m is L^1 -closed and uniformly integrable. Suppose there is a firm consisting of N desks, and the n -th desk can invest into the assets that produce P&Ls $(X^{n1}, \dots, X^{nd^n})$. We assume that $X^{nk} \in L_s^1(\mathcal{D}^m)$ for any k, n, m . The set of P&Ls that the n -th desk can produce over a unit time period is $\{\langle h^n X^n \rangle : h^n \in H^n\}$, where $X^n = (X^{n1}, \dots, X^{nd^n})$ and H^n is a convex subset of \mathbb{R}^{d^n} with a non-empty interior meaning the constraint on the portfolio of the n -th desk. We assume that $u^m(\langle h^n, X^n \rangle) < 0$ for any $h^n \in H^n \setminus \{0\}$, which means that any possible trade has a strictly positive risk. Let $E^n \in \mathbb{R}^{d^n}$ be the vector of rewards for the assets available to the n -th desk. This is the vector of subjective assessments by the n -th desk of the profitability of the assets X^{n1}, \dots, X^{nd^n} .

We will consider the following optimization problem for the whole firm:

$$\begin{cases} \sum_n \langle h^n, E^n \rangle \rightarrow \max, \\ h^n \in H^n, \quad n = 1, \dots, N, \\ \rho^m(\sum_n \langle h^n, X^n \rangle) \leq c^m, \quad m = 1, \dots, M, \end{cases} \quad (7.1)$$

where $c^1, \dots, c^M \in (0, \infty)$ are fixed risk limits. This problem is a generalization of (4.1), which might be considered as the optimization problem for a separate desk. We will not try to solve (7.1) for the following reason: if this problem admitted a solution that can be implemented in practice, this would mean that the central management is able to optimize the firm's portfolio and there would be no need for the existence of separate desks. Instead of trying to solve (7.1), we will study the following question: *Is it possible to decentralize (7.1), i.e. to create for the desks conditions such that the global optimum is achieved when each desk acts optimally?*

Hypothesis 1. There exist c^{nm} such that if h_*^n satisfy the conditions

1. we have

$$\rho^m\left(\sum_{n=1}^N \langle h_*^n, X^n \rangle\right) \leq c^m, \quad m = 1, \dots, M,$$

and the equality is attained at least for one m ;

2. for each n , the vector h_*^n solves the problem

$$\begin{cases} \langle h^n, E^n \rangle \rightarrow \max, \\ h^n \in H^n, \\ \rho^m(\langle h^n, X^n \rangle) \leq c^{nm}, \quad m = 1, \dots, M, \end{cases} \quad (7.2)$$

then (h_*^1, \dots, h_*^N) solves (7.1).

This hypothesis is wrong as shown by the example below.

Example 7.1. Let $M = 1$, $N = 2$, u be a law invariant coherent utility that is finite on Gaussian random variables, $H^1 = \mathbb{R}$, $H^2 = \mathbb{R}^2$, and (X^1, X^{21}, X^{22}) have a jointly Gaussian distribution with a non-degenerate covariance matrix C . It was shown in [15; Subsect. 2.2] that the solution of (7.1) has the form

$$(h_*^1, h_*^{21}, h_*^{22}) = \text{const} \times C^{-1}(E^1, E^{21}, E^{22}).$$

Furthermore, the solution of (7.2) with $n = 2$ has the form

$$(\tilde{h}_*^{21}, \tilde{h}_*^{22}) = \text{const} \times \tilde{C}^{-1}(E^{21}, E^{22}),$$

where \tilde{C} is the covariance matrix of (X^{21}, X^{22}) (the constant here depends on c^{nm}). It is clear that there need not exist c^{nm} such that $(\tilde{h}_*^{21}, \tilde{h}_*^{22}) = (h_*^{21}, h_*^{22})$. \square

2. Limits on risk contribution. The reason why Hypothesis 1 is wrong is that in general

$$\rho\left(\sum_{n=1}^N \langle h^n, X^n \rangle\right) < \sum_{n=1}^N \rho(\langle h^n, X^n \rangle).$$

On the other hand, we typically have

$$\rho\left(\sum_{n=1}^N \langle h^n, X^n \rangle\right) = \sum_{n=1}^N \rho^c\left(\langle h^n, X^n \rangle; \sum_{n=1}^N \langle h^n, X^n \rangle\right)$$

(see (5.6)). This gives rise to

Hypothesis 2. Let $c^{nm} \in \mathbb{R}_+$ be such that $\sum_n c^{nm} = c^m$ for each m . If h_*^n satisfy the conditions

1. we have

$$\rho^m\left(\sum_{n=1}^N \langle h_*^n, X^n \rangle\right) \leq c^m, \quad m = 1, \dots, M,$$

and the equality is attained at least for one m ;

2. for each n , the vector h_*^n solves the problem

$$\begin{cases} \langle h^n, E^n \rangle \longrightarrow \max, \\ h^n \in H^n, \\ (\rho^m)^c(\langle h^n, X^n \rangle; \sum_n \langle h_*^n, X^n \rangle) \leq c^{nm}, \quad m = 1, \dots, M, \end{cases}$$

then (h_*^1, \dots, h_*^N) solves (7.1).

This hypothesis is also wrong as shown by the example below.

Example 7.2. Let $M = 1$, $N = 2$, u be a law invariant coherent utility, $H^1 = H^2 = \mathbb{R}$, $X^1, X^2 \in L_s^1(\mathcal{D})$ be jointly Gaussian with a non-degenerate covariance matrix, and $E^1 = E^2 = 1$. Take arbitrary $h_*^1, h_*^2 \in (0, \infty)$ such that $\rho(h_*^1 X^1 + h_*^2 X^2) = c$ and

$$\mathbb{E}X^n < \gamma \frac{\text{cov}(X^n, h_*^1 X^1 + h_*^2 X^2)}{(\text{var}(h_*^1 X^1 + h_*^2 X^2))^{1/2}}, \quad n = 1, 2,$$

where γ is provided by Example 2.11 (i). Set

$$c^n := \rho^c(h_*^n X^n; h_*^1 X^1 + h_*^2 X^2) = -h_*^n \mathbb{E}X^n + h_*^n \gamma \frac{\text{cov}(X^n, h_*^1 X^1 + h_*^2 X^2)}{(\text{var}(h_*^1 X^1 + h_*^2 X^2))^{1/2}}, \quad n = 1, 2$$

(we used Example 5.6 (iii)). Obviously, each h_*^n solves (7.2). On the other hand, (h_*^1, h_*^2) need not be optimal for (7.1). \square

3. Risk trading. The reason why Hypothesis 2 is wrong is that if one unit is more profitable than another, but it obtains a lower risk limit, then the global optimum cannot be achieved. In fact, if we replace fixed c^{nm} in Hypothesis 2 by the assumption “there exists $c^{nm} \dots$ ”, then (as follows from Theorem 7.3) the hypothesis becomes true. But this leaves open the problem of finding c^{nm} . Instead of trying to solve this problem, we will take another path. Let us assume that the desks are allowed to trade their risk limits, i.e. they establish themselves (through the supply–demand equilibrium) the price α^m for the m -th risk limit, so that if the n -th desk buys from the n' -th desk a units of the m -th risk limit, then the n -th desk pays the n' -th desk the amount $a\alpha^m$, the n -th desk raises its m -th risk limit by the amount a , and the n' -th desk lowers its m -th risk limit by the amount a .

Hypothesis 3. Let $c^{nm} \in \mathbb{R}_+$ be such that $\sum_n c^{nm} = c^m$ for each m . If $h_*^n \in H^n$, $a_*^{nm} \in \mathbb{R}$, and $\alpha_*^m \in \mathbb{R}_+$ satisfy the conditions

1. we have

$$\sum_{n=1}^N a_*^{nm} = 0, \quad m = 1, \dots, M;$$

2. we have

$$\rho^m \left(\sum_{n=1}^N \langle h_*^n, X^n \rangle \right) \leq c^m, \quad m = 1, \dots, M, \quad (7.3)$$

and the equality is attained at least for one m ;

3. $\alpha_*^m = 0$ for all m such that inequality (7.3) is strict;

4. for each n , the vectors h_*^n and $a_*^n = (a_*^{nm}; m = 1, \dots, M)$ solve the problem

$$\begin{cases} \langle h^n, E^n \rangle - \langle a^n, \alpha_* \rangle \longrightarrow \max, \\ h^n \in H^n, a^n \in \mathbb{R}^m, \\ (\rho^m)^c(\langle h^n, X^n \rangle; \sum_n \langle h_*^n, X^n \rangle) \leq c^{nm} + a^{nm}, m = 1, \dots, M, \end{cases}$$

then (h_*^1, \dots, h_*^N) solves (7.1).

This hypothesis is true (under minor technical assumptions) as shown by the theorem below.

Theorem 7.3. *Let $c^{nm} \in \mathbb{R}_+$ be such that $\sum_n c^{nm} = c^m$ for each m . Let h_*^n belong to the interior of H^n and assume that, for each m , the set $\mathcal{X}_{\mathcal{D}^m}(\sum_n \langle h_*^n, X^n \rangle)$ consists of a unique measure \mathbf{Q}^m . Then the following conditions are equivalent:*

- (i) h_*^1, \dots, h_*^N solve (7.1);
- (ii) there exist $a_*^{nm} \in \mathbb{R}$ and $\alpha_*^m \in \mathbb{R}_+$ that satisfy the conditions of Hypothesis 3;
- (iii) there exist $\alpha_*^m \in \mathbb{R}_+$ satisfying conditions 2, 3 of Hypothesis 3 and such that

$$E^n = - \sum_{m=1}^M \alpha_*^m \mathbf{E}_{\mathbf{Q}^m} X^n, \quad n = 1, \dots, N.$$

Moreover, the sets of possible α_* in (ii) and (iii) are the same.

Remark. The theorem shows that the system finds the optimum regardless of the allocation c^{nm} of risk limits. (The resulting rewards $\langle h_*^n, E^n \rangle - \langle a_*^n, \alpha_* \rangle$ depend on c^{nm} , but their sum does not depend on c^{nm} .) It is also clear from (iii) that the equilibrium prices α_*^m of risk limits do not depend on c^{nm} . \square

Proof of Theorem 7.3. (i) \Rightarrow (iii) Set

$$\begin{aligned} J &= \left\{ m : \rho^m \left(\sum_{n=1}^N \langle h_*^n, X^n \rangle \right) = c^m \right\}, \\ K &= \left\{ - \sum_{m \in J} \alpha^m \mathbf{E}_{\mathbf{Q}^m} (X^1, \dots, X^N) : \alpha^m \in \mathbb{R}_+ \right\}, \end{aligned}$$

so that K is a convex closed cone in \mathbb{R}^d , where $d = d^1 + \dots + d^N$. Suppose that $E := (E^1, \dots, E^N) \notin K$. By the Hahn–Banach theorem, there exists $h = (h^1, \dots, h^N) \in \mathbb{R}^d$ such that $\sup_{x \in K} \langle h, x \rangle \leq 0 < \langle h, E \rangle$. Consider $h^n(\varepsilon) = h_*^n + \varepsilon h^n$.

There exists $\delta > 0$ such that, for $\varepsilon \in (0, \delta)$, we have: $h^n(\varepsilon) \in H^n$ for any n and $\rho^m(\sum_n \langle h^n, X^n \rangle) < c^m$ for any $m \notin J$. Set

$$f(\varepsilon) = \sum_{n=1}^N \langle h^n(\varepsilon), E^n \rangle,$$

$$g^m(\varepsilon) = \rho^m\left(\sum_{n=1}^N \langle h^n(\varepsilon), X^n \rangle\right), \quad m \in J.$$

Then

$$\frac{d}{d\varepsilon}\Big|_{\varepsilon=0} f(\varepsilon) = \sum_{n=1}^N \langle h^n, E^n \rangle = \langle h, E \rangle > 0,$$

and, by Theorem 5.5,

$$\frac{d}{d\varepsilon}\Big|_{\varepsilon=0} g^m(\varepsilon) = -\mathbb{E}_{\mathbf{Q}^m} \sum_{n=1}^N \langle h^n, X^n \rangle \leq \sup_{x \in K} \langle h, x \rangle \leq 0, \quad m \in J.$$

Due to our assumptions, $g^m(0) > 0$. Then we can find $\varepsilon \in (0, \delta)$ and $\beta \in (0, 1)$ such that $\beta h^n(\varepsilon) \in H^n$ for each n , $\beta f(\varepsilon) > f(0)$, and $\beta g^m(\varepsilon) \leq g^m(0)$ for any $m \in J$. This means that

$$\sum_{n=1}^N \langle \beta h^n(\varepsilon), E^n \rangle > \sum_{n=1}^N \langle h_*^n, E^n \rangle$$

and

$$\rho^m\left(\sum_{n=1}^N \langle \beta h^n(\varepsilon), X^n \rangle\right) \leq c^m, \quad m = 1, \dots, M,$$

which is a contradiction. As a result, $E \in K$, which is the desired statement.

(iii) \Rightarrow (ii) It follows from the inequality

$$-\sum_{n=1}^N \mathbb{E}_{\mathbf{Q}^m} \langle h_*^n, X^n \rangle = \rho^m\left(\sum_{n=1}^N \langle h_*^n, X^n \rangle\right) \leq c^m = \sum_{n=1}^N c^{nm}, \quad m = 1, \dots, M$$

that we can choose a_*^{nm} in such a way that $\sum_n a_*^{nm} = 0$ for any m and $a_*^{nm} \geq -\mathbb{E}_{\mathbf{Q}^m} \langle h_*^n, X^n \rangle - c^{nm}$ for any n, m . Then

$$(\rho^m)^c\left(\langle h_*^n, X^n \rangle; \sum_{n=1}^N \langle h_*^n, X^n \rangle\right) = -\mathbb{E}_{\mathbf{Q}^m} \langle h_*^n, X^n \rangle \leq c^{nm} + a_*^{nm}, \quad m = 1, \dots, M.$$

Clearly, for $m \in J$, this inequality is the equality. Assume that there exist n and $h^n \in H^n$, $a^n \in \mathbb{R}^m$ such that

$$\langle h^n, E^n \rangle - \langle a^n, \alpha_* \rangle > \langle h_*^n, E^n \rangle - \langle a_*^n, \alpha_* \rangle,$$

$$(\rho^m)^c\left(\langle h^n, X^n \rangle; \sum_{n=1}^N \langle h_*^n, X^n \rangle\right) \leq c^{nm} + a^{nm}, \quad m = 1, \dots, M.$$

This means that, for $\Delta h^n = h^n - h_*^n$ and $\Delta a^n = a^n - a_*^n$, we have

$$\langle \Delta h^n, E^n \rangle > \langle \Delta a^n, \alpha_* \rangle,$$

$$\mathbb{E}_{\mathbf{Q}^m} \langle \Delta h^n, X^n \rangle \geq -\Delta a^{nm}, \quad m \in J.$$

This leads to the inequality

$$\langle \Delta h^n, E^n \rangle + \sum_{m \in J} \alpha_*^m \mathbb{E}_{Q^m} \langle \Delta h^n, X^n \rangle > 0,$$

which is a contradiction.

(ii) \Rightarrow (i) Suppose that there exist $h^n \in H^n$ such that

$$\begin{aligned} \sum_{n=1}^N \langle h^n, E^n \rangle &> \sum_{n=1}^N \langle h_*^n, E^n \rangle, \\ \rho^m \left(\sum_{n=1}^N \langle h^n, X^n \rangle \right) &\leq c^m, \quad m = 1, \dots, M. \end{aligned}$$

Then $h^n(\varepsilon) := h_*^n + \varepsilon(h^n - h_*^n) \in H^n$ for any $\varepsilon \in (0, 1)$. For $\Delta h^n = h^n - h_*^n$, we have $\sum_n \langle \Delta h^n, E^n \rangle > 0$, and, due to the convexity of the function $\varepsilon \mapsto \rho^m(\sum_n \langle h^n(\varepsilon), X^n \rangle)$,

$$\sum_{n=1}^N \mathbb{E}_{Q^m} \langle \Delta h^n, X^n \rangle = - \frac{d}{d\varepsilon} \Big|_{\varepsilon=0} \rho^m \left(\sum_{n=1}^N \langle h^n(\varepsilon), X^n \rangle \right) \geq 0, \quad m \in J.$$

This means that there exists n such that

$$\langle \Delta h^n, E^n \rangle > - \sum_{m \in J} \alpha_*^m \mathbb{E}_{Q^m} \langle \Delta h^n, X^n \rangle.$$

For this n , set $a^{nm} = a_*^{nm} - \mathbb{E}_{Q^m} \langle \Delta h^n, X^n \rangle$. Then

$$\langle h^n, E^n \rangle - \langle a^n, \alpha_* \rangle > \langle h_*^n, E^n \rangle - \langle a_*^n, \alpha_* \rangle.$$

Furthermore,

$$\begin{aligned} (\rho^m)^c \left(\langle h^n, X^n \rangle; \sum_{n=1}^N \langle h_*^n, X^n \rangle \right) &= - \mathbb{E}_{Q^m} \langle h_*^n, X^n \rangle - \mathbb{E}_{Q^m} \langle \Delta h^n, X^n \rangle \\ &= (\rho^m)^c \left(\langle h_*^n, X^n \rangle; \sum_{n=1}^N \langle h_*^n, X^n \rangle \right) + a^{nm} - a_*^{nm} \\ &\leq c^{nm} + a^{nm}, \quad m = 1, \dots, M, \end{aligned}$$

which is a contradiction.

In order to complete the proof, it is sufficient to show that any α_* satisfying (ii) also satisfies (iii). This is obvious. \square

8 Summary and Conclusion

1. Risk measurement. Consider a firm whose portfolio has the form $W = \sum_{n=1}^N W^n$. Here W is the P&L produced by the portfolio over the unit time period Δ , which is used as the basis for risk measurement (typically it is one day); W^n is the P&L of the n -th asset. Let X be the P&L produced by some additional asset or portfolio over the same period.

The empirical procedure to assess Alpha V@R risk of W and the risk contribution of X to W is:

1. Fix $\alpha \in \mathbb{N}$.
2. Choose a probability measure ν on the set of natural numbers, choose the number of trials $K \in \mathbb{N}$, and generate independent draws $(t_{kl}; k = 1, \dots, K, l = 1, \dots, \alpha)$ from the distribution ν . A natural choice for ν is a geometric distribution.
3. Calculate the array

$$l_k = \operatorname{argmin}_{l=1, \dots, \alpha} \sum_{n=1}^N w_{kl}^n, \quad k = 1, \dots, K.$$

Here w_{kl}^n is the increment of the value of the n -th asset in the portfolio over the time period $[-t_{kl}\Delta, -(t_{kl} - 1)\Delta]$ (the current time instant is 0)¹.

4. Calculate the empirical estimates of $\rho_\alpha(W)$ and $\rho_\alpha^c(X; W)$ by the formulas:

$$\rho_e(W) = -\frac{1}{K} \sum_{k=1}^K \sum_{n=1}^N w_{kl_k}^n,$$

$$\rho_e^c(X; W) = -\frac{1}{K} \sum_{k=1}^K x_{kl_k}.$$

Here x_{kl} is the realization of X (i.e. the increment of the value of the corresponding portfolio) over the time period $[-t_{kl}\Delta, -(t_{kl} - 1)\Delta]$.

Note that the same arrays (t_{kl}) and (l_k) are used for different X . If we measure risk on the daily basis, steps 1–3 can be performed only once a day (for example, in the night). Thus, in the morning the central desk announces the arrays (t_{kl}) and (l_k) , and when assessing the risk contribution of any trade X , any desk should simply take the realizations of X over the corresponding intervals and insert them into the formula for ρ_e^c . The number of operations required to generate (t_{kl}) and (l_k) is of order αNK ; the number of operations required to calculate ρ_e^c is of order K . In particular, we need not order the data set (which is needed for estimating V@R).

The above estimation procedure is completely non-linear. Moreover, it is completely empirical as it uses no model assumptions on the structure of X and W .

If $X = \sum_{j=1}^J X^j$ is itself a big portfolio (for example, the P&L produced by a desk of the firm), then both the theoretical risk contribution and its empirical estimate satisfy the linearity property:

$$\rho^c\left(\sum_{j=1}^J X^j; W\right) = \sum_{j=1}^J \rho^c(X^j; W).$$

The above procedure can be combined with the bootstrap technique, with obvious changes.

A similar procedure can be performed for Beta V@R. The difference is that one should additionally choose $\beta \in \{1, \dots, \alpha - 1\}$ and find the numbers $l_{k1}, \dots, l_{k\beta}$ such that the corresponding $\sum_n w_{kl}^n$ stand at the first β places (in the increasing order) among $\sum_n w_{k1}^n, \dots, \sum_n w_{k\alpha}^n$. Then the empirical estimates of $\rho_{\alpha, \beta}(W)$ and $\rho_{\alpha, \beta}^c(X; W)$ are pro-

¹Of course, if the price of the n -th asset is positive by its nature (for example, the n -th asset is a share), then one can use a finer procedure to determine w_{kl}^n , i.e. w_{kl}^n is the current value of the asset times its relative increment over the period $[-t_{kl}\Delta, -(t_{kl} - 1)\Delta]$.

vided by

$$\rho_e(W) = -\frac{1}{K\beta} \sum_{k=1}^K \sum_{i=1}^{\beta} \sum_{n=1}^N w_{kl_{ki}}^n,$$

$$\rho_e^c(X; W) = -\frac{1}{K\beta} \sum_{k=1}^K \sum_{i=1}^{\beta} x_{kl_{ki}}.$$

2. Factor risk measurement. The procedure to assess Alpha V@R factor risks of W and the factor risk contributions of X to W is:

1. Fix $\alpha \in \mathbb{N}$.
2. Choose the main market factors Y^1, \dots, Y^M affecting the risk of the portfolio. Here Y^m means the increment of the m -th factor over the unit time period.
3. Create procedures for calculating the functions $f^m(y) = \mathbb{E}(X|Y^m = y)$ and $g^{nm}(y) = \mathbb{E}(W^n|Y^m = y)$.
4. Choose a probability measure ν on the set of natural numbers, choose the number of trials K , and generate independent draws $(t_{kl}; k = 1, \dots, K, l = 1, \dots, \alpha)$ from the distribution ν .
5. Calculate the array

$$l_k^m = \operatorname{argmin}_{l=1, \dots, \alpha} \sum_{n=1}^N g^{nm}(y_{kl}^m), \quad k = 1, \dots, K, \quad m = 1, \dots, M.$$

Here y_{kl}^m is the increment of the m -th factor over the time period $[-t_{kl}(\sigma^m)^2\Delta, -(t_{kl} - 1)(\sigma^m)^2\Delta]$, where σ^m is the current volatility of the m -th factor (for example, the implied volatility). Instead of this time change procedure, one can use the scaling procedure.

6. Calculate the empirical estimates of $\rho_\alpha^f(W; Y^m)$ and $\rho_\alpha^{fc}(X; Y^m; W)$ by the formulas:

$$\rho_e^f(W; Y^m) = -\frac{1}{K} \sum_{k=1}^K \sum_{n=1}^N g^{nm}(y_{kl_k^m}^m), \quad m = 1, \dots, M,$$

$$\rho_e^{fc}(X; Y^m; W) = -\frac{1}{K} \sum_{k=1}^K f^m(y_{kl_k^m}^m), \quad m = 1, \dots, M.$$

All the pleasant features of risk estimates described above remain true for factor risks. Moreover, an important advantage of factor risks is that we can take an arbitrarily large data set y_1, \dots, y_T , while the joint data set w_t^n required for ordinary risk does not exist for large portfolios.

A similar procedure can be performed for Beta V@R. The difference is that one should additionally choose $\beta \in \{1, \dots, \alpha - 1\}$ and find the numbers $l_{k1}^m, \dots, l_{k\beta}^m$ such that the corresponding $\sum_n g^{nm}(y_{kl}^m)$ stand at the first β places (in the increasing order) among $\sum_n g^{nm}(y_{k1}^m), \dots, \sum_n g^{nm}(y_{k\alpha}^m)$. Then the empirical estimates of $\rho_{\alpha, \beta}^f(W; Y^m)$ and $\rho_{\alpha, \beta}^{fc}(X; Y^m; W)$ are provided by

$$\rho_e^f(W; Y^m) = -\frac{1}{K\beta} \sum_{k=1}^K \sum_{i=1}^{\beta} \sum_{n=1}^N g^{nm}(y_{kl_{ki}^m}^m), \quad m = 1, \dots, M,$$

$$\rho_e^{fc}(X; Y^m; W) = -\frac{1}{K\beta} \sum_{k=1}^K \sum_{i=1}^{\beta} f^m(y_{kl_{ki}^m}^m), \quad m = 1, \dots, M.$$

The functions g^{nm} should not be recalculated every day (if we measure risk on a daily basis); once computed, these functions might be used for rather a long period. Of course, the collection of assets in the portfolio changes each day, but the main part of this collection remains the same, so that when the $(N+1)$ -th asset appears in the portfolio, we should calculate $g^{N+1,m}$, $m = 1, \dots, M$, but we should not recalculate g^{nm} , $n = 1, \dots, N$, $m = 1, \dots, M$.

The factor risk estimation admits a multi-factor version: instead of considering M different factor risks, we consider one risk driven by the multidimensional factor $Y = (Y^1, \dots, Y^M)$. Alternatively, we could split the factors into M groups so that the increment of the m -th group is a random vector, which we still denote by Y^m , and split the portfolio into M groups so that the risk of the m -th group is driven mainly by the m -th group of factors. Then when dealing with the m -th factor risk we are considering only the m -th part of the portfolio. All the formulas remain the same with obvious changes.

3. Comparison of various techniques. In Table 1, we compare different risk measurement techniques proposed in this paper and several classical risk measurement techniques (see [46; Sect. 6] for their description). Let us briefly describe this table.

All the techniques, except for one-factor risk measurement, assess the overall risk. As shown by Example 3.11, the sum of one-factor risks need not exceed the multi-factor risk, so that the measurement of one-factor risks might be insufficient.

For the empirical risk estimation procedure described above, one requires the joint time series w_t^n for all the assets in the portfolio. However, different assets have different durations, so that a joint time series might exist only for small portfolios or portfolios consisting of long-living assets only. In contrast, all the other methods express the values of the assets through the main factors, and for the factors one can get arbitrarily large time series.

For one-factor risks we can use the time change technique described above, which enables one to react immediately to the volatility changes. For parametric V@R and Monte Carlo V@R, this can partially be done, but these methods require the covariance matrix for different assets, for which we should use historic data.

The speed of computations for one-factor coherent risks, multi-factor coherent risks, and historic V@R is approximately the same because in all these methods the main part of computations consists in finding the values $g^{nm}(y_{kl}^m)$.

The methods proposed in this paper deal with coherent risk. The arguments of Section 2 show that in many respects this is much wiser than the use of V@R.

All the methods of this paper admit simple calculation of risk contributions. For parametric V@R, this is also possible because there exist explicit formulas for Gaussian V@R contributions. For Monte Carlo V@R, the possibility to calculate risk contributions depends on the choice of the probabilistic model.

All the methods, except for parametric V@R, are completely non-linear.

Monte Carlo V@R might be performed both for Gaussian and non-Gaussian models, but for the latter ones this leads to a further decrease in the speed of computations.

The empirical risk estimation technique uses absolutely no model assumptions. As for the factor risks and historic V@R, there are no assumptions on the probabilistic structure of Y^m , but model assumptions are used when calculating the functions f^m , g^{nm} .

As the conclusion, the best methods are: one-factor and multi-factor coherent risk measurement. It might be reasonable to use both of them simultaneously.

Technique \ Properties	Assessment of the overall risk	Availability of data	Ability to capture volatility predictions	Speed of computations	Coherence properties	Ability to calculate risk contributions	Ability to capture non-linearity	Ability to capture non-normality	Model independence
Ordinary risk	●	●	○	●	●	●	●	●	●
Multi-factor risk	●	●	○	●	●	●	●	●	●
One-factor risk	○	●	●	●	●	●	●	●	●
Parametric V@R	●	●	●	●	○	●	○	○	○
Monte Carlo V@R	●	●	●	○	○	●	●	●	○
Historic V@R	●	●	○	●	○	○	●	●	●

Table 1. Comparison of various risk measurement techniques. The relative strengths of different methods are shown by the extent of shading.

4. Risk management. Two practical recommendations of this paper concerning risk management are as follows:

1. The central management of a firm should impose the limits not on the outstanding risks (resp., factor risks) of the desks' portfolios, but rather on their risk contributions (resp., factor risk contributions) to the capital of the whole firm. In view of the formulas given above, this can be done simply by announcing the arrays (t_{kl}) and (l_k) (resp., (t_{kl}) and (l_k^m)).
2. If the desks are allowed to trade these risk limits within the firm, then the corresponding competitive optimum is in fact the global optimum for the whole firm, regardless of the initial allocation of the risk limits.

Appendix: L^0 Version of the Kusuoka Theorem

Theorem A.1. *Let $(\Omega, \mathcal{F}, \mathbb{P})$ be atomless and u be a coherent utility on L^0 with the determining set \mathcal{D} . The following conditions are equivalent:*

- (i) *u is law invariant;*
- (ii) *\mathcal{D} is law invariant (i.e. if $Z \in \mathcal{D}$ and $Z' \stackrel{\text{Law}}{=} Z$, then $Z' \in \mathcal{D}$);*
- (iii) *there exists a set \mathfrak{M} of probability measures on $(0, 1]$ such that*

$$u(X) = \inf_{\mu \in \mathfrak{M}} u_\mu(X), \quad X \in L^0;$$

- (iv) *there exists a set \mathfrak{M} of probability measures on $(0, 1]$ such that $\mathcal{D} = \bigcup_{\mu \in \mathfrak{M}} \mathcal{D}_\mu$.*

Proof. In essence, the reasoning will follow the lines of the proof of the L^∞ -version of the theorem borrowed from [29; Sect. 4.5].

(i) \Rightarrow (ii) As $(\Omega, \mathcal{F}, \mathbf{P})$ is atomless, it supports a random variable X with any given distribution \mathbf{Q} on the real line. Then the equality $\tilde{u}(\mathbf{Q}) := u(X)$ correctly defines a function on the set of distributions. By the definition,

$$\begin{aligned}\mathcal{D} &= \{Z : Z \geq 0, \mathbf{E}Z = 1, \text{ and } \mathbf{E}XZ \geq u(X) \forall X \in L^0\} \\ &= \bigcap_{\mathbf{Q}} \{Z : Z \geq 0, \mathbf{E}Z = 1, \text{ and } \mathbf{E}XZ \geq \tilde{u}(\mathbf{Q}) \forall X \text{ with } \text{Law } X = \mathbf{Q}\},\end{aligned}$$

where the intersection is taken over all the probability measures on \mathbb{R} . By the Hardy–Littlewood inequality (see [29; Th. A.24]),

$$\begin{aligned}\mathbf{E}X^+Z &\geq \int_0^1 q_s(X^+)q_{1-s}(Z)ds = \int_{F(0)}^1 q_s(X)q_{1-s}(Z)ds, \\ \mathbf{E}X^-Z &\leq \int_0^1 q_s(X^-)q_s(Z)ds = \int_0^1 q_{1-s}(X^-)q_{1-s}(Z)ds = - \int_0^{F(0)} q_s(X)q_{1-s}(Z)ds,\end{aligned}$$

where F is the distribution function of X . Consequently,

$$\mathbf{E}XZ \geq \int_0^1 q_s(X)q_{1-s}(Z)ds. \quad (\text{a.1})$$

Fix Z and a probability measure \mathbf{Q} on \mathbb{R} . As $(\Omega, \mathcal{F}, \mathbf{P})$ is atomless, Z can be represented as $q_U(Z)$ with a uniformly distributed on $[0, 1]$ random variable U . Then $X := q_{1-U}(\mathbf{Q})$ has the distribution \mathbf{Q} ($q_\lambda(\mathbf{Q})$ is the λ -quantile of \mathbf{Q}). Obviously,

$$\mathbf{E}XZ = \int_0^1 q_s(\mathbf{Q})q_{1-s}(Z)ds.$$

Combining this with (a.1), we get

$$\inf_{X: \text{Law } X = \mathbf{Q}} \mathbf{E}ZX = \int_0^1 q_s(\mathbf{Q})q_{1-s}(Z)ds.$$

Thus, the set $\{Z : \mathbf{E}ZX \geq \tilde{u}(\mathbf{Q}) \forall X \text{ with } \text{Law } X = \mathbf{Q}\}$ is law invariant. Hence, \mathcal{D} is law invariant.

(ii) \Rightarrow (iii) The law invariance of \mathcal{D} means that there exists a set \mathfrak{Q} of probability measures on \mathbb{R}_+ such that $\mathcal{D} = \{Z : \text{Law } Z \in \mathfrak{Q}\}$. Fix $\mathbf{Q} \in \mathfrak{Q}$. There exists a unique measure $\mu = \mu(\mathbf{Q})$ on $(0, 1]$ such that $\psi_\mu(x) = q_{1-x}(\mathbf{Q})$, $x \in (0, 1]$ (ψ_μ is given by (2.7)). Clearly, μ is positive and

$$\begin{aligned}\mu((0, 1]) &= \int_{(0, 1]} \int_{(0, y]} y^{-1} dx \mu(dy) = \int_0^1 \int_{[x, 1]} y^{-1} \mu(dy) dx \\ &= \int_0^1 q_{1-x}(\mathbf{Q}) dx = \int_{\mathbb{R}_+} x \mathbf{Q}(dx) = 1.\end{aligned}$$

Applying the same argument as above and recalling (2.6), we get

$$\inf_{Z: \text{Law } Z = \mathbf{Q}} \mathbf{E}XZ = \int_0^1 q_s(X)q_{1-s}(\mathbf{Q})ds = \int_0^1 q_s(X)\psi_\mu(X)ds = u_\mu(X), \quad X \in L^0. \quad (\text{a.2})$$

As a result,

$$u(X) = \inf_{Z \in \mathcal{D}} \mathbf{E}XZ = \inf_{\mathbf{Q} \in \mathfrak{Q}} \inf_{Z: \text{Law } Z = \mathbf{Q}} \mathbf{E}XZ = \inf_{\mathbf{Q} \in \mathfrak{Q}} u_{\mu(\mathbf{Q})}(X), \quad X \in L^0. \quad (\text{a.3})$$

(iii) \Rightarrow (i) This implication follows from the law invariance of u_μ .

(ii) \Rightarrow (iv) It follows from (a.2) that $\{Z : \text{Law } Z = \mathbf{Q}\} \subseteq \mathcal{D}_{\mu(\mathbf{Q})}$. Hence, $\mathcal{D} \subseteq \bigcup_{\mathbf{Q} \in \mathfrak{Q}} \mathcal{D}_{\mu(\mathbf{Q})}$. On the other hand, if $Z \in \mathcal{D}_{\mu(\mathbf{Q})}$ with some $\mathbf{Q} \in \mathfrak{Q}$, then, by (a.3),

$$\mathbb{E}XZ \geq u_{\mu(\mathbf{Q})}(X) \geq u(X), \quad X \in L^0,$$

so that, by definition, $Z \in \mathcal{D}$. Hence, $\mathcal{D} = \bigcup_{\mathbf{Q} \in \mathfrak{Q}} \mathcal{D}_{\mu(\mathbf{Q})}$.

(iv) \Rightarrow (ii) This implication follows from the law invariance of \mathcal{D}_μ , which is seen from (2.12). \square

Corollary A.2. *Let $(\Omega, \mathcal{F}, \mathbf{P})$ be atomless, u be a law invariant coherent utility with the determining set \mathcal{D} , and Y be a random vector. Then $\mathbb{E}(\mathcal{D}|Y) \subseteq \mathcal{D}$.*

Proof. By Theorem A.1, $\mathcal{D} = \bigcup_{\mu \in \mathfrak{M}} \mathcal{D}_\mu$ with some set \mathfrak{M} of probability measures on $(0, 1]$. Using representation (2.12), the convexity of the function Φ_μ given by (2.13), and the Jensen inequality, we get $\mathbb{E}(\mathcal{D}_\mu|Y) \subseteq \mathcal{D}_\mu$, which yields the desired statement. \square

The following example shows that the law invariance condition in the preceding corollary is essential.

Example A.3. Let $\mathcal{D} = \{Z\}$, where $Z \neq 1$. Let Y be independent of $d\mathbf{Q}/d\mathbf{P}$. Then $\mathbb{E}(\mathcal{D}|Y) = \{1\} \not\subseteq \mathcal{D}$. \square

References

- [1] *C. Acerbi*. Spectral measures of risk: a coherent representation of subjective risk aversion. *Journal of Banking and Finance*, **26** (2002), No. 7, p. 1505–1518.
- [2] *C. Acerbi*. Coherent representations of subjective risk aversion. In: G. Szegö (Ed.). *Risk measures for the 21st century*. Wiley, 2004, p. 147–207.
- [3] *C. Acerbi, D. Tasche*. On the coherence of expected shortfall. *Journal of Banking and Finance*, **26** (2002), No. 7, p. 1487–1503.
- [4] *P. Artzner, F. Delbaen, J.-M. Eber, D. Heath*. Thinking coherently. *Risk*, **10** (1997), No. 11, p. 68–71.
- [5] *P. Artzner, F. Delbaen, J.-M. Eber, D. Heath*. Coherent measures of risk. *Mathematical Finance*, **9** (1999), No. 3, p. 203–228.
- [6] *P. Artzner, F. Delbaen, J.-M. Eber, D. Heath*. Risk management and capital allocation with coherent measures of risk. Unpublished working paper, ETH Zurich.
- [7] *P. Barrieu, N. El Karoui*. Inf-convolution of risk measures and optimal risk transfer. *Finance and Stochastics*, **9** (2005), p. 269–298.
- [8] *P. Barrieu, N. El Karoui*. Pricing, hedging, and optimally designing derivatives via minimization of coherent risk measures. Preprint, available at: <http://www.cmap.polytechnique.fr/preprint>.
- [9] *F. Black*. Estimating expected return. *Financial Analysts Journal*, 1995, p. 168–171.
- [10] *G. Carlier, R.A. Dana*. Core of convex distortions of a probability. *Journal of Economic Theory*, **113** (2003), No. 2, p. 199–222.
- [11] *P. Carr, H. Geman, D. Madan*. Pricing and hedging in incomplete markets. *Journal of Financial Economics*, **62** (2001), p. 131–167.
- [12] *P. Carr, H. Geman, D. Madan*. Pricing in incomplete markets: from absence of good deals to acceptable risk. In: G. Szegö (Ed.). *Risk measures for the 21st century*. Wiley, 2004, p. 451–474.
- [13] *P. Cheridito, F. Delbaen, M. Kupper*. Dynamic monetary risk measures for bounded discrete-time processes. Article math.PR/0410453 on Mathematics ArXiv, <http://arxiv.org>.
- [14] *A.S. Cherny*. Pricing with coherent risk. Preprint, available at: <http://mech.math.msu.su/~cherny>.
- [15] *A.S. Cherny*. Equilibrium with coherent risk. Preprint, available at: <http://mech.math.msu.su/~cherny>.
- [16] *A.S. Cherny*. Weighted V@R and its properties. To be published in *Finance and Stochastics*. Available at: <http://mech.math.msu.su/~cherny>.
- [17] *P. Christoffersen*. *Elements of financial risk management*. Academic Press, 2003.

- [18] *J. Cvitanic, I. Karatzas.* On dynamic measures of risk. *Finance and Stochastics*, **3** (1999), No. 4, p. 451–482.
- [19] *F. Delbaen.* Coherent risk measures on general probability spaces. In: K. Sandmann, P. Schönbucher (Eds.). *Advances in finance and stochastics. Essays in honor of Dieter Sondermann.* Springer, 2002, p. 1–37.
- [20] *F. Delbaen.* Coherent monetary utility functions. Preprint, available at <http://www.math.ethz.ch/~delbaen> under the name “Pisa lecture notes”.
- [21] *M. Denault.* Coherent allocation of risk capital. *Journal of Risk*, **4** (2001), No. 1, p. 1–34.
- [22] *D. Denneberg.* Distorted probabilities and insurance premium. *Methods of Operations Research*, **63** (1990), p. 3–5.
- [23] *K. Detlefsen, G. Scandolo.* Conditional and dynamic convex risk measures. *Finance and Stochastics*, **9** (2005), No. 4, p. 539–561.
- [24] *K. Dowd.* Spectral risk measures. *Financial Engineering News*, electronic journal available at: <http://www.fenews.com/fen42/risk-reward/risk-reward.htm>.
- [25] *W. Feller.* An introduction to probability theory and its applications, Vol. 2. Wiley, 1971.
- [26] *T. Fischer.* Risk capital allocation by coherent risk measures based on one-sided moments. *Insurance: Mathematics and Economics*, **32** (2003), No. 1, p. 135–146.
- [27] *H. Föllmer, A. Schied.* Convex measures of risk and trading constraints. *Finance and Stochastics*, **6** (2002), No. 4, p. 429–447.
- [28] *H. Föllmer, A. Schied.* Robust preferences and convex measures of risk. In: K. Sandmann, P. Schönbucher (Eds.). *Advances in finance and stochastics. Essays in honor of Dieter Sondermann.* Springer, 2002, p. 39–56.
- [29] *H. Föllmer, A. Schied.* *Stochastic finance. An introduction in discrete time.* 2nd Ed., Walter de Gruyter, 2004.
- [30] *M. Frittelli, E. Rosazza Gianin.* Putting order in risk measures. *Journal of Banking and Finance*, **26** (2002), No. 7, p. 1473–1486.
- [31] *I. Gilboa, D. Schmeidler.* Maxmin expected utility with non-unique prior. *Journal of Mathematical Economics*, **18** (1989), No. 2, p. 141–153.
- [32] *D. Heath, H. Ku.* Pareto equilibria with coherent measures of risk. *Mathematical Finance*, **14** (2004), No. 2, p. 163–172.
- [33] *S. Jaschke, U. Küchler.* Coherent risk measures and good deal bounds. *Finance and Stochastics*, **5** (2001), p. 181–200.
- [34] *A. Jobert, A. Platania, L.C.G. Rogers.* A Bayesian solution to the equity premium puzzle. Preprint, available at: <http://www.statslab.cam.ac.uk/~chris>.
- [35] *A. Jobert, L.C.G. Rogers.* Pricing operators and dynamic convex risk measures. Preprint, available at: <http://www.statslab.cam.ac.uk/~chris>.

- [36] *E. Jouini, M. Meddeb, N. Touzi.* Vector-valued coherent risk measures. *Finance and Stochastics*, **8** (2004), p. 531–552.
- [37] *E. Jouini, W. Schachermayer, N. Touzi.* Optimal risk sharing for law invariant monetary utility functions. Preprint, available at: <http://www.fam.tuwien.ac.at/~wschach/pubs>.
- [38] *M. Kalkbrenner.* An axiomatic approach to capital allocation. *Mathematical Finance*, **15** (2005), No. 3, p. 425–437.
- [39] *J. Komlos.* A generalization of a problem of Steinhaus. *Acta Math Acad. Sci. Hung.*, **18** (1967), p. 217–229.
- [40] *T.C. Koopmans.* Three essays on the state of economic science. A.M. Kelley, 1990.
- [41] *S. Kusuoka.* On law invariant coherent risk measures. *Advances in Mathematical Economics*, **3** (2001), p. 83–95.
- [42] *K. Larsen, T. Pirvu, S. Shreve, R. Tütüncü.* Satisfying convex risk limits by trading. *Finance and Stochastics*, **9** (2004), p. 177–195.
- [43] *J. Leitner.* Balayage monotonous risk measures. *International Journal of Theoretical and Applied Finance*, **7** (2004), No. 7, p. 887–900.
- [44] *D. Madan.* Monitored financial equilibria. *Journal of Banking and Finance*, **28** (2004), No. 9, p. 2213–2235.
- [45] *H. Markowitz.* Portfolio selection. Wiley, 1959.
- [46] *C. Marrison.* The fundamentals of risk measurement. McGraw Hill, 2002.
- [47] *A. McNeil, R. Frey, P. Embrechts.* Quantitative risk management: concepts, techniques, and tools. Princeton, 2005.
- [48] *Y. Nakano.* Efficient hedging with coherent risk measure. *Journal of Mathematical Analysis and Applications*, **293** (2004), No. 1, p. 345–354.
- [49] *L. Overbeck.* Allocation of economic capital in loan portfolios. In: W. Härdle, G. Stahl (Eds.). *Measuring risk in complex stochastic systems. Lecture Notes in Statistics*, **147** (1999).
- [50] *F. Riedel.* Dynamic coherent risk measures. *Stochastic Processes and their Applications*, **112** (2004), No. 2, p. 185–200.
- [51] *R.T. Rockafellar, S. Uryasev.* Optimization of conditional Value-At-Risk. *Journal of Risk*, **2** (2000), No. 3, p. 21–41.
- [52] *R.T. Rockafellar, S. Uryasev.* Conditional Value-At-Risk for general loss distributions. *Journal of Banking and Finance*, **26** (2002), No. 7, p. 1443–1471.
- [53] *R.T. Rockafellar, S. Uryasev, M. Zabarankin.* Master funds in portfolio analysis with general deviation measures. *Journal of Banking and Finance*, **30** (2006), No. 2.
- [54] *B. Roorda, J.M. Schumacher, J. Engwerda.* Coherent acceptability measures in multiperiod models. *Mathematical Finance*, **15** (2005), No. 4, p. 589–612.

- [55] *A. Schied*. Risk measures and robust optimization problems. Lecture notes of a mini-course held at the 8th symposium on probability and stochastic processes. Preprint.
- [56] *J. Sekine*. Dynamic minimization of worst conditional expectation of shortfall. *Mathematical Finance*, **14** (2004), No. 4, p. 605–618.
- [57] *M. Shaked, J. Shanthikumar*. Stochastic orders and their applications. Academic Press, 1994.
- [58] *W. Sharpe*. Capital asset prices: A theory of market equilibrium under conditions of risk. *Journal of Finance*, **19** (1964), No. 3, 425–442.
- [59] *J. Staum*. Fundamental theorems of asset pricing for good deal bounds. *Mathematical Finance*, **14** (2004), No. 2, p. 141–161.
- [60] *G. Szegö*. On the (non)-acceptance of innovations. In: G. Szegö (Ed.). *Risk measures for the 21st century*. Wiley, 2004, p. 1–9.
- [61] *D. Tasche*. Expected shortfall and beyond. *Journal of Banking and Finance*, **26** (2002), No. 7, p. 1519–1533.
- [62] *S. Wang*. Premium calculation by transforming the layer premium density. *Astin Bulletin*, **26** (1996), p. 71–92.
- [63] *S. Wang, V. Young, H. Panjer*. Axiomatic characterization of insurance prices. *Insurance: Mathematics and Economics*, **21** (1997), No. 2, p. 173–183.