

# Stability and Hopf Bifurcation in the Watt Governor System

Jorge Sotomayor, Luis Fernando Melo and  
 Denis de Carvalho Braga

## Abstract

In this paper we study the Lyapunov stability and Hopf bifurcation in a system coupling a Watt-centrifugal-governor with a steam-engine. Sufficient conditions for the stability of the equilibrium state in terms of the physical parameters and of the bifurcating periodic orbit at most critical parameters on the bifurcation surface are given.

Key-words: Watt governor, Hopf bifurcation, stability, periodic orbit.

MSC : 70K50, 70K20.

## 1 Introduction

The Watt centrifugal governor is a device that automatically controls the speed of an engine. Dating to 1788, it can be taken as the starting point for automatic control theory (see MacFarlane [5] and references therein). In this paper the system coupling the Watt-centrifugal-governor and the steam-engine will be called simply the Watt Governor System (WGS).

Landmarks for the study of the local stability of the WGS are the works of Maxwell [6] and Vshnegradskii [8]. A simplified version of the WGS local stability based on the work of Vshnegradskii is presented by Pontryagin [7]. A local stability study generalized to a more general Watt governor design was carried out by Denny [2].

Enlightening historical comments about the Watt governor local mathematical stability and oscillatory analysis can be found in MacFarlane [5] and Denny [2]. There, as well as in [7], we learn that toward the mid XIX century, improvements in the engineering design led to less reliable operations in

the WGS, leading to fluctuations and oscillations instead of the ideal stable constant speed output requirement. The first mathematical analysis of the stability conditions and subsequent indication of the modification in design to avoid the problem was due to Maxwell [6] and, in a user friendly style likely to be better understood by engineers, by Vyshnegradskii [8].

From the mathematical point of view, the oscillatory, small amplitude, behavior in the WGS can be associated to a periodic orbit that appears from a Hopf bifurcation. This was established by Hassard et al. in [3] and Al-Humadi and Kazarino in [1]. Another procedure, based in the method of harmonic balance, has been suggested by Denny [2] to detect large amplitude oscillations.

In this paper we present a simple way to understand the Hopf bifurcation in a WGS, which is more general than that presented by Pontryagin [7], Al-Humadi and Kazarino [1] and Denny [2]. We believe that our approach has the advantage of connecting the physical parameters of the system to the stability of the stationary equilibrium point and the bifurcating periodic orbit. It also permits a neater geometric synthesis of the bifurcation analysis based on the algebraic expression and geometric location of the curve | the codimension 2 Hopf points | characterizing the stability versus the instability at the critical weak focal equilibria on the critical surface of parameter values | the codimension 1 Hopf points | leading to the bifurcation of periodic orbits, whose stability depend on the side of the curve at which the parameters cross the surface.

This paper is organized as follows. In Section 2 we introduce the differential equations that model a general WGS. The stability of the equilibrium point of this model is analyzed and a general version of the stability condition is obtained and presented in the terminology of Vyshnegradskii. The codimension 1 Hopf bifurcation for the WGS differential equations is studied in Section 3. An expression | neater than that found in the current literature | which determines the sign of the first Lyapunov coefficient is obtained.

Sufficient conditions for the stability for the bifurcating periodic orbit are given. Concluding comments are presented in Section 4.

## 2 A general Watt governor system

### 2.1 General differential equations

The WGS studied in this paper is shown in Fig. 1. There,  $\theta \in [0; \frac{\pi}{2}]$  is the angle of deviation of the arms of the governor from its vertical axis  $S_1$ ,  $\omega \in [0; 1]$  is the angular velocity of the rotation of the engine flywheel  $D$ ,  $\Omega$  is the angular velocity of the rotation of  $S_1$ ,  $l$  is the length of the arms,  $m$  is the mass of each ball,  $H$  is a special sleeve,  $T$  is a set of transmission gears and  $V$  is the valve that determines the supply of steam to the engine.

The differential equations of our model which generalize those found in Pontryagin [7], p. 217, are given by

$$\begin{aligned} \frac{d\theta}{dt} &= \omega \\ \frac{d\omega}{dt} &= -(s(\theta))^2 \sin \theta \cos \theta - \frac{g}{l} \sin \theta - \frac{1}{m} h(\omega) \\ \frac{d\omega}{dt} &= -\frac{1}{I} (M(\theta) - F) \end{aligned} \quad (1)$$

or equivalently by  $\dot{x} = f(x)$ ,

$$f(x) = \begin{pmatrix} \omega \\ -(s(\theta))^2 \sin \theta \cos \theta - \frac{g}{l} \sin \theta - \frac{1}{m} h(\omega) \\ -\frac{1}{I} (M(\theta) - F) \end{pmatrix}; \quad (2)$$

where  $t$  is the time,  $\theta = \frac{d\theta}{dt}$ ,  $g$  is the standard acceleration of gravity,  $s = s(\theta)$ ,  $s$  is a smooth non-negative increasing function with  $s(0) = 0$ , called the transmission function,  $h$  is a non-negative increasing function with  $h(0) = 0$  that represents the frictional force of the system,  $I$  is the moment of inertia of the flywheel  $D$  and  $M$  is a smooth decreasing function of the angle  $\theta$ . This function depends upon the design of the WGS and determines the supply of steam to the engine through the valve  $V$ . It measures the effect

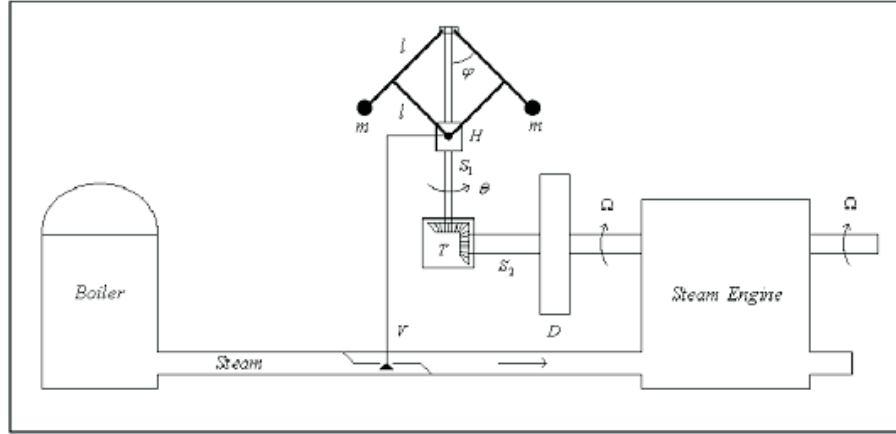


Figure 1: General Watt centrifugal governor-steam engine system .

that the dynamics of the governor has on the engine. Denny in [2] has also considered this function for the torque. The torque  $F$  due to the load is given by  $F = M(\theta')$ , where  $\theta'$  is an equilibrium angle.

The standard Watt governor differential equations in Pontryagin [7], p. 217,

$$\begin{aligned} \frac{d\theta'}{dt} &= \\ \frac{d\theta}{dt} &= c^2 - 2 \sin \theta' \cos \theta' - \frac{g}{l} \sin \theta' - \frac{b}{m} \\ \frac{d\theta}{dt} &= \frac{1}{I} (\cos \theta' - F) \end{aligned} \quad (3)$$

are obtained from (1) taking

$$s(\theta) = c; h(\theta) = b; M(\theta') = \cos \theta'; c, b, > 0: \quad (4)$$

## 2.2 Stability analysis of the equilibrium point

Let  $P_0 = (\theta_0; 0; \dot{\theta}_0)$  be an equilibrium point of (1). The Jacobian matrix of  $f$  at  $P_0$  has the form

$$Df(P_0) = \begin{pmatrix} 0 & 0 & 1 & 0 & 1 \\ \frac{g \sin^2 \theta_0}{l \cos \theta_0} & \frac{h^0(0)}{m} & \frac{2g s^0(\theta_0) \sin \theta_0}{l s(\theta_0)} & 0 & 0 \\ \frac{M^0(\theta_0)}{I} & 0 & 0 & 0 & 0 \end{pmatrix} : \quad (5)$$

For the sake of completeness we state the following lemma whose proof can be found in [7], p. 58.

**Lemma 2.1** The polynomial  $L(\lambda) = p_0 \lambda^3 + p_1 \lambda^2 + p_2 \lambda + p_3$ ,  $p_0 > 0$ , with real coefficients has all roots with negative real parts if and only if the numbers  $p_1, p_2, p_3$  are positive and the inequality  $p_1 p_2 > p_0 p_3$  is satisfied.

**Theorem 2.2** If

$$h^0(0) > \frac{2m}{I} \frac{s^0(\theta_0)}{s(\theta_0)} M^0(\theta_0) \cot \theta_0 \quad (6)$$

then the WGS differential equations (1) have an asymptotically stable equilibrium point at  $P_0$ . If

$$0 < h^0(0) < \frac{2m}{I} \frac{s^0(\theta_0)}{s(\theta_0)} M^0(\theta_0) \cot \theta_0$$

then  $P_0$  is unstable.

**Proof.** The characteristic polynomial of  $Df(P_0)$  is given by  $p(\lambda)$ , where

$$p(\lambda) = \lambda^3 + \frac{h^0(0)}{m} \lambda^2 + \frac{g \sin^2 \theta_0}{l \cos \theta_0} \lambda + \frac{2g M^0(\theta_0) s^0(\theta_0) \sin \theta_0}{l I s(\theta_0)} : \quad (7)$$

As  $h^0(0) > 0$ ,  $s^0(\theta_0) > 0$ ,  $s(\theta_0) > 0$  and  $M^0(\theta_0) < 0$  the coefficients of  $p(\lambda)$  are positive. Thus a necessary and sufficient condition for the asymptotic

stability of the equilibrium point  $P_0$ , as provided by the condition for one real negative root and a pair of complex conjugate roots with negative real part, is given by (6), according to Lemma 2.1.

In terms of the WGS physical parameters, condition (6) is equivalent to

$$\frac{h^0(0) I}{m} > 1; \quad (8)$$

where

$$= \frac{d_0}{dF} = \frac{s(\omega_0)}{2 M^0(\omega_0) s^0(\omega_0)} \tan' \omega_0$$

is the non-uniformity of the performance of the engine which quantifies the change in the engine speed with respect to the load (see [7], p. 219, for more details). The rules formulated by Vyshnegradskii to enhance the stability of the WGS follow directly from (8). In particular, the interpretation of (8) is that a sufficient amount of damping  $h^0(0)$  must be present relative to the other physical parameters for the system to be stable at the desired operating speed. The general condition (8) is equivalent to the original conditions given by Vyshnegradskii (see [7], p. 219).

In next section we study the stability of  $P_0$  under the condition

$$h^0(0) = \frac{2 m}{I} \frac{s^0(\omega_0)}{s(\omega_0)} M^0(\omega_0) \cot' \omega_0; \quad (9)$$

that is, on the surface | the Hopf surface | complementary to the range of validity of Theorem 2.2.

### 3 Hopf bifurcation analysis

For the analysis carried out here we take (1) with  $s(\omega) = c$ , where  $c > 0$  is a constant transmission ratio and  $h(\omega) = b$ , where  $b > 0$  is a constant of the frictional force of the system.

After the following change in the coordinates and the time

$$x = x'; \quad y = \frac{s}{g}; \quad z = c \frac{s}{g}; \quad t = \frac{s}{g} \tau; \quad (10)$$

the differential equations (1) can be written as

$$\begin{aligned} x^0 &= \frac{dx}{dt} = y \\ y^0 &= \frac{dy}{dt} = z^2 \sin x \cos x - \sin x - y \\ z^0 &= \frac{dz}{dt} = T(x) - G \end{aligned} \quad (11)$$

or equivalently as  $x^0 = f(x)$  where

$$\begin{aligned} x &= (x; y; z) \in [0; \frac{\pi}{2}] \times \mathbb{R} \times [0; 1]; \\ f(x) &= y; z^2 \sin x \cos x - \sin x - y; T(x) - G; \\ y &= \frac{b}{m} \frac{s}{g}; T(x) = \frac{c l}{I g} M(x); G = \frac{c l F}{I g}; \end{aligned} \quad (12)$$

Here  $y$  is considered to be a changing parameter; so that the differential equations (11) (or in its equivalent vectorial form (12)) can in fact be regarded as a family of one-parameter families of differential equations, dependent on the functional parameter  $T$ .

In this section we will analyze the stability at

$$P_0 = (x_0; y_0; z_0) = (\arccos \frac{r}{1}; 0; \frac{1}{r}); \quad (13)$$

under the condition (9), which now writes as

$$y_c = \frac{2}{l_0} T^0(x_0); \quad (14)$$

where  $r = \cos x_0$  and

$$l_0 = \frac{s}{1 - r^2}; \quad (15)$$

### 3.1 Generalities on Hopf bifurcations

The study outlined below is based on the approach found in the book of Kuznetsov [4], pp 177-181.

Consider the differential equations

$$\dot{x} = f(x; \mu); \quad (16)$$

where  $x \in \mathbb{R}^3$  and  $\mu \in \mathbb{R}^m$  is a vector of control parameters. Suppose (16) has an equilibrium point  $x = x_0$  at  $\mu = \mu_0$  and represent

$$F(x) = f(x; \mu_0) \quad (17)$$

as

$$F(x) = Ax + \frac{1}{2}B(x;x) + \frac{1}{6}C(x;x;x) + O(|x|^4); \quad (18)$$

where  $A = f_x(0; \mu_0)$  and

$$B_i(x;y) = \sum_{j,k=1}^3 \frac{\partial^2 F_i(\cdot)}{\partial x_j \partial x_k} \Big|_{\mu=\mu_0} x_j y_k; \quad (19)$$

$$C_i(x;y;z) = \sum_{j,k,l=1}^3 \frac{\partial^3 F_i(\cdot)}{\partial x_j \partial x_k \partial x_l} \Big|_{\mu=\mu_0} x_j y_k z_l; \quad (20)$$

for  $i = 1, 2, 3$ . Here the variable  $x - x_0$  is also denoted by  $x$ .

Suppose  $(x_0; \mu_0)$  is an equilibrium point of (16) where the Jacobian matrix  $A$  has a pair of purely imaginary eigenvalues  $\pm i\omega_0$ ,  $\omega_0 > 0$ , and no other critical (i.e., on the imaginary axis) eigenvalues.

The two dimensional center manifold can be parametrized by  $w \in \mathbb{R}^2 = \mathbb{C}$ , by means of  $x = H(w; \bar{w})$ , which is written as

$$H(w; \bar{w}) = wq + \bar{w}q + \sum_{j+k=3}^{\infty} \frac{1}{j!k!} h_{jk} w^j \bar{w}^k + O(|w|^4);$$

with  $h_{jk} \in \mathbb{C}^3$ ,  $h_{jk} = h_{kj}$ .



Substituting these expressions into (16) and (18) we have

$$H_w(w;w)w^0 + H_w(w;w)w^0 = F(H(w;w)): \quad (21)$$

Let  $p, q \in \mathbb{C}^3$  be vectors such that

$$Aq = i!_0 q; A^*p = i!_0 p; \text{hp};qi = \sum_{i=1}^3 p_i q_i = 1: \quad (22)$$

The complex vectors  $h_{ij}$  are to be determined so that equation (21) writes as follows

$$w^0 = i!_0 w + \frac{1}{2} G_{21} w \bar{w} \bar{w} + O(|w|^4);$$

with  $G_{21} \in \mathbb{C}$ .

Solving the linear system obtained by expanding (21), the coefficients of the quadratic terms of (17) lead to

$$h_{11} = A^{-1}B(q;q); \quad (23)$$

$$h_{20} = (2i!_0 I_3 - A)^{-1}B(q;q); \quad (24)$$

where  $I_3$  is the unit  $3 \times 3$  matrix.

The coefficients of the cubic terms are also uniquely calculated, except for the term  $w^2 \bar{w}$ , whose coefficient satisfies a singular system for  $h_{21}$

$$(i!_0 I_3 - A)h_{21} = C(q;q;q) + B(q;h_{20}) + 2B(q;h_{11}) - G_{21}q; \quad (25)$$

which has a solution if and only if

$$\text{hp};C(q;q;q) + B(q;h_{20}) + 2B(q;h_{11}) - G_{21}q = 0:$$

Therefore

$$G_{21} = \text{hp};C(q;q;q) + B(q;(2i!_0 I_3 - A)^{-1}B(q;q)) - 2B(q;A^{-1}B(q;q)); \quad (26)$$

and the first Lyapunov coefficient  $l_1$  { which decides by the analysis of third order terms at the equilibrium its stability, if negative, or instability, if positive } is defined by

$$l_1 = \frac{1}{2!_0} \text{Re} G_{21}: \quad (27)$$

A Hopf point  $(x_0; \mu_0)$  is an equilibrium point of (16) where the Jacobian matrix  $A$  has a pair of purely imaginary eigenvalues  $\pm i\omega_0$ ,  $\omega_0 > 0$ , and no other critical eigenvalues. At a Hopf point, a two dimensional center manifold is well-defined, which is invariant under the flow generated by (16) and can be smoothly continued to nearby parameter values.

A Hopf point is called transversal if the curves of complex eigenvalues cross the imaginary axis with non-zero derivative.

In a neighborhood of a transversal Hopf point with  $\mu_1 \neq 0$  the dynamic behavior of the system (16), reduced to the family of parameter-dependent continuations of the center manifold, is orbitally topologically equivalent to the complex normal form

$$\dot{w} = (\mu + i\omega)w + l_1 w \bar{w}^2; \quad (28)$$

$w \in \mathbb{C}$ ,  $\mu$ ,  $\omega$  and  $l_1$  are smooth continuations of  $0$ ,  $\omega_0$  and the first Lyapunov coefficient at the Hopf point [4]. When  $\mu_1 < 0$  ( $\mu_1 > 0$ ) a family of stable (unstable) periodic orbits appears bifurcating from this family of center manifolds, shrinking to the equilibrium point at the Hopf point.

From (12) write the Taylor's expansion (18) of  $f(x)$ . Define  $a_1 = T^0(x_0)$ ,  $a_2 = T^1(x_0)$  and  $a_3 = T^2(x_0)$ . Thus

$$A = \begin{pmatrix} 0 & 1 & 0 \\ \mu_0^2 & \mu_0^2 & \mu_0^2 \\ a_1 & 0 & 0 \end{pmatrix}; \quad (29)$$

and, with the notation in (18) we have

$$F(x) = Ax = 0; F_2(x) + O(\|x\|^4); \frac{a_2}{2}x^2 + \frac{a_3}{6}x^3 + O(\|x\|^4); \quad (30)$$

where

$$F_2(x) = \frac{3}{2}\mu_0^2 x^2 + \mu_0^3 z^2 + \frac{2(2\mu_0^2 - 1)}{\mu_0} xz + \frac{4}{6}\mu_0^7 x^3 + 4\mu_0^2 x^2 z + (2\mu_0^2 - 1)xz^2;$$

From (29) the eigenvalues of A are

$$\lambda_1 = \mu_c; \quad \lambda_2 = i\omega_0; \quad \lambda_3 = -i\omega_0; \quad (31)$$

The eigenvectors q and p satisfying (22) are respectively

$$q = \begin{pmatrix} i\omega_0 \\ \mu_c \\ 2 \end{pmatrix} \quad (32)$$

and

$$p = \begin{pmatrix} \frac{i}{2} \\ \frac{\omega_0}{2(\omega_0^2 + \mu_c^2)} \\ \frac{(\mu_c + i\omega_0)}{\omega_0^2 + \mu_c^2} \end{pmatrix}; \quad (33)$$

The main result of this section can be formulated now.

**Theorem 3.1** Consider the family of differential equations (11). The first Lyapunov coefficient at the point (13) for parameter values satisfying (14) is given by

$$l_1(\mu; a_1, a_2, a_3; \mu_c) = \frac{R(\mu; a_1, a_2, a_3)}{2((1-\mu^2)^4 + 5\mu^4(1-\mu^2)^2 a_1^2 + 4\mu^8 a_1^4)}; \quad (34)$$

where

$$\begin{aligned} R(\mu; a_1, a_2, a_3) = & \mu^2(2-\mu^2)^7 a_1^6 + \mu^3 a_1^4(2-\mu^2)^3 + 5\mu^4(1-\mu^2)^3 a_2^2 + \\ & (1-\mu^2)^2 a_1^2(9(1-\mu^2)^2 + 2\mu^4 a_2^2 + 2a_3^4 a_1^3(1-\mu^2)^2 a_1 + \\ & a_2^3 \frac{\mu}{1-\mu^2} - 4a_1^3(1+5\mu^2) - a_1(1-\mu^2)^2(5+3\mu^2)); \end{aligned}$$

**Proof.** The proof depends on preliminary calculations presented below. From (18), (19), (20) and (30) one has

$$B(x; y) = (0; B_2(x; y); a_2 x_1 y_1); \quad (35)$$

where

$$B_2(x; y) = 3\mu_0^3 x_1 y_1 + 2\mu_0^{3-2} x_3 y_3 + \frac{2(2-\mu^2-1)}{\mu} (x_1 y_3 + x_3 y_1);$$

$$C(x; y; z) = (0; C_2(x; y; z); a_3 x_1 y_1 z_1); \quad (36)$$

where

$$C_2(x; y; z) = \frac{4^7}{2^7} x_1 y_1 z_1 \left( 8!_0 (x_1 y_1 z_3 + x_1 y_3 z_1 + x_3 y_1 z_1) + \right. \\ \left. 2(2^2 - 1)(x_1 y_3 z_3 + x_3 y_1 z_3 + x_3 y_3 z_1) \right);$$

Referring to the notation in (35), (36), (23), (24) and (32) one has

$$B(q; q) = 0; \frac{!_0(\alpha_c^2 + 6) - i4\alpha_c(2^2 - 1)}{2^{3=2}}; a_2; \quad (37)$$

$$B(q; q) = 0; \frac{!_0(\alpha_c^2 - 6)}{2^p}; a_2; \quad (38)$$

$$C(q; q; q) = 0; \frac{8^2 \alpha_c!_0 + i((14^2 - 8) - \alpha_c^2(2^2 - 1))}{2^2}; i a_3; \quad (39)$$

$$B(q; h_{11}) = 0; B_2(q; h_{11}); i \frac{a_2^2}{a_1}; \quad (40)$$

where

$$B_2(q; h_{11}) = \frac{1}{4^2 a_1} (6 - \alpha_c^2)(2i - 4i^2 + \alpha_c!_0) a_1 2^p - 2i(1 + \alpha_c^2)!_0 + \\ \alpha_c^2 + (4 + \alpha_c^2)!_0 a_2;$$

and

$$B(q; h_{20}) = (0; B_2(q; h_{20}); B_3(q; h_{20})); \quad (41)$$

where

$$B_2(q; h_{20}) = \frac{1}{4^3!_0(2\alpha_c + 3i!_0)!_0 + a_1} 12i^2(2^2 - 1)!_0 + \\ 6i(2^2 - 1)\alpha_c!_0 - 2\alpha_c^3!_0^2 + \alpha_c^8 - 32^2 + 32^4 - 6^3!_0^2 a_1 + \\ 2!_0 - 18i^2(2^2 - 1)\alpha_c!_0 - i(2^2 - 1)\alpha_c^3!_0 + 18^4!_0^2 + \\ \alpha_c^2 - 4 + 16^2 - 16^4 + 3^3!_0^2 + \frac{5=2}{2} 6i(3^2 - 1)!_0 + 2i!_0 \alpha_c^2 + \\ 3\alpha_c(2 + 4^2 - \alpha_c^2)!_0 a_2;$$

and

$$B_3(q; h_{20}) = \frac{a_2 \cdot 0! (6 + \alpha_c^2) + i (4 \cdot 8^2) \alpha_c + 2 \cdot 5=2 a_2}{2 \cdot 3=2 (2 \alpha_c!_0 + a_1 + 3i!_0^2)} :$$

The first Lyapunov coefficient is given by (27). From (33) and (39) one has

$$\text{Re} p; C(q; q; q) i = \frac{\alpha_c (8 \cdot 14^3 \cdot \alpha_c^2 + 2 \cdot 2^2 (\alpha_c^2 \cdot 4!_0^2)) \cdot 4^3!_0 a_3}{4^2 (\alpha_c^2 + \alpha_c^2)} : \quad (42)$$

From (33) and (40) one has

$$\begin{aligned} \text{Re} p; 2B(q; h_{11}) i = & \frac{1}{4^2 (\alpha_c^2 + \alpha_c^2) a_1} \alpha_c (6 \cdot \alpha_c^2) (\alpha_c^2 + 4^2 + \alpha_c^2) a_1 + \\ & 2^p - \alpha_c!_0 a_2 \alpha_c (4 \cdot 2^2 \cdot \alpha_c^2) + 4 \cdot 5=2 a_2 : \quad (43) \end{aligned}$$

From (33) and (41) one has

$$\text{Re} p; B(q; h_{20}) i = \frac{\#(\alpha; a_1; a_2; \alpha_c; \alpha_c!_0)}{8^3 (\alpha_c^2 + \alpha_c^2) (4 \alpha_c!_0^2 + 9!_0^4 + a_1 (4 \alpha_c!_0 + a_1))} ; \quad (44)$$

where

$$\begin{aligned} \#(\alpha; a_1; a_2; \alpha_c; \alpha_c!_0) = & 4 (2^2 - 1) \alpha_c^3 \cdot 10 + (\alpha_c^2 \cdot 26) \cdot \alpha_c^2 + a_1 \cdot 2 (1^2) \\ & \alpha_c^2 ( (42 + \alpha_c^2) \cdot 24 )!_0 \cdot (36 (3^2 - 1) + 6 (1 + 4^2) \alpha_c^2 + 5 \alpha_c^4)!_0^3 \\ & \alpha_c (2 (2^2 - 1) (2 + \alpha_c^2) \cdot 4) + \alpha_c^2 (6 + \alpha_c^2)!_0^2 a_1 + 2 \cdot 3=2 \alpha_c!_0 \\ & 18 (1 \cdot 5^2)!_0^3 + \alpha_c!_0 (38 \cdot 5 (8 + 3!_0^3)) + \alpha_c (4 + 10^2 \cdot 3!_0^2) a_1 \cdot a_2 + \\ & 8^4 \alpha_c!_0 (5 \alpha_c!_0 + a_1) a_2^2 - 6 \alpha_c!_0^4 \cdot 6 (1 + 3^2) + (7^2 - 1) \alpha_c^2 : \end{aligned}$$

Substituting (15) and (14) into (42), (43) and (44) and the results into (26) and (27), the theorem is proved.

Proposition 3.2 Consider the family of differential equations (11) regarded as dependent on the parameter  $\mu$ . The real part,  $\sigma$ , of the pair of complex eigenvalues varies

$$\sigma(\mu_c) = \frac{1}{2} \frac{-\omega_0^2}{\omega_0^2 + \mu_c^2} < 0: \quad (45)$$

Therefore, the transversality condition holds at the Hopf point.

Proof. Let  $\lambda_1(\mu) = \lambda_2(\mu) = \sigma(\mu) \pm i\omega(\mu)$  be eigenvalues of  $A(\mu)$  such that  $\sigma(\mu_c) = 0$  and  $\omega(\mu_c) = \omega_0$ , according to (31). Taking the inner product of  $p$  with the derivative of

$$A(\mu)q(\mu) = \lambda(\mu)q(\mu)$$

at  $\mu = \mu_c$  one has

$$p; \frac{dA}{d\mu} \bigg|_{\mu=\mu_c} q = \sigma'(\mu_c) - i\omega'(\mu_c):$$

Thus the transversality condition is given by

$$\sigma'(\mu_c) = \operatorname{Re} p; \frac{dA}{d\mu} \bigg|_{\mu=\mu_c} q > 0: \quad (46)$$

As

$$\frac{dA}{d\mu} \bigg|_{\mu=\mu_c} q = (0; -\omega_0; 0);$$

the proposition follows from a simple calculation.

Theorem 3.3 Define  $S = \{(a_2; a_3) \mid a_3 + K_2(\mu)a_2 > 0\}$ , where

$$K_2(\mu) = \frac{5 + 3\mu^2}{2\sqrt{1 - \mu^2}}:$$

If  $(a_2; a_3) \in S$  then the one-parameter family of differential equations (11) has a Hopf point at  $P_0$  for  $\mu = \mu_c$ . Furthermore this Hopf point at  $P_0$  is asymptotically stable and for each  $\mu < \mu_c$ , but close to  $\mu_c$ , there exists a stable periodic orbit near the unstable equilibrium point  $P_0$ . See Fig. 2.

Proof. Since the denominator of (34) is positive the sign of the first Lyapunov coefficient is determined by the sign of  $R(\cdot; a_1; a_2; a_3)$ . Rewrite this expression in the following way

$$\begin{aligned} \frac{R(\cdot; a_1; a_2; a_3)}{2} = & \frac{2^{-7}a_1^6 + 3a_1^4}{2} \frac{2^{-3} + 5^{-4}}{2} + 4(1 - \frac{2}{5})^3 a_2^2 + \\ & (1 - \frac{2}{5})^2 a_1^2 - 9(1 - \frac{2}{5})^2 + 2^{-4}a_2^2 - 2^{-5}a_1^3(1 - \frac{2}{5})^2(a_3 + K_1(\cdot)a_2) \\ & - 2a_1(1 - \frac{2}{5})^3(a_3 + K_2(\cdot)a_2); \end{aligned}$$

where

$$K_1(\cdot) = \frac{1 + 5^{-2}}{2 - \frac{1}{1 - \frac{2}{5}}} > 0;$$

and  $K_2(\cdot)$  is as above. Since  $2^{-3} + 5^{-4}$  is positive, the sum into the bracket is positive. A simple calculation shows that

$$K_2(\cdot) > K_1(\cdot);$$

for all  $2 \in (0; 1)$ . If  $(a_2; a_3) \in S$  then

$$2^{-5}a_1^3(1 - \frac{2}{5})^2(a_3 + K_1(\cdot)a_2) - 2a_1(1 - \frac{2}{5})^3(a_3 + K_2(\cdot)a_2) > 0;$$

since  $a_1 < 0$ . This implies that  $R(\cdot; a_1; a_2; a_3) > 0$  and therefore the first Lyapunov coefficient is negative. See Fig. 2.

**Remark 3.4** The family (11) has been studied in Denny [2], focusing the Lyapunov stability of the equilibrium point (13), outside the bifurcation surface (14). The stability conditions in [7] and [2] have been extended in Theorem 2.2 to a more general WGS model given in (1). For this more general model, however, the study of the codimension one Hopf bifurcation involves much longer calculations. For this reason, the analysis performed here has been restricted to the case proposed by [2]. See Theorem 3.3. The calculations for the general case in (1), while too long to put in print, can be handled by Computer Algebra. The special case of the equations of Pontryagin [7] will be treated in next subsection.

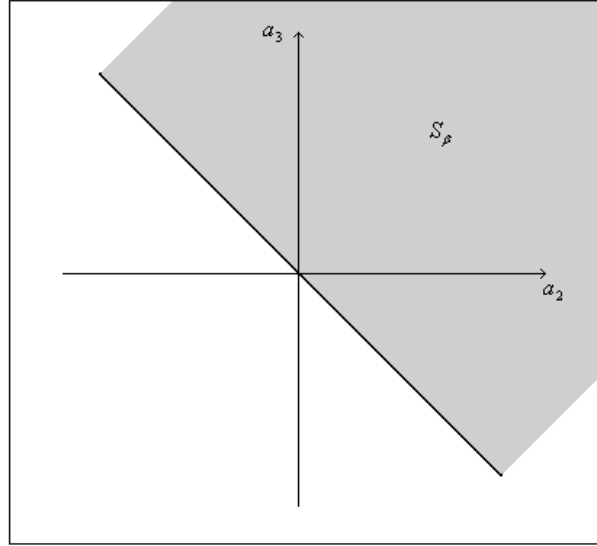


Figure 2: The region  $S_p$ .

### 3.2 Hopf Bifurcations in Pontryagin equations

Below we specialize the calculations above to the case of the Eq. (3) for the WGS in the form presented by Pontryagin [7] also treated in [1].

With the change in the coordinates and time (10) the standard Watt governor differential equations (3) are obtained from (11) with  $M(x) = \cos x$  and have the form

$$\begin{aligned} \dot{x}^0 &= y \\ \dot{y}^0 &= z^2 \sin x \cos x - \sin x - \mu y \\ \dot{z}^0 &= (\cos x) \end{aligned} \quad (47)$$

where  $\mu > 0$ ,  $z^2 \in (0; 1)$  and  $\mu > 0$  are given by

$$\mu = \frac{b}{m} - \frac{1}{g}; \quad z^2 = \frac{c l}{g I}; \quad \omega = \frac{F}{I}. \quad (48)$$

The differential equations (47) have an equilibrium point located at  $P_0$  given by Eq. (13).



A necessary and sufficient condition for the hyperbolic asymptotic stability of the equilibrium point  $P_0$  is  $\mu > 2^{-3/2}$ , according to Theorem 2.2. For  $0 < \mu < 2^{-3/2}$ , the equilibrium point  $P_0$  is unstable. Now we analyze the stability of  $P_0$  as  $\mu_c = \mu(\gamma) = 2^{-3/2}$  obtained from (14).

Theorem 3.5 Consider the family of differential equations (47). The first Lyapunov coefficient on the Hopf surface  $\mu = \mu_c = 2^{-3/2}$  is given by

$$l_1(\gamma; \mu_c) = \frac{2^p \frac{1}{1-\mu^2} (3 + (\mu^2 - 5)\mu^2 + \mu^4 - 6)}{2(1-\mu^2 + \mu^2\mu^4)(1-\mu^2 + 4\mu^2\mu^4)} : \quad (49)$$

Proof. The proof follows from (34) with

$$a_1 = 2^p \frac{1}{1-\mu^2}; \quad a_2 = \mu; \quad a_3 = 2^p \frac{1}{1-\mu^2};$$

Theorem 3.6 If

$$g(\gamma) = 3 + (\mu^2 - 5)\mu^2 + \mu^4 - 6 \quad (50)$$

is different from zero then the family of differential equations (47) has a Hopf point at  $P_0$  for  $\mu_c = 2^{-3/2}$ .

Proof. From (45) the transversality condition is satisfied. Therefore a sufficient condition for being a Hopf point is that the first Lyapunov coefficient  $l_1(\gamma; \mu_c) \neq 0$ . But from (49) it is equivalent to  $g(\gamma) \neq 0$ . The theorem is proved.

The following theorem summarizes the results of this subsection.

Theorem 3.7 If  $(\gamma; \mu_c) \in S \cap U$  then the family of differential equations (47) has a Hopf point at  $P_0$ . If  $(\gamma; \mu_c) \in S$  then the Hopf point at  $P_0$  is asymptotically stable and for each  $\mu < \mu_c$ , but close to  $\mu_c$ , there exists a stable

periodic orbit near the unstable equilibrium point  $P_0$ . If  $(\beta; \alpha_c) \in U$  then the Hopf point at  $P_0$  is unstable and for each  $\alpha > \alpha_c$ , but close to  $\alpha_c$ , there exists an unstable periodic orbit near the asymptotically stable equilibrium point  $P_0$ .

**Corollary 3.8** Consider the family of differential equations (47). If  $\beta > 1$  then the equilibrium point  $P_0$  is asymptotically stable for  $\alpha = \alpha_c$  and for all  $0 < \alpha < 1$ . Therefore for each  $\alpha < \alpha_c$ , but close to  $\alpha_c$ , there exists a stable periodic orbit near the unstable equilibrium point  $P_0$ .

**Proof.** The proof is immediate from Theorem 3.7. In fact, if  $\beta > 1$  then  $(\beta; \alpha_c) \in S$  for all  $0 < \alpha < 1$ . Thus the first Lyapunov coefficient  $l_1(\beta; \alpha_c)$  is negative.

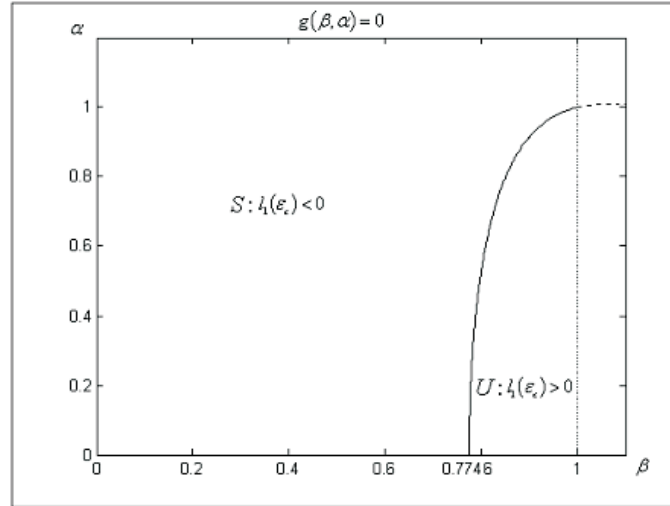


Figure 3: Signs of the first Lyapunov coefficient.

**Remark 3.9** Equation (50) gives a simple expression to determine the sign of the first Lyapunov coefficient (49). Its graph is illustrated in Fig. 3, where

the signs of the first Lyapunov coefficient are also represented. This gives an analytic corroboration to the observation in [3], p. 155, made on the basis of numerical testing:

"For  $\gamma > 1$ , our computations indicate that  $l_1(\gamma; \mu_c) < 0$  for all values of  $\mu$ ,  $0 < \mu < 1$ ."

This matter has been addressed in [1], providing a longer expression to decide the sign of the first Lyapunov coefficient than the one given in (49).

The curve  $l_1 = 0$  divides the surface of critical parameters  $\mu_c = 2^{3=2}$  into two connected components denoted by S and U where  $l_1 < 0$  and  $l_1 > 0$  respectively. See Fig. 3.

### 3.3 Examples of stability and instability in the WGS

The following examples give a piece of information about the stability of the bifurcating periodic orbit of the family (47). First in terms of the angle of deviation  $\gamma'$ .

Example 3.10 If the equilibrium angle of deviation

$$\gamma'_0 > 39.23 \quad (51)$$

then the equilibrium point  $P_0$  is asymptotically stable for  $\mu = \mu_c$  and for all  $\mu > 0$ . Therefore for each  $\mu < \mu_c$ , but close to  $\mu_c$ , there exists a stable periodic orbit near the unstable equilibrium point  $P_0$ .

In fact, if  $\gamma'_0 > 39.23$  then  $\mu = \cos \gamma'_0 < 0.7746$ . Therefore  $l_1(\mu_c) < 0$  for all  $\mu > 0$ , as follows from Fig. 3.

Now in terms of the normalized speed.

Example 3.11 If the normalized engine speed  $z_0$  satisfies

$$z_0 > 1.1362 \quad (52)$$

then the equilibrium point  $P_0$  is asymptotically stable for  $\mu = \mu_c$ . Therefore for each  $\mu < \mu_c$ , but close to  $\mu_c$ , there exists a stable periodic orbit near the unstable equilibrium point  $P_0$ .

In fact, if  $z_0 > 1.1362$  then  $\theta'_0 > 39.23^\circ$  since  $\cos \theta'_0 = 1/z_0^2$ . The proof follows from the Example 3.10.

In terms of the normalized parameter in (48), we have:

Example 3.12 If

$$0.7746 < \mu < 1$$

and

$$0 < \mu < \frac{q \sqrt{\frac{20\mu^4 - 12\mu^2 + 1}{2\mu^2}} - 1}{2\mu^2}$$

then the equilibrium point  $P_0$  is unstable for  $\mu = \mu_c$ . Therefore for each  $\mu > \mu_c$ , but close to  $\mu_c$ , there exists an unstable periodic orbit near the asymptotically stable equilibrium point  $P_0$ .

This follows from Fig. 3. In fact, the level curve  $g(\mu; \theta) = 0$ , where  $g(\mu; \theta)$  is defined in (50), is the graph of the function

$$h(\mu) = \frac{q \sqrt{\frac{20\mu^4 - 12\mu^2 + 1}{2\mu^2}} - 1}{2\mu^2} :$$

## 4 Concluding comments

The historical relevance of the Watt governor study as well as its importance for present day theoretical and technological control developments { going from steam to diesel and gasoline engines { have been widely discussed by MacFarlane [5], Denny [2] and Wellstead-Readman [9] among others.

In this paper the original stability analysis due to Maxwell and Vyshnegradskii of the Watt Centrifugal Governor System {WGS{ has been revisited and extended to the following situations:

1. A more general torque function of the engine has been considered. This function determines the supply of steam to the engine via the valve  $V$  and is related to the design of the WGS. It measures the effect of the governor on the engine;

2. A more general transmission function has been studied. This function determines the relation between the angular velocities of the engine and the governor axis. It measures the effect of the engine on the governor;
3. A more general frictional force of the system has been modelled.

In Theorem 2.2 we have extended the stability results presented in Pontryagin [7] and Denny [2].

Concerning the bifurcations of the WGS this paper deals with the codimension one Hopf bifurcations in the Watt governor differential equations. The main results are:

1. In Theorem 3.3 we give sufficient conditions for the stability of the periodic orbit that appears from the Hopf point for the general Watt governor differential equations (11);
2. In Theorem 3.7 we have extended and provided a neat geometric synthesis of the Hopf stability analysis performed by Hassard et al. [3] and Al-Humadi and Kazarino [1]. This identifies the codimension one Hopf points and the location of its complement codimension 2 Hopf points along a curve in Fig. 3.

Acknowledgement: The first and second authors developed this work under the project CNPq Grant 473824/04-3. The first author is fellow of CNPq and takes part in the project CNPq PADCT 620029/2004-8. This work was finished while he visited Brown University, supported by FAPESP, Grant 05/56740-6.

## References

- [1] A. Al-Humadi and N.D. Kazarino, Hopf bifurcation in the Watt steam engine, *Inst. Math. Appl.*, 21 (1985), 133-136.

- [2] M .D enny, Watt steam governor stability, *Eur. J. Phys.*, 23 (2002), 339–351.
- [3] B .D .H assard, N .D .K azarino and Y .H .W an, *Theory and Applications of Hopf B ifurcation*, Cambridge University Press, Cambridge, 1981.
- [4] Y . A . K uznetsov, *Elements of Applied B ifurcation Theory*, Springer-Verlag, New York, 2004.
- [5] A .G .J.M acFarlane, The developm ent of frequency-response m ethods in autom atic control, *IEEE T .Autom at. Contr.*, A C -24 (1979), 250–265.
- [6] J .C .M axwell, On govemors, *Proc. R .Soc.*, 16 (1868), 220–283.
- [7] L .S .P ontryagin, *Ordinary D i erential Equations*, Addison-W esley Publishing Com pany Inc., Reading, 1962.
- [8] M .V yshnegradskii, Sur la theorie generale des regulateurs, *C .R .A cad. Sci. Paris*, 83 (1876), 318–321.
- [9] P . Wellstead and M . Readm an, Engine speed control, [http://www .control-system sprinciples.co.uk](http://www.control-system sprinciples.co.uk).

Jorge Sotom ayor

Instituto de M atem atica e Estat stica, Universidade de São Paulo  
 Rua do M atão 1010, Cidade Universitaria  
 CEP 05.508-090, São Paulo, SP , Brazil  
 e{m ail:sotp@ in eusp.br

Luis Fernando M ello

Instituto de C iências Exatas  
 Universidade Federal de Itajuba  
 CEP 37.500-903, Itajuba, M G , Brazil  
 e{m ail:lfm elo@ unifei.edu.br

D enis de C arvalho B raga  
Instituto de Sistem as E letricos e Energia  
U niversidade Federal de Ita juba  
CEP 37.500-903, Ita juba, M G , B razil  
e{m ail:braga\_denis@yahoo.com.br