

INCREASING AND DECREASING SEQUENCES IN FILLINGS OF MOON POLYOMINOES

Abstract. We present an adaptation of Jeu de Taquin for arbitrary fillings of moon polyominoes. Using this construction we show various symmetry properties of such fillings taking into account the lengths of longest increasing and decreasing chains. In particular, we prove a conjecture of Jakob Jonsson. We also relate our construction to the one recently employed by Christian Krattenthaler, thus generalising his results.

1. Introduction

Recently, a great variety of authors became interested in symmetry properties of the number of fillings of certain shapes taking into account the lengths of the longest increasing and decreasing chains. This topic comes about also in a different guise, namely in terms of crossings and nestings of partitions. Some recent papers are [5, 11, 8, 9, 10].

Our main goal is to confirm Jakob Jonsson's Conjecture [8], which is Theorem 4.2 of this article. The proof is surprisingly simple, especially taking into account the complicated arguments originally needed to prove a special case.

Although not completely bijective, the key construction is an adaptation of Jeu de Taquin to moon polyominoes. Similar to Jeu de Taquin it turns out that the order of carrying out the basic operations of our construction is irrelevant.

Apart from proving the above mentioned conjecture we relate the bijection used in this article to the one used by Christian Krattenthaler in [11].

We would also like to mention the series of papers [1, 2, 12] studying noncrossing and nonnesting partitions in Coxeter groups. In a forthcoming article we will show that the bijection presented here can be modified to work for the setting described in these papers.

2. Definitions

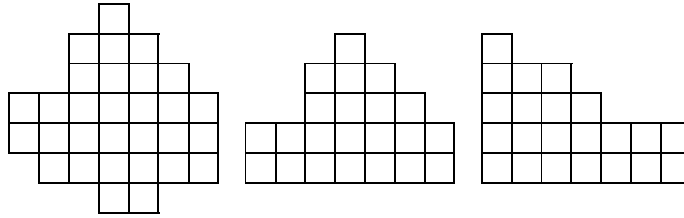


Figure 1. a moon-polyomino, a stack-polyomino and a Ferrers diagram

Definition 2.1. A polyomino is a finite subset of \mathbb{Z}^2 , where we regard an element of \mathbb{Z}^2 as a box. A column of a polyomino is the set of boxes along a vertical line.

The polyomino is column-convex if for any two boxes in a column, the elements of \mathbb{Z}^2 in-between are also boxes of the polyomino. It is intersection-free, if for any two columns we have that one is contained in the other. A moon polyomino is a column-convex, intersection-free polyomino. A stack polyomino is a moon polyomino if all columns start at the same level. A Ferrers-diagram is a stack polyomino with weakly decreasing column heights $\lambda_1; \lambda_2; \dots; \lambda_n$.

Remark. We alert the reader that we are using 'French' notation for Ferrers diagrams.

In the following we will consider 'fillings' of such polyominoes with natural numbers, satisfying various conditions.

Definition 2.2. An arbitrary filling of a polyomino is an assignment of natural numbers to the boxes of the polyomino. In a 0-1-filling we restrict ourselves to the numbers 0 and 1. A standard filling has the additional constraint that in each column and in each row there is exactly one entry 1, whereas a partial filling has at most one entry 1 in each column and in each row.

In the figures, we will usually omit zeros, and in 0-1-fillings we will replace ones by crosses for esthetical reasons. For other fillings, we will refer to the number in a box usually as the multiplicity of an entry.

In this article we are mainly interested in the lengths of certain chains in such fillings.

Definition 2.3. A north-east chain, or short ne-chain of length k in an arbitrary filling of a moon polyomino is a sequence of k non-zero entries, such that each entry is strictly to the right and strictly above the preceding entry in the sequence. Furthermore, we require that the smallest rectangle containing all entries of the sequence is completely contained in the moon polyomino. Similarly, in a south-east chain, short se-chain, each entry is strictly to the right and strictly below the preceding entry.

ne-chains and se-chains are defined just as above, except that we allow an entry of the sequence to be in the same column as its predecessor. Similarly, entries of Ne-chains and Se-chains are allowed to be in the same row.

Finally NE-chains and SE-chains may have entries in the same column and in the same row. For these chains, each entry contributes its size to the length of a sequence.

For example, the length of the longest ne-chain in the filling

		1	
		1	3
3		1	
1	1		

is three, whereas the length of the longest se-chain is two. The lengths of the longest ne-, Ne- and NE-chains are four, three and six respectively, whereas the lengths of the longest se-, Se- and SE-chains are three, two and five respectively.

Finally, we need the notion of a partition:

Definition 2.4. A partition is a weakly decreasing sequence of natural numbers. The size of a partition is the sum of its entries. A partition $\lambda = (\lambda_1; \lambda_2; \dots; \lambda_m)$ is contained in another partition $\mu = (\mu_1; \mu_2; \dots; \mu_n)$ if $m \leq n$ and $\lambda_i \leq \mu_i$ for all i .

m . The transpose or conjugate of a partition λ is defined as $\lambda^t = (\lambda_1'; \lambda_2'; \dots; \lambda_k')$, where $k = \lambda_1$ and λ_i' is the number of parts in λ greater or equal to $k - i + 1$.

Remark. Note that the transpose of a partition can be obtained by reflecting the corresponding Ferrers shape on its diagonal.

Definition 2.5. The transpose of a sequence of partitions $P = (\lambda^0; \lambda^1; \dots; \lambda^n)$ is the sequence of partitions P^t obtained by transposing each individual partition.

3. Growth Diagrams, Jeu de Taquin and a Construction for Moon Polyominoes

Sergey Fomin's growth diagrams together with Marcel Schutzenberger's Jeu de Taquin [7, 13, 14] will be the central tools in this article. For the convenience of the reader we recall them in this section, beginning with growth diagrams.

3.1. Local Rules. Consider a square polyomino with a standard filling as, for example, in Figure 3a where we have replaced zeros by empty boxes and ones by crosses. In the following we will label the corners of each box with a partition.



Figure 2. a cell of a growth diagram

First, we attach the empty partition $;$ to the corners along the lower and the left border. Suppose now that we have already labelled all the corners of a square except the top right with partitions λ , μ and ν , as in Figure 2. We compute λ as follows:

- F1 Suppose that the square does not contain a cross, and that $\lambda = \emptyset$. Then set $\mu = \emptyset$.
- F2 Suppose that the square does not contain a cross, and that $\lambda \neq \emptyset$. Then set $\mu = \lambda$.
- F3 Suppose that the square does not contain a cross, and that $\lambda = \emptyset$. Then we obtain μ from ν by adding 1 to the $i+1^{\text{th}}$ part of ν , given that ν differs in the i^{th} part.
- F4 Suppose that the square contains a cross. This implies that $\lambda = \emptyset$ and we obtain μ from ν by adding 1 to the first part of ν .

The important fact is, that this process is invertible: given the labels of the corners along the upper and right border of the diagram, we can reconstruct the complete growth diagram as well as the entries of the squares. To this end, suppose that we have already labelled all the corners of a square except the bottom left with partitions λ and μ , as in Figure 2. We compute λ and the entry of the square as follows:

- B1 If $\lambda = \emptyset$ we set $\mu = \emptyset$ and leave the square empty.
- B2 If $\lambda \neq \emptyset$ we set $\mu = \lambda$ and leave the square empty.
- B3 If $\lambda = \emptyset$ and μ differs in the i^{th} part for $i \geq 2$, we obtain λ from μ by deleting 1 from the $i-1^{\text{th}}$ part of μ and leave the square empty.

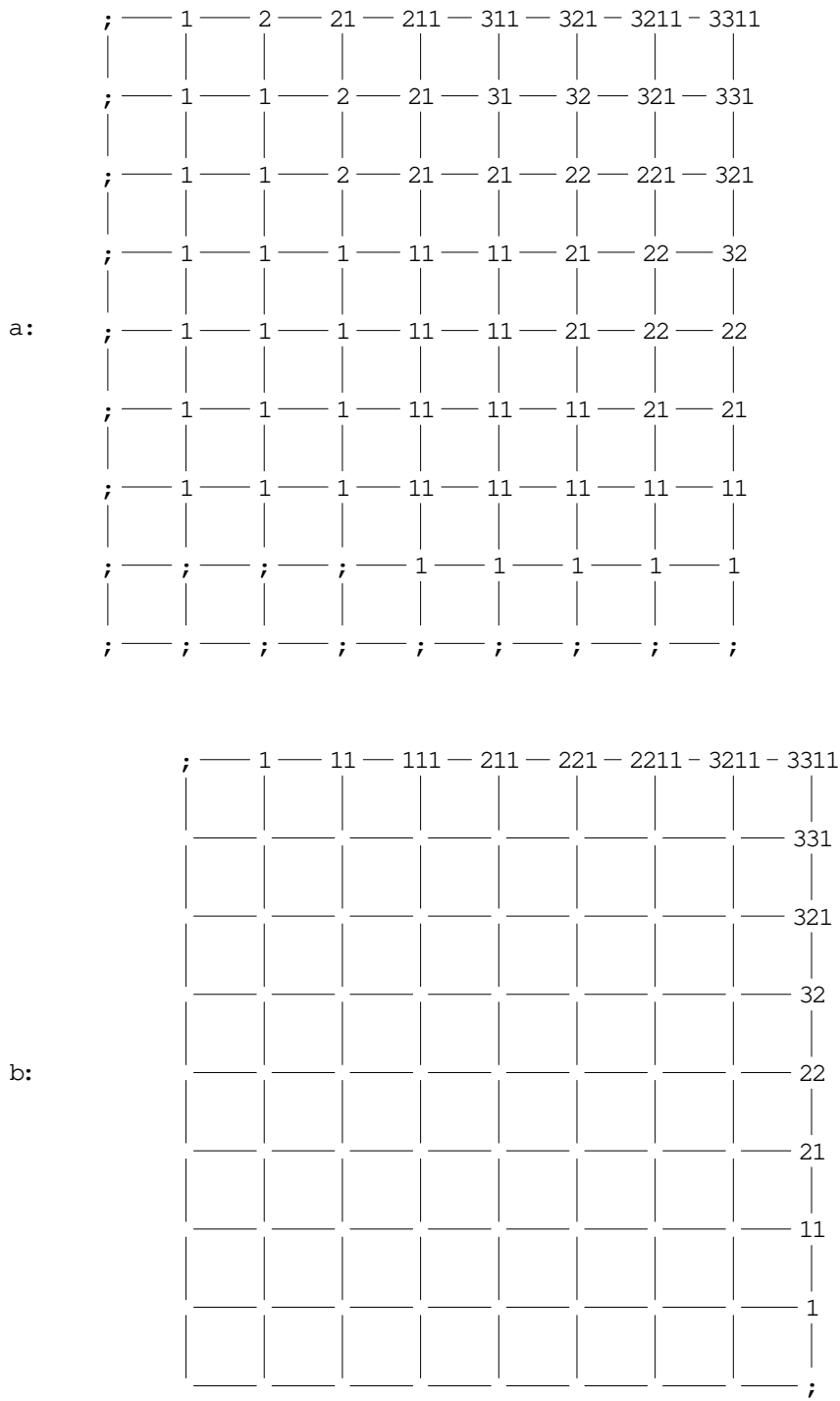


Figure 3. a. a growth diagram b. Jeu de Taquin on the upper border

B4 If $\lambda = \lambda'$ and λ and λ' differ in the first part we set $\lambda = \lambda'$ and mark the square with a cross.

3.2. The Robinson-Schensted Correspondence and Greene's Theorem . Note that the sequences of partitions $\lambda^0; \lambda^1; \dots; \lambda^n$ along the upper border of the growth diagram define a standard Young tableau Q : we put the entry i into the cell by which λ^{i-1} and λ^i differ. Similarly, the sequence of partitions $\lambda^0; \lambda^1; \dots; \lambda^n$ along the right border of the diagram define a standard Young tableau P of the same shape as Q .

Furthermore, the filling itself defines a permutation . For example in Figure 3a we have $\lambda = 2; 8; 6; 1; 7; 4; 3; 5$ and

$$(P; Q) = \begin{matrix} 0 \\ \textcircled{P} \end{matrix} \begin{array}{|c|c|c|} \hline 1 & 3 & 5 \\ \hline 2 & 4 & 7 \\ \hline 6 & & \\ \hline 8 & & \\ \hline \end{array} ; \begin{matrix} 1 \\ \textcircled{Q} \end{matrix} \begin{array}{|c|c|c|} \hline 1 & 2 & 5 \\ \hline 3 & 6 & 8 \\ \hline 4 & & \\ \hline 7 & & \\ \hline \end{array} \begin{matrix} C \\ A \end{matrix} :$$

It is well known that Q is simply the recording and P the insertion tableau produced by the Robinson-Schensted correspondence, applied to the permutation .

Since the partitions along the upper and right border of a growth diagram determine the filling and vice versa, the following definition will be useful:

Definition 3.1. Let λ be the filling of a rectangular polyomino and consider the corresponding growth diagram . Suppose that the corners along the right border are labelled with a sequence of partitions P , and along the upper border with a sequence of partitions Q . We then say, that λ corresponds to the pair $(P; Q)$.

For our purposes it is of great importance that the partitions appearing in the corners of a growth diagram also have a 'global' description. This is called Greene's Theorem :

Theorem 3.2. Suppose that a corner c of the growth diagram is labelled by the partition λ . Then, for any integer k , the maximal cardinality of the union of k north-east chains situated in the rectangular region to the left and below of c is equal to $\lambda_1 + \lambda_2 + \dots + \lambda_k$. Similarly, the maximal cardinality of the union of k south-east chains situated in the rectangular region to the left and below of c is equal to $\lambda_1 + \lambda_2 + \dots + \lambda_k$, where λ^t is the transpose of λ .

3.3. Variations of the Robinson-Schensted Correspondence. In the following, we extend the construction described above to arbitrary fillings of rectangular polyominoes. To begin with, we remark that no change is necessary for partial fillings. For an arbitrary filling, we construct a new diagram with more rows and columns, and place entries which are originally in the same column or row in different columns and rows in the larger diagrams. A similar strategy is applied to entries larger than one. More precisely, we proceed as follows:

Each row and each column of the original diagram is replaced with as many rows and columns in the new diagram as it contains entries, counting multiplicities. Then, for each row and for each column of the original diagram we place the entries into the new diagram as a north-east chain. An example can be found in Figure 4, the result being the left of the two blown-up diagrams. Note that this process preserves the length of the NE- and se-chains.

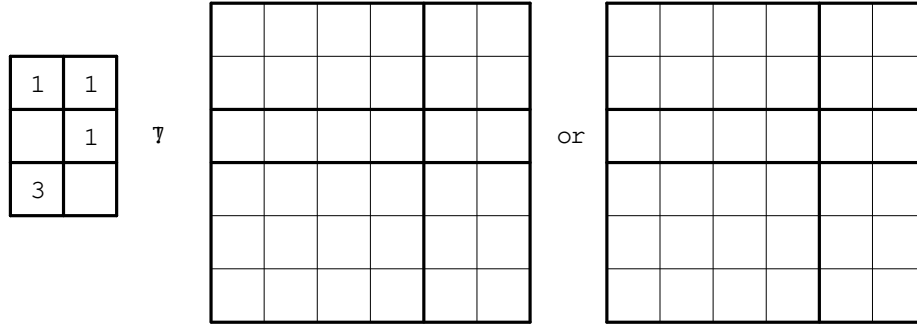


Figure 4. Separating entries of an arbitrary filling using RSK or dualRSK'




Figure 5. Separating entries of a 0-1-filling using dualRSK or RSK'

Given a filling we can apply the rules F1 to F4 to the transformed diagram and obtain a pair of sequences of partitions $(P; Q)$. It is well known that the pair $(P; Q)$ coincides with the result of applying the usual Robinson-Schensted-Knuth', short RSK correspondence, to .

There is another obvious possibility to separate the entries of an arbitrary filling. Instead of placing the entries into the new diagram as a north-east chain, we could also arrange them in a south-east chain, thus preserving the length of ne- and SE-chains. An example for this transformation is given in Figure 4, the result being the right of the two blown-up diagrams. In this case, the corresponding sequences of partitions $(P; Q)$ are the result of the dualRSK' correspondence, also known as the Burge' correspondence.

If we restrict ourselves to 0-1-fillings, we can also transform multiple entries of a column of the original diagram into a north-east chain and multiple entries of a row into a south-east chain. We would thus obtain the so-called dualRSK correspondence. In this case, the lengths of ne- and Se-chains are preserved, as can be seen from the example on the left of Figure 5.

As a last possibility, again for 0-1-fillings, we can transform multiple entries of a column of the original diagram into a south-east chain and multiple entries of a row into a north-east chain, obtaining the Robinson-Schensted-Knuth-prime' correspondence, short RSK', which preserves the lengths of Ne- and SE-chains. This is shown on the right of Figure 5.

3.4. Jeu de Taquin and Evacuation. Our second tool, Jeu de Taquin, can also be conveniently described with growth diagrams, albeit in a different form. Consider a sequence of partitions $P = (\lambda^0; \lambda^1; \dots; \lambda^n)$ where λ^i and λ^{i+1} differ in size by at most one for $i = 0, 1, \dots, n-1$. To this sequence, we associate in a bijective fashion $\text{jdt}(P) = (\lambda^0; \lambda^1; \dots; \lambda^n)$, with the same property as follows:

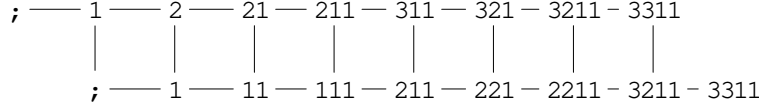


Figure 6. Jeu de Taquin

Let $\lambda^0 = ;$. Suppose now that we have already constructed λ^i for some $i < n-1$. Now, if λ^i is the only partition of its size that contains λ^{i-1} and is contained in λ^{i+2} , we set $\lambda^{i+1} = \lambda^i$. Otherwise, there will be exactly one such partition different from λ^i , and we set λ^{i+1} equal to this partition. Finally, we set $\lambda^n = \lambda^n$.

Remark. An example for this algorithm can be found in Figure 6. Note that, obviously, this algorithm is invertible. We alert the reader, that our definition of Jeu de Taquin differs slightly from the definitions usually given in the literature. Namely, traditionally the last partition in $\text{jdt}(P)$ is omitted. However, for our purposes the definition given above seems to be more appropriate.

Applying Jeu de Taquin n times we obtain the sequence of partitions corresponding to the so-called evacuated tableau, short $\text{ev}(P)$. Regarding evacuation, we recall the following two important facts:

Fact 3.3 (Theorem A.1.2.10 and Corollary A.1.2.11 of [14]). If λ corresponds to $(P; Q)$ then the filling obtained from λ by rotation about 180° corresponds to $(\text{ev}(P); \text{ev}(Q))$.

If λ corresponds to $(P; Q)$ then the filling obtained by reversing the order of the columns of λ corresponds to $(P^t; \text{ev}(Q)^t)$.

Finally we can combine growth diagrams and Jeu de Taquin to obtain an interesting bijection on fillings of rectangular polyominoes:

Definition 3.4. Let λ be a filling of a rectangular polyomino and λ the associated growth diagram. Let $j(\lambda)$ be the growth diagram having the same sequence of partitions along the right border as λ , whereas the sequence of partitions along the upper border is obtained by playing Jeu de Taquin on the corresponding sequence of λ . Finally, apply the backward rules B1 to B4 to obtain the remaining partitions and the entries of the squares. Let $j(\lambda)$ be the filling associated to $j(\lambda)$.

An example of this transformation can be found in Figure 3. Note that, again, this transformation is invertible.

Before we recall a key fact for growth diagrams, we need another definition:

Definition 3.5. Two growth diagrams of the same size are Knuth equivalent if the partitions labelling the corners along the right border are the same. They are dual Knuth equivalent if the partitions labelling the corners along the top border are the same. We use the same terminology for fillings of rectangular polyominoes.

Fact 3.6. Consider the filling ϕ defined by columns $i+1; i+2; \dots; i+k$, $i > 1$ of a filling of a rectangular polyomino. Then ϕ is dual Knuth equivalent to the filling defined by columns $i; i+1; \dots; i+k-1$ of $j(\phi)$. Similarly, the filling defined by rows $i; i+1; \dots; i+k$ is Knuth equivalent to the filling defined by the same rows of $j(\phi)$.

In particular, if the entries in columns $i+1; i+2; \dots; i+k$ of ϕ form a, say, south-east chain, the same is true for the entries in columns $i; i+1; \dots; i+k-1$ of $j(\phi)$. If the entries in rows $i; i+1; \dots; i+k-1$ form, for example, a north-east chain, the same is true for the entries in the same rows of $j(\phi)$.

To apply the transformation j to a rectangular diagram with an arbitrary filling, we first separate the entries using one of the methods described in Subsection 3.3. Then we apply the transformation j to the new diagram as many times as there are entries in the first column of ϕ counting multiplicities. Finally we shrink the diagram back again, such that column i of the transformed diagram contains as many entries, counting multiplicities, as column $i+1$ of the original diagram, and the last column of the transformed diagram contains as many entries, counting multiplicities, as the first column of the original diagram.

Note that, due to Fact 3.6 the final step is well defined. For example, if we were using Burge's method to separate the entries, in each set of columns that yields a single column in the shrunk diagram, the entries form a south-east chain. The same is true for each set of rows that yields a single row in the shrunk diagram.

Intuitively, we are pushing the entries in the first column towards the end. Note that, unfortunately, in general the transformation j does not preserve the number of entries of a given size, if we are using one of the first two methods of Subsection 3.3 to separate the entries of the diagram. For example, using Burge's method, $\begin{array}{|c|c|} \hline 1 & 1 \\ \hline 1 & 1 \\ \hline \end{array}$ is

mapped to $\begin{array}{|c|c|} \hline 2 & 1 \\ \hline 1 & 1 \\ \hline \end{array}$. However, there is a notable exception to this failure: 0-1 fillings where each non-zero entry is the only one in its row or column are mapped to 0-1 fillings with the same restriction. Of course, if we use the method corresponding to RSK' or dual RSK, this is also the case.

4. Increasing and Decreasing Subsequences in Fillings of Moon Polyominoes

In this section we will apply the transformation j defined in Definition 3.4 to moon polyominoes, thus proving a conjecture of Jakob Jonsson. [8, 9]

Definition 4.1. The content of a moon polyomino is the sequence of column heights, in decreasing order.

For example, the content of the moon polyomino at the left of Figure 1 is $(7; 6; 5; 4; 3; 3; 2)$, while the content of the other two polyominoes in the same figure is $(5; 4; 4; 3; 2; 2; 2)$.

Theorem 4.2. Consider 0-1 fillings of a given moon polyomino with exactly m_i non-zero entries in row i , such that the length of the longest north-east chain equals k . Then the number of these fillings does not depend on the order of the columns, given that the resulting polyomino is again a moon polyomino. Furthermore, if we disregard the number of entries in row i , the number of fillings depends only on the content of the moon polyomino.

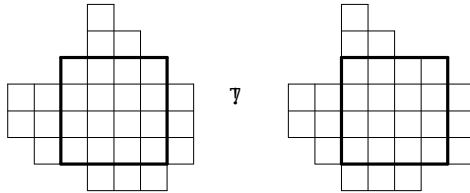
We prove this theorem in two steps. First we show that the transformation j from Definition 3.4 can be used to prove an analogous result about arbitrary fillings. In a second step we show that this implies the theorem above, albeit in a non-bijective fashion. Thus, the problem of finding a bijective proof of Theorem 4.2 remains open.

Proposition 4.3. Consider arbitrary fillings of a given moon polyomino, where the sum of the entries in row i equals m_i , the length of the longest ne-chain equals k and the length of the longest SE-chain equals l .

Then the number of these fillings does not depend on the order of the columns, given that the resulting polyomino is again a moon polyomino. Furthermore, if we disregard the number of entries in row i , the number of fillings depends only on the content of the moon polyomino.

Similarly, we can fix the length of the longest NE- and the longest se-chain. If we restrict ourselves to 0-1-fillings, we can fix the length of the longest nE- and the longest Se-chain, or, alternatively, the length of the longest Ne- and the longest sE-chain.

Proof. We first show that reordering the columns of the moon polyomino such that the result is again a moon polyomino does not change the number of fillings in question. It suffices to show this in the following special case: let c be any column of the moon polyomino. Consider the largest rectangle completely contained in the moon polyomino that has the same height as c . Then moving the first column of this rectangle to its end does not change the number of fillings. For example, we could modify a moon polyomino as follows:



We now apply the following bijective transformation to the filling of the moon polyomino: all the entries outside of the rectangle stay as they are, whereas we apply the transformation j to the entries within the rectangle.

Obviously, the sum of the entries in each row remains the same. Furthermore, due to Fact 3.6, this transformation preserves the length of the longest chains.

To prove the second claim, we first sort the columns according to their height, using the transformation just described, in decreasing order. This is possible, because moon polyominoes are intersection-free.

Suppose now that we want to preserve the length of nE- and Se-chains. We then reflect the polyomino on the line $x = y$, to obtain a stack polyomino. Note that this reflection transforms nE- into Ne-chains and Se- into sE-chains.

Now we sort the columns of the resulting stack polyomino according to height, preserving the maximum lengths of Ne- and sE-chains, and obtain a Ferrers shape.

Reflecting this shape again on the line $x = y$ we obtain a Ferrers shape with the same content as the original moon polyomino, such that both the length of the longest nE-chain and the length of the longest Se-chain are preserved.

The other three cases are dealt with similarly.

Unfortunately, the proof above does not work for Theorem 4.2. As we have observed before, the transformation γ does not preserve the number of entries of a given size. However, we can use simple facts about simplicial complexes and the Stanley-Reisner ring to prove the result.

Proof of Theorem 4.2. Consider the simplicial complex \mathcal{C} of 0-1 fillings of the moon polyomino, having at most m_i non-zero entries in row i and whose length of the longest north-east chain is at most k .

The Stanley-Reisner ring of \mathcal{C} is the polynomial ring having variables x_{ij} for each square $(i; j)$ in the moon polyomino, modulo the relations

$$(1) \quad \text{for } (i_0 j_0) x_{i_2 j_2} \cdots x_{i_k j_k} : (i_0 j_0); (i_2 j_2); \cdots; (i_k j_k) \text{ is a north-east chain in } \mathcal{C}:$$

Thus, there is an obvious bijection between monomials in this ring and arbitrary fillings of the moon polyomino satisfying the restrictions of the theorem.

Similarly, we can consider the simplicial complex \mathcal{C}^0 of 0-1 fillings of the transformed moon polyomino, having at most m_i non-zero entries in row i and whose length of the longest north-east chain is at most k .

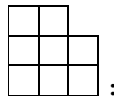
Lemma 4.3 tells us that the number of monomials of given degree in the Stanley-Reisner ring corresponding to \mathcal{C} is the same as the number of monomials of the same degree in the Stanley-Reisner ring corresponding to \mathcal{C}^0 . That is, the Hilbert functions of the two rings must be the same. Thus the corresponding simplicial complexes must have the same f -vector, which is equivalent to the claim of the theorem.

Remark. Note that in Theorem 4.2 we cannot restrict the length of the longest SE-chain instead, not even for stack polyominoes. Although the set of 0-1 fillings whose longest SE-chain has length at most 1 is still a simplicial complex, there is no longer a bijection between the monomials of the associated Stanley-Reisner ring and arbitrary fillings of the moon polyomino satisfying the appropriate restrictions. The reason is that the relations (1) do not exclude chains containing multiple entries.

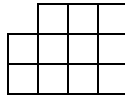
Indeed, consider the following filling of a stack polyomino:



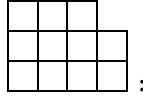
Its longest SE-chain has length 3. However, there is no such filling with seven non-zero entries of the stack polyomino



Similarly, we cannot preserve simultaneously the length of the longest ne- and se-chain, at least not if we insist on preserving the number of entries in each row. For example,



is a filling with longest north-east chain having length two, and longest south-east chain having length one. On the other hand, there is no such filling of the polyomino



As we hinted at before, it would be interesting to have a completely bijective proof of Theorem 4.2. We believe that this may well be accomplished using a modification of the Backelin-West-X-in-transformation introduced in [3]. Note that results similar to ours were obtained by Anna de Mier [6] using this transformation. For additional information, see [4, 11].

To conclude this section, we would like to prove a beautiful feature of the transformation j as applied in the proof of Lemma 4.3:

Proposition 4.4. The transformation j for moon-polyominoes is independent of the order in which columns are rearranged.

Proof. Suppose that c_1 and c_2 are respectively the first columns of two maximal rectangles R_1 and R_2 and that we want to move c_1 to the end of the first rectangle, and c_2 towards the end of the second rectangle. Since all entries outside of these two rectangles stay unchanged, we can assume that the moon polyomino consists only of the union of R_1 and R_2 , as schematically depicted at the top of Figure 7. There, we subdivided R_1 into three smaller rectangles α , β and γ and R_2 into δ and ϵ .

In the following we will have to consider several growth diagrams simultaneously. We denote the sequences of partitions labelling the corners along the top and right borders of $R_1 = \begin{array}{|c|c|c|} \hline & & \\ \hline \end{array}$ with $(Q_1; Q_2; Q_3)$ and P respectively. The sequences of

partitions labelling the top and right borders of $R_2 = \begin{array}{|c|} \hline \\ \hline \end{array}$ will be S and $(R_1; R_2; R_3)$.

Furthermore, we consider the growth diagram corresponding to $\begin{array}{|c|c|} \hline & \\ \hline \end{array}$ and will label its top and right border with sequences of partitions U and T .

Before we continue with the proof, we have to show two lemmas:

Lemma 4.5. In the situation at the top of Figure 7, applying j to $R_1 = \begin{array}{|c|c|c|} \hline & & \\ \hline \end{array}$ does not affect the partitions labelling corners outside of R_1 . In particular, $S = S$ and $R_3 = R_3$. A similar statement is true for R_2 , thus $P^0 = P$ and $Q_3^0 = Q_3$.

Proof. Consider the effect of applying j to the rectangle R_1 . In this case, obviously, the growth diagram of $\begin{array}{|c|c|c|} \hline & & \\ \hline \end{array}$ stays the same. By Fact 3.6, the growth diagrams $\begin{array}{|c|} \hline \\ \hline \end{array}$ and $\begin{array}{|c|} \hline \\ \hline \end{array}$ are dual Knuth equivalent. This in turn implies that $\begin{array}{|c|} \hline \\ \hline \end{array}$ and $\begin{array}{|c|} \hline \\ \hline \end{array}$ are dual Knuth equivalent. Finally we observe that the partitions labelling the corners in $\begin{array}{|c|c|} \hline & \\ \hline \end{array}$ depend only on the dual Knuth equivalence class of $\begin{array}{|c|} \hline \\ \hline \end{array}$ and the filling itself, which implies the first claim.

The second claim is proved similarly.

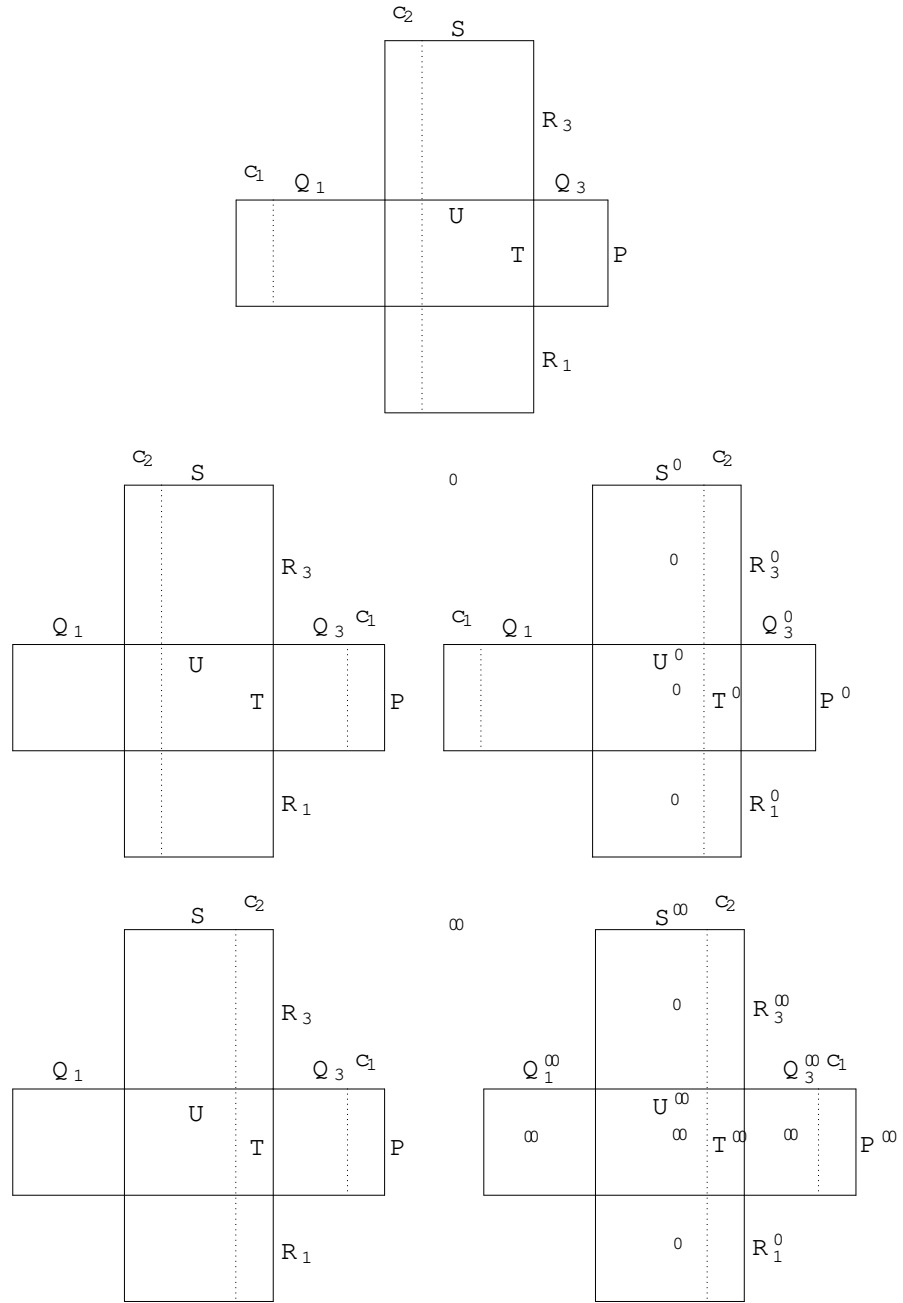


Figure 7. Applying j successively to R_1 and R_2

Lemma 4.6. Consider the following two growth diagrams:

$$\begin{array}{|c|c|} \hline S & Q \\ \hline \square & \square \\ \hline \end{array} P \quad \text{and} \quad \begin{array}{|c|c|} \hline S & U \\ \hline \square & \square \\ \hline \end{array} P ;$$

and suppose furthermore that α and β are Knuth equivalent. Then, applying j to both diagrams we obtain

$$\begin{array}{|c|c|} \hline S^0 & Q^0 \\ \hline 0 & 0 \\ \hline \end{array} P \quad \text{and} \quad \begin{array}{|c|c|} \hline S^0 & U^0 \\ \hline 0 & 0 \\ \hline \end{array} P$$

and the Knuth equivalence of S^0 and U^0 .

Proof. We need to check the claim only for the case where α and β differ by a single Knuth relation. Therefore, we can also assume that α and β consist of only of 3 columns each.

For example, suppose that, schematically, $\alpha = \begin{array}{|c|c|c|} \hline & & \\ \hline \end{array}$ and $\beta = \begin{array}{|c|c|c|} \hline & & \\ \hline \end{array}$. Then, given that α has $n-1$ columns, we have the following relations between the entries n , $n+1$ and $n+2$ in the Young tableaux corresponding to $(S; Q)$ and $(S; U)$:

- $(S; Q)$: $n+2$ lies strictly south and weakly west of n and n lies weakly south and strictly west of $n+1$.
- $(S; U)$: $n+1$ lies strictly south and weakly west of n and n lies weakly south and strictly west of $n+2$.

Now it is easy to see that applying Jeu de Taquin to $(S; Q)$ or $(S; U)$ preserves these relations.

Finally, note that the entries $n, n+1, n+2$ as a set are located at the same places in the Young tableaux corresponding to $(S; Q)$ and $(S; U)$ (in fact, only the entries $n+1$ and $n+2$ are interchanged). The same is true after applying Jeu de Taquin to both of $(S; Q)$ and $(S; U)$. Thus, interchanging $n+1$ and $n+2$ transforms $(S^0; Q^0)$ into $(S^0; U^0)$, which implies the lemma.

We can now return to the proof of Proposition 4.4. On the left hand side of Figure 7 we see what happens to the original filling when we apply j first to the

rectangle $R_1 = \begin{array}{|c|c|c|} \hline & & \\ \hline \end{array}$, to obtain α , and then to β to obtain γ . On the right

hand side the result γ^0 of applying j first to the rectangle $R_2 = \begin{array}{|c|c|c|} \hline & & \\ \hline \end{array}$ and then the

result α^0 of applying j to $\begin{array}{|c|c|} \hline & 0 \\ \hline \end{array}$ is shown. We have to prove that the fillings γ and γ^0 at the bottom of Figure 7 are in fact the same.

$= \gamma^0$: By Lemma 4.5 we have that $S = S$. Applying the same lemma to $\begin{array}{|c|c|} \hline & 0 \\ \hline \end{array}$ in γ^0 we see that $S^0 = S^0$. Finally $S = S^0$, since both are the result of applying Jeu de Taquin to S .

Similarly, by Lemma 4.5 we have that $R_3 = R_3$. Applying the same lemma to $\begin{array}{|c|c|} \hline & 0 \\ \hline \end{array}$ in γ^0 we see that $R_3^0 = R_3^0$. Finally $R_3 = R_3^0$, since j preserves the partitions along the right border of the filling.

We conclude that $\gamma = \gamma^0$, since the partitions along the top and the right border of the two fillings are the same.

$= \alpha^0$: is proved along the same lines as $= \gamma^0$.

$= \alpha^0, T = T^0$: We first observe that $\begin{array}{|c|} \hline \\ \hline \end{array}$ and $\begin{array}{|c|} \hline 0 \\ \hline \end{array}$ are Knuth equivalent. This follows from applying the second part of Fact 3.6 to the rows corresponding

an upper partition, which is given by applying Greene's Theorem to the rectangular region below and to the left of the corner, as wide as the row just above the corner and

a lower partition, which is given by applying Greene's Theorem to the rectangular region below and to the left of the corner, as wide as the row just below the corner.

Of course, if the rows just below and just above the corner are left justified, the two partitions are the same. In this case we will only indicate one partition. In particular, for Ferrers shapes the construction above coincides with the obvious extension of growth diagrams as presented in Section 3 and introduced by Sergey Fomin and Tom Roby [7, 13]. An example of such a generalised growth diagram is given in Figure 8.

Note that, similar to the growth diagrams for rectangular shapes we have the following proposition:

Proposition 5.2. The sequences of partitions along the borders of a generalised growth diagram determine its entries.

Proof. Suppose we have reconstructed the growth diagram up to its i^{th} row, including the sequence of upper partitions along the bottom of this row. If the following row starts at the same column, lower and upper partitions coincide and we proceed using the usual backward rules B1 to B4 as given in Section 3 to obtain the entries of the row and the sequence of upper partitions labelling its bottom corners. Otherwise, it is necessary to reconstruct the sequence of lower partitions labelling the bottom of the i^{th} row first. As the following fact shows, this can be done.

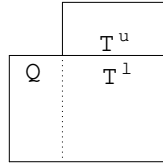


Figure 9. reconstructing T^l from Q and T^u

Fact 5.3. In the situation of Figure 9, T^l is determined by T^u and the initial partition in Q .

Proof. Let l be the number of partitions in T^u . Observe that by Greene's Theorem T^u can be obtained from $(Q; T^l)$ by applying jdt as many times as there are partitions in Q and then keeping only the first l partitions.

It is easy to see using growth diagrams that this implies the uniqueness of T^l .

For convenience, we define a bijection j as follows:

Definition 5.4. Let π be a filling of a Ferrers shape F . Apply j^{-1} to move the last column to the first position, then the second-last column to the second position and so on, to obtain the filling $j(\pi)$ of the stack polyomino defined by reversing the order of the columns of F .

The main theorem of this section relates j and e :

Theorem 5.5. Let α be a filling of a Ferrers shape F . Let $e(\alpha)^r$ be the filling of F obtained by reflecting the filling $e(\alpha)$ along a vertical line. Then $j(\alpha) = e(\alpha)^r$.

Proof. We first recall that the statement is well known for rectangular shapes F : let the sequence of partitions labelling the right corners of α be P and let Q be the sequence of partitions labelling the top corners. Then applying j to α amounts to applying evacuation on Q and leaving P unchanged. Finally, by Fact 3.3, reversing the order of the columns of $j(\alpha)$ amounts to applying evacuation on both P and $ev(Q)$ and transposing the resulting tableaux. Thus, in this case α^r corresponds to tableaux P^t and $ev(ev(Q))^t = Q^t$, which are by definition the tableaux corresponding to $e(\alpha)$.

To prove the general case, we use the notion of generalised growth diagrams and show that the partitions labelling the corners along the borders of $j(\alpha)$ are the same as those of $e(\alpha)^r$.

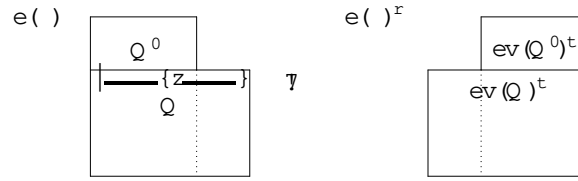


Figure 10. corresponding rows of $e(\alpha)$ and $e(\alpha)^r$

We first describe the partitions labelling the corners of $e(\alpha)^r$. Let Q_i be the sequence of partitions just above the i^{th} row of $e(\alpha)$. Let S_i^u be the sequence of upper partitions just above the i^{th} row of $e(\alpha)^r$ and S_i^l the sequence of lower partitions. Let $S_i^l = ev(Q_i)^t$. Furthermore, if the i^{th} and $(i-1)^{\text{th}}$ row of $e(\alpha)$ have the same length, $S_i^u = S_{i-1}^l = ev(Q_{i-1})^t$. Otherwise, let Q_i^0 be the sequence of partitions consisting of the first l elements of Q_i , where l is the length of the $(i-1)^{\text{th}}$ row. We then have $S_i^u = ev(Q_i^0)^t$.

In Figure 10 the correspondence just described is shown schematically. For the proof, we only need to appeal to Fact 3.3.

We now consider the partitions on the left border of $j(\alpha)$. It suffices to deal with the case where those columns at the right of α having the same height as the last column are moved to the left. Note that subsequent moves of columns from the right to the left do not affect the partitions labelling the corners of columns already moved.

Thus, suppose that the corners along the top border of the largest rectangle containing the last column are labelled with a sequence of partitions Q and suppose that the last l columns of α are of the same height. By definition, the first l lower partitions in $j(\alpha)$ in the same row are just the first l elements of $ev(Q)^t$. Taking into account what we have shown before, this coincides with the labelling obtained by reversing $e(\alpha)$.

It is easy to see that the partitions labelling the right border of $e(\alpha)^r$ and $j(\alpha)$ coincide as well.

References

- [1] Christos A. Athanasiadis, On noncrossing and nonnesting partitions for classical reflection groups, *Electronic Journal of Combinatorics* 5 (1998), Research Paper 42, 16 pp. (electronic).

- [2] Christos A. Athanasiadis and Victor Reiner, Noncrossing partitions for the group D_n , *SIAM Journal on Discrete Mathematics* 18 (2004), no. 2, 397{417 (electronic).
- [3] Jorgen Backelin, Julian West, and Guoce Xin, Wilf-equivalence for singleton classes, *Advances in Applied Mathematics* (to appear).
- [4] Mireille Bousquet-Mélou and Einar Steingrímsson, Decreasing subsequences in permutations and Wilf-equivalence for involutions, *Journal of Algebraic Combinatorics* (2005), no. 4, 383{409, [arXiv:math.CO/0405334](#).
- [5] William Y. C. Chen, Eva Y. P. Deng, Rosena R. X. Du, Richard P. Stanley, and Catherine H. Yan, Crossings and nestings of matchings and partitions, *Transactions of the American Mathematical Society* (2006), [arXiv:math.CO/0501230](#).
- [6] Anna de Mier, k -noncrossing and k -nonnesting graphs and fillings of Ferrers diagrams, [arXiv:math.CO/0602195](#).
- [7] Sergey Fomin, The generalized Robinson-Schensted-Knuth correspondence, *Zapiski Nauchnykh Seminar Leningradskogo Otdeleniya Matematicheskogo Instituta imeni V. A. Steklova Akademii Nauk SSSR (LOMI)* 155 (1986), no. Differentsialnaya Geometriya, Guruppy Liimikh. V III, 156{175, 195.
- [8] Jakob Jonsson, Generalized triangulations and diagonal-free subsets of stack polyominoes, *Journal of Combinatorial Theory, Series A* 112 (2005), no. 1, 117{142.
- [9] Jakob Jonsson and Volkmár Welker, A Spherical Initial Ideal for Pfaffians, (2006), [arXiv:math.CO/0601335](#).
- [10] Anisse Kasraoui and Jiang Zeng, Distribution of crossings, nestings and alignments of two edges in matchings and partitions, [arXiv:math.CO/0601081](#).
- [11] Christian Krattenthaler, Growth diagrams, and increasing and decreasing chains in fillings of Ferrers shapes, *Advances in Applied Mathematics* (to appear), [arXiv:math.CO/0510676](#).
- [12] Victor Reiner, Non-crossing partitions for classical reflection groups, *Discrete Mathematics* 177 (1997), no. 1-3, 195{222.
- [13] Tom Roby, Applications and extensions of Fomin’s generalization of the Robinson-Schensted correspondence to differential posets, Ph.D. thesis, M.I.T., Cambridge, Massachusetts, 1991.
- [14] Richard P. Stanley, *Enumerative combinatorics*, vol. 2, Cambridge University Press, 1999.