

Reversals of chance in paradoxical games

P. Amengual^a P. Meurs^b B. Cleuren^b R. Toral^a

^a*Departament de Física and Institut Mediterrani d'Estudis Avançats, Universitat de les Illes Balears, E07122 Palma de Mallorca, Spain.*

^b*Hasselt University, B-3590 Diepenbeek, Belgium.*

Abstract

We present two collective games with new paradoxical features when they are combined. Besides reproducing the so-called Parrondo effect, where a winning game is obtained from the alternation of two fair games, a new effect appears, i.e., there exists a current inversion when varying the mixing probability between the games. We present a detailed study by means of a discrete-time Markov chain analysis, obtaining analytical expressions for the stationary probabilities for a finite number of players. We also provide some qualitative insight into this new current inversion effect.

Key words: Markov Chain Theory, Parrondo's paradox, Brownian ratchet

PACS: 02.50.Ga, 02.50.-r

1 Introduction

In the past few years there has been an increasing interest in what is known in the literature as Parrondo's paradox [1,2]. This phenomenon shows that the alternation of two fair (or even losing) games can result in a winning game. These so-called Parrondo games were originally defined as follows: Game A is a simple coin tossing game, where the player wins or loses one coin with probabilities p^A and $1 - p^A$ respectively. For game B the winning probability depends on the capital of the player modulo three, governed by the set of probabilities $\{p_B^1, p_B^2, p_B^3\}$. In the (stochastic) combination of these games, either game A or B is played, with probabilities γ and $1 - \gamma$ respectively. The

Email addresses: pau@imedea.uib.es (P. Amengual),
pascal.meurs@uhasselt.be (P. Meurs).

URL: <http://www.imedea.uib.es/~pau> (P. Amengual).

games are said to be fair/losing/losing when on average the player's capital stabilizes/decreases/increases.

In the Parrondo games, to which we will further refer as the original game A and B , the following parameter values were used: $p^A = \frac{1}{2} - \epsilon$, $p_B^1 = \frac{1}{10} - \epsilon$, $p_B^2 = p_B^3 = \frac{3}{4} - \epsilon$. When $\epsilon = 0$ both games A and B played separately are fair, whereas if $\epsilon > 0$ both games turn out to be losing. The Parrondo effect appears when the stochastic ($0 < \gamma < 1$) or periodic combination of these fair/losing games results in a winning game.

These games were first devised in 1996 by the Spanish physicist Juan M. R. Parrondo, who presented them in unpublished form in Torino, Italy [3]. They served as a pedagogical illustration of the flashing ratchet [4], where directed motion is obtained from the random or periodic alternation of two relaxation potentials acting on a Brownian particle, none of which individually produce any net flux. Only recently a quantitative relation has been established between the Brownian ratchet and Parrondo's games [5,6].

Cooperative versions of the games, played by a set of N players, have also been studied. In [7], a set of N players are arranged in a ring and each round a player is chosen randomly to play either game A or B . The original game A is combined with a new game B , for which the winning probability depends on the state (winner/loser) of the nearest neighbors of the selected player. A player is said to be a winner (loser) if he has won (lost) his last game. In [8] again a set of N players is considered, but for this case game A is replaced by a redistribution process where a player is chosen randomly to give away one coin of his capital to another player. When combining this new game with the original game B , the paradox is reproduced.

In this work we present a new version of collective games, where besides obtaining the desired result of a winning game out of two fair games, a new feature appears. The games show under certain circumstances a current inversion when varying γ , i.e. the value of the mixing probability γ determines whether you end up with a winning or a losing game $A+B$. To our knowledge, this effect is new in the literature on paradoxical games, and in the related field of Brownian ratchets, as we will discuss in Sec.3.

2 The games

The games will be played by a set of N players. In each round, a player is selected randomly for playing. Then, with probabilities γ and $1-\gamma$ respectively game A or B is played. Game A is the original game in which the selected player wins or loses one coin with probability p^A and $1-p^A$ respectively. The

winning probabilities in game B depend on the collective state of all players. Again, as in [7], a player is said to be a winner or a loser when he has won or lost respectively his last game. More precisely, the winning probability can have three possible values, determined by the actual number of winners i within the total number of players N , in the following way

$$p_i^B \equiv \text{probability to win in game } B = \begin{cases} p_B^1 & \text{if } i > \lceil \frac{2N}{3} \rceil, \\ p_B^2 & \text{if } \lceil \frac{N}{3} \rceil \leq i \leq \lceil \frac{2N}{3} \rceil, \\ p_B^3 & \text{if } i < \lceil \frac{N}{3} \rceil. \end{cases} \quad (1)$$

where the brackets $\lceil x \rceil$ denote the nearest integer to the number x .

2.1 Analysis of the games

The main quantity of interest is the average gain of the collection of N players when playing the stochastic game $A+B$. Since the winning probability of game B only depend on the total number of winners, it is sufficient to describe the games using a set of $N+1$ different states $\{\sigma_0, \sigma_1, \dots, \sigma_N\}$. A state σ_i is the configuration where i players are labeled as winner and $N-i$ as loser. Transitions between the states will be determined by the forward transition probability p_i , the backward transition probability q_i , and the probability for remaining in the same state r_i , see Fig. 1.

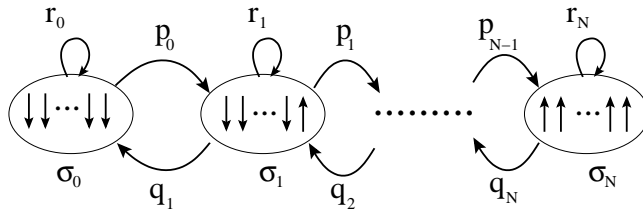


Figure 1. Different states and allowed transitions for N players. The arrows indicate the state of each player being a winner (*arrow up*) or a loser (*arrow down*).

Denoting as $P_i(t)$ the probability of finding the system in state σ_i at the t -th round played, we can write the equation governing its time evolution as

$$P_i(t+1) = p_{i-1}P_{i-1}(t) + r_iP_i(t) + q_{i+1}P_{i+1}(t), \quad (2)$$

with $0 \leq i \leq N$ and where the transition probabilities are given by

$$p_i = \frac{N-i}{N} [\gamma p^A + (1-\gamma) p_i^B], \quad (3)$$

$$r_i = \frac{2i-N}{N} [\gamma p^A + (1-\gamma) p_i^B] + \frac{N-i}{N}, \quad (4)$$

$$q_i = \frac{i}{N} [\gamma (1-p^A) + (1-\gamma) (1-p_i^B)]. \quad (5)$$

The set of transition probabilities (p_i, q_i, r_i) must satisfy the normalization condition $p_i + r_i + q_i = 1$, which implies for the probabilities $P_i(t)$ that $\sum_{i=0}^N P_i(t) = 1$, as long as $\sum_{i=0}^N P_i(t=0) = 1$.

This system of $N+1$ equations can be solved in the stationary state, where the probabilities no longer depend on time $P_i(t) = P_i^{\text{st}}$, and the general solution reads

$$P_i^{\text{st}} = \frac{1}{Z} p_0 p_1 \cdots p_{i-1} q_{i+1} q_{i+2} \cdots q_N, \quad (6)$$

where $0 \leq i \leq N$ and Z is the normalization factor. Once the stationary probabilities are calculated, we can obtain the average winning probability over all states for the stochastic combination $A + B$ (mixing probability γ) from

$$p_{\text{win}}^{A+B} = \sum_{i=0}^N [\gamma p^A + (1-\gamma) p_i^B] P_i^{\text{st}}. \quad (7)$$

The average gain can then easily be evaluated through the expression $J^{A+B} = 2p_{\text{win}}^{A+B} - 1$. The properties of the separate games A and B can be obtained by replacing in the previous expressions γ by 1 or 0 respectively.

2.1.1 The Parrondo effect

The Parrondo effect appears when from the combination of two fair games, we obtain a winning game. Clearly, game A is fair for $p^A = 1/2$. For game B the set of values $\{p_B^1, p_B^2, p_B^3\}$ giving a fair game is more difficult to determine because it depends on the total number of players N . The conditions on p_B^2 for a fair game B have been found analytically by a symbolic manipulation program up to $N < 13$. In Table 1 we find listed the conditions of fairness for p_B^2 up to $N = 5$. When playing only game B ($\gamma = 0$), the following symmetry in the stationary distribution can be deduced from Eq.(6)

$$P_i^{\text{st}, \{p_B^1, p_B^2, p_B^3\}} = P_{N-i}^{\text{st}, \{1-p_B^3, 1-p_B^2, 1-p_B^1\}}. \quad (8)$$

N	p_B^2
2	$\frac{p_B^1 - 1}{p_B^1 - p_B^3 - 1}$
3	$\frac{(p_B^1 - 1)(p_B^3 + 1) + \sqrt{(p_B^1 - 2)(p_B^1 - 1)p_B^3(p_B^3 + 1)}}{(p_B^1 + p_B^3 - 1)}$
4	$\frac{(p_B^1 - 1)^2(p_B^3 + 1)}{1 + p_B^3 + (p_B^1 - 2)(p_B^1 + p_B^1 p_B^3 - (p_B^3)^2)}$
5	$\left[1 - \frac{p_B^3}{p_B^1 - 1} \sqrt{\frac{5 + 2p_B^1(p_B^1 - 3)}{1 + 2p_B^3(1 + p_B^3)}} \right]^{-1}$

Table 1

Condition on p_B^2 in order that game B is fair for $N = 2, \dots, 5$.

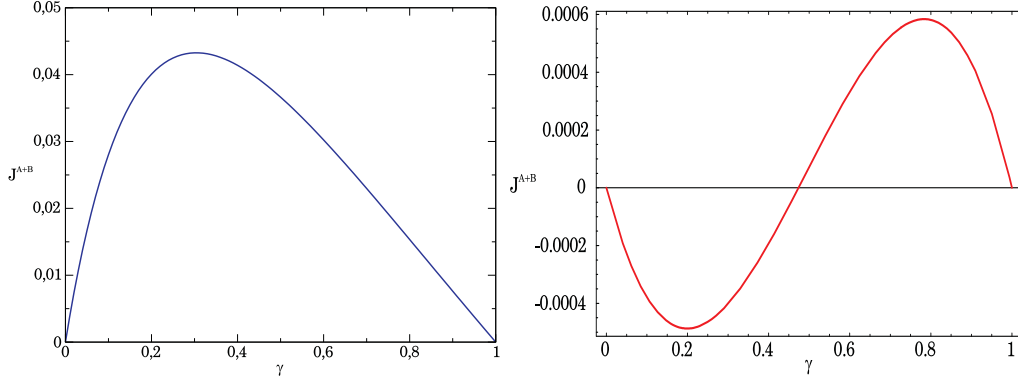


Figure 2. **a)** Plot of the current versus the mixing probability γ between games A and B for $N = 4$ with probabilities $p^A = \frac{1}{2}$, $p_B^1 = 0.79$, $p_B^2 = 0.65$ and $p_B^3 = 0.15$. **b)** Plot of the current versus the mixing probability γ between games A and B for $N = 3$ with probabilities $p^A = \frac{1}{2}$, $p_B^1 = 0.686$, $p_B^2 = 0.423$ and $p_B^3 = 0.8$.

This property implies that p_{win}^{A+B} is unaffected by the parameter transformation: $\{p_B^1, p_B^2, p_B^3\} \rightarrow \{1 - p_B^3, 1 - p_B^2, 1 - p_B^1\}$. It also means that for the parameter set $\{p_B^1, p_B^2 = 1/2, 1 - p_B^1\}$, the stationary probability distribution is symmetric over the states, i.e. $P_i^{\text{st}} = P_{N-i}^{\text{st}}$. Therefore, when combining this with game A, i.e., alternating two games with symmetric probability distributions, always yields a fair game, independent of the values of γ , N and p_B^1 . To see the Parrondo effect, we need another, non-trivial, parameter set which yields a fair game B. For example, for $N = 4$ we obtain a fair game B when $p_B^1 = 0.79$, $p_B^2 = 0.65$ and $p_B^3 = 0.15$. The stochastic combination with game A reproduces the desired Parrondo effect, see Fig. 2.a .

2.2 Results

2.2.1 Two players

For $N = 2$ players, there are 3 different states. Fig. 3.a shows the regions in parameter space $\{\gamma, p_B^1, p_B^3\}$ where the mixing ($0 < \gamma < 1$) between games A and B results in a fair, winning or losing game. Note that p_B^2 is fixed by the condition to have a fair game B , see Table 1. Besides the case $p_B^1 = 1 - p_B^3$, valid for any number of players, also $p_B^1 = p_B^3$ results in a fair game for $N = 2$, independent of the alternation probability γ . From Eq. (6), one can deduce that $p_B^1 = p_B^3$ and $p_B^1 = 1 - p_B^3$ imply a symmetric distribution P_i^{st} over the states, i.e. $P_0^{\text{st}} = P_2^{\text{st}}$. As mentioned before, this property prohibits any net current in the system. For all other values of p_B^1 and p_B^3 the Parrondo effect appears, that is, game $A + B$ is either a winning or a losing game, cf. Fig. 3.a.

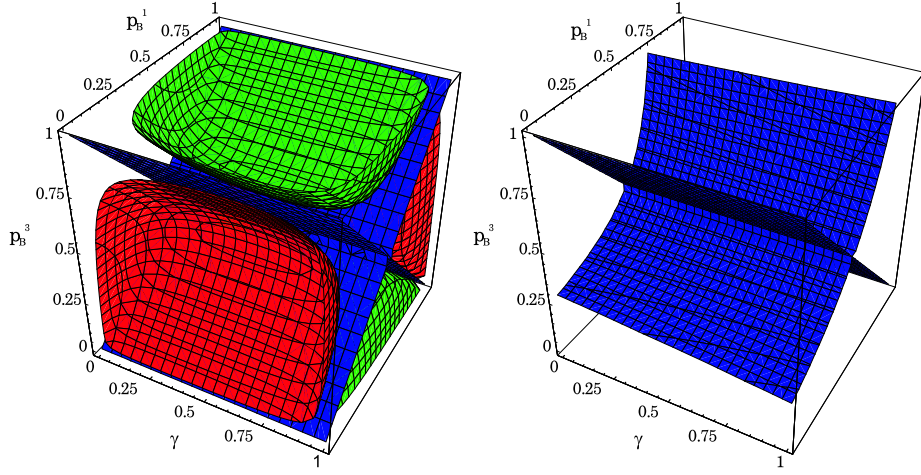


Figure 3. **a)** $N = 2$. The regions in parameter space for for which $p_{\text{win}}^{A+B} = 0.5, 0.499$ and 0.501 , indicating the regions where $A + B$ is fair (*blue*), losing (*red*) and winning (*green*) respectively. The blue diagonal planes show the situations $p_B^1 = 1 - p_B^3$ and $p_B^1 = p_B^3$, for which $A + B$ is fair, independent of γ . **b)** $N = 3$. The regions in parameter space for which the mixing ($0 < \gamma < 1$) between game A and B results in a fair game. Besides the trivial diagonal plane, there is a curved plane – not uniform in γ – for which $J^{A+B} = 0$.

2.2.2 Three players

Fig. 3.b shows for $N = 3$ the surfaces in parameter space $\{\gamma, p_B^1, p_B^3\}$ where $A + B$ is a fair game. Besides the plane $p_B^1 = 1 - p_B^3$, there is a second, curved surface with values of γ different from 0 and 1 which results in $J^{A+B} = 0$. This curved surface is not uniform in γ and is therefore the collection of points of flux reversal between a winning and losing game $A + B$. This implies that, depending on the value of γ we can either have a winning game or a losing game by alternating between two fair games. For example, in Fig. 2.b we have

plotted the current J^{A+B} vs. γ for the set of probabilities $p^A = \frac{1}{2}$, $p_B^1 = 0.686$, $p_B^2 = 0.423$ and $p_B^3 = 0.8$. For low values of γ the resulting game is a losing game, whereas for high values of γ the game turns to be a winning game, cf. Fig 2.b. In both regions there exists an optimal value for γ giving a maximum current. We can provide a qualitative picture that may help understanding the mechanism by which the current inversion phenomenon takes place.

When playing exclusively game B ($\gamma = 0$), the stationary distribution P_i^{st} is not homogeneous. This is reflected by the fact that the central states $\{\sigma_1, \sigma_2\}$ have a higher occupancy probability (P_i^{st}) than the boundary states $\{\sigma_0, \sigma_3\}$. On the other hand, if we look to the winning probability, it is higher in the latter set of states rather than in the former one ($p_B^1, p_B^3 > p_B^2$).

Indeed, the central states can be labelled as *losing* states, as when combining game B with game A for any $0 \leq \gamma < 1$, the average losing probability $p_i^l = \gamma(1 - p^A) + (1 - \gamma)(1 - p_i^B) < \frac{1}{2}$, i.e., it is more likely on average for a player to lose money rather than to win when being in one of these states. On the other hand, for the boundary states the contrary is true: it is more likely to win money rather than to lose for any $0 \leq \gamma < 1$, so we can refer to them as *winning* sites, i.e., $p_i^w = \gamma p^A + (1 - \gamma)p_i^B > \frac{1}{2}$.

When combining game B with A, the resulting game will be fair, losing or winning depending on the net balance between the occupancy probabilities and the average winning probability on each set of central and boundary states. For low γ values (playing game B more often), the high occupancy probability of $\{\sigma_1, \sigma_2\}$ is the dominant part, and due to the low winning probability on these sites the resulting game is a losing game. On the contrary, for higher γ values (playing game A more often), the winning probability on the boundary sites $\{\sigma_0, \sigma_3\}$ is high enough to compensate their low occupancy, resulting in a winning game.

2.2.3 N players

For a general number of players, we have not been able to find the analytical expressions for a fair game B. Nevertheless, we will show numerically that the results for $N = 3$ are representative for any N . This is illustrated by Fig. 4, where the parameter space $\{p_B^2, p_B^3\}$ giving a fair game B is shown, corresponding to a fixed $p_B^1 = 0.4$ and different values of N . As shown, the different curves seem to converge to a limiting curve as N increases. Note that all curves intersect at the trivial point $\{p_B^1 = 0.4, p_B^2 = 0.5, p_B^3 = 0.6\}$.

We can also obtain the parameter space where the current inversion takes place, for different values of N . For clarity reasons we show in Fig. 5 only a vertical slice corresponding to a fixed $\gamma = 0.4$, and different values of N . Again, the regions for which a flux inversion exists, doesn't seem to depend

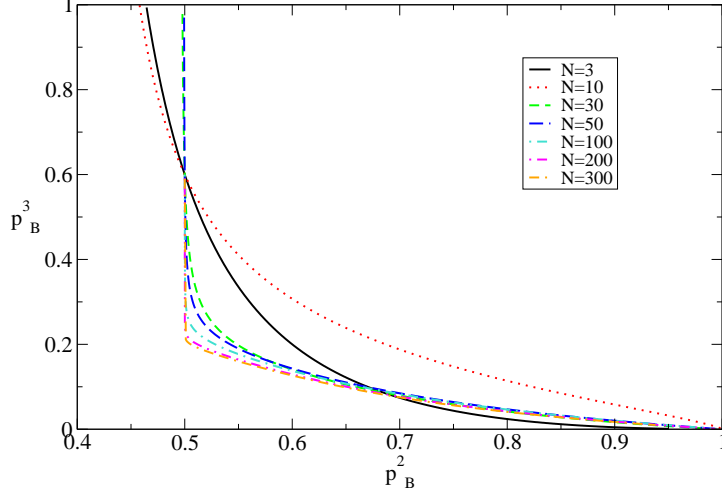


Figure 4. Plot of the parameter space $\{p_B^2, p_B^3\}$ for a fixed $p_B^1 = 0.4$ that gives a fair game B for different values of $N = 3, 10, 30, 50, 100, 200$ and 300 . As it can be seen, the curves seem to converge to a limiting curve as N increases.

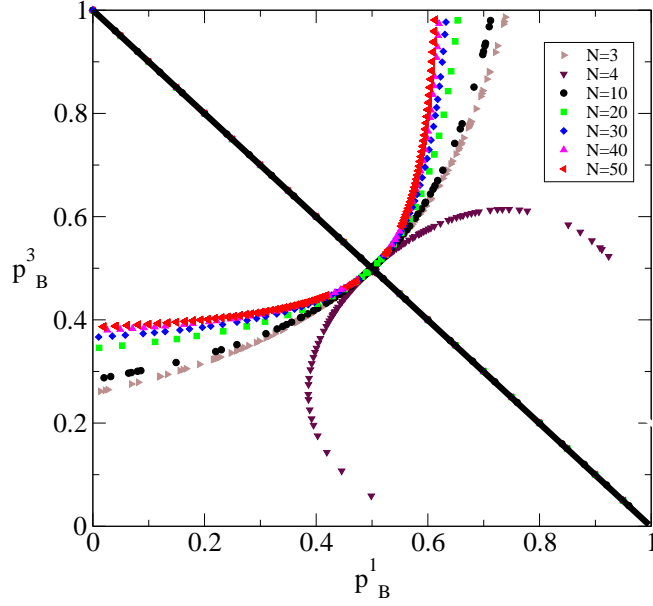


Figure 5. Plot of the points in parameter space $\{p_B^1, p_B^3\}$ where (for $\gamma = 0.4$ fixed) $A + B$ is a fair game. Results for different values of the total number of players $N = 3, 4, 10, 20, 30, 40$ and 50 are shown. The diagonal line shows the common plane $p_B^1 = 1 - p_B^3$, that corresponds to a fair game B for any number of players N .

much on N . The only exception is $N = 4$, for which the curve bends in the other direction. This is a consequence of the fact that for $N = 4$ there exists only one state (namely σ_2) where the probability p_B^2 is used. This is confirmed by our findings when we modify the definition of game B such that there is for any N only one state where p_B^2 is used. The fact that all curves of inversion points are symmetric upon reflection about the plane $p_B^1 = 1 - p_B^3$ is a consequence of the property of Eq. (8).

3 Parrondo's games and the current inversion

As stated previously, in the original Parrondo games the effect of a current inversion when varying the mixing probability γ is not possible. One way of understanding the reason is by means of the relation that has been established recently [5,6,9] between the Brownian ratchet and Parrondo's games. A fair or unfair paradoxical game corresponds to a periodic or tilted potential respectively in the model of a Brownian ratchet.

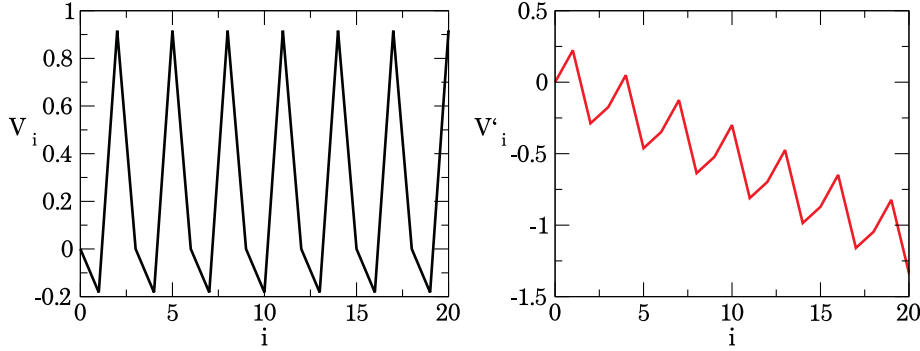


Figure 6. **a)** Plot of the potential related to the original Parrondo game B obtained with the relation described in [5]. **b)** Effective potential that we obtain when alternating between the original Parrondo games A and B with probability $\gamma = \frac{1}{2}$.

As an illustration, we have depicted the potential corresponding to the original game B in Fig. 6.a. If we now combine game B with A –which would have an associated flat potential– with a certain probability γ , the potential obtained is no longer periodic, i.e., it is tilted to the right in agreement with the direction of the flux, see Fig. 6.b. Therefore, the question now reduces to explain why there is no current inversion in the flashing ratchet model when varying the rate of alternation between the potentials.

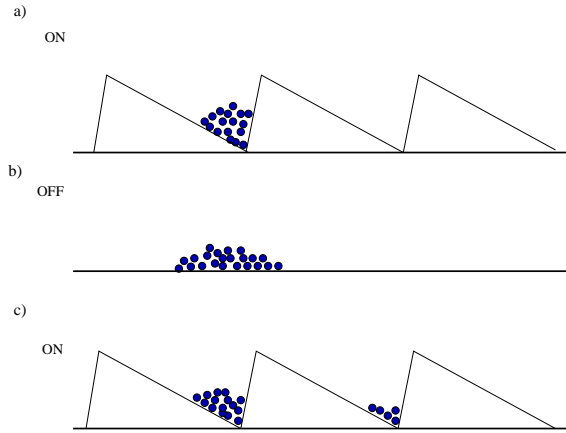


Figure 7. Different stages of the mechanism of rectification when switching a ratchet potential on and off.

In the flashing ratchet model, the appearance of a flux when alternating between a flat and an asymmetric potential is due to a rectification process: if we consider a bunch of Brownian particles subjected to a ratchet potential, they will tend to remain in the potential well for a sufficiently small temperature –see Fig. 7.a . When the potential is switched off the particles start diffusing, and if we wait for long enough, it is more likely that a small fraction of particles will reach the vicinity of the potential well located to the right, rather than the one on the left, due to the geometry of the potential. Switching on and off the potential many times, generates a net flux to the right. Whence, whatever the rate of alternation between these two potentials, it will always be more likely for a particle to move rightwards rather leftwards. Therefore it will be impossible to obtain a current reversal by means of varying only the flip rate of the potentials.

4 Conclusions

We have presented a new type of collective Parrondo games. These games present, besides the Parrondo effect, a current inversion when varying the alternation probability γ between the two games A and B. This phenomenon is new in the literature on paradoxical games and the related ratchet models. Analytical expressions for the games have been obtained for a finite number of players using discrete-time Markov chain techniques. We have also explained qualitatively the reason of this current inversion.

It remains as an open question the possible implications of these findings in the field of the Brownian ratchet, as well as the possibility of finding a physical model equivalent to this collective game.

Acknowledgments: The authors thank C. Van den Broeck for very helpful discussions. PA and RT acknowledge financial support from the Ministerio de Educación y Ciencia (Spain), FEDER projects FIS2004-5073, FIS2004-953. PA is supported from the local government of the Balearic Islands.

References

- [1] G. P. Harmer, D. Abbott, Losing strategies can win by Parrondo's paradox, *Nature* 402 (1999) 864.
- [2] G. P. Harmer, D. Abbott, A review of Parrondo's paradox, *Fluctuation and Noise Letters* 2 (2002) R71–R107.

- [3] J. M. R. Parrondo, How to cheat a bad mathematician, EEC HC&M Network on Complexity and Chaos(#ERBCHRX-CT 940 546), Torino, Italy (1996). Unpublished.
- [4] P. Reimann, Brownian motors: noisy transport far from equilibrium, *Physics Reports* 361 (2002) 57–265.
- [5] R. Toral, P. Amengual, S. Mangioni, Parrondo’s games as a discrete ratchet, *Physica A* 327 (2003) 105–110.
- [6] R. Toral, P. Amengual, S. Mangioni, A Fokker-Planck description for Parrondo’s games, *Proc. SPIE Noise in complex systems and stochastic dynamics* 5114 (2003) 309–317.
- [7] R. Toral, Cooperative Parrondo’s games, *Fluctuations and Noise Letters* 1 (2001) L7–L12.
- [8] R. Toral, Capital redistribution brings wealth by Parrondo’s paradox, *Fluctuations and Noise Letters* 2 (2002) L305–L311.
- [9] P. Amengual, R. Toral, Exact ratchet description of Parrondo’s games with self-transitions, *Noise in Complex Systems and Stochastic Dynamics II. Proc. of SPIE* 5471 (2004) 407–415.