

KNOTS

From combinatorics of knot diagrams to combinatorial topology
based on knots

Warszawa, November 30, 1984 { Bethesda, October 31, 2004

Jozef H. Przytycki

LIST OF CHAPTERS:

Chapter I: Preliminaries

Chapter II: History of Knot Theory

Chapter III: Conway type invariants

Chapter IV : Goeritz and Seifert matrices

Chapter V : Graphs and links

This e-print. Chapter V starts at page 5

Chapter VI: Fox n-colorings, Rational moves,
Lagrangian tangles and Burnside groups

Chapter VII: Symmetries of links

Chapter VIII: Different links with the same
Jones type polynomials

Chapter IX : Skein modules

Chapter X : Khovanov Homology : categorification of the Kauffman bracket relation

e-print: <http://arxiv.org/pdf/math.GT/0512630>

Appendix I.

Appendix II.

Appendix III.

Introduction

This book is about classical Knot Theory, that is, about the position of a circle (a knot) or of a number of disjoint circles (a link) in the space \mathbb{R}^3 or in the sphere S^3 . We also venture into Knot Theory in general 3-dimensional manifolds.

The book has its predecessor in Lecture Notes on Knot Theory, which was published in Polish¹ in 1995 [P-18]. A rough translation of the Notes (by J Wiśniewski) was ready by the summer of 1995. It differed from the Polish edition with the addition of the full proof of Reidemeister's theorem. While I couldn't find time to refine the translation and prepare the final manuscript, I was adding new material and rewriting existing chapters. In this way I created a new book based on the Polish Lecture Notes but expanded 3-fold. Only the first part of Chapter III (formerly Chapter II), on Conway's algebras is essentially unchanged from the Polish book and is based on preprints [P-1].

As to the origin of the Lecture Notes, I was teaching an advanced course in theory of 3-manifolds and Knot Theory at Warsaw University and it was only natural to write down my talks (see Introduction to (Polish) Lecture Notes). I wrote the proposal for the Lecture Notes by the December 1, 1984 deadline. In fact I had to stop for a while our work on generalization of the Alexander-Conway and Jones polynomials in order to submit the proposal. From that time several excellent books on Knot Theory have been published on various level and for various readership. This is reflected in my choice

¹The Polish edition was prepared for the "Knot Theory" mini-seminar at the Stefan Banach Center, Warsaw, Poland, July-August, 1995.

of material for the book { knot theory is too broad to cover every aspect in one volume. I decided to concentrate on topics on which I was/am doing an active research. Even with this choice the full account of skein module theory is relegated to a separate book (but broad outline is given in Chapter IX).

In the first Chapter we offer historical perspective to the mathematical theory of knots, starting from the first precise approach to Knot Theory by Max Dehn and Poul Heegaard in the Mathematical Encyclopedia [D-H] 1907. We start the chapter by introducing lattice knots and polygonal knots. The main part of the chapter is devoted to the proof of Reidemeister's theorem which allows combinatorial treatment of Knot Theory.

In the second Chapter we offer the history of Knot Theory starting from the ancient Greek tract on surgeon's slings, through Heegaard's thesis relating knots with the field of analysis situs (modern algebraic topology) newly developed by Poincaré, and ending with the Jones polynomial and related knot invariants.

In the third Chapter we discuss invariants of Conway type; that is, invariants which have the following property: the values of the invariant for oriented links L_0 and L_- determine its value for the link L_+ (similarly, the values of the invariant for L_0 and L_+ determine its value for L_-). The diagrams of oriented links L_0 , L_- and L_+ are different only at small disks as pictured in Fig. 0.1.

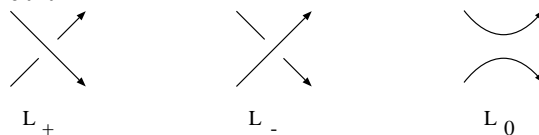


Fig. 0.1

Some classical invariants of knots turn out to be invariants of Conway type. These include the number of components, the global linking number, the normalized Alexander polynomial (Conway polynomial), the signature, the Jones polynomial, and its 2-variable generalization known as the Jones-Conway or HOMFLY polynomial². Sikora's proof that Conway algebras do not give any invariants of links, stronger than Jones-Conway polynomial, is given in Chapter 3. In the second part we will also discuss generalizations of Conway type invariants which are obtained by adding an extra diagram

²Actually, it seems that there is no fixed name for this invariant; the following names are also used: Conway-Jones, Flypmoth, HOMFLY, skein, Thomasp, twisted Alexander, generalized Jones, two variables Jones.

L_1 , see Fig. 0.3. We will also discuss Kauffman's method of constructing invariants of links.

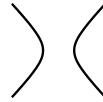


Fig. 0.3

In the fourth Chapter of the notes we will describe Goeritz and Seifert matrices and their relations to the Jones type link invariants.

In the fifth Chapter we present applications of graphs in Knot Theory and we prove two classical conjectures of Tait by using the Jones and Kauffman polynomials. Moreover, we discuss two important classes of links: alternating links and their generalizations, adequate links.

In the sixth Chapter we discuss several open problems in classical Knot Theory and we develop techniques that allow us to study them: Lagrangian tangles and Burnside groups.

In the seventh Chapter we examine symmetries of links. New polynomial invariants provide us with very efficient criteria for studying symmetric links. As an application we give a partial characterization of knots which are obtained from trajectories of a point in a 3-dimensional billiard.

In the eighth Chapter we analyze various methods of constructing different links with the same Jones type polynomials. We demonstrate how ideas from the Graph Theory and statistical mechanics are fruitfully applied in the Knot Theory.

In the ninth Chapter, we propose a generalization of Jones-type invariants to any 3-dimensional manifold via a construction of skein modules. Our method leads to algebraic topology based on knots³. We sketch the theory in this chapter and the full account will be described in the sequel book that is under preparation [P-30].

In the tenth Chapter, we describe Khovanov homology of links in S^3 . We study the size (thickness) of them and their torsion part. Subsequently we describe generalization of Khovanov homology to a 3-manifold being an I -bundle over a surface. In this case we relate Khovanov homology with the Kauffman bracket skein module discussed in the ninth Chapter.

The book is supplemented with three appendices... SEE Introduction before CHAPTER I.

³During the first half of the XX century the branch of topology which is now named algebraic topology was called combinatorial topology. This name motivates the subtitle of this book.

Chapter V

Graphs and links

Bethesda, October 31, 2004

In Chapter V we present several results which demonstrate a close connection and useful exchange of ideas between graph theory and knot theory. These disciplines were shown to be related from the time of Tait (if not Listing) but the great flow of ideas started only after Jones' discoveries. The first deep relation in this new trend was demonstrated by Morwen Thistlethwaite and we describe several results by him in this Chapter. We also present results from two preprints [P-P-0, P-34], in particular we sketch two generalizations of the Tutte polynomial of graphs, $(G; x; y)$, or, more precisely, the deletion-contraction method which Tutte polynomial utilizes. The first generalization considers, instead of graphs, general objects called setoids or group systems. The second one deals with completion of the expansion of a graph with respect to subgraphs. We are motivated here by finite type invariants of links developed by Vassiliev and Gusarov along the line presented in [P-9] (compare Chapter IX). The dichromatic Hopf algebra, described in Section 2, have its origin in Vassiliev-Gusarov theory mixed with work of G. Carlo-Rota and his former student (now professor at GWU) W. Schmitt.

V.1 Knots, graphs and their polynomials

In this section we discuss relations between graph and knot theories. We describe several applications of graphs to knots. In particular we consider various interpretations of the Tutte polynomial of graphs in knot theory. This serves as an introduction to the subsequent sections where we prove two of the classical conjectures of Tait [Ta]. In the present section we rely mostly on [Thi-1, Thi-5] and [P-P-1].

By a graph G we understand a finite set $V(G)$ of vertices together with a finite set of edges $E(G)$. To any edge we associate a pair of (not necessarily distinct) vertices which we call endpoints of the edge. We allow that the graph G has multiple edges and loops (Fig. 1.1)¹. A loop is an edge with one endpoint.

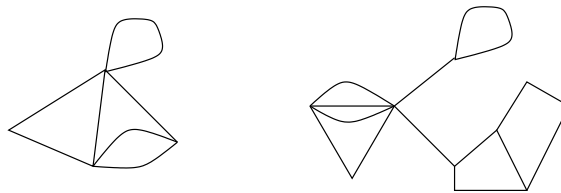


Fig. 1.1

By $p_0(G)$ we denote the number of components of the graph G and by $p_1(G)$ we denote its cyclomatic number, i.e. the minimal number of edges which have to be removed from the graph in order to get a graph without cycles.² A connected graph without cycles (i.e. $p_0 = 1$, $p_1 = 0$) is called a tree. If G has no cycles, i.e. $p_1 = 0$, then the graph G is called a forest. By a spanning tree (resp. forest) of the graph G we understand a tree (resp. forest) in G which contains all vertices of G . By an isthmus of G we understand an edge of G , removal of which increases the number of components of the graph.

To a given graph we can associate a polynomial in various ways. The first such a polynomial, called the chromatic polynomial of a graph, was

¹In terms of algebraic topology a graph is a 1-dimensional CW-complex. Often it is called a pseudograph and the word "graph" is reserved for a 1-dimensional simplicial complex, that is, loops and multiple edges are not allowed. We will use in such a case the term a simple (or classical) graph. If multiple edges are allowed but loops are not we use often the term a multigraph, [Bo-1]

²In terms of algebraic topology $p_0(G)$ and $p_1(G)$ are equal to dimensions of homology groups $H_0(G)$ and $H_1(G)$, respectively. In this context the notation b_0 and b_1 is used and numbers are called the Betti numbers.

introduced by Birkhoff in 1912 [Birk]³. For a natural number k , the chromatic polynomial, denoted by $C(G; k)$, counts the number of possible ways of coloring the vertices of G in k colors in such a way that each edge has endpoints colored in different colors (compare Exercise 1.14). The chromatic polynomial was generalized by Whitney and Tutte [Tut-1].

Definition V.1.1 The following conditions define the Tutte polynomial⁴ $T(G; x; y) \in \mathbb{Z}[x; y]$ of a graph G :

- (1) $T(\emptyset) = T(\text{pt}) = 1$
- (2) $T(G \cup e) = x T(G)$
- (3) $T(G \cap e) = y T(G)$
- (4) $T(G_1 \cup G_2) = T(G_1) T(G_2)$, where the product $G_1 \cup G_2$ is obtained from G_1 and G_2 by identifying two vertices, each one chosen on each of the two graphs⁵.
- (5) $T(G_1 \sqcup G_2) = T(G_1) T(G_2)$, where \sqcup denotes the disjoint sum of graphs.
- (6) $T(G) = T(G - e) + T(G \cdot e)$, where e is an edge which is neither a loop nor an isthmus and $G \cdot e$ denotes contracting of the edge e , i.e. a graph which is obtained from G by removing e and identifying its endpoints.

Before we show that Tutte polynomial is well defined we suggest the following exercise.

Exercise V.1.2 Prove that $T(T_{i,j}) = x^i y^j$, where $T_{i,j}$ is a connected graph obtained from a tree of i edges by adding j loops to it.

In this exercise we use the Euler's lemma that every tree has a vertex of degree 1, where degree (or valency) of a vertex is the number of incident edges (counting a loop twice).

³J.B. Listing, in 1847 [Lis], introduced polynomial of knot diagrams. For a graph G , the Listing polynomial, denoted by $JBL(G)$, can be interpreted as follows: $JBL(G) = \sum a_i(G) x^i$ where $a_i(G)$ is the number of vertices in G of valency i .

⁴Tutte called this polynomial the dichromat.

⁵The product depends on the choice of base point vertices which are identified. The precise notation should be $(G_1; v_1) \cup (G_2; v_2)$.

In order to prove the existence of the Tutte polynomial⁶ we will consider a slightly more general polynomial invariant of graphs, which is closely related to link polynomials. Namely, we will define the Kauffman bracket polynomial and we will compare it with the Tutte polynomial.

Definition V.1.3 The Kauffman bracket polynomial $\langle G \rangle$ of the graph G ($\langle G \rangle \in \mathbb{Z}[A, B]$) is defined inductively by the following formulas:

- (1) $\langle \text{point} \rangle = 1$
- (2) $\langle G_1 \cup G_2 \rangle = \langle G_1 \rangle \langle G_2 \rangle$
- (3) $\langle G \rangle = B \langle G - e \rangle + A \langle G \circ e \rangle$ where $G - e = G \circ e$ if e is not a loop, and if e is a loop, then by $G \circ e$ we understand a graph with the edge e removed and one "free" vertex added.

The Kauffman bracket polynomial of a graph is uniquely defined as our rules allow computation of a polynomial for every graph. It is well defined because it can be given by a single formula which satisfies our rules.

Lemma V.1.4

$$\langle G \rangle = \sum_{S \subseteq E(G)} p_0(G-S) + p_1(G-S) A^{|E(G)-S|} B^{|S|}$$

where S is an arbitrary set of edges of G , including the empty set, and $G-S$ denotes a graph obtained from G by removing all these edges.

Exercise V.1.5 Prove that the formula for $\langle G \rangle$ introduced in Lemma 1.4 satisfies all conditions which are set up in the Definition 1.3. In particular, show that if G is a tree with loops then $\langle G \rangle = (A+B)^a (B+A)^b$, where a is the number of edges in the tree and b is the number of loops.

Theorem V.1.6 The following identity holds

$$\langle G \rangle = p_0(G) B^{p_1(G)} A^{E(G)-p_1(G)} (G; x; y)$$

where $x = \frac{A+B}{A}$ and $y = \frac{B+A}{B}$.

⁶In patient reader can prove existence quickly by first ordering edges of G and then using formula (6) for edges, in chosen ordering, till one reaches trees with loops for which the formula from Exercise 1.2 is applied. Then one checks that changing ordering of edges preserve the polynomial; compare Fig. 1.4.

Proof. Using properties of the Kauffman bracket polynomial, one can verify easily that $\langle G; x; y \rangle$ computed from the theorem satisfies the conditions of Definition 1.1 (c.f. [P-P-1]). In particular if e is an edge of G which is neither an isthmus nor a loop and assuming that the theorem holds for $G - e$ and $G = e$, we obtain:

$$\begin{aligned} & \langle G; x; y \rangle = \langle G - e; x; y \rangle + \langle G = e; x; y \rangle \\ & = \langle G - e; x; y \rangle + \langle G = e; x; y \rangle \\ & = \langle G - e; x; y \rangle + \langle G = e; x; y \rangle \\ & = \langle G - e; x; y \rangle + \langle G = e; x; y \rangle \end{aligned}$$

There are some simple but very useful properties of Tutte polynomial which follow quickly from our definition and basic properties of 2-connected graphs.

Definition V.1.7 (i) We say that a graph G is 2-connected if it is connected and has no cut vertex, i.e. G cannot be expressed as $G_1 \cup G_2$ with G_i having more than one vertex or being a loop.

(ii) More generally we say that a graph G is n -connected if it is $(n-1)$ -connected and cannot be obtained from two graphs G_1 and G_2 , each of at least n vertices by gluing them together along $n-1$ vertices.

Lemma V.1.8 Let e be any edge of a 2-connected graph G then

- (i) if G has more than one edge then $G - e$ and $G = e$ are connected.
- (ii) Either $G - e$ or $G = e$ is 2-connected⁷.
- (iii) Let H be any 2-connected subgraph of G then one can obtain H from G by a sequence of deletions and contractions in such a way that every graph on the way between G and H is 2-connected.
- (iv) If H is a minor of G that is H can be obtained from G by a sequence of deletions and contractions and H is 2-connected then we can find such a sequence so that every graph on the way is 2-connected.

Proof:

- (i) If G has more than one edge and $G - e$ was a disjoint sum of G_1 (which is not one vertex graph) and G_2^0 , then we take G_2 obtained from G_2^0 by adding e to it. Then $G = G_1 \cup G_2$, the contradiction.

⁷ I have been informed by Robin Thom as that analogous theorem holds for 3-connected graphs: Every 3-connected graph G on at least five vertices has an edge e such that the graph $G - e$ or $G = e$ is 3-connected. There is similar theorem for 4-connected graphs but nothing is known for $n > 4$.

- (ii) It holds for 1-edge graph so let assume that G has at least two edges. Let us assume now that $G - e$ is not 2-connected and that v is a vertex the removal of which makes $G - e$ disconnected; see Fig. 1.2. Note that v cannot be an endpoint of e . Let v_e be a vertex of $G - e$ obtained from endpoints of e . Clearly v_e cannot be a cut vertex of $G - e$, Fig. 1.2. On the other hand v_e is the only possible vertex which can be a cut vertex of $G - e$ (any other cut vertex of $G - e$ would be also a cut vertex of G). Thus $G - e$ is 2-connected.

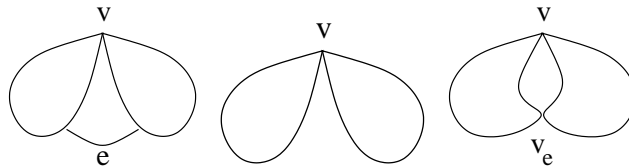
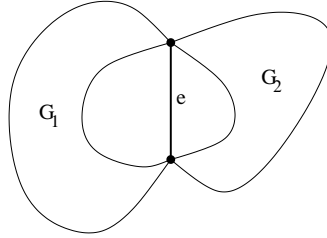


Fig. 1.2. Graphs G , $G - e$ and $G - e_e$

- (iii) We proceed by induction on the number of edges $E(G) - E(H)$. Of course (ii) holds for $H = G$ so assume that e is an edge in G but not in H . If at least one vertex of e is not in H then H is a subgraph of $G - e$ and $G - e_e$ and we use an inductive assumption for that one which is 2-connected. If every edge in $E(G) - E(H)$ has both endpoints on H then deleting any edge of $E(G) - E(H)$ gives 2-connected graph. One can visualize it by observing that adding an edge, which is not a loop, to a 2-connected graph (H in our case) leads to a 2-connected graph.
- (iv) We modify inductive proof given in (iii) to this more general situation. As before assume that e is an edge in G but not an edge of H . If at least one endpoint of e is not in H (one vertex in H can correspond to several vertices in G) then H is a minor of $G - e$ and $G - e_e$ and we use an inductive assumption for that one which is 2-connected. If every edge in $E(G) - E(H)$ has both endpoints in H and these endpoints are identified in H then we contract this edge if $G - e$ is 2-connected. If $G - e$ is not 2-connected then G can be decomposed into $G_1 \cup e \cup G_2$ as shown in Fig. 1.3 with $G_1 \cup G_2$, $G_1 \cup e$ and $e \cup G_2$ 2-connected.

Fig. 1.3. G is 2-connected but $G - e$ is not

Because endpoints of e are identified in H and H is 2-connected therefore whole graph $G_1 \cup e$ is minor (by deleting and contracting) to a point in H for $i = 1$ or 2 . Assume that it holds for $i = 2$. Then we can use part (iii) of the lemma (or just inductive assumption) to the 2-connected subgraph $G_1 \cup e$ of G . Thus we can reach $G_1 \cup e$ from G via 2-connected graphs and H is a minor of $G_1 \cup e$ so we can use inductive assumption once more. Finally assume that every edge in $E(G) \setminus E(H)$ has both endpoints on H and these endpoints are different in H . Therefore H is a subgraph of G and we can just delete these edges one by one (as in (iii)).

Corollary V.1.9

Let $(G; x; y) = \sum v_{ij} x^i y^j$. Then

- (i) $v_{ij} = 0$ and $v_{0,0} = 0$ if $\deg(G) > 0$.
- (ii) Let us assume that G is a 2-connected graph with at least two edges, in particular G has neither a loop nor an isthmus. Then $v_{0,1} = v_{1,0} > 0$.
- (iii) (a) If G is a 2-connected graph with at least three vertices then $v_{2,0} > 0$.
(b) If G is a 2-connected graph with at least three edges then $v_{0,2} + v_{2,0} - v_{1,1} > 0$.
- (iv) If G is a 2-connected graph which is neither an n -gon nor a generalized theta curve⁸ (two vertices, connected by n edges) then $v_{1,1} > 0$.
- (v) If the graph G has t isthmuses and s loops then


$$(G; x; y) = x^s y^t (G_1; x; y) (G_2; x; y) \cdots (G_t; x; y);$$

where G_i are 2-connected components of G with more than one edge.


⁸The generalized theta curve is dual to a polygon; compare Theorem 1.13.

We extend our proposition in Exercise 1.11.

Proof:

- (i) It follows from the definition of the Tutte polynomial (Def. 1.1).
- (ii) We apply induction with respect to the number of edges in the graph. We start with a graph , for which Corollary 1.9(ii) holds, that is $(\text{graph}; x; y) = x + y$, and thus $v_{0,1} = v_{1,0} = 1$. Now let G be an arbitrary 2-connected graph which has $|E(G)| > 2$ edges and we assume that for graphs with a smaller number of edges the property 1.9(ii) is true. Let e be an arbitrary edge of G . Since e is neither a loop nor an isthmus it follows that $|E(G)| = |E(G - e)| + |E(G = e)|$. Now, to prove that $v_{0,1}; v_{1,0} > 0$ we use Lemma 1.8 (either $G - e$ or $G = e$ is 2-connected) and the inductive assumption. To see that $v_{0,1} = v_{0,1}$ we use additionally the fact that if a graph $G - e$ or $G = e$ is not 2-connected then it has an isthmus or a loop and then $v_{0,1} = v_{1,0} = 0$.

We can reformulate the idea of our proof in a more sophisticated manner by saying that we proved that every 2-connected graph G with at least two edges has $v_{0,1} > 0$ as its minor (in the class of 2-connected graphs).

- (iii) (a) If G has n -gon as a subgraph ($n > 2$) then $(G; x; y)$ contains as a summand the Tutte polynomial of the n -gon, that is $x^{n-1} + \dots + x^2 + x + y$ and $v_{2,0} > 0$. Otherwise G is a generalized theta curve of $n > 2$ edges (that is it has 2 vertices connected by n edges) and then $(G; x; y) = x + y + y^2 + \dots + y^n$ so $v_{2,0} = 0$.
- (b) The formula $v_{0,2} + v_{2,0} - v_{1,1} = v_{1,0}$ holds for any graph with at least 3 edges. We check first that it holds for a tree with loops and for any graph with exactly 3 edges. Then one induct on the number of edges using Tutte formula, Definition 1.1(6) (see [Bo-2], Exercise X.7.8 and its generalization by T.H. Brylawski⁹).
- (iv) If G is neither an n -gon nor the generalized theta curve then G has the graph  as its minor (in fact G contains an n -gon, ($n > 2$), with two of its vertices connected by a path outside a polygon, as a subgraph).

⁹Brylawski's formula says that for a graph G with more than h edges we have the identity

$$\sum_{i=0}^h \sum_{j=0}^h (-1)^{i+j} \binom{h-i}{j} v_{i,j} = 0:$$

Now $\langle \Diamond; x; y \rangle = x^2 + x + xy + y + y^2$ and we use Corollary (iii) and Tutte formula (6) of Definition 1.1 to complete the proof of (iv).

(v) It follows from Properties (2-4) of Definition 1.1.

Corollary V.1.10 The numbers $v_{0,1}$ and $v_{1,0}$ are topological invariants of the graph. That is, if a graph G has at least two edges and e is its edge then the subdivision of e ($e \rightarrow e_1 \cup e_2$) changes neither $v_{0,1}$ nor $v_{1,0}$.

Proof: Let G^0 be a graph obtained from G by dividing the edge e into e_1 and e_2 . For any graph with an edge, $v_{0,0} = 0$. Now if e is an isthmus of G , then $\langle G \rangle = x \langle G - e \rangle$, thus $v_{1,0}(G) = v_{0,0}(G - e) = 0$ and $v_{0,1}(G) = 0$. Similarly G^0 has an isthmus, so $v_{1,0}(G^0) = v_{0,1}(G^0) = 0$. We can also give more general argument, based on the formula of Corollary 1.8 (iii), that is G has at least two edges and is connected but not 2-connected, then $v_{1,0}(G) = v_{0,1}(G) = 0$.

Assume now that e is not an isthmus of G . Then e_1 is neither an isthmus nor a loop of G^0 . Thus $\langle G^0 \rangle = \langle G^0 - e_1 \rangle + \langle G^0 \ominus e_1 \rangle$ but $G^0 \ominus e_1 = G$ and $G^0 - e_1$ has an isthmus and therefore $v_{0,1}(G^0 - e_1) = v_{1,0}(G^0 - e_1) = 0$. Finally $v_{1,0}(G^0) = v_{1,0}(G)$ and $v_{0,1}(G^0) = v_{0,1}(G)$. This concludes the proof of Corollary 1.10. If G has only one edge, e , then e is either an isthmus and $\langle G; x; y \rangle = x$, $\langle G^0; x; y \rangle = x^2$, or e is a loop and $\langle G; x; y \rangle = y$, $\langle G^0; x; y \rangle = x + y$ and $v_{1,0}$ is changed.

Exercise V.1.11 Let G be a connected graph with cyclomatic number equal to $p_1(G)$, and with $d(G)$ edges in every spanning tree ($d(G) = \sum(G) - p_1(G) = \sum(G) - 1$). Show that:

- (1) If p is the number of loops in G then $v_{d,p} = 1$. Furthermore $v_{i,j} = 0$ if $i > d(G)$.
- (2) If s is the number of isthmuses in G then $v_{s,p_1(G)} = 1$. Furthermore $v_{i,j} = 0$ if $j > p_1(G)$.
- (3) (a) If $x^i y^j$ is the maximal degree monomial dividing $\langle G \rangle$ then G has i isthmuses and j loops.
 (b) The numbers $p_1(G); d(G); \sum(G)$ and $\sum(G)$ are determined by $\langle G \rangle$.
- (4) Let G be a 2-connected graph with at least two edges. Then:
 $v_{0,j} > 0$ if and only if $1 \leq j \leq p_1(G)$ and $v_{i,0} > 0$ if and only if $1 \leq i \leq d(G)$. In particular $\langle G; x; y \rangle$ contains the sum $x^{d(G)} + \dots + x + y + \dots + y^{p_1(G)}$.

- (5) If G is a 3-connected graph of at least 4 vertices then $(G; x; y)$ contains as a summand the Tutte polynomial of the complete graph on 4 vertices, $(K_4; x; y) = x^3 + 3x^2 + 2x + 4xy + 2y + 3y^2 + y^3$.
- (6) Formulate analogue of part (5) for 4- and 5-connected planar graphs knowing that every 4-connected planar graph with at least 5 vertices has the octahedral graph as its minor (Fig. 1.9) and that every 5-connected planar graph with at least 6 vertices has the icosahedral graph as its minor [Bo-1].

Hint. The crucial fact we use in the inductive proof of Part (4) is Corollary 1.9(ii) (G or G^c is 2-connected). In Part (5) we should show first that K_4 is a minor of every 3-connected graph with at least 4 vertices.

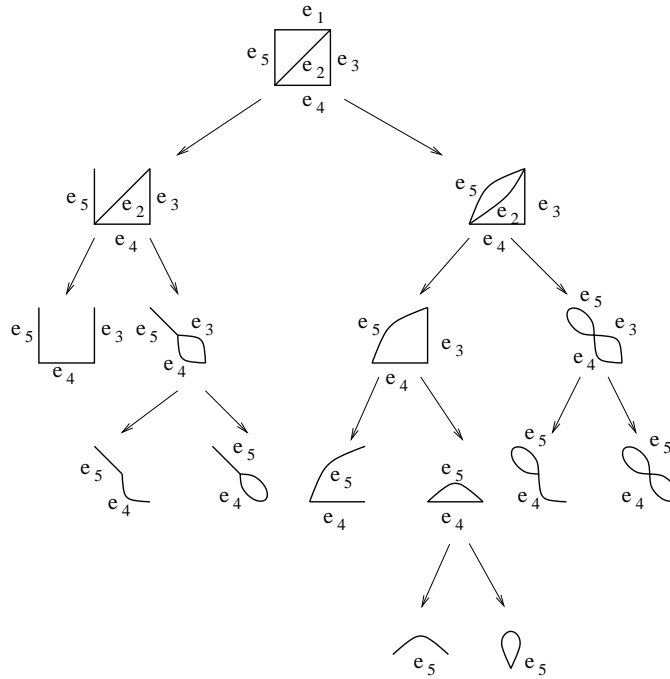
Exercise V.1.12 Let $(G_1) (G_2)$ denote the 2 vertex product of graphs, that is we choose 2 vertices $v_i; w_i$ on G_i , $i = 1; 2$ and identify v_1 with v_2 and w_1 with w_2 (in full notation $(G_1; v_1; w_1) (G_2; v_2; w_2)$).

- (i) Find the formula for the Kaufman bracket $\langle (G_1) (G_2) \rangle$ when $\langle G_1 \rangle, \langle G_1^d \rangle, \langle G_2 \rangle, \langle G_2^d \rangle$ are given. Here G_i^d is the graph obtained from G_i by identifying v_i with w_i .
- (ii) Show that the Kaufman bracket polynomial of $(G_1) (G_2)$ does not depend on the ordering of identified vertices, that is $\langle (G_1; v_1; w_1) (G_2; v_2; w_2) \rangle = \langle (G_1; v_1; w_1) (G_2; w_2; v_2) \rangle$. Borrowing terminology from Knot Theory we say that the second graph is obtained from the first by mutation¹⁰ and it is called the mutant of the first graph (Fig. XX present a pair of mutant graphs).
- (iii) Show that if G_1 and G_2 are 2-connected graphs and $v_1 \notin w_1$, and $v_2 \notin w_2$ then $(G_1; v_1; w_1) (G_2; v_2; w_2)$ is a 2-connected graph.

Below we outline the underlining ideas of the Tutte work on polynomial and relations to Knot Theory (following [P-P-0]).

Order edges of $G : e_1; e_2; \dots; e_E$. To find $(G; x; y)$ we apply deleting-contracting formula to edges of G one by one (according to our ordering) and never using an isthmus or a loop. Our computation can be summarized by a binary computational tree, whose leaves are trees with loops (as G is connected). See figure below.

¹⁰The term Whitney twist is occasionally used in graph theory but sometimes it means the operation which keeps the abstract graph and changes only its plane embedding.

Fig.1.4: Computational tree for the Tutte polynomial of \square .

Leaves of the binary computational tree are in bijection with spanning trees of G . For a leaf F , the associated spanning tree is composed of isthmuses of F (called internally active edges) and edges of G contracted on the way from G to F (called internally inactive edges). This approach gives probably the simplest description (and proof) of the celebrated Tutte formula for the Tutte polynomial of a graph with ordered vertices:

$$(G; x; y) = \sum_T x^{\text{IA}(T)} y^{\text{EA}(T)}$$

where the sum is taken over all spanning trees of G , and for a spanning tree T and associated leaf of the binary computational tree, F , $\text{IA}(T)$ denote the number of internally active edges of G that is isthmuses of F , and $\text{EA}(T)$ denote the number of externally active edges of G that is loops of F .

With this setting the proof of the Tutte formula is an easy task. Also Exercise 1.11 follows easily, for example no leaf can have more than $d(G)$ isthmuses and there is exactly one leaf with $d(G)$ isthmuses and p loops (we choose a path, in the binary computational tree, composed only of $(p_1(G) - p)$ deletions. This proves part (1) of 1.11.

A graph is called planar if it can be embedded in a plane and it is called plane if it is embedded in a plane.

For a plane graph G we define its dual graph $G^?$ in the following way: If G is connected then the vertices of $G^?$ are connected components of $\mathbb{R}^2 - G$. To every edge e of G corresponds the dual edge $e^?$ of $G^?$ joining vertices (regions of $\mathbb{R}^2 - G$) separated by e , see Fig. 1.5. In particular, G and $G^?$ have the same number of edges. $G^?$ can have different embeddings in a plane but $G^?$ for a plane graph G is uniquely defined in $S^2 = \mathbb{R}^2 \cup \{1\}$.

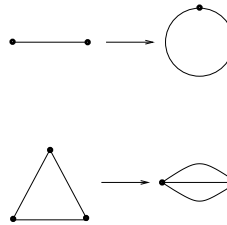


Fig. 1.5

If the graph G is not connected then $G^?$ is, by definition, a disjoint sum of graphs dual to components of G .

For different embeddings of a connected planar graph G we can get different duals (even if G is 2-connected), see Fig. 1.6. However if G is a 3-connected (Def. 1.7) planar graph then $G^?$ is uniquely defined¹¹.

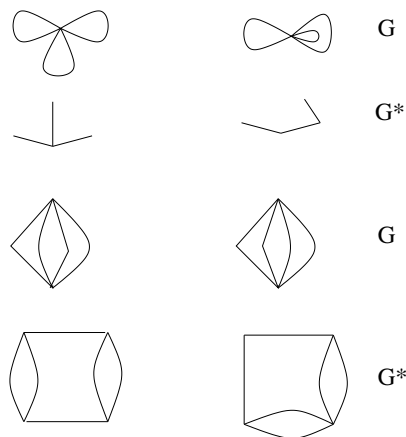


Fig. 1.6

¹¹It is known that a 3-connected planar graph has unique embedding in $\mathbb{R}^2 \cup \{1\} = S^2$, [Tut-2].

Exercise V.1.13 Prove that for the plane graph:

(i)

$$(G^*)^* = G :$$

(ii) If G is 2-connected then G^* is 2-connected.

Hint. Show that if $G = G_1 \cup G_2$ then $G^* = G_1^* \cup G_2^*$.

Theorem V.1.14 If G is a planar graph then

$$(1) \quad (G; x; y) = (G^*; y; x)$$

a similar identity holds for the Kauffman bracket polynomial

$$(2) \quad hG; i_{A; B} = hG^*; i_{B; A}$$

Proof.

(1) First, let us note that a single edge is dual to a single loop (Fig. 1.5), so the result is true for a graph with one edge. Next, we make an easy induction with respect to the number of edges in the graph.

(2) Similarly as in (1) we can apply induction or use directly Theorem 1.6.

Exercise V.1.15 Let us recall that for a given graph G and a positive integer n we define $C(G; n)$ to be equal to the number of possible ways of coloring the vertices of G in n colors in such a way that the edges have endpoints colored in different colors. Show that:

(1) (a) If G has n vertices and no edges then $C(G; n) = n^n$. If G contains a loop then $C(G; n) = 0$.

(b) If an edge e is not a loop then

$$C(G; n) = C(G - e; n) + C(G = e; n)$$

(2) Prove that $C(G; n)$ and $(G; x; y)$ are related by the formula

$$C(G; n) = (-1)^{j(G)} p_0(G) - p_0(G) (G; 1; 0)$$

(the chromatic polynomial is determined by the Tutte polynomial and the number of components of G . Recall that $j(G)$ is determined by the Tutte polynomial, Exercise 1.11 (b)).

(3) (a) Show that if G has at least one edge then $C(G; 1) = 0$.


(b) Show that the number¹² $v_{1,0}$ introduced in Corollary 1.9 is equal, up to the sign, to the derivative of the chromatic polynomial evaluated at 1; we have $v_{1,0} = (-1)^{V(G)} (P_0(G) - 1) C^0(G; -) = 1$.

(4) Show that $C(G; -)$ and $\langle G \rangle_{A,B}$ are related by the formula

$$C(G; -) = (-1)^{V(G)-1} \left(\frac{B}{A}\right)^{P_0(G)+1-P_1(G)} A^{E(G)} \langle G \rangle_{A,B}$$

$$\text{for } - = \frac{B}{A}, \quad - = \left(\frac{B}{A}\right)^2 = -^2.$$

The property (2) implies that $C(G; -)$ is an invariant polynomial (in variable $-$) of the graph G and it can be defined by properties 1(a) and 1(b). The polynomial $C(G; -)$ is called the chromatic polynomial of the graph G .

Corollary V.1.16 (i) $\langle G; 1; 1 \rangle = \mathbb{E}(G)$ for a connected graph without loops and isthmuses and the equality holds only for a polygonal graph or the generalized theta curve, or the graph . $\langle G; 1; 1 \rangle$ is named the determinant or complexity of a connected graph and equal to the number of spanning trees of the graph, as explained before (compare also historical remarks in Subsection V.1.1).

(ii) (Murasugi) The determinant of a non-split alternating link is no less than its crossing number (minimal number of crossings). Furthermore the equality holds only for a $(2; k)$ torus links and the connected sum of two Hopf links.

(iii) $\langle G; 1; 1 \rangle = \mathbb{E}(G) + 10$ for a 3-connected graph with at least 4 vertices and the equality holds for K_4 .

(iv) $\langle G; 1; 1 \rangle = 2\mathbb{E}(G) + 10$ if G is 3-connected graph with at least 4 vertices and different from K_4 .

Part (ii) follows from (i) when diagrams are converted to links and a (monochromatic) graph translates into an alternating link. This is explained below.

There are several ways of translating diagrams of links into graphs. We begin with a classic one (introduced by Tait in 1876) which seems to be the most useful, up to now. We will consider 2-color graphs. That is: their edges will be colored in black and white and denoted by b and w ,

¹²For a connected graph G , $v_{1,0}$ is named the chromatic invariant of G [Big].

respectively. Frequently, in literature, black edges are denoted positive (+) and white edges are called negative (-).

Now, given a connected diagram of a link L , we can color connected components of the complement of the diagram in the plane in black and white. We color them so that neighboring components are colored in different colors — exactly as in the construction of Goeritz matrix (checkerboard coloring). Subsequently, we construct a planar graph $G(L)$. Vertices of $G(L)$ represent black components of the divided plane and edges represent crossings. Moreover, the edge associated to a given crossing is either black or white depending on the situation described in Fig. 1.7.

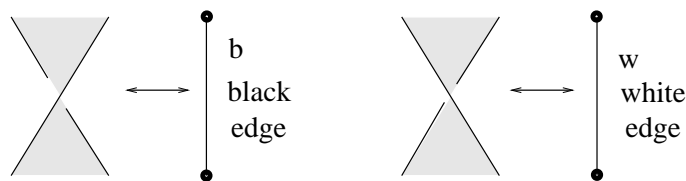


Fig. 1.7

Examples of graphs associated to diagrams are pictured in Fig. 1.8.

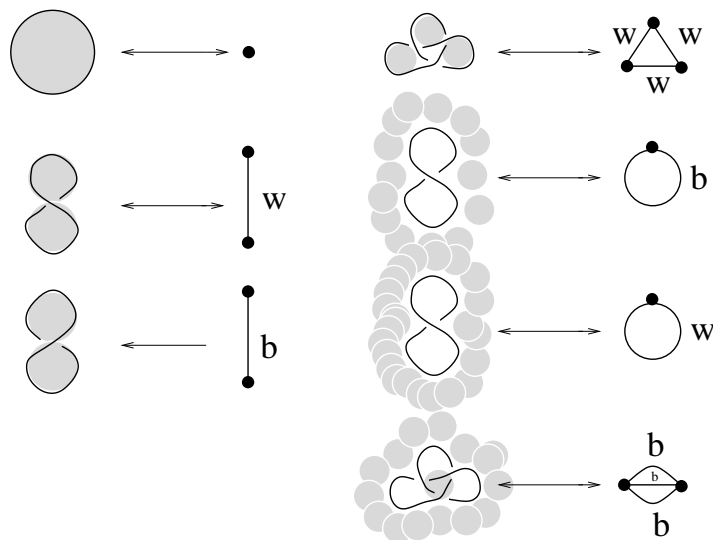


Fig. 1.8




Fig. 1.9; Octahedral graph (with all b edges) and the associated link diagram

We see that the graph associated to a diagram of a link does not depend only on the diagram but also on the checkerboard colorings of the plane containing the diagram.

Lemma V.1.17 Let L be a connected diagram of a link. Then the related two checkerboard colorings of the plane yield two dual graphs and the duality interchanges the colors of edges (black to white and vice versa).

The proof follows immediately from the construction of $G(L)$.

If the diagram L is oriented then the edges of $G(L)$ are not only colored in black or white but also signed (+ or -). By definition, the sign of an edge is equal to the sign of the crossing to which the edge is associated, (c.f. Fig. 1.10).

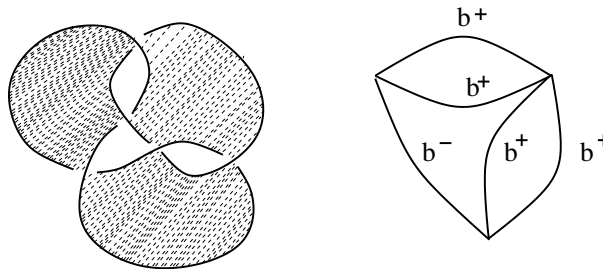


Fig. 1.10

Let us note that not all signed 2-color graphs are associated to diagrams. The simplest example is the graph b^+ ; compare Section 5 and [K0].

Another way of translating of signed 2-color planar graphs to oriented links comes from an idea of Jaeger [Ja-1] which was developed in [P-P-1], see also [A-P-R].

For a given 2-color (b or w), signed (+ or -), planar graph G we associate an oriented diagram of a link $D(G)$ together with a checkerboard coloring of the plane. We do it according to the rules explained in Fig. 1.11:

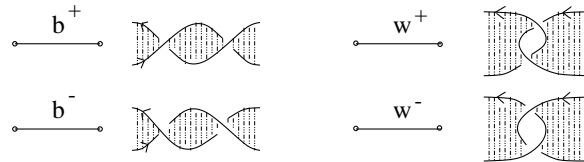


Fig. 1.11

Examples illustrating the construction of $D(G)$ are shown in Fig. 1.12.

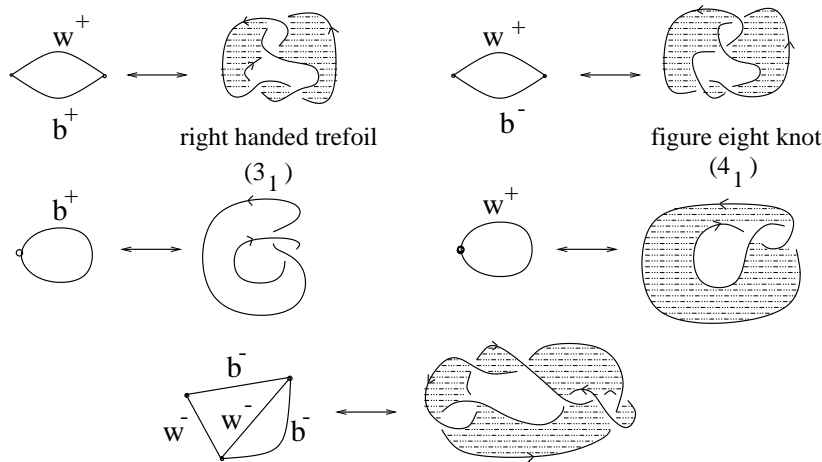




Fig. 1.12

Diagrams of knots which are of the form $D(G)$ for some 2-color signed graph are called *matched diagrams*. Every 2-bridge link has a matched diagram [P-10] but probably it is not true that any link has a matched diagram however the existence of a counterexample is still an open problem¹³.

Conjecture V.1.18 (i) Not every link has a matched diagram.

(ii) Every oriented link is t_3 -move ( \rightarrow ) equivalent to a link with a matched diagram.

¹³A similar concept was considered before by J.H. Conway who constructed knots which probably do not possess a matched diagram [Kir].

We can further extend translation from plane graphs to links by considering weighted (by elements of $\mathbb{Q} \setminus \{1\}$) graphs and decorating the vertices of a medial graph¹⁴ by $\frac{\mathbb{P}}{\mathbb{Q}}$ -rational tangles (compare Chapter VI). For integer tangles this translation was crucial in the proof that computing most of substitutions in Jones, HOMFLY and Kauffman polynomials is NP-hard [J-V-W], compare Corollary 5.17.

V.1.1 Polynomial invariants of chromatic graphs

In this part we give, after [PP-1, PP-2], a historical introduction to chromatic polynomials. We allow general weights on edges of a graph and develop formulas allowing a universal change of variables in dealing with various versions of polynomials.

$\chi(G; 1; 1) = \tau(G)$ denotes, as before, the complexity of the graph G , that is, the number of its spanning trees. Invariant χ was introduced and studied by Kirchhoff [Kirch]. It has been noted in [BSST] that if e is an edge of G that is not a loop then

$$\chi(G) = \chi(G - e) + \chi(G = e)$$

As noted by Tutte ([Tut-4]; p. 51), this equality had been long familiar to the authors of [BSST]. The equality inspired Tutte to investigate all graphs invariants, $W(G)$, which satisfy the identity

$$W(G) = W(G - e) + W(G = e)$$

This led to the discovery of the dichromatic polynomial and its variant, the Tutte polynomial [Tut-1, Tut-3].¹⁵ The ring of graphs from [Tut-1], obtained by taking the module of formal linear combinations of graphs and dividing this module by a submodule generated by deleting-contracting linear relations, can be thought as a precursor of skein modules of links discussed in Chapter IX.

C.M. Fortuin and P.W. Kasteleyn generalized the dichromatic polynomial to chromatic (weighted) graphs [FK] (compare also O.J. Heilmann [Hei]).

¹⁴A medial graph G^m of a plane graph G is constructed by choosing vertices (of degree 4) in the middle of edges of G and connecting them along edges of G as in the link diagram. In other words, G^m is obtained from a diagram associated to the graph by identifying the overcrossing with the underscrossing at every crossing of the diagram.

¹⁵H. Whitney [Whit-1, Whit-2] was considering graph invariants $m_{i,j}$ which are essentially the coefficients of the dichromatic polynomial. He also analyzed closer the topological graph invariants m_i which corresponds to the coefficient of the flow polynomial [Whit-3]. R.M. Foster noticed [Whit-1] that $m_{i,j}$ invariants satisfy $m_{i,j}(G) = m_{i,j}(G - e) + m_{i-1,j}(G = e)$.

The research of [F-K, Hei] was motivated by "statistical mechanics" considerations. One should stress here that only slightly earlier H.N.V. Temperley discovered that the partition function for the Potts model is equivalent to the dichromatic polynomial of the underlying graph [Ess, T-L].

The dichromatic polynomial for chromatic graphs gained new importance after the Jones discovery of new polynomial invariants of links and the observation of Thistlethwaite that the Jones polynomial of links is closely related to the Tutte polynomial of graphs. Several researches rediscovered the dichromatic polynomial and analyzed its properties [K-9, M-7, Tra-2, P-P-1, Yet, Zas].

The following version of the dichromatic polynomial is motivated by connections between graphs and links.

A chromatic graph is a graph with a function c on the edges, where $c : (E(G)) \rightarrow \mathbb{Z} \setminus \{0\}$; lg . The first element of the pair $c(e)$ is called the color and the second the attribute (d - for dark, l for light) of the edge e . Note that chromatic graphs are extensions of signed graphs where the attribute of an edge corresponds to its sign (plus or minus) or b/w colored graphs considered in the previous section. The dual to a connected chromatic plane graph G is the graph $G^* = (V(G^*); E(G^*))$ where $V(G^*)$ and $E(G^*)$ are defined as for non-chromatic graphs and the edge e^* dual to e has assigned the same color as e and the opposite attribute. Furthermore, \overline{G} denotes the graph obtained from G by reversing attributes of every edge (following knot theory analogy we say that \overline{G} is a mirror image of G).

Theorem V.1.19 There exists an invariant of chromatic graphs $R(G) = R(G; r_1, r_2; A_i, B_i)$ which is uniquely defined by the following properties:

$$(1) R(T_n) = r_1^{n-1}; \text{ where } T_n \text{ is the } n\text{-vertex graph with no edges,}$$

(2)

$$R(G) = \left(\frac{r_1}{r_2}\right)^{d_i} B_i R(G - d_i) + r_2^{d_i} A_i R(G = d_i)$$

$$R(G) = \left(\frac{r_1}{r_2}\right)^{l_i} A_i R(G - l_i) + r_2^{l_i} B_i R(G = l_i)$$

where

$$d(e) = \begin{cases} 0 & \text{if } e \text{ is not an isthmus} \\ 1 & \text{if } e \text{ is an isthmus} \end{cases}$$

$$l(e) = \begin{cases} 0 & \text{if } e \text{ is not a loop} \\ 1 & \text{if } e \text{ is a loop} \end{cases}$$

Our variables have been chosen in such a way that the invariants for a plane graph G and its dual G^* are symmetric in the following sense:

Lemma V.1.20 If G is a plane graph then

$$R(G) = R(G; r_1; r_2; A_i; B_i) = R(G; r_2; r_1; A_i; B_i)$$

Note, that $R(G)$ is a 2-isomorphism invariant of connected chromatic graphs. Generally, when G is not necessarily connected and $\epsilon \neq 1$ then the polynomial measures also the number of connected components of the graph. If we put $\epsilon = 1$ then the dichromatic polynomial, R , and its property described in Lemma V.1.20 can be extended to matroids (see [Zas] for a full analysis of the Tutte polynomial of colored matroids) or more generally to colored Tutte set systems (see [P-P-0]).

Let S denote a subset of edges of a graph G . By $(G; S)$ we denote the subgraph of G which includes all the vertices of G but only edges in S . The polynomial $R(G)$ has the following "state model" expansion:

Lemma V.1.21

$$R(G; r_1; r_2; A_i; B_i) = \sum_{S \subseteq E(G)} r_1^{p_0(G; S)} r_2^{p_1(G; S)} \prod_{i=1}^n A_i^{d_i^+} B_i^{d_i^-}$$

where the sum is taken over all subsets of $E(G)$, and d_i^+ is the number of dark edges in S of the i^{th} color, d_i^- is the number of light edges in $E(G) \setminus S$ of the i^{th} color, d_i^- is the number of dark edges in $E(G) \setminus S$ of the i^{th} color, and d_i^+ is the number of light edges in S of the i^{th} color.

In the above lemma we consider a subset S of the set of edges to be the state of G in the sense that edges in S are marked to be contracted and the edges in $E(G) \setminus S$ are marked to be deleted.

Below we list a few easy but useful properties of $R(G)$.

Lemma V.1.22

$$(i) \quad R(\overline{G}; r_1; r_2; A_i; B_i) = R(G; r_1; r_2; B_i; A_i)$$

(ii) For any i , the number of i^{th} colored edges of G is equal to $d_i^+ + d_i^-$ which is equal to the highest power of A_i in $R(G)$

- (iii) If $G_1 \cup G_2$ is a one vertex product of G_1 and G_2 and $G_1 \sqcup G_2$ is a disjoint sum of G_1 and G_2 then

$$R(G_1 \sqcup G_2) = R(G_1 \cup G_2) = R(G_1)R(G_2)$$

- (iv) If G is a loop or isthmus then we have

$$R(\text{loop}_{d_i}) = B_i + r_2 A_i$$

$$R(\text{loop}_{l_i}) = A_i + r_2 B_i$$

$$R(\text{isthm}_{d_i}) = A_i + r_1 B_i$$

$$R(\text{isthm}_{l_i}) = B_i + r_1 A_i$$

where d_i (resp., l_i) denotes a dark (resp., a light) edge of the i^{th} color.

- (v) If $Q(G; t; z)$ is the Traldi's version¹⁶ of the dichromatic polynomial [Tra-2] then

$$Q(G; t; z) = \frac{tR(G; r_1; r_2; A_i; B_i)}{\prod_i B_i^{E_i(G)}}$$

where $r_1 = t$, $r_2 = z$, $E_i(G)$ denotes the number of i^{th} colored edges in G , and the weight, $w(e)$, of an edge e of G is defined by:

$$w(e) = \begin{cases} \frac{A_i}{B_i} & \text{if } e \text{ is a } d_i \text{ edge} \\ \frac{B_i}{A_i} & \text{if } e \text{ is an } l_i \text{ edge} \end{cases}$$

Note that both versions of the dichromatic polynomial are equivalent because, by Lemma V.1.21 (ii), $E_i(G)$ is determined by $R(G)$. Furthermore $Q(G; t; z)$ determines $E_i(G)$ and $p_0(G)$.

¹⁶Traldi's polynomial is characterized by the following properties: (i) $Q(T_n; t; z) = t^n$, (ii) $Q(G_1 \sqcup G_2; t; z) = Q(G_1; t; z)Q(G_2; t; z)$, (iii) If e is not a loop then $Q(G; t; z) = Q(G - e; t; z) + w(e)Q(G = e; t; z)$, (iv) if e is a loop then $Q(G; t; z) = (1 + w(e)z)Q(G - e; t; z)$, (v) if e is an isthmus then $Q(G; t; z) = (w(e) + t)Q(G - e; t; z)$, (vi) if the weight $w(e)$ of an edge e is equal to zero then $Q(G; t; z) = Q(G - e; t; z)$.

V.2 Setoids and Dichromatic Hopf algebras

In this section we sketch two generalizations of the Tutte polynomial, $\chi(S)$, or, more precisely, deletion-contraction method. The first generalization considers, instead of graphs, general object called setoids or group system, in the second approach we work with graphs but initial data are also graphs (finite type invariants of links have given motivation here).

Definition V.2.1 A setoid $S = (E; T)$ is a pair composed of a set E and a set of its subsets $T \subseteq 2^E$. By analogy with graph we call elements of E – edges and elements of T – trees (corresponding to spanning trees in a graph). An isthmus is an edge contained in all trees of the setoid. A loop is an edge belonging to no tree. The setoid $S \setminus e$ is defined to be $(E \setminus e; T \setminus 2^{E \setminus e})$ that is trees of $S \setminus e$ are elements of T which do not contain e . We say that $S \setminus e$ is obtained from S by a deleting operation. The setoid $S = e$ is defined to be $(E \setminus e; T^0)$ where $t \in T^0$ if $t \cap e$ is in T . We say that $S = e$ is obtained from S by a contracting operation. For a setoid S we associate complementary, or dual, setoid $S^* = (E; 2^E \setminus T)$. If E is finite, we say that S is a finite setoid. If T is finite and every element of T is finite we say that S is finitely presented.

To define the Tutte polynomial of a setoid, $\chi(S)$, we can follow definition for graphs, except that one have to add a special conditions to guarantee independence on the orderings of edges. It is convenient to define special setoids as setoids for which the result of computation of a polynomial does not depend on the order of computation.

Definition V.2.2 A special setoid is a setoid for which we can associate a polynomial invariant of links, Tutte polynomial, $\chi(S) \in \mathbb{Z}[x; y]$ satisfying:

- (i) If S has only one tree, then we put $\chi(S) = x^i y^j$ where i is the number of elements in the tree and j the number of elements not in the tree. Furthermore for the empty T , we put $\chi(S) = 1$.
- (ii) If e is an edge of a setoid which is neither an isthmus nor a loop then we have a deleting-contracting formula:

$$\chi(S) = \chi(S \setminus e) + \chi(S = e)$$

Graphs are examples of special setoids. More generally matroids are special setoids¹⁷. Below we describe a class of setoids slightly generalizing matroids.

¹⁷ In the case of matroids, trees are called basis and isthmuses – co-loops.

Definition V.2.3 We say that a setoid satisfies an exchange property (shortly E -setoid) if for every tree t and an edge $e \in t$ not an isthmus of S there is an edge f outside t such that $t \setminus e \cup f$ is a tree. Furthermore for every edge f not in t not a loop of S there is an edge e in t such that $t \setminus e \cup f$ is a tree.

Among properties of E -setoids we list a few of interest to us.

- (i) A dual to an E -setoid is an E -setoid.
- (ii) Exchange property is a hereditary property, that is if e is neither an isthmus nor a loop of an E -setoid S then $S \setminus e$ and $S = e$ are E -setoids.
- (iii) If e and f are neither isthmuses nor a loops of an E -setoid S then
 - (a) f cannot be a loop of $S \setminus e$ or isthmus of $S = e$.
 - (b) If f is an isthmus of $S \setminus e$ then e is an isthmus of $S \setminus f$.
 - (c) If f is a loop of $S = e$ then e is a loop of $S = f$.
- (iv) An E -setoid is a special setoid so has well defined Tutte polynomial.

Among special setoids one should also mention symmetric setoids, that is setoid whose set of trees is invariant under any permutation of edges. In fact a symmetric setoid is an E -setoid.

If S is a finite setoid with ordered edges then the polynomial can be always computed, using the computational binary tree build according to the ordering of edges with leaves being setoids with one tree (exactly as we did in the case of graphs). Fig.2.1 shows an examples of a computation. Thus for a setoid with an ordering of edges we have the well defined Tutte polynomial $T(S)$. We can however associate an invariant to a setoid in many ways so it does not depend on orderings.

Proposition V.2.4 We have the following invariants of a finite setoid $S = (E; T)$.

- (1) The set of polynomials (with possible repetitions) $f(S)$ over all ordering of edges, σ .
- (2) The greatest common divisor of polynomials from (1).
- (3) The smallest common multiple of polynomials from (1).
- (4) The ideal I_S in $\mathbb{Z}[x; y]$ generated by polynomials from (1).

- (5) The algebraic set associated to I_S .
- (6) The coordinate ring of the algebraic set of (5).
- (7) The Tutte polynomial $t_{\text{sym}}(S) = t(S_{\text{sym}})$ that is a polynomial of the symmetrization S_{sym} of the setoid S defined by $S_{\text{sym}} = (E; T_{\text{sym}})$ where T_{sym} is the smallest set of trees containing T and invariant under permutations of edges; see an example of the computation for $S = (fe_1; e_2; e_3g; ffe_1g; fe_2; e_3gg)$ in Fig.2.1.

$$S = (\{e_1, e_2, e_3\}, \{\{e_1\}, \{e_2, e_3\}\})$$

$$S_{\text{sym}} = (\{e_1, e_2, e_3\}, \{\{e_1\}, \{e_2\}, \{e_3\}, \{e_1, e_2\}\{e_1, e_3\}\{e_2, e_3\}\})$$

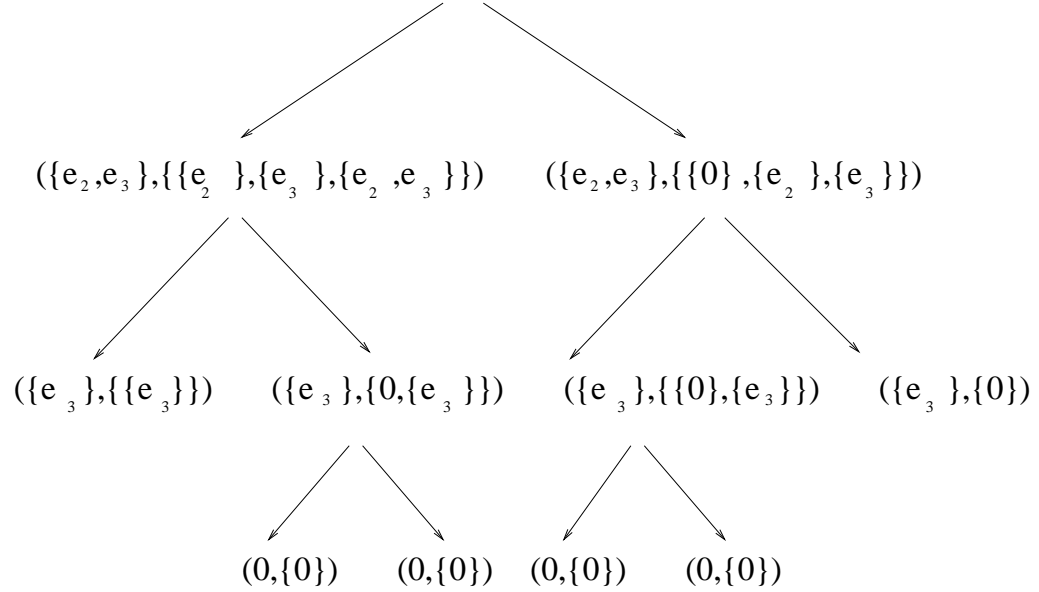


Fig. 2.1 $t_{\text{sym}}(S) = 4 + x + y$.

We define a sum of setoids $S \sqcup S^0$ as $(E \sqcup E^0; T \sqcup T^0)$ and a product of setoids $S \otimes S^0$ as $(E \sqcup E^0; T \cap T^0)$. We say that a setoid S is 2-connected if it cannot be obtained as a product of two setoids, $S = S^0 \otimes S^0$ with at least one edge in each factor.

Example V.2.5 The setoid $S = (fe_1; e_2g; ffe_1g; fe_2gg)$ is 2-connected.

Exercise V.2.6 (i) Show that if S and S^0 are E -setoids then $S \otimes S^0$ is an E -setoid.

- (ii) Find conditions for a setoid which suffice to have: If S is a 2-connected setoid of at least 2-edges then $S \setminus e$ or $S = e$ is 2-connected. What about E -setoids? Matroids?¹⁸

We will present now the second generalization of the deletion-contraction method. We follow [P-34] which in turn has been motivated by Vassiliev-Gusarov invariants of knots [P-9]. We present the idea for graphs, however generalization to setoids is not difficult.

First we sketch the idea: we consider formal linear combinations of finite graphs, RG with coefficients in a ring R . Of course graphs (elements of G) form a basis of RG . We introduce another basis of RG and then express graphs as linear combinations of elements of the new basis. Coefficients of this sum are graph invariants. Then we consider a filtration of RG given by the new bases. The filtration allows us to construct a Hopf algebra structure on the completion of RG with respect to the filtration.

Let G be the set of all finite graphs (up to isomorphism) and R denote any commutative ring with unit. Let RG denote the free R -module with basis G . We will enlarge the set of graphs G to G^0 and add relations in RG^0 so it reduces back to RG . Namely, G^0 is a set of graphs with two types of edges: classical and special (or singular). G embeds in G^0 by interpreting elements of G as having only classical edges. Now, consider in RG^0 relations, resolving special edges:

$G(e_s) = G(e) - (G \setminus e)$ where $G(e)$ is a graph with a classical edge e and $G(e_s)$ is obtained from $G(e)$ by changing e to a special edge e_s . $G \setminus e$ denotes, as usually, the graph obtained from $G(e)$ by deleting e .

Of course the embedding $RG \rightarrow RG^0$ induces the R -isomorphism between RG and $RG^0 =$ and we will usually identify these two modules. We just enlarged our RG by allowing graphs with special edges and then we express graphs with special edges as linear combinations of classical graphs. Of course special graphs G^s form also a basis of $RG = RG^0 = RG^s$, so we can use the base change from G to G^s . An algebraic structure (e.g. bialgebra) simply expressed in G^s basis can look complicated in G basis. In fact it allows us very simple interpretation of an important Hopf algebra of Rota and Schmitt [Schm-1].

Lemma V.2.7

- (a) (Change of basis). Express a graph $G \in G$ as a linear combination of

¹⁸Matroid is an E -setoid with all trees of the same cardinality.

special graphs:

$$G = \sum_{H \in G^s} a_H H$$

Then a_H is equal to the number of embeddings of H in G (embeddings which are bijections on vertices; a type of edges is ignored). If we think about graphs in G^s as variables then the above formula can be called a pattern polynomial of the graph G .

(b) Let e_1, e_2, \dots, e_m be edges of a graph $G \in G$. Then

$$G = \sum_{S \in E(G)} G^{e_1, e_2, \dots, e_m}_{1, 2, \dots, m}$$

where $\epsilon_i = 0$ or 1 ($\epsilon_i = 0$ if $e_i \in S$ and 1 otherwise) and G^ϵ , for $\epsilon = 1, 0$ or -1 , denote three graphs in G^0 which differ only at the edge e which is classical for $\epsilon = 1$, special for $\epsilon = 0$ and deleted for $\epsilon = -1$.

Proof: Formula (b) follows by applying the formula $G(e) = G(e_s) + (G - e)$ to every edge of G ; compare Example 2.8.

(a) is the interpretation of (b). We can also prove (a) by an induction on the number of the classical edges in a graph: consider an R -homomorphism $f: RG^0 \rightarrow RG^s$ given for $G \in G^0$ by the formula $f(G) = \sum_{H \in G^s} f_H(G)H$ where $f_H(G)$ is the number of embeddings of H in G (bijective on vertices) with H containing all special edges of G . f restricted to RG^s is therefore the identity and it is immediate to check that $f_H(G(e)) = f_H(G(e_s)) + f_H(G - e)$; hence $G(e_s) - G(e) + (G - e)$ is in the kernel of f . Thus f is an epimorphism which descends to $f^0: RG^0 \rightarrow RG^s$: Because G^s generates RG^0 , hence f^0 is an R -isomorphism.

Example V.2.8 Consider two different connected graphs with 3-edges, K_1 and K_2 . We can use the relation $G(e) = G(e_s) + (G - e)$ to express K_1 and K_2 in terms of graphs with only special edges. The binary computational resolving tree and the result of the computation are shown in Figure 2.2.

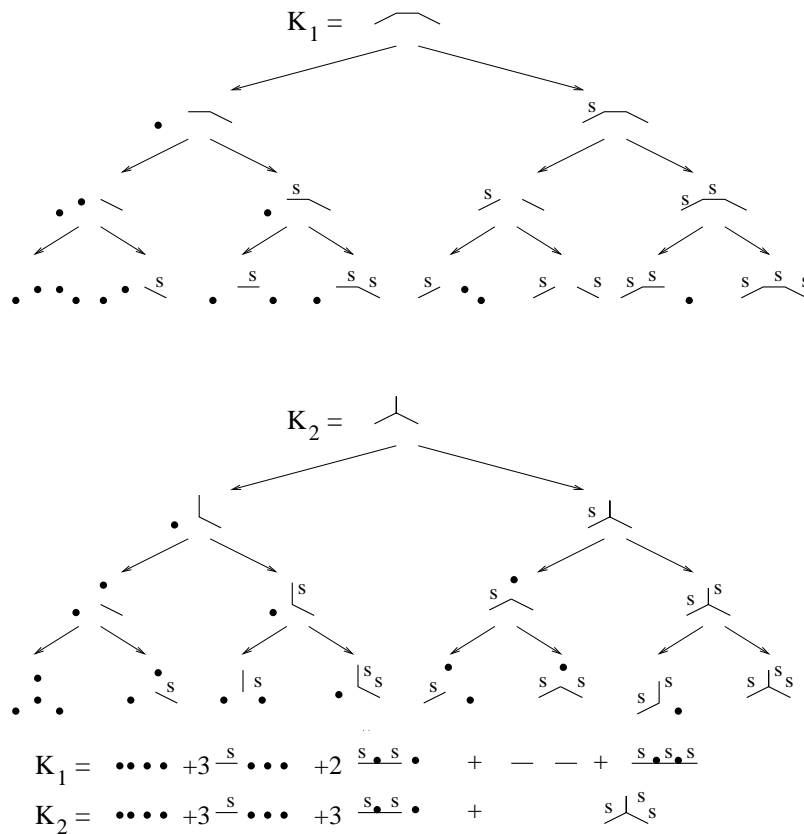


Fig. 2.2

Corollary V.2.9 RG is a ring with the disjoint sum as a product (more of it after Def. 2.10). All invariants described below are ring homomorphisms from RG to rings of polynomials.

- (a) Let $\langle G \rangle_{\mathcal{A}, \mathcal{B}}^0 = \mathcal{B} \cdot \mathcal{F}(G)^j \langle G \rangle_{\mathcal{A}, \mathcal{B}}$ be a version of the Kaufman bracket polynomial of a graph $G \in \mathcal{H}$ (see Def. IV.1.x). Then the function $\langle \cdot \rangle^0 : RG \rightarrow R[\mathcal{A}; \mathcal{B}]$ is given for a special graph G^s by $\langle G^s \rangle_{\mathcal{A}, \mathcal{B}}^0 = p_0(G^s) + p_1(G^s) (\mathcal{A} \mathcal{B}^{-1})^j \mathcal{F}(G^s)^j$.
- (b) Let $Q(G; t; z)$ be a dichromatic polynomial of a graph G (see [Tral-2] for example) then the function $Q : RG \rightarrow R[t; z]$ is given for a special graph G^s by $Q(G^s) = t^{p_0(G^s)} z^{p_1(G^s)}$ where $p_0(G^s)$ is the number of components and $p_1(G^s)$ the cyclomatic number of G^s .
- (c) Let $Z(G)$ be the version of the dichromatic polynomial used for example in [K-10], i.e. $Z : RG \rightarrow R[q; v]$ is R -algebra homomorphism satis-

finding $Z(\cdot) = q$ and $Z(G) = Z(G - e) + vZ(G - e)$. Then for a special graph G^s one has $Q(G^s) = q^{p_0(G^s)} v^{E(G^s)}$. From this we can get the well known formula $Z(G)(tz; z) = v^{V(G)} Q(G; t; z)$, where $V(G)$ is the number of vertices of the graph G .

- (d) Let the R -algebras homomorphism $M : R[G] \rightarrow R[y]$, associate to G its matching polynomial [Far-3], then M can be determined by: $M(\cdot) = 1$; $M(Y) = y$; $M(G^s) = 0$ if G^s is a connected special graph different than one vertex graph and different than Y where Y is the connected graph of one edge and two vertices (interval). One can think of the matching polynomial as a projection of the pattern polynomial $\sum_{H \in G^s} a_H H$ (Lemma IV.2.7(a)). H projects to y^n if H is composed of n disjoint interval (and, possibly, isolated vertices). Otherwise H projects to 0.

In the last part of the section we construct Hopf algebras out of graphs. To have this part self-contained we offer below a short overview of completions and Hopf algebras.

Completions

Let M be a module over a commutative ring with identity R . Consider a filtration $\dots C_3 \supset C_2 \supset C_1 \supset C_0 = M$ of M that is a descending family of submodules of M . We can equip M with a pseudo-metric¹⁹ $(x; y) : M \times M \rightarrow R_+$, where R_+ denotes non-negative real numbers, such that $(x; y) = \frac{1}{k}$ if $(x - y) \in C_k$ but $(x - y)$ is not in C_{k+1} . If $(x - y) \in C_k$ for any k then we put $(x; y) = 0$. The pseudo-metric yields a topology on M (called an adic topology) and it is a Hausdorff topology if $\bigcap_i C_i = \{0\}$. The pseudo-metric is invariant under addition (i.e. $(x; y) = (x + a; y + a)$ for any $a \in M$) and under multiplication by an invertible scalar $r \in R$ (generally $(rx; ry) = (x; y)$). One can show that M is a topological module. Using the pseudo-metric one can define now a completion \hat{M} of M by adding to M Cauchy sequences with respect to module the standard equivalence relation on Cauchy sequences. This relation makes \hat{M} a metric space (with a metric $\hat{\cdot}$ yielded by (\cdot)), and a topological module. We have a distance preserving map (homomorphism) $i : M \rightarrow \hat{M}$ with $\ker i = \bigcap_i C_i$ (the set of points with pseudo-distance zero from $0 \in M$). We will say that \hat{M} is a module yielded by a filtration (C_i) of M . If I is an ideal in R then we have I -adic filtration of $R : \dots I^3 \supset I^2 \supset I \supset R$, and of $M : \dots I^3 M \supset I^2 M \supset I M \supset M$. \hat{M} yielded by this filtration will be called

¹⁹We do not require that if $(x; y) = 0$ then $x = y$.

I -adic completion of M . In this case \hat{M} can be thought as a topological module over the topological ring \hat{R} where \hat{R} is an I -adic completion of R .

If D_n is defined as a quotient $M = C_{n+1}$ then the completion \hat{M} can be defined as an inverse limit of the sequence of R -epimorphisms $\cdots \rightarrow D_k \rightarrow D_{k-1} \rightarrow \cdots \rightarrow D_0 \rightarrow \text{flg.}$

The simplest example of completion is that of polynomials $R[x_1; x_2; \dots]$ by infinite series $R[[x_1; x_2; \dots]]$; here filtration is given by polynomials of degree no less than i . If we think of polynomials as a ring then we have I -adic filtration where I is an ideal generated by $x_1; x_2; \dots$.

We are ready now to describe the dichromatic filtration and completion of graphs.

Definition V.2.10

- (a) (Dichromatic filtration): Let C_k be the submodule of RG ($= RG^0$) generated by graphs with k special edges. The family $\{C_k\}$ forms a filtration of RG

$$RG = C_0 \subset C_1 \subset C_2 \subset \cdots \subset C_k \subset \cdots$$

and the filtration yields an adic topology on RG . In particular $\{C_i\}$ forms a basis of open sets around 0.

- (b) The k 'th dichromatic module of graphs is defined to be $D_k = RG = C_{k+1}$.
- (c) The dichromatic module of graphs, $\hat{RG} = D_1$, is defined to be the completion of RG yielded by the filtration $\{C_k\}$.

RG has a natural R -algebra structure. Namely, we can introduce a multiplication in G by taking as $G_1 \cup G_2$ the disjoint sum of G_1 and G_2 . We obtain in such a way a commutative semigroup. RG is a semigroup ring (it has been introduced by W.T. Tutte in 1947 [Tut-1]). If we allow the empty graph $T_0 = \emptyset$; then we have also a unit of the multiplication. Then RG is a semigroup algebra. It is a filtered algebra because $C_i \subset C_j$ $i \leq j$ and therefore its completion is a (topological) algebra as well. The following lemma describes some elementary but essential properties of RG and its completion, D_1 .

Lemma V.2.11

- (a) RG embeds in D_1

- (b) D_1 is a formal power series algebra in variables: connected special graphs. RG is its dense subalgebra.
- (c) If G_1 and G_2 are two classical graphs with the same number of vertices then $(G_1 \cup G_2) \in C_1$. In particular if T_n is a graph with n vertices and no edges and $\sum_{j=0}^{\infty} (G_j) = \sum_{j=0}^{\infty} T_n^j$ then $(G \cup T_n) \in C_1$. [(d)] Let $G_k = T_n + (T_n \cup G) + (T_n \cup G)^2 + \dots + (T_n \cup G)^k$. Then $G \cup G_k = T_n^{k+1} \cup (T_n \cup G)^{k+1}$ and $G \cup G_k \in T_n^{k+1} \in C_{k+1}$.

Proof:

- (a) RG embeds in D_1 because $\sum_{i=0}^{\infty} C_i = \sum_{i=0}^{\infty} f_0 g_i$. The last equality holds because by the change of basis lemma for any element $a \in RG$ there exists i such that $a \in C_i$ (C_i is a free module with basis: special graphs of at least i edges).
- (b) It follows from the change of basis lemma that the algebra RG can be identified with polynomial algebra in variables: connected special graphs. Thus (b) follows because the formal power series algebra is the completion of the polynomial algebra.
- (c) If we construct a computational tree for the "pattern" polynomial then exactly one leaf has no edges and it is T_n . Thus $(G \cup T_n) \in C_1$ and part (c) follows.
- (d) It is a standard "geometric series" formula. It will be very useful later in constructing inverse to G in the completion (assuming T_n invertible).

Bialgebras and Hopf algebras

Let A be a commutative ring with identity. Let B be an A -module with two A -module morphisms $i: A \rightarrow B$ and $\pi: B \rightarrow A$ ($\pi(b) = \pi(b)$). We say that $(B; i, \pi)$ is an A -algebra if

- (a) π is associative, i.e., $(\pi \circ \pi)(b) = \pi(\pi(b))$; see Fig 2.3,
- (b) the unitary property holds, i.e.,

$$(\pi \circ i)(a) = a = \pi(a) = \pi(a \cdot 1) = \pi(a) \cdot \pi(1) = \pi(a) \cdot 1 = a$$

for any $a \in A$ and $b \in B$, where $1 = 1_B$ is the identity morphism on B ; see Fig 2.4. π is called the multiplication map and i the unit map.

We define an A -coalgebra B dually to an A -algebra:

Let B be an A -module with two A -module morphisms $i : B \rightarrow A$ and $r : B \rightarrow B \otimes A$. We say that $(B; r; i)$ is an A -coalgebra if

(a) r is coassociative, i.e., $(r \otimes 1)r = (1 \otimes r)r$ (see Fig.2.3), and

(b) the counitary property holds (see Fig.2.4), i.e.,

$$(1 \otimes r)(b) = 1 \otimes b; \quad b \otimes 1 = (1 \otimes i)r(b) \quad \text{for } b \in B :$$

r is called the comultiplication map and i the counit map.

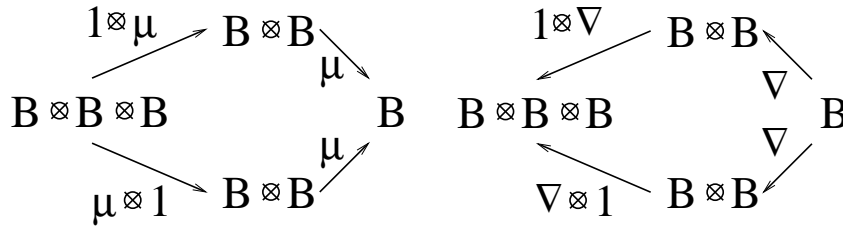


Fig. 2.3. Associativity and coassociativity.

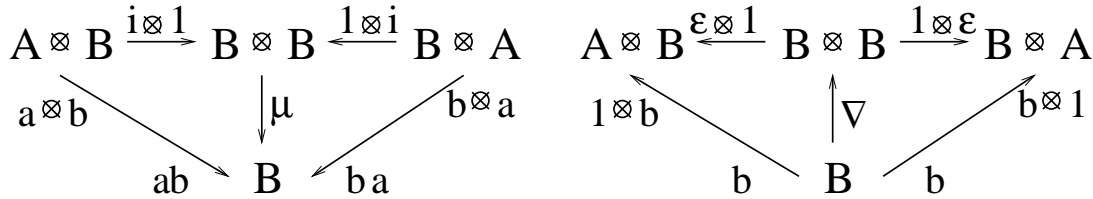


Fig. 2.4. Unitary and counitary properties.

Definition V.2.12 Suppose that $(H; \cdot; i)$ is an A -algebra and $(H; r; i)$ is an A -coalgebra. If r and i are A -algebra morphisms then $(H; \cdot; i; r; i)$ or simply H is called an A -bialgebra. The multiplication $\mu : (H \otimes H) \rightarrow H$ is given by the formula $\mu((a \otimes b) \otimes (c \otimes d)) = (a \otimes c) \otimes (b \otimes d)$. The condition that $r : H \rightarrow H \otimes H$ is an A -algebra homomorphism can be written as $r = (1 \otimes P)(1 \otimes r)$ where $P : H \otimes H \rightarrow H \otimes H$ is the A -module isomorphism defined by $P(a \otimes b) = b \otimes a$ and $r(i(1)) = i(1) \otimes i(1)$. We will often identify $i(1)$ with 1 in further considerations.

Definition V.2.13 Let $(H; \cdot, r; \cdot)$ be an A -bialgebra if there is an A -module morphism $S : H \rightarrow H$ such that $(S \circ 1)r = (1 \circ S)r = i$ (i.e., diagram 2.5. commutes) then S is called the antipode of H and an A -bialgebra with an antipode is called an A -Hopf algebra.

$$\begin{array}{ccccc}
 & H \otimes H & \xrightarrow{1 \otimes S} & H \otimes H & \\
 \nearrow \nabla & & & & \searrow \mu \\
 H & \xrightarrow{\epsilon} & A & \xrightarrow{i} & H \\
 \searrow \nabla & & & & \nearrow \mu \\
 & H \otimes H & \xrightarrow{S \otimes 1} & H \otimes H &
 \end{array}$$

Fig. 2.5. Antipode property.

One can easily check that an antipode S is an anti- A -algebra morphism, that is, $S(i(1)) = i(1)$ and $S(a \cdot b) = (S(b) \cdot S(a))$. (See [Ab] Thm. 2.1.4).

An element $h \in H$ such that $(h) = 1$ and $r(h) = h \cdot h$ is called a group-like element.

An element $h \in H$ such that $r(h) = h \cdot 1 + 1 \cdot h$ is called a primitive element of H . If h is a primitive element of H then $(h) = 0$ (see [Ab] Thm. 2.1.3). If $S^2 = 1_H$ then H is called an involutive Hopf algebra.

The simplest, and relevant, example of a bialgebra is a semigroup algebra RG for a semigroup with identity G and a commutative ring R . Every element of G is a group-like element, that is $r(g) = g \cdot g$ and $(g) = 1$. If G is a group then RG is an involutive Hopf algebra with the antipode $S(g) = g^{-1}$.

We will consider two bialgebra structures on the module of graphs RG , and show that they are isomorphic. Then we extend the structure by the completion to a Hopf algebra.

RG has a standard semigroup bialgebra structure. It is described by:

(a) unit $i : R \rightarrow RG$ is given by $i(r) = r;$,

(b) multiplication $\cdot : RG \times RG \rightarrow RG$ is given by $(G_1; G_2) = G_1 \cup G_2$ (disjoint sum),

(c) counit $\epsilon: RG \rightarrow R$ is given by $\epsilon(G) = 1$

(d) multiplication $r: RG \rightarrow RG$ is given by $r(G) = G \circ G$.

Consider R with the discrete topology and $RG \rightarrow RG$ with the topology yielded by the filtration $\sum_{i=0}^k C_i \subset C_{k+1}$ (or equivalently by the filtration $rG \subset C_k + C_k \subset RG$).

Lemma V.2.14

(a) RG is a topological bialgebra,

(b) let t denote the one vertex graph (then $t^n = T_n$ is the n -vertex graph with no edges). Consider the extension of RG by $t^{-1}G$ (we just make t invertible in the algebra; we do not kill anything because G is a semigroup with the unique prime decomposition). The completion $D_1^0 = D_1 \subset R[t^{-1}]$ is a (topological) Hopf algebra.

Proof: (a) (i) $C_i \subset C_j \subset C_{i+j}$, therefore $t^{-1}(C_k) \subset (C_k \circ RG + RG \circ C_k)$. Thus the multiplication is continuous,

(ii) $rC_k \subset \sum_{i=0}^k C_i \subset C_{k+1}$: Thus the multiplication is continuous (we will give the exact description of rC_k in the proof of Theorem 2.17),

(iii) Counit is continuous with discrete topology on the ring R (so any topology on R) because $t^{-1}(0)$ contains C_1 ,

(iv) Unit map is continuous for R with discrete topology.

(b) An element x is invertible in the completion if it is of the form $e + c$ where e is invertible and $c \in C_1$. In our case, for an n -vertex graph G we have $G \in t^n C_1$. Therefore in order to invert any graph G we need t to be invertible. On the other hand G are group like elements of our bialgebra and they generate it. So if any G is invertible we can define the antipode map $S: D_1^0 \rightarrow D_1^0$ by $S(G) = G^{-1} = t^{-n}(1 + (1 - t^{-n}K) + (1 - t^{-n}K)^2 + (1 - t^{-n}K)^3 + \dots)$. In such a way we define the antipode map on the dense subset and then extend it continuously to the whole completion.

Corollary V.2.15

If $G \in G$ and G has n vertices then for any k there is an element $d \in D_k$ such that $G \circ d = t^{(k+1)}$ in D_k . In particular G is invertible in $D_k^0 = D_k \subset R[t^{-1}]$; compare Lemma IV.2.11 (c).

Consider another, simpler, filtration $\sum E_i$ of RG , where E_i is generated by graphs with at least i edges. Let T_2 denote the topology on RG yielded by the filtration. One can immediately check that the bialgebra $(RG; i, \epsilon; r)$ is a

topological bialgebra with respect to T_2 . However, its completion does not possess an antipode map (i.e. is not a Hopf algebra) unless we extend it by inverses of all graphs in G . There is, however, another bialgebra structure on the semigroup algebra RG (of which I learned from Schmitt [Schm-1, Schm-2]), completion of which (with respect to T_2) is a Hopf algebra.

Lemma V.2.16 (Schmitt)

- (a) The semigroup algebra RG is a bialgebra with ϵ^0 and r^0 defined as follows: $\epsilon^0(G) = 1$ if G has no edges and 0 otherwise, $r^0(G) = \sum_{S_1 \setminus S_2 = \emptyset} (G - S_2)(G - S_1)$ where the sum is taken over all ordered disjoint pairs of subsets of edges of G ,
- (b) The above bialgebra is a topological bialgebra with respect to T_2 ,
- (c) The completion of $(RG; \epsilon^0; r^0; T_2)$ is a Hopf algebra (assuming that the one vertex graph, t , is invertible).

Proof: We will show that the bialgebras $(RG; \epsilon; \epsilon^0; r; T_1)$ and $(RG; \epsilon; \epsilon^0; r^0; T_2)$ are isomorphic by a homeomorphism.

Theorem V.2.17

Let $\epsilon: RG \rightarrow RG$ be an R -linear map given by $\epsilon(G) = G^s$ where $G \in G$ and G^s is the special graph obtained from G by changing all its edges to special edges. Then ϵ is a homeomorphism and an isomorphism of bialgebras $(RG; \epsilon; \epsilon^0; r^0; T_2)$ and $(RG; \epsilon; \epsilon; r; T_1)$.

Proof: $\epsilon(e_i) = C_i$, thus ϵ is a homeomorphism. It is an R -algebra isomorphism, essentially by definition. Also by definition $\epsilon^0 = \epsilon^0$: It remains to analyze $r(G^s)$ where G^s is a special graph with n edges (i.e. $G^s \in 2^{C_n}$). First, we illustrate it using the special one edge graph e_s : $r(e_s) = r(e - t^2) = e - e - t^2 - t^2 = e - (e - t^2) + (e - t^2) - t^2 = e - e_s + e_s - t^2 = t^2 - e_s + e_s - e_s + e_s - t^2$. Inductively we reach the general formula

$$r(G^s) = \sum_{1 \leq i_1 < \dots < i_n} G^{e_1 e_2 \dots e_n}_{i_1 i_2 \dots i_n} G^{e_1 e_2 \dots e_n}_{1 1; 2 1; \dots; n 1} = \sum_{S_1 \setminus S_2 = \emptyset} (G^s - S_2)(G^s - S_1) 2 \sum_i C_i - C_{n-i};$$

where G^s is a special graph of n edges e_1, \dots, e_n , i is 1 or 0 and a sub-index 1, 0 or -1 under e_i indicates whether we deal with a classical edge, special edge or deleted edge, respectively. Thus the formula is analogous to the

Since μ is a bialgebra isomorphism, the inductive step (for the first part of the formula) works as follows:

$$r(G_{0;0;\dots;0;0}^{e_1,e_2,\dots,e_n,e_{n+1}}) = r(G_{0;0;\dots;0;n+1}^{e_1,e_2,\dots,e_n,e_{n+1}}) - r(G_{0;0;\dots;0;n}^{e_1,e_2,\dots,e_n,e_{n+1}})$$

which equals by the inductive assumption to:

$$\begin{aligned} & \sum_{1 \leq i_2 \leq \dots \leq i_n} (G_{1;2;\dots;n;n+1}^{e_1,e_2,\dots,e_n,e_{n+1}} - G_{1;1;2;\dots;n;n+1}^{e_1,e_2,\dots,e_n,e_{n+1}} - G_{1;2;\dots;n;n}^{e_1,e_2,\dots,e_n,e_{n+1}} - G_{1;1;2;\dots;n;n}^{e_1,e_2,\dots,e_n,e_{n+1}}) = \\ & \sum_{1 \leq i_2 \leq \dots \leq i_n} (G_{1;2;\dots;n;n+1}^{e_1,e_2,\dots,e_n,e_{n+1}} - G_{1;1;2;\dots;n;n+1}^{e_1,e_2,\dots,e_n,e_{n+1}} - G_{1;1;2;\dots;n;n}^{e_1,e_2,\dots,e_n,e_{n+1}}) + \\ & (G_{1;2;\dots;n;n}^{e_1,e_2,\dots,e_n,e_{n+1}} - G_{1;2;\dots;n;n}^{e_1,e_2,\dots,e_n,e_{n+1}} - G_{1;1;2;\dots;n;n}^{e_1,e_2,\dots,e_n,e_{n+1}}) = \\ & \sum_{1 \leq i_2 \leq \dots \leq i_n} (G_{1;2;\dots;n;n+1}^{e_1,e_2,\dots,e_n,e_{n+1}} - G_{1;1;2;\dots;n;n+1}^{e_1,e_2,\dots,e_n,e_{n+1}} - G_{1;1;2;\dots;n;n}^{e_1,e_2,\dots,e_n,e_{n+1}}) = \\ & \sum_{1 \leq i_2 \leq \dots \leq i_n} (G_{1;2;\dots;n;n+1}^{e_1,e_2,\dots,e_n,e_{n+1}} - G_{1;1;2;\dots;n;n+1}^{e_1,e_2,\dots,e_n,e_{n+1}} - G_{1;1;2;\dots;n;n}^{e_1,e_2,\dots,e_n,e_{n+1}}) = \\ & \sum_{1 \leq i_2 \leq \dots \leq i_n} (G_{1;2;\dots;n;n+1}^{e_1,e_2,\dots,e_n,e_{n+1}} - G_{1;1;2;\dots;n;n+1}^{e_1,e_2,\dots,e_n,e_{n+1}} - G_{1;1;2;\dots;n;n}^{e_1,e_2,\dots,e_n,e_{n+1}}) = \end{aligned}$$

where $i_1 = 0$. Thus inductive step is performed. The second part of the equality in the formula for $r(G^s)$ follows by resolving all classical edges on the left site of the tensor products in the formula.

Remark V.2.18

We can consider an involution $\sigma: RG \rightarrow RG$ given by: $\sigma(G) = (-1)^{\#(G)} G$ where $\#(G)$ is the number of edges of G . Then σ is an involution of RG ; more generally σ and τ generate the group Γ ; $\sigma^2 = 1$; $\tau = \tau^{-1}$, which is isomorphic to the group of isometries of integers.

Notice that $\sigma(G_{e_s}) = (G_e) + (G_{e-e})$.


Corollary V.2.19

Let I be an ideal in $R[[q;v]]$ generated by v , then we have I -adic filtration fI^k of $R[[q;v]]$ and the I -adic completion, $\hat{R}[[q;v]]$, of $R[[q;v]]$ (i.e. formal power series in v). Then the dichromatic polynomial $Z(G)$ yields a filtered R -algebras homomorphism and extends to the completions; $\hat{Z}: \hat{RG} \rightarrow \hat{R}[[q;v]]$ (compare Corollary 2.9(c)).

Our construction of a bialgebra and Hopf algebra can be extended to setoids $S = fE;Tg$ by extending edges E by special edges E^s and then resolving them: $S_{e_s} = S_e \cup (S_e \cup e)$. The construction is similar to that for the dichromatic module of graphs.

V.3 Jones polynomials of alternating and adequate diagrams; Tait conjectures

More than a hundred years ago Tait was setting his tables of knots [Ta] using the following working assumptions on alternating diagrams of links:

- (1) (i) A reduced alternating diagram of a given link has a minimal number of crossings among all diagrams representing the link. In particular, two reduced alternating diagrams of the same link have the same number of crossings. A diagram is called reduced if it has no nugatory crossings (.
- (ii) If we assume additionally that our link is prime and non-split (i.e. it is not a split or connected sum of links) then any nonalternating diagram of the link has a non-minimal number of crossings.
- (2) Two oriented reduced alternating diagrams of the same link have the same Tait (or writhe) number (it is defined as a sum of signs of all crossings of the diagram and denoted by $Tait(D)$, $w(D)$ or $\bar{r}(D)$).
- (3) There exist easily recognizable moves on alternating diagrams, called the Tait moves, or Tait types (see Fig. 3.1), such that two reduced alternating diagrams of a given link can be reached one from the other by a sequence of such moves.

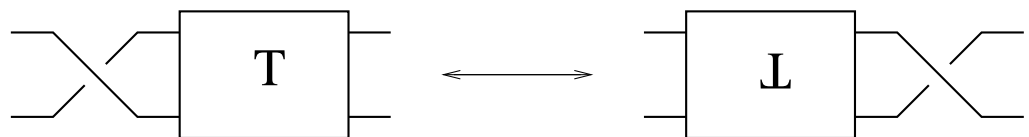


Fig. 3.1

The above three "assumptions" are called Tait conjectures. One of the most important applications of the Jones polynomial is a proof of the first

two of these conjectures by Murasugi [M-4, M-5], Thistlethwaite [Thi-3] and Kauffman [K-6]. All these proofs apply a version of the Jones polynomial which was discovered by Kauffman in the summer of 1985 [K-6]. The third Tait conjecture has been proved by Menasco and Thistlethwaite [MT-1, MT-2]. The proof combines the use of Jones type polynomials with study of incompressible surfaces and goes beyond the scope of this book²⁰.

Now we will describe the Kauffman's version of the Jones polynomial and subsequently, following Lickorish and Thistlethwaite [LT], we will apply it to study adequate diagrams which are generalization of alternating diagrams. In particular, we will prove the first conjecture of Tait and outline a proof of the second.

The Kauffman bracket polynomial $\langle L \rangle$ was defined by Kauffman in the summer of 1985 independently on the Jones polynomial and without relation to Tutte polynomial. Kauffman was investigating possibility that three diagrams \nearrow, \searrow and \cap can be linked by a linear relation leading to a link invariant. Only later he realized that he constructed a variant of the Jones polynomial.

Definition V.3.1 Let D be an unoriented diagram of a link. Then the Kauffman bracket polynomial $\langle D \rangle \in \mathbb{Z}[\mathbb{A}^{-1}]$ is defined by the following properties:

- (i) $\langle \bigcirc \rangle = 1$
- (ii) $\langle \text{t D} \rangle = (\mathbb{A}^2 + \mathbb{A}^{-2}) \langle L \rangle$
- (iii) $\langle \nearrow \rangle = \mathbb{A} \langle \smile \rangle + \mathbb{A}^{-1} \langle \cap \rangle$

Proposition V.3.2 (i) The Kauffman bracket polynomial is well defined, that is conditions (i)–(iii) define the unique function from the set of all diagrams, D , to the ring of Laurent polynomials, $\langle D \rangle \in \mathbb{Z}[\mathbb{A}^{-1}]$.

(ii) The bracket $\langle D \rangle$ is an invariant of a regular isotopy of link diagrams, that is it is preserved by the second and third Reidemeister moves. Furthermore, it is an invariant of a weak regular isotopy²¹.

Proof:

²⁰Murasugi gave before an elementary proof for some special classes of alternating links.

²¹Recall that two link diagrams are weak regular isotopic if they are related by the second and third Reidemeister moves and the weak first Reidemeister move in which two opposite Reidemeister moves, R_{+1} and R_{-1} can be canceled ($\nearrow \searrow \rightarrow \searrow \nearrow$), compare Lemma I.5.6. In $\mathbb{A} \neq \mathbb{R}$ the weak regular isotopy is called balanced isotopy.

- (i) First we note that the value of hD for a given diagram of a link does not depend on the way we compute it. This is a special case of Lemma V.1.4, we repeat its proof once more, now without using the graph associated to the diagram.

Let $c_1; c_2; \dots; c_n$ denote crossings of the diagram D .

By the Kauffman state of D we understand a function $s: \{1, \dots, n\} \rightarrow \{+1, -1\}$, that is every crossing has associated $+1$ or -1 and it will be treated depending on the sign. Let D_s (or sD) denote the diagram obtained from D according to the following rules: in the crossing c_i the diagram \times is changed to \smile if $s(i) = +1$ and it is changed to \frown if $s(i) = -1$. Let $p_{s,j}$ (or simply p_j) denote the number of components of D_s , then

$$V.3.3 \quad hD = \sum_{s \in 2^n} A^{\sum p_j s(i)} (A^2 - A^{-2})^{\sum p_j - 1}$$

The formula V.3.3 follows immediately from conditions (i) | (iii) of Definition V.2.1 and it is a special case of Lemma V.1.4.

- (ii) We have yet to prove that hD is not changed when we apply the second and the third Reidemeister moves | this concerns regular isotopy | and also when we apply first weak Reidemeister move | this in the case of a weak regular isotopy.

(a) The second Reidemeister move.

$$\begin{aligned} h \times i &= A h \smile i + A^{-1} h \frown i = \\ A (A h \smile i + A^{-1} h \frown i) + A^{-1} (A h \smile i + A^{-1} h \frown i) &= \\ (A^2 + A A^{-1} (A^2 - A^{-2}) + A^{-2}) h \smile i + h \frown i &= \\ h \times i & \end{aligned}$$

(b) The third Reidemeister move.

$$\begin{aligned} h \times i &= \\ A h \smile i + A^{-1} h \frown i &= \\ = A h \smile i + A^{-1} h \frown i &= \\ = h \times i & \end{aligned}$$

here we have used twice the invariance under the second Reidemeister move.

(c) First weak Reidemeister move.

Let us check at the beginning how first Reidemeister moves changes $\langle D \rangle$:

V.3.4

$$\begin{aligned}
 \langle \text{h}\rangle_i &= \\
 A \langle \text{h}\circ \rangle_i + A^{-1} \langle \text{h} \rangle_i &= \\
 (A(A^2 - A^{-2}) + A^{-1}) \langle \text{h} \rangle_i &= \\
 A^3 \langle \text{h} \rangle_i \\
 \langle \text{h}\rangle_i &= \\
 A \langle \text{h} \rangle_i + A^{-1} \langle \text{h}\circ \rangle_i &= \\
 (A + A^{-1}(A^2 - A^{-2})) \langle \text{h} \rangle_i &= \\
 A^{-3} \langle \text{h} \rangle_i
 \end{aligned}$$

Therefore for the first weak Reidemeister move it follows that:

$$\langle \text{h}\rangle_i; \langle \text{h}\rangle_i = A^3 \langle \text{h}\rangle_i; \langle \text{h}\rangle_i = A^3 (A^{-3}) \langle \text{h}\rangle_i; \langle \text{h}\rangle_i = \langle \text{h}\rangle_i; \langle \text{h}\rangle_i$$

which completes the proof of Proposition 3.2.

After a slight modification the Kauffman bracket will give an invariant of global isotopy:

Lemma V.3.5

1. Let $sw(D)$ denote the algebraic self-crossing number of the diagram D , i.e. $sw(D)$ is equal to the sum of signs of the self-crossings of D . Then the polynomial $\hat{f}_D(A) = (A^3)^{sw(D)} \langle D \rangle$ is an invariant of global isotopy of the unoriented link determined by the diagram D .
2. The polynomial $f_D(A) = (A^3)^{Tait(D)} \langle A \rangle = (A^3)^{2\ell(D)} \hat{f}_D(A)$ is invariant of global isotopy of oriented link determined by the oriented diagram D .

Proof. Both, $\text{Tait}(D)$ and $\text{sw}(D)$, are invariants of regular isotopy (note that for $\text{Tait}(D)$ the diagram D must be oriented) and therefore $\hat{f}_D(A)$ and $f_D(A)$ are invariants of regular isotopy. Now, it is sufficient to prove that both are preserved by the first Reidemeister move. Since $\text{Tait}(\text{positive twist}) = \text{Tait}(\text{negative twist}) + 1$ and $\text{Tait}(\text{positive twist}) = \text{Tait}(\text{negative twist}) - 1$ then from V.3.4 and by the definition of f_D and \hat{f}_D it follows that

$$f_{\text{positive twist}}(A) = f_{\text{negative twist}}(A) = f_{\text{crossing}}(A)$$

and

$$\hat{f}_{\text{positive twist}}(A) = \hat{f}_{\text{negative twist}}(A) = \hat{f}_{\text{crossing}}(A)$$

which completes the proof of Lemma 3.5.

Theorem V.3.6 The polynomial $f_L(A)$ is equal to the Jones polynomial $V_L(t)$ for $A = t^{\frac{1}{4}}$, that is

$$V_L(t) = f_L(t^{\frac{1}{4}})$$

Proof.


$$h \nearrow \searrow i = A h \smile i + A^{-1} h \searrow i$$

and

$$h \searrow \nearrow i = A^{-1} h \smile i + A h \searrow i$$

thus

$$A h \nearrow \searrow i - A^{-1} h \searrow \nearrow i = (A^2 - A^{-2}) h \smile i$$

Assuming now that L is oriented as in the diagram , we will get:

$$\begin{aligned} A (A^3)^{\text{Tait}(\text{crossing})} f_{\text{crossing}}(A) - A^{-1} (A^3)^{\text{Tait}(\text{crossing})} f_{\text{crossing}}(A) = \\ (A^2 - A^{-2}) (A^3)^{\text{Tait}(\text{crossing})} f_{\text{crossing}}(A) \end{aligned}$$

thus

$$A^4 f_{\text{crossing}}(A) - A^{-4} f_{\text{crossing}}(A) = (A^2 - A^{-2}) f_{\text{crossing}}(A);$$

which for $A = t^{\frac{1}{4}}$ yields

$$t^{-1} f_{\text{crossing}}(t^{\frac{1}{4}}) - t f_{\text{crossing}}(t^{\frac{1}{4}}) = (t^{\frac{1}{2}} - t^{-\frac{1}{2}}) f_{\text{crossing}}(t^{\frac{1}{4}})$$

The last formula is equivalent to the standard skein relation satisfied by the Jones polynomial

$$t^{-1}V \begin{array}{c} \nearrow \\ \searrow \end{array} (t) - tV \begin{array}{c} \nwarrow \\ \swarrow \end{array} (t) = (t^{\frac{1}{2}} - t^{-\frac{1}{2}})V \begin{array}{c} \nearrow \nwarrow \\ \searrow \swarrow \end{array} (t)$$

(for the other orientation of $\begin{array}{c} \nwarrow \\ \swarrow \end{array}$ we will get a similar equation).

Moreover, for a trivial knot we get $f(A) = 1 = V(t)$, which concludes the proof of Theorem V.3.6 (existence of the Jones polynomial). Uniqueness is an easy exercise.

Theorem V.3.6 provides a short proof of the Jones reversing result (Lemma III.5.15).

Corollary V.3.7 Let us assume that L_i is a component of an oriented link L and let us set $\bar{L} = \text{lk}(L_i; L - L_i)$. Suppose that L^0 is an oriented link obtained from L by reversing the orientation of the component L_i . Then $V_{L^0}(t) = t^{-3} V_L(t)$.

Proof. Let D (resp. D') denotes a diagram of the link L (resp. L'). The Kauffman bracket polynomial does not depend on the orientation of the diagram and therefore $hDi = hD^0i$. Subsequently

$$f_{D^0}(A) = (A^3)^{\text{Tait}(D^0) + \text{Tait}(D)} f_D(A) = (A^3)^4 f_D(A) = (A^4)^3 f_D(A)$$

and thus $V_{L^0}(t) = t^{-3} V_L(t)$.

The Kauffman interpretation of the Jones polynomial provides also a short proof of a theorem of Lickorish, Theorem III.5.13, that the Jones polynomial is a specialization of the Kauffman polynomial.

Theorem V.3.8

- (1) If L is a diagram of an unoriented link then $hLi = \bar{L}(a; x)$ for $a = A^3$, $x = A + A^{-1}$, that is

$$hLi = \bar{L}(A^3; A + A^{-1});$$

- (2) If L is an oriented link then

$$V_L(t) = F_L(t^{\frac{3}{4}}; t^{\frac{1}{4}} + t^{-\frac{1}{4}}) = F_L(t^{\frac{3}{4}}; (t^{\frac{1}{4}} + t^{-\frac{1}{4}}));$$

Proof of (1). If γ is a trivial diagram of a knot then $h(\gamma) = 1 = (a; x)$ and moreover $h(\gamma) = A^3 h(\gamma)$ and $\gamma = A^3 \gamma (A^3; A + A^{-1})$. Similarly $h(\gamma) = A^{-3} h(\gamma)$ and $\gamma (A^3; A + A^{-1}) = A^{-3} \gamma (A^3; A + A^{-1})$.

Let us add the sides of the following two equations

$$h \times \gamma = A h(\gamma) + A^{-1} h(\gamma)$$

$$h \times \gamma = A^{-1} h(\gamma) + A h(\gamma)$$

obtaining

$$h \times \gamma + h \times \gamma = (A + A^{-1}) (h(\gamma) + h(\gamma));$$

which is equivalent to the equation

$$\begin{aligned} & \times (A^3; A + A^{-1}) + \times (A^3; A + A^{-1}) = \\ & (A + A^{-1}) (\gamma (A^3; A + A^{-1}) + \gamma (A^3; A + A^{-1})) \end{aligned}$$

for the Kauffman polynomial. This concludes the proof of (1).

Part (2) of the Theorem follows from (1) and Theorem V.3.6.

Now let s_+ (respectively, s_-) be a state of a diagram D such that $s_+(c_i) = 1$ (respectively, $s_-(c_i) = -1$) for any crossing c_i of D . Then the diagram D will be called $+$ -adequate if after changing it to $s_+ D$ by replacing \times by \smile the newly created arcs (for every crossing) of the new diagram, $s_+ D$, are in the different components of $s_+ D$. Similarly, replacing $s_+ D$ by $s_- D$ we define $-$ -adequate diagram. A diagram is called adequate if it is $+$ - and $-$ -adequate (compare Section 5; here we do not assume that every component of the diagram has a crossing). Equivalently, $+$ (resp. $-$) adequate diagrams can be characterized as follows: If a state s differs from s_+ (resp. s_-) at one crossing only, then for a $+$ -adequate diagram (resp. $-$ -adequate diagram) we have $|s D| < |s_+ D|$ (resp. $|s D| < |s_- D|$). We will use this crucial property of adequate diagrams in later considerations.

Lemma V.3.9 (i) Reduced alternating diagrams are adequate.

(ii) An alternating diagram is $+$ -adequate if and only if all its nugatory crossings are positive (Fig. 3.2 (a)).

(iii) An alternating diagram is $-$ -adequate if and only if all its nugatory crossings are negative (Fig. 3.2 (b)).

Proof: (i) For simplicity let us assume that D is a connected alternating diagram. We color the components (regions) of the complement of D in the plane in black and white (checkerboard coloring). From the fact that the diagram is alternating it follows that either all crossings look like \times (and then the associated graph $G(D)$ has only black edges) or all crossings look like \circ (and $G(D)$ has only white edges). Now if D has no nugatory crossing then no region is joined with itself by a crossing. Therefore D is an adequate diagram. We note that if all crossings are of the type \times then $\beta_+ D$ is equal to the number of black regions of the divided plane, and $\beta_- D$ is equal to the number of white regions. Therefore $\beta_+ D + \beta_- D = n(D) + 2$ (we use an easy Euler characteristic argument).

(i)-(ii) It is explained in Fig. 3.2. For a nugatory crossing the positive marker agrees with the with the (orientation preserving) smoothing of the crossing. Recall that for a selfcrossing the orientation preserving smoothing does not depend on an orientation of the link diagram.

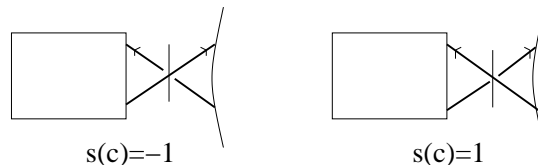


Fig. 3.2

We will show in Lemma 6.17 that every positive diagram is $+$ -adequate.

Now let $\max_{HD} i$ and $\min_{HD} i$ denote maximal and, respectively, minimal exponent of the variable A in $HD i$ and let $\text{span}(D)$ be equal to $\max_{HD} i - \min_{HD} i$.

Lemma V.3.10 Let D be an unoriented $+$ -adequate (resp. $-$ -adequate) diagram of a link. Then the monomials of $HD i$ of maximal (respectively, minimal) degree in A are of the form

$$(-1)^{\beta_+ D} A^{n+2\beta_+ D} \quad \text{and} \quad (-1)^{\beta_- D} A^{n-2\beta_- D}$$

and, respectively,

$$(-1)^{\beta_+ D} A^{n-2\beta_+ D} \quad \text{and} \quad (-1)^{\beta_- D} A^{n+2\beta_- D}.$$

In particular $\max_{HD} i = n + 2\beta_+ D$, respectively $\min_{HD} i = n - 2\beta_- D$ and if D is adequate diagram then $\text{span}(HD i) = 2n + 2(\beta_+ D + \beta_- D) - 4$.

Proof. From the identity

$$A^{\beta_+ D} \sum_{i=0}^n (-1)^i h_{s_+ D} i = A^n (A^{-2} - A^2)^{\beta_+ D} \quad (1)$$

it follows that

$$\max_A \sum_{i \in D} s_+(i) = n + 2j_+ D j_- - 2:$$

If now s is any other state then there exists a sequence of states $s_+ = s_1; s_2; \dots; s_k = s$ such that any two subsequent states s_{r-1} and s_r agree on all elements i different than i_r from the set P fixing and $s_{r-1}(i_r) = 1; s_r(i_r) = -1$. Thus, for $r \leq k$ we have $\sum_{i \in D} s_r(i) = n - 2r$ and $j_+ D j_- = j_+ D j_- - 1$. It follows now that if r increases to $r+1$ then $\max_A \sum_{i \in D} s_r(i)$ decreases by 4 or is unchanged. Furthermore from the fact that D is adequate follows that $j_+ D j_- = j_+ D j_- + 1$ so in the first step $P(s_1)$ changed to s_2 $\max_A \sum_{i \in D} s_1(i) > \max_A \sum_{i \in D} s_2(i)$ therefore $\max_A \sum_{i \in D} s_+(i) > \max_A \sum_{i \in D} s_r(i)$ for all $r \leq k$. Now from V.3.3 it follows that $\max_D \sum_{i \in D} s_+(i) = \max_A \sum_{i \in D} s_+(i)$ and thus we have the first part of V.3.10. The second part of the lemma, about the monomial of minimal degree in A , can be proved similarly.

Corollary V.3.11 (i) If the coefficient of the monomial of the maximal (resp. minimal) degree in $V_L(t)$ is not equal to ± 1 then L cannot be represented by a \pm (resp. \pm) adequate diagram.

(ii) Let L be a connected alternating diagram of a link. If L has $n(L)$ crossings and none of them is nugatory then $\text{span } hLi = 4\text{span } V_L(t) = 4n$.

Proof. (i) It follows straight from Lemma 3.10.

(ii) We apply Lemma 3.10 and the fact that connected alternating diagram with no nugatory crossing is adequate and $j_+ L j_- - j_- L j_+ = n(L) + 2$. Clearly $4\text{span } V_L(t) = \text{span } hLi$ (Theorem V.3.6).

Corollary V.3.12 If L is a prime non-split link then for any nonalternating diagram of L we have $\text{span } V_L(t) < n(L)$.

Corollaries 2.11 and 2.12 imply the first Tait conjecture.

Corollary V.3.12 follows from the subsequent observation, which has an easy proof when translated to the fact on 2-color graphs.

Lemma V.3.13 (On dual states [K-6, Wu].)

(1) Let D be a connected diagram of a link and let s be its state. Let s^2 denote the dual state $s^2(i) = -s(i)$. Then $j_+ D j_- - j_- D j_+ = n(D) + 2$.

- (2) If D is not a connected sum of connected alternating diagrams then $\sum_{j=1}^n D_j \leq n(L) + 2$.

Hint. A simple way to show Lemma 3.13 is to translate it to the language of graphs (as shown in Fig. 1.4). The respective lemma for graphs is true also for non-planar graphs (hence more general than we need to prove Lemma 3.13).

Lemma V.3.14

Let G be a connected 2-color graph with edges colored in b and w . Let G_b (respectively, G_w) be a graph which has the vertices of the graph G and edges of color b (respectively, w) taken from G . Then

$$p_0(G_b) + p_1(G_b) + p_0(G_w) + p_1(G_w) \leq E(G) + 2;$$

and the inequality becomes equality if and only if G has no 2-color cycle (i.e. every cycle is composed of only b edges or only w edges).

Proof: Since for any graph H we have $p_1(H) = E(H) - V(H) + p_0(H)$ then the inequality from Lemma 3.14 can be reduced to $2(p_0(G_b) + p_0(G_w)) \leq 2(V(G) + 1)$. We leave the rest of the proof in the form of the following easy exercise.

Exercise V.3.15 Let G be a 2-color graph as in Lemma 3.14, but not necessarily connected. Then $p_0(G_b) + p_0(G_w) \leq V(G) + p_0(G)$ and the inequality becomes equality if and only if G does not contain 2-color cycles.

Hint. Solve the exercise first for G being a forest.

In the fifth section we will show (following Thistlethwaite) how to use Kauffman polynomial to prove second Tait conjecture. Murasugi [M-4, M-5] proved this conjecture applying Jones polynomial and signature. Namely, he showed the following

Theorem V.3.16 ([M-5].) For any connected diagram of a link, L , we have:

$$1. \max V_L(t) \leq n^+(L) - \frac{1}{2} \cdot (L)$$

$$2. \min V_L(t) \leq n^-(L) - \frac{1}{2} \cdot (L)$$

where $n^+(L)$ (respectively, $n^-(L)$) denotes the number of positive (respectively, negative) crossings of the diagram L .

Both inequalities become simultaneously equalities if and only if L is an alternating diagram without nugatory crossings or it is a connected sum of such diagrams. We demonstrate, after Traczyk, the equality for alternating diagrams in Chapter IV.

Corollary V.3.17 If L is either an alternating diagram with no nugatory crossing or a connected sum of such diagrams then the Tait or writhe number $\text{Tait}(L)$ (denoted also by $\alpha(L)$) is equal to

$$n^+(L) - n^-(L) = \max V_L(t) + \min V_L(t) + \alpha(L):$$

We can obtain additional properties of Kauffman bracket and Jones polynomial of alternating link diagrams from corresponding properties of Tutte polynomial (Corollary 1.9 and Exercise 1.11), in particular we prove that alternating links have alternating Jones polynomial [His-3].

Theorem V.3.18 (Thistlethwaite) (a) If L is a nonsplit alternating link, then the coefficients of the Jones polynomial of L are alternating (we allow 0).

(b) If L is a nonsplit prime alternating link different from a $(2;k)$ torus link then every coefficient of $V_L(t)$ between $\max V_L(t)$ and $\min V_L(t)$ is different from zero. For a positive $(2;k)$ torus link, $T_{2;k}$, we have $V_{T_{2;k}}(t) = t^{\frac{1}{2}(n-1)}(t^n - t^{n-1} + \dots + (-1)^{n-2}t^2 + (-1)^n)$

(c) If L is a reduced diagram of a nonsplit prime alternating link different from a $(2;k)$ torus link then

(i) the Kauffman bracket polynomial satisfies

$$\langle L \rangle = \sum_{i=0}^{X^n} (-1)^{i+j-L+1} a_i A^{4i-n-2j-L+2} \text{ with } a_i > 0; a_0 = a_n = 1:$$

(ii) the Jones polynomial of an oriented \bar{L} satisfies

$$V_{\bar{L}}(t) = \sum_{i=0}^{X^n} (-1)^{(i-j-L+1)} a_n t^{i-n-\frac{1}{2}(\bar{L})};$$

where \bar{L} is an oriented link diagram with underlining unoriented link diagram L

Proof: We apply Theorem 1.6 for $B = A^{-1}$ and $A = A^2 - A^{-2}$. Then $x = A^{-3}$ and $y = A^3$, and the Kauffman bracket polynomial of a nonsplit alternating link obtained from a (black edged) graph is up to A^1 obtained by this substitution from the Tutte polynomial. Now Theorem 3.18 follows from Corollary 1.9, Exercise 1.11 and Theorem 3.6. Part (c) is a combination of (a), (b), Lemma 3.10 and Theorem 3.16.

We will finish this section by describing one more possible generalization of the Kauffman bracket polynomial of a diagram of a link $\langle D \rangle$, leading to a 2-variable polynomial invariant of links. We will show however that we do not gain any new information in this approach. Following our definition for polynomial of graphs, we can define the Kauffman bracket of link diagrams as a polynomial in three variables $\langle D \rangle_{A,B}; 2 \in \mathbb{Z} [A; B;]$ which satisfies the following conditions:

$$(a) \langle T_n \rangle_{A,B} = A^{n-1};$$

$$(b) \langle \text{X} \rangle_{A,B} = A \langle \text{Y} \rangle_{A,B} + B \langle \text{Z} \rangle_{A,B};$$

A direct induction with respect to the number of crossings of D , denoted $n(D)$, provides that $\langle D \rangle_{A,B} = \langle D \rangle_{A,B}$. Considering the second Reidemeister move we get: $\langle \text{X} \rangle_{A,B} = AB \langle \text{Y} \rangle_{A,B} + (A^2 + B^2 + AB) \langle \text{Z} \rangle_{A,B}$; If we assume that $A^2 + B^2 + AB = 0$ then $\langle \text{X} \rangle_{A,B} = \frac{A^2+B^2}{AB} \langle \text{Z} \rangle_{A,B} = \frac{A}{B} \langle \text{Z} \rangle_{A,B}$ and $\langle \text{X} \rangle_{A,B} = AB \langle \text{Y} \rangle_{A,B}$;

Exercise V.3.19 Prove that, for $A = (\frac{A}{B} + \frac{B}{A})$; the (generalized) Kauffman bracket polynomial $\langle D \rangle_{A,B} \in \mathbb{Z} [A^{-1}; B^{-1}]$ has the following properties:

$$(a) \langle D \rangle_{A,B} \text{ is preserved by the third Reidemeister move.}$$

$$(b) (AB)^{n(D)-2} \langle D \rangle_{A,B} \text{ is an invariant of regular isotopy.}$$

$$(c) \langle \text{X} \rangle_{A,B} = A^2 B^{-1} \langle \text{Y} \rangle_{A,B}, \langle \text{Z} \rangle_{A,B} = B^2 A^{-1} \langle \text{Y} \rangle_{A,B},$$

$$(c') (AB)^{n(\text{X})-2} \langle \text{X} \rangle_{A,B} = A^{3-2} B^{3-2} \langle \text{Y} \rangle_{A,B} = (AB^{-1})^{3-2} \langle \text{Y} \rangle_{A,B};$$

$$(d) \hat{f}_D(A; B) = (AB)^{n(D)-2} (AB^{-1})^{3-2} \text{sw}(D) \langle D \rangle_{A,B} \text{ is an invariant of unoriented links.}$$

$$(e) f_D(A; B) = (AB)^{n(D)-2} (AB^{-1})^{3-2} \text{Tait}(D) \langle D \rangle_{A,B}; \text{ where } \tilde{D} \text{ is an oriented diagram obtained from } D \text{ by equipping it with an orientation, is an invariant of oriented links.}$$

Consequently, one may think that $\langle D \rangle_{A,B}$ provides a better knot invariant than the usual Kauffman bracket of one variable. This is, however, not the case, as we see from the following exercise

Exercise V.3.20 Prove that, if $\langle D \rangle = a_i A^i$ then

$$\langle D \rangle_{A,B} = a_i A^{(n(D)+i)-2} B^{(n(D)-i)-2}$$

$$\text{and } (AB)^{n(D)-2} \langle D \rangle_{A,B} = a_i (AB^{-1})^{i-2}:$$

V.4 Application of Kauffman polynomial to alternating links

We start with a special version of the Kauffman polynomial, which is the polynomial of Brandt-Lickorish-Millett and Hoste-Massey, [HLM, HM], compare Chapter II for historical remarks. We denote this polynomial by $Q_L(x)$ and we get it by setting $a = 1$ in the Kauffman polynomial. Therefore, $Q_L(x)$ is uniquely defined by the conditions:

V.4.1

- (i) $Q_{T_1}(x) = 1$ for the trivial knot T_1
(ii) $Q_L \left(\begin{array}{c} \diagup \diagdown \\ \diagdown \diagup \end{array} \right) + Q_L \left(\begin{array}{c} \diagdown \diagup \\ \diagup \diagdown \end{array} \right) = x Q_L \left(\begin{array}{c} \diagup \diagup \\ \diagdown \diagdown \end{array} \right) + x Q_L \left(\begin{array}{c} \diagdown \diagdown \\ \diagup \diagup \end{array} \right) (x):$

As a consequence, for the trivial link of n components, T_n , we have $Q_{T_n}(x) = \left(\frac{2-x}{x}\right)^{n-1}$, or more generally $Q_{L \cup O}(x) = \left(\frac{2-x}{x}\right) Q_L$.

The following two theorems are from a paper of M. Kidwell, [Kid].

Theorem V.4.2 Let L be a diagram of a link with $n(L)$ crossings. Let $b(L)$ denote the length of the longest bridge in L . Then $\deg Q_L = n(L) - b(L)$, where by $\deg Q_L = \max \deg Q_L$ we understand the highest degree of x in $Q_L(x)$ (the polynomial Q can have terms of negative degree as well²²).

Theorem V.4.3 Let L be a connected prime alternating diagram of a link with $n(L) > 0$ crossings. Then the coefficient of the monomial $x^{n(L)-1}$ in $Q(L)$ is positive. A connected diagram of a link is called prime if there is no a simple closed curve C on the plane which meets L transversally in two points and each of the two components of the complement of C contains a

²² If L has $\text{com}(L)$ components then $\min \deg Q_L(x) = 1 - \text{com}(L)$, as can be checked by induction.

crossing of L . Figure 4.1 presents examples of prime diagrams of links.




Fig. 4.1

Proof of Theorem V.4.2.

Assume that there exists a counterexample to our theorem. Let L be the counterexample with the smallest number of crossings and the longest bridge (among these diagrams which have the smallest number of crossings). Therefore $\deg Q_L > n(L) - b(L)$. Let B be a bridge of length $b(L)$ in L . Now we have two possibilities: either (1) the bridge is not proper or (2) it is proper. Let us explain both.

1. The bridge is not proper which means that either

- (a) B is a simple closed curve and $b(L) > 0$ (Fig. 4.2 (i)), or
- (b) B ends, at least at one side, with a tunnel passing under itself (Fig. 4.2 (ii)), or
- (c) B ends from both sides with the same tunnel and $b(L) > 1$ (Fig. 4.2 (iii)).

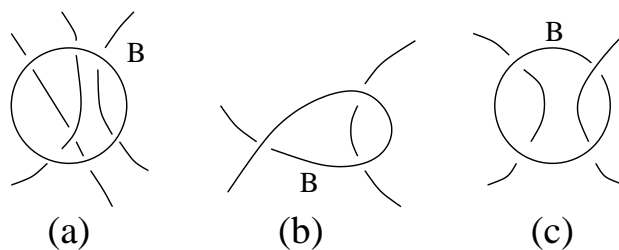


Fig. 4.2

In cases 1(a) and 1(b) we can change L by using isotopy to get a diagram L^0 with $n(L^0) = n(L) - b(L)$ crossings. In the case 1(c) we can reach (via isotopy) a diagram L^0 which has at least one crossing (i.e. $b(L^0) = 1$) and such that $n(L^0) = n(L) - b(L) + 1$. In any case

we get $n(L^0) - b(L^0) = n(L) - b(L)$. Moreover $n(L^0) < n(L)$ which contradicts our assumption on L (note that $\deg Q_L(x) = \deg Q_{L^0}(x)$ since L and L^0 are isotopic).

2. The bridge B is proper if, by definition, none of the above situations (neither (a), (b) nor (c)) is true. For diagrams with no crossing $\deg Q_L(x) = 0$, and V.4.2 is true. Therefore in our counterexample L we have $n(L) = 1$ and $b(L) = 1$. Since B is a proper bridge, the crossing which ends it — call it p — is not a part of B (see Fig. 4.3)

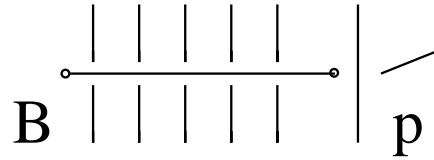


Fig. 4.3

Now let us consider the crossing p . The diagrams L_{\setminus} and $L_{/}$ have one crossing less than L but their longest bridges are not shorter than B . Because of our assumption on L , the diagrams L_{\setminus} and $L_{/}$ satisfy the following inequalities

$$\deg Q_{L_{\setminus}} = n(L_{\setminus}) - b(L_{\setminus})$$

and

$$\deg Q_{L_{/}} = n(L_{/}) - b(L_{/})$$

and therefore

$$\begin{aligned} \deg(xQ_{L_{\setminus}} + xQ_{L_{/}}) &= \max((n(L_{\setminus}) - b(L_{\setminus})), \\ &\quad (n(L_{/}) - b(L_{/}))) + 1 = n(L) - b(L): \end{aligned}$$

Moreover $n(L_{\perp}) = n(L)$ and $b(L_{\perp}) > b(L)$ hence, because of the assumption that L is minimal among counterexamples, it follows that the theorem is true for L_{\perp} and thus

$$\deg Q_{L_{\perp}}(x) = n(L_{\perp}) - b(L_{\perp}) < n(L) - b(L):$$

Hence

$$\deg Q_L = \deg(Q_L \text{ with } \text{crossing} + x(Q_L \text{ with } \text{crossing} + Q_L \text{ with } \text{crossing})) = n(L) - b(L)$$

and L can not be a counterexample to our theorem, which concludes the proof of V.4.2

Proof of Theorem V.4.3

The theorem is true for a diagram with one crossing: ∞ and ∞ .

Let us assume that the theorem is true for diagrams with less than $n(L)$ crossings ($n(L) - 2$). Now let us consider an arbitrary crossing p of the diagram $L = L \times$. The diagram $L \times$ has a bridge of length at least two. Hence

$$\deg Q_{L \times} = n(L \times) - 2 = n(L) - 2:$$

Therefore the coefficient of $x^{n(L)-1}$ in Q_L is equal to the coefficient of $x^{n(L)-2}$ in $Q_{L \smile} + Q_{L \frown}$. The diagrams $L \smile$ and $L \frown$ are alternating with $n(L) - 1$ crossings. We will be done if we prove that either $L \smile$ or $L \frown$ is a prime connected diagram (by inductive assumption). Note also that if D is not a prime diagram then $\deg Q_D < n(D) - 1$ (c.f. Exercise 3.11).

Lemma V.4.4 If L is a prime connected diagram and p is an arbitrary crossing of L then either $L \smile$ or $L \frown$ is a prime and connected diagram.

With the exception of $L = \infty$ or ∞ the diagrams $L \smile$ and $L \frown$ are connected.

We will prove that one of them is prime. In fact we show that this statement follows from the fact, proved in Lemma 1.8, that if a graph G is 2-connected then $G - e$ or $G = e$ is 2-connected for every edge e of G .

Lemma V.4.5 A connected diagram, D , of a link is prime if and only if an associated graph $G(D)$ is 2-connected. The lemma holds for any checkerboard coloring of regions of the diagram complement and any decoration of the graph.

Proof: If D is composite then there is a closed curve cutting D in two points into $D_1 \# D_2$. The same curve divides the graph $G(D)$ into $G(D_1) \cup G(D_2)$. The same reasoning also shows that if $G(D)$ is not 2-connected then D is not a prime connected diagram.

Lemma 4.4 follows from Lemma 4.5 and Lemma 1.8.

Corollary V.4.6 Consider a connected prime alternating diagram of a link L with $n(L) \geq 3$ and which contains a clasp as pictured in Fig. 4.4 (a). Let $L \smile = L \smile$ denote, as before, the diagram obtained from L by smoothing the crossing p horizontally (Fig. 4.4 (d)). Similarly, the meaning of $L \searrow$ and $L \times$ is illustrated in Fig. 4.4. Then the polynomials $Q_{L \smile}$ and Q_L have the same coefficient at the term of the highest degree in x . The modification $L \rightarrow L \smile$ is called elimination of a clasp.

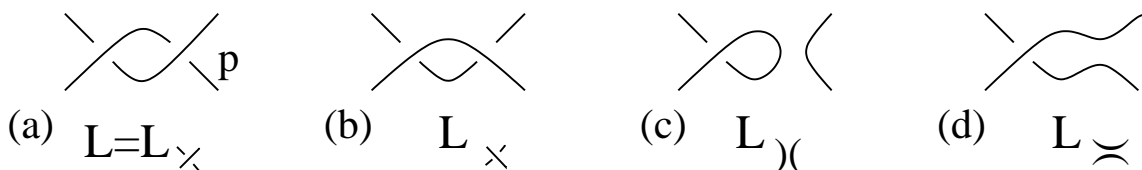


Fig. 4.4

Proof. Since the diagram $L \searrow$ is not prime hence by Lemma V.4.4, it follows that $L \smile$ is connected, prime and alternating. Now Theorem 4.3 yields that the highest degree terms of Q_L and $Q_{L \smile}$ are $ax^{n(L)-1}$ and $bx^{n(L)-2}$, respectively. From Figure 4.4, it follows that the highest exponent of x in $Q_{L \searrow}$ and $Q_{L \times}$ is at most $n(L) - 3$ and thus, because of the recursive definition of Q , we get $a = b$.

Corollary V.4.7 If a given connected prime alternating diagram of a link L can be reduced by an elimination of clasps to a Hopf diagram $(\bigcirc \bigcirc)$ then the leading coefficient (i.e. the coefficient of the highest degree monomial) of $Q_L(x)$ is equal to 2.

Proof. We note that $Q_{(\bigcirc \bigcirc)}(x) = 2x^{-1} + 1 + 2x$ and next we apply Corollary V.4.6.

Exercise V.4.8 Let us consider the following family of tangles which Conway called rational tangles, defined inductively as follows:

- (1) \bigcirc and \bigcirc are rational tangles.
- (2) If \bigcirc is a rational tangle then $\bigcirc \times$, $\bigcirc \searrow$, $\bigcirc \smile$ and $\bigcirc \swarrow$ are rational tangles.

The numerator \bigcirc and the denominator $\bigcirc \bigcirc$ of a rational tangle are called rational links. Show that the leading coefficient in the polynomial $Q(x)$ of a rational link is equal 2.

Hint. Apply Corollary V.4.7 and use the fact that rational tangles can be associated with rational numbers and diagrams of rational tangles links can be described by continuous fractions. In particular, we can associate to any alternating diagram of a rational tangle a positive fraction (c.f. [Co-1] and [B-Z]); compare also Chapter XX).

The family of rational links was extended by Conway to the algebraic links (Chapter XX). Formulate the version of Exercise 4.8 for prime links which have an alternating algebraic diagram.

Exercise V.4.9 (The first Tait Conjecture)

Prove that all connected prime alternating diagrams (of more than one crossing) of a given link have the same number of crossings which is smaller than the number of crossings in any non-alternating diagram of the link in question.

Hint. Apply theorems V.4.2 and V.4.3.

A link is called alternating if it admits an alternating diagram.

Exercise V.4.10 Prove that if an alternating link is not prime (i.e. it decomposes to a connected sum) then any alternating diagram of it is composed (this was first proved by Menasco [Men]). We summarize this fact by saying that alternating diagram of a composite alternating link is visibly composite.

Hint. If $L = L_1 \# L_2$ then $Q_L = Q_{L_1} \cdot Q_{L_2}$ and therefore $\deg Q_L < n(L) - 2$. On the other hand if the diagram was not composite (but alternating) then $\deg Q_L = n(L) - 1$.

Exercise V.4.11 Let us define a generalized bridge of a diagram L to be the part of the diagram which is descending. That is, moving along a generalized bridge, any crossing which we meet for the first time is passed by overcrossing. (c.f. Fig. 4.5).

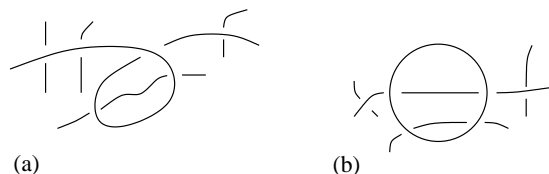


Fig. 4.5 Generalized bridges of length 6.

A generalized bridge does not have to be connected. If a component belongs to the bridge then we can extend the bridge by moving along another component (see Fig. 4.5 (b)). The length of a generalized bridge is equal to the number of crossings in the bridge.

Let $b^0(L)$ be the maximal length of a generalized bridge in a diagram L . Prove that $\deg Q_L = n(L) - b^0(L)$.

Exercise V.4.12 Assume that a connected diagram L decomposes into a connected sum of prime diagrams $L_1; L_2; \dots; L_k$. Prove that $\deg Q_L = n(L) - \sum_{i=1}^k b(L_i)$. Generalize this claim for the case of disconnected diagrams.

Hint. Apply formulas: $Q_{L_1 \natural L_2} = (\frac{2}{x} - 1)Q_{L_1}Q_{L_2}$ and $Q_{L_1 \# L_2} = Q_{L_1}Q_{L_2}$.

The Reidemeister result was generalized to the Kauffman polynomial, by Thistlethwaite [Thi-4].

Theorem V.4.13 Let L be a diagram of a link and let $L(a; x) = \sum u_{r,s} a^r x^s$ be its Kauffman polynomial. If $u_{r,s} \neq 0$ then $|r| + s = n(L)$ and $s \leq b(L)$.

Proof. The proof of the second inequality is similar to that of V.4.2 for L . In order to prove the first one we note that it holds for descending diagrams. If L is a descending diagram of a link with c components then $L(a; x) = a^{T \text{ait}(L)} (\frac{a+a^{-1}}{x} - 1)^{c-1}$. Since $|T \text{ait}(L)| = n(L)$ it follows that $|r| + s = n(L)$. Now to conclude the proof we apply induction with respect to the number of crossings and the number of "bad" crossings; we note that, if the theorem is true for $L \times$, $L \smile$ and $L \smile$ then it is true for $L \times$.

Theorem V.4.14 If L is a connected prime alternating diagram (with $n(L) \neq 1$) then the coefficient of x^{n-1} in L is equal to $(a + a^{-1})^{n-1}$.

Proof. Let us consider the formula $L \times = x(L \smile + L \smile) + L \times$:

Following Reidemeister we note that to get the coefficient of x^{n-1} we can ignore $L \times$. Therefore, the equality is similar to that of Tutte polynomial or Kauffman bracket, see Section 1.

Now if we present the diagram as a positive graph with Tutte polynomial $G(L) = \sum v_{ij} x^i y^j$ (note that the variable x is not the same as in) then we get $u_{1, n(L)-1} = v_{0,1} - 1$ which concludes the proof of Theorem V.4.14.

Corollary V.4.15 (The second Tait Conjecture)

The writhe number $(\text{Tait}(L))$ of a prime connected alternating diagram $(n(L) \notin 1)$ is an invariant of isotopy of the link.

Proof. We have $F_L(a; x) = a^{\text{Tait}(L)} F_L(a; x)$ and therefore the coefficient of $x^{n(L)-1}$ in F_L is equal to $(a + a^{-1})a^{\text{Tait}(L)}$. Hence $\text{Tait}(L)$ is an invariant of isotopy of the link.

Exercise V.4.16 Recall that a diagram of a link is called reduced if it contains no nugatory crossing .

Prove that Corollary 4.15 holds for reduced alternating diagrams of links.

Exercise V.4.17 Prove a version of Theorem V.4.2 for Jones-Conway polynomial (i.e. $\deg_z P_L(a; z) = n(L) - b(L)$).

In the subsequent section we will describe further applications of the Kauffman polynomial. In particular, we will deal with a class of diagrams generalizing alternating diagrams. We will also describe relations of "boundary" coefficients of the Kauffman polynomial with coefficients of Tutte polynomial associated to a diagram of a link, and deduce from this that computing Kauffman polynomial is NP-hard.

V.5 Kauffman polynomial of adequate links.

In this section we consider relations between the Kauffman and Tutte polynomials. In the previous section we refrained from extensive use of properties of graphs related to links. Graph theory allows, however, a substantial extension of previous results. Our approach is based on the paper of Thistlethwaite [Thi-5].

First we have to extend the language of graph theory which we introduced in Section 1. For a 2-color graph G let G_b denote a subgraph of G which consists of vertices and black edges of G . Similarly, G_w denotes a graph obtained from G by removing black edges. Then a quotient graph $\overline{G_b}$ is obtained by identifying vertices of G_b which were connected by white edges of G . In other words, $\overline{G_b}$ is obtained from G by removing white loops and collapsing other white edges of G . Similarly we define $\overline{G_w}$.

An edge of a graph is called proper if it is neither a loop nor an isthmus. A crossing in a diagram of a link to which we associate an improper edge of the associated planar graph is called nugatory (it agrees with the previous definition of a nugatory crossing) (see Fig. 5.1).

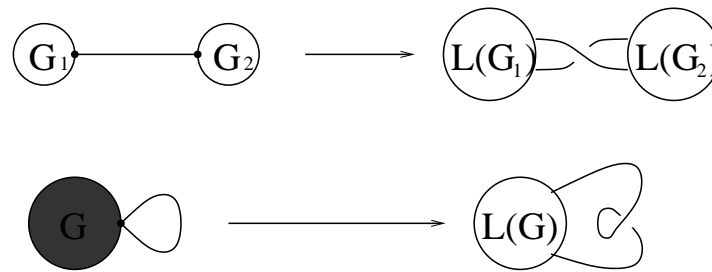


Fig. 5.1

If e is an edge of a graph G , then $G - e$ (respectively, $G \cdot e$ or G_e) denotes a graph obtained from G by deleting (respectively, contracting, or changing of the color of) the edge e .

If G is a connected graph then it can be decomposed uniquely into 2-connected components (called blocks), $G = G_1 \cup G_2 \cup \dots \cup G_k$. For a plane graph associated to a diagram of a link the above decomposition is related to the decomposition of the associated diagram into prime diagrams (the link is then a connected sum of them). We count here a loop as a block (the corresponding diagram is however that of a trivial knot with a nugatory crossing).

We have shown in Section 4 (Theorem 4.13) that the coefficient $u_{r,s}$ in the polynomial $L(a; z) = \sum u_{r,s} a^r z^s$ is non-zero only if $r + s \leq n(L)$ and $r + s \geq n(L)$. Now we will show that in some situations the above inequalities become strict and this will be a starting point to the proof of the main theorem of this section, Theorem 5.1. Coefficients $u_{r,s}$ of the polynomial $L(a; x)$ will be called exterior if either $r + s = n$ or $r + s = n$. Now let us define two auxiliary polynomials (of exterior coefficients):

$$L^+(t) = \sum_i u_{i, n-i} t^i; \quad L^-(t) = \sum_i u_{i, n-i} t^i.$$

Let us note that L^+ and L^- are true polynomials in t i.e. they contain no negative degree monomial of t .

Theorem V.5.1 Let L be a connected diagram of a link with at least one crossing. Suppose that G is a graph associated with L . Then

$$L^+(t) = G_b(0; t) \overline{G_w}(t; 0)$$

and

$$L^-(t) = G_w(0; t) \overline{G_b}(t; 0):$$

The following properties of polynomials $^+_L(t)$ and $^-_L(t)$ (stated below for $^+_L(t)$ only) can be easily derived from properties of Tutte polynomial.

Corollary V.5.2 Let L be a connected diagram of a link with at least one crossing. Then

- (i) All coefficients of $^+_L(t)$ are non-negative.
- (ii) $^+_L(t) \neq 0$ if and only if G_b has no isthmus and \overline{G}_w has no loop.
- (iii) If $^+_L(t) \neq 0$, then the lowest degree term of $^+_L(t)$ is equal to t^b , where $b \geq 1$ and b is the number of blocks (2-connected components) which have at least one edge in G_b and \overline{G}_w .
- (iv) If $^+_L(t) \neq 0$ then the highest degree term of $^+_L(t)$ is of the form $t^{p_1(G_b) + d(\overline{G}_w)}$, where $d(\overline{G}_w)$ is the number of edges in a tree spanning \overline{G}_w (obviously $d(\overline{G}_w) = |\overline{G}_w| - 1$).
- (v) The degree of $^+_L(t)$ is not greater than the number of crossings in L and it is smaller than $n(L)$ if L has a non-nugatory crossing.

Proof of Corollary.

- (i) It follows from Corollary 1.9 (i).
- (ii) follows from Corollary 1.9 (ii) and (iii).
- (iii) If a graph has at least one edge then $v_{0,0} = 0$. For a 2-connected graph (with at least two edges) we have $v_{0,1} = v_{1,0} > 0$ and (iii) follows.
- (iv) It follows from Exercise 1.11 (i) and (iii).
- (v) We analyze the right side of the equality (from Theorem 5.1) $^+_L(t) = \sum_{G_b} (0;t) \sum_{\overline{G}_w} (t;0)$. The degree of $\sum_{G_b} (0;t)$ does not exceed the number of edges in G_b and, similarly, the degree of $\sum_{\overline{G}_w} (t;0)$ is not greater than the number of edges in \overline{G}_w . This implies the first part of (v). If L has a non-nugatory crossing then $G = G(L)$ does not consist of isthmuses and loops only. On the other hand, the degree of $\sum_{G_b} (0;t)$ is equal to the number of edges in G_b if G_b is composed of loops alone, and the degree of $\sum_{\overline{G}_w} (t;0)$ can be equal to the number of edges in \overline{G}_w if \overline{G}_w is a tree. However, in this case G would be a white tree with black loops.

To prove Theorem 5.1, let us begin by proving a lemma which will be the key to our induction argument.

Lemma 5.3 Let L be a connected diagram of a link which has the following properties:

- (i) L is reduced (i.e. it has no nugatory crossing).
- (ii) L contains a bridge B of length greater than 1.
- (iii) We can change crossings in B so that L is changed to an alternating diagram.

Then $\chi_L^+(t) = \chi_L(t) = 0$.

Let us note that the condition (i) in the above Lemma can not be removed as it is apparent for the diagram in Fig. 5.2 for which $\chi_L(a;x) = a^2$, and therefore $\chi_L^+(t) = t^2$.

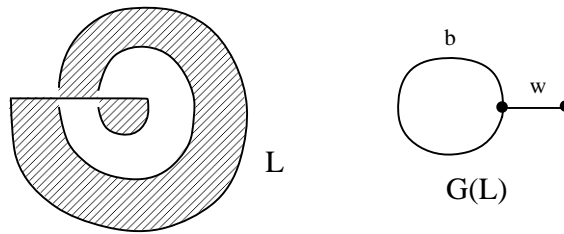


Fig. 5.2

Proof. Let us assume that L satisfies the assumption of the lemma. We define complexity of L to be the ordered pair $(n;k)$, where $n = n(L)$ is the number of crossings in L and k is the number of crossings which have to be changed (overcrossing to undercrossing) in order to get a diagram L^0 which satisfies assumptions of the lemma and such that its longest bridge (that is the bridge which cannot be further extended), say B^0 contains the bridge B , see Fig. 5.3.

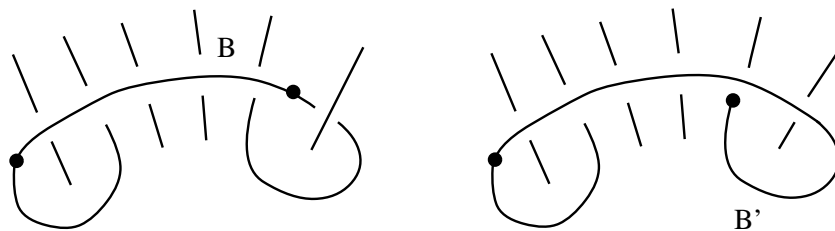


Fig. 5.3

Let us consider a lexicographic order of pairs $(n;k)$. If $n = 2$ then the link L is trivial with the diagram \bigcirc , so the lemma holds.

If $k = 0$ then B is of maximal length already and therefore $L^0 = L$ is regularly isotopic to a diagram L^0 which contains fewer crossings (B is a closed component or it contains a loop whose shrinking can eliminate crossings; we use the fact that L has no nugatory crossings). Since moreover $j+j+s(L^0) < n(L)$ (notation as in Theorem 5.1) it follows that

$$L^+(t) = L(t) = 0:$$

Now let us consider a diagram L which satisfies the assumptions of Lemma V.5.3 and which has complexity $(n;k)$ with $n > 2, k > 0$, and let us assume that the lemma is true for diagrams of smaller complexity. There exists a crossing p in L at one of the ends of the bridge B such that the change of p yields a diagram L^p of smaller complexity than this of L . Let us consider diagrams L_{\smile} and L_{\frown} which we obtain from L by smoothing the crossing p . If we show that $L_{\smile}^+(t) = L_{\smile}(t) = L_{\frown}^+(t) = L_{\frown}(t) = 0$ then applying equality $L_{\smile} + L_{\frown} = x(L_{\smile} + L_{\frown})$ we will conclude the proof. Thus let us focus our attention on the diagram L_{\smile} (the case L_{\frown} is similar). The diagram L_{\smile} is connected (because L was reduced). If L_{\smile} is reduced then it satisfies the conditions of our lemma and since it has fewer crossings than L thus, because of inductive assumption, $L_{\smile}^+(t) = L_{\smile}(t) = 0$. If now the diagram L_{\smile} has a nugatory crossing q then one of the following two cases occurs.

- (1) The crossing q is on the bridge B but it is not next to p . Then there exists a simple closed curve C which meets L in 4 points (as shown in Fig. 5.4) and the diagram L_{\smile} may be reduced by a regular isotopy to a diagram with fewer crossings (we use the fact that there was a crossing between p and q on the bridge). Therefore $L_{\smile}^+(t) = L_{\smile}(t) = 0$.

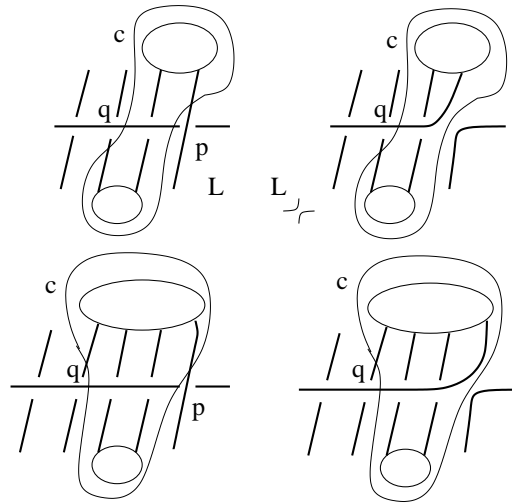


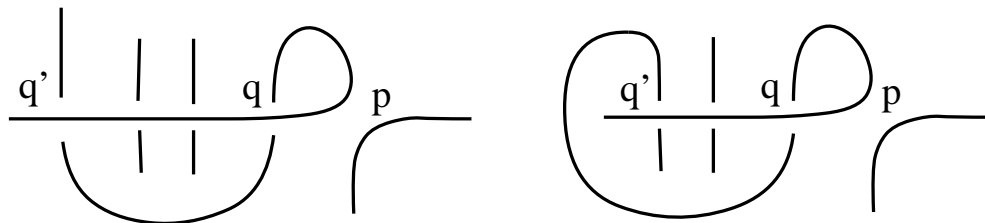


Fig. 5.4

- (2) The crossing q is next to p on the bridge and no other crossing on the bridge B is nugatory in L . We will see that we can reduce L , by removing nugatory crossings, to a diagram L^0 which either satisfies assumptions of the lemma and has smaller complexity or ${}^{+}_{L^0}(t) = {}_{L^0}(t) = 0$ since it is regularly isotopic to a diagram with fewer crossings. So first let us remove all nugatory crossings ( \rightarrow ), except q , and let us call the result $L^{(0)}$. Certainly this operation does not change the non-nugatory status of other crossings (in particular in the resulting diagram all crossings except q are not nugatory). Let q^0 be the first crossing after q met when one travels along the diagram $L^{(0)}$ away from p . If q^0 is an undercrossing under the bridge B (as shown in Fig. 5.5(a)) then $L^{(0)}$ is regularly isotopic to a diagram with fewer crossings and we can consider $L^0 = L^{(0)}$.



(a)

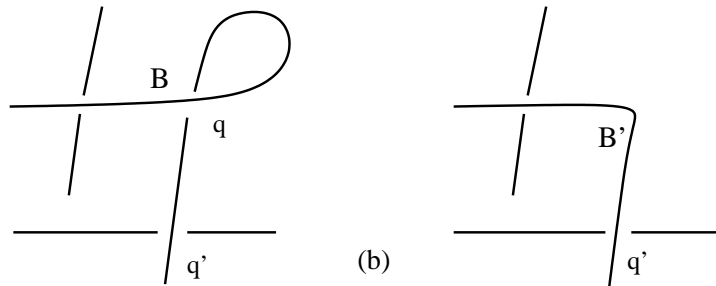


Fig. 5.5

Otherwise the condition (iii) of the lemma implies that the diagram obtained from L^0 by untwisting the crossing q has a bridge B^0 of the same length as B and thus it satisfies assumptions of Lemma 5.3 with smaller complexity than L (Fig. 5.5 (b)). Let us call the diagram L^0 , which was obtained by removing all nugatory crossings of L , by L^0 . We note that $\hat{P}_{L^0}^+(t) = \hat{P}_{L^0}^-(t) = 0$. Since the operation of "untwisting" of a nugatory crossing (as well as its inverse) is related to multiplying by either a or a^{-1} , then all the time we are getting $\hat{P}_L^+(t) = \hat{P}_L^-(t) = 0$. This concludes the proof of Lemma 5.3.

Exercise V.5.4 Prove Lemma 5.3 by using the notion of generalized bridge.

Exercise V.5.5 Let $\hat{P}_L(a; z) = a^{\text{Tail}(L)} P_L(a; z)$ be a polynomial invariant of regular isotopy of oriented diagram s^{23} . The polynomial $\hat{P}_L(a; z)$ can be defined by the following properties:

- (1) $\hat{P}_\emptyset(a; z) = 1$
- (2) $\hat{P}_{\smile}^-(a; z) = a^{-1} \hat{P}_{\searrow}^-(a; z); \hat{P}_{\smile}^+ = a \hat{P}_{\searrow}^+(a; z)$
- (3) $\hat{P}_{L_+}(a; z) + \hat{P}_{L_-}(a; z) = z \hat{P}_{L_0}(a; z).$

Prove that Lemma 5.3 is true for the polynomial $\hat{P}_L(a; z)$. That is, if L satisfies the assumptions of the lemma and we write $\hat{P}_L(a; z) = \sum e_{ij} a^i z^j$ then for $|j| + |i| = n(L)$ we have $e_{ij} = 0$.

²³This version of Homflypt polynomial was first considered in 1985 by L. Kauffman.

Before we conclude the proof of Theorem 5.1 we recall the notion of adequate diagram and we prove its basic properties.

In this section we assume that for an adequate diagram L any component of L has at least one crossing. This is a technical condition which will be not assumed in other chapters of the book.

Definition 5.6 A diagram of an unoriented link L is called $+$ -adequate if:

- (1) Any component of L has at least one crossing,
- (2) If we modify L to $s_+ L$ by smoothing every crossing of L according to the rule $\times \rightarrow ! \cup$ (equivalently $\times \rightarrow ! \cap$) then the two arcs of \cup (\cap) belong in $s_+ (L)$ to two different components.

If the mirror image L^* of L is $+$ -adequate then L is called $-$ -adequate.

A diagram is called semi-adequate if it is $+$ or $-$ adequate and it is called adequate if it is both $+$ and $-$ adequate. By negation, a diagram is $+$ -inadequate (respectively $-$ -inadequate) if it is not $+$ (resp. $-$) adequate. A diagram is inadequate if it is not semi-adequate.

The following lemma provides an interpretation of adequate diagrams in terms of associated graphs. A Kauffman state $s = sL$ of L , is a function from crossings of L to $\{+, -\}$ with the convention that $s(v) = +$ corresponds to the smoothing $\times \rightarrow ! \cup$ and $s(v) = -$ corresponds to the smoothing $\times \rightarrow ! \cap$. By $|s| = |sL|$ as usually, we denote the number of components of L_s , where L_s is system of circles obtained by smoothing L according to the state sL .²⁴

²⁴ Already J. Listing [Lis] was decorating corners of the crossing by variables (leotrope) and (leotrope) $\begin{smallmatrix} \delta \\ \times \\ \delta \end{smallmatrix}$ and he observed that if a (connected) alternating diagram D is alternating then for any region $R \in R^2(D)$ corners of the region gave the same label, all or all $-\delta$. L. Kauffman was decorating corners by A and B $\begin{smallmatrix} B \\ \times \\ B \end{smallmatrix}$ and used it to construct (Kauffman) bracket polynomial. It is natural to say that a state s associates to every crossing a marker A (resp. $-$) \times or B (resp. $-$) \times . In Section 1 we use b (black)-markers and w (white)-markers because of black and white checkerboard coloring of regions of $R^2(D)$. M. Thistlethwaite is using $+$ or $-$ markings so we follow his notation in this Section as well as in Chapter X (see Figure X.1.1), still, however, for corresponding graph edges we use black and white colors here. Similarly, the diagram obtained from a diagram D by smoothing its crossings by "applying" markers of a Kauffman state s is denoted by D_s or sD depending on the author.

Lemma V.5.7 Let $G = G(L)$ be a planar graph associated to L via some checkerboard coloring of the plane containing L . Then:

- (1) $|s_+ L| = p_0(G_b) + p_1(G_b)$ and $|s_- L| = p_0(G_w) + p_1(G_w)$
- (2) The diagram L is + adequate if and only if G_b has no isthmus and $\overline{G_w}$ has no loop.

Proof.

- (1) Notice that the modification of crossings of L to $s_+ L$ is related to collapsing of black edges (in the sense of $G \equiv e$) and removing of white edges of the associated graph $G(L)$ (see Fig. 5.6).

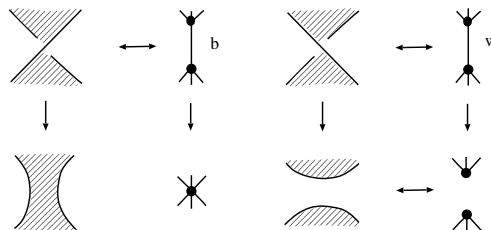



Fig. 5.6

According to our convention the contracting of all edges in a connected graph yields $p_1(\cdot) + 1$ vertices²⁵.

- (2) Notice that the condition (2) of Definition 5.6 is equivalent to the statement that $|s_+ L| < |s_+ L|$ for any diagram L which is obtained from L by changing overcrossing to undercrossing at a crossing of L . The change of $L \rightarrow L$ corresponds to changing of the color of an edge in $G(L)$. Such a change from black to white decreases the sum $p_0(G_b) + p_1(G_b)$ unless the edge in question is an isthmus in G_b in such a case the number increases. And conversely, if we change an edge from white to black then the number $p_0(G_b) + p_1(G_b)$ decreases if the edge is an isthmus in G_b and it increases otherwise and

²⁵From the point of view of Knot Theory it is convenient to consider contracting $G \equiv e$ which agrees with standard contracting, $G \equiv e$ for e not being a loop. If e is a loop then



the latter case is related to the situation when the edge in question becomes a loop in \overline{G}_w . Therefore the condition in (2) (that G_b has no isthmus and \overline{G}_w has no loop) is necessary and sufficient for the number $p_0(G_b) + p_1(G_b)$ to decrease when an edge changes its color. From this it follows that L is $+$ -adequate.

The respective criterion for $-$ adequate diagrams can be proved similarly.

Lemma V.5.8 Let L be a connected $+$ -inadequate (respectively, $-$ -inadequate) diagram such that $n(L) > 0$. Then $'_L^+ = 0$ (respectively, $'_L^- = 0$).

We provide a proof for a $+$ -inadequate diagram. Let L be the diagram in question and let $G = G(L)$ be a graph of L . The proof is by induction with respect to the number k of edges of G_b which are neither isthmuses nor loops in G . If $k = 0$ then, since L is $+$ -inadequate, it follows that G contains either a black isthmus (isthmuses in G_b is now an isthmus in G) or white loop (a loop in \overline{G}_w is now a loop in G_w so in G). In both cases the sign of the corresponding selfcrossing in L is negative, see Fig. 5.7.

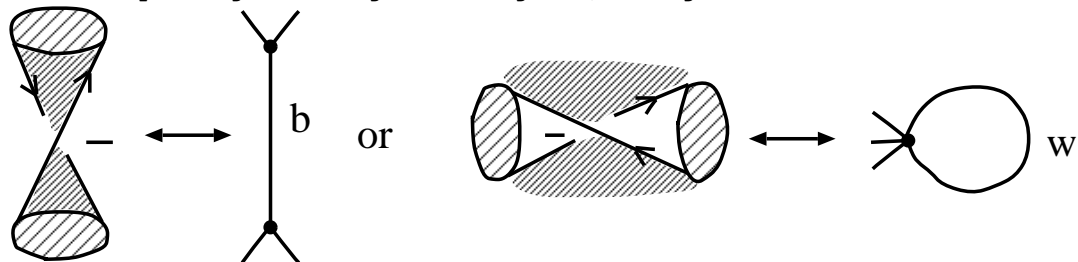


Fig. 5.7

If we remove this edge (black isthmus or white loop) to get the associated diagram L^0 with one less crossing and $'_{L^0}(a; x) = a_L(a; x)$. Because in L^0 we have $|j^0| + s^0 = n(L^0) = n(L) - 1$ therefore $|j| + s = n(L) - 2$ and so $'_L^+ = 0$.

If $k = 1$ then let L_1 denote a diagram obtained from L by removing (untwisting) all nugatory crossings. L_1 satisfies the assumptions of Lemma V.5.3. Clearly, L_1 has no nugatory crossing. The graph G_b has only one edge so if we change its color then we obtain a white graph yielding an alternating diagram and therefore the edge in question yields the crossing being a part of a bridge on L_1 of length at least 2. Now by Lemma V.5.3 we get $'_{L_1}^+ = 0$. On the other hand, the polynomial $'_L$ is obtained from $'_{L_1}$ by multiplying by a power of a of degree not exceeding the number of crossings of L . Therefore $'_L^+ = 0$ as well.

Now suppose that G_b has $k > 1$ essential edges (i.e. edges which are neither isthmuses nor loops) in G and assume that Lemma V.5.8 is true for connected $+$ -inadequate diagrams (with graphs with smaller k). The set of edges in G_b which are essential in G is denoted by Π ($|\Pi| = k$). First, let us consider the case when Π contains an edge e which is essential not only in G but also in G_b .

It follows by Lemma V.5.7 (ii) that contraction of e does not change $+$ -inadequacy of the graph (we do not lose neither any isthmus of G_b nor any loop in $\overline{G_w}$), that is, $G \equiv e$ is $+$ -inadequate. We have yet to prove that both $G \setminus e$ and G_e are $+$ -inadequate and then, because of our inductive assumption and in view of the skein relation satisfied by polynomial $(a; x)$ we will get $'^+_L = 0$. To this end, let us note that if G_b has an isthmus then also $G_b \setminus e$ and G_e have one and thus (because of Lemma 5.7 (ii)) $G \setminus e$ and G_e are $+$ -inadequate. Therefore we may assume that G_b has no isthmus but $\overline{G_w}$ contains a loop. Let us consider an edge x in G_w which is a loop in $\overline{G_w}$, which means that the ends of this edge can be joined by a path in $G_b \setminus e$ (e is essential in G_b). Hence $G \setminus e$ and G_e are $+$ -inadequate. Finally, we are left with the case when Π consists only of isthmuses of G_b . But, since $k > 1$, then for any edge $e \in \Pi$, black subgraphs of $G \equiv e$, $G \setminus e$ and G_e have isthmuses as well. Therefore, any of these graphs is $+$ -inadequate and $'^+_L = 0$.

This concludes the proof of Lemma 5.8.

Corollary V.5.9 Let G be a $+$ -adequate (respectively, $-$ -adequate) graph. If e is an edge of G , then the graph G_e is $+$ -inadequate (respectively, inadequate).

We present the proof for $+$ -adequate diagrams. The edge e is not an isthmus in G_b , thus if $e \in G_b$ then e is a loop in $(G_e)_w$ hence G_e is $+$ -inadequate. If $e \in G_w$ then, because G is $+$ -adequate, the e is not a loop in $\overline{G_w}$ and thus e is an isthmus in $(G_e)_b$. Therefore G_e is $+$ -inadequate. This completes the proof of Corollary 5.9. We should remark here that Corollary 5.9 has natural explanation if we consider associated $+$ -diagrams and recall that $+$ -adequate can be interpreted as saying that in $s_+ D$ no circle touches itself, thus in $s_+ L$ one has a self-touching circle. In fact this property of reduced alternating diagrams was the main reason for defining $+$ -adequate diagrams.

Now we can proceed with the proof of Theorem 5.1. We will consider the case of $'^+_L(t)$, the case of $'^-_L(t)$ is similar. The proof will be done by induction with respect to the number of edges of the graph G . First, let us

assume that the connected diagram L is $+$ -inadequate. By Lemma V.5.8 we have $'_L^+ = 0$ and because of Lemma V.5.7 (ii) either G_b contains an isthmus and $_{G_b}(0;t) = 0$ or $\overline{G_w}$ contains a loop and then $\overline{_{G_w}}(t;0) = 0$. Therefore $'_L^+ = _{G_b}(0;t) - _{\overline{G_w}}(t;0)$.

The next case to consider is when L is $+$ -adequate but neither G_b nor $\overline{G_w}$ contains a essential edge. This means that G consists of black loops and white isthmuses. If the number of loops and isthmuses is denoted by p and q , respectively, then $_{G_b}(0;t) = t^p$ and $\overline{_{G_w}}(t;0) = t^q$. On the other hand, the diagram L , which is associated to such a graph G , represents a trivial knot with $p+q$ positive twists (c.f. Fig. 5.8), hence $_{L}(a;x) = a^{p+q}$ and the theorem is true in this case as well.

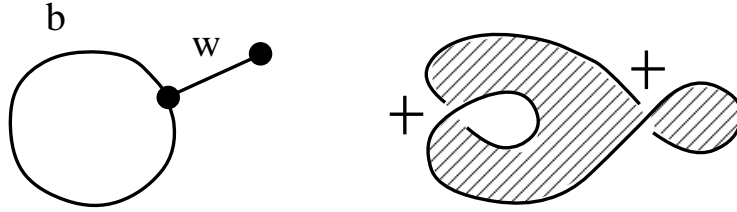


Fig. 5.8

In particular, the theorem is true for any graph with one edge. Now let us consider a $+$ -adequate diagram L and the associated graphs. Let us assume that either G_b or $\overline{G_w}$ has a essential edge e . By inductive assumption Theorem V.5.1 is true for graphs with fewer edges. Let us deal with the case $e \in G_b$ since the case of $e \in \overline{G_w}$ can be done similarly.

By Corollary 5.9 the graph G_e is $+$ -inadequate, so by Lemma 5.9 it follows that $'_{G_e}^+ = 0$. Therefore, by skein relation for $_{L}(a;x)$, we get $'_G^+(t) = '_{G-e}^+(t) + '_{G=e}^+(t)$.

Moreover $(G-e)_b = G_b - e$, $(G=e)_b = (G_b)=e$, and graphs $\overline{(G=e)_w}$ and $\overline{G_w}$ are isomorphic (because e is essential in G_b). Now we get

$$\begin{aligned}
 & '_G^+(t) = \\
 & '_{G-e}^+(t) + '_{G=e}^+(t) = \\
 & \quad \text{(because of inductive assumption)} \\
 & (G-e)_b(0;t) - \overline{(G-e)_w}(t;0) + (G=e)_b(0;t) - \overline{(G=e)_w}(t;0) = \\
 & (G_b-e)_b(0;t) - \overline{_{G_w}}(t;0) + (G_b)=e(0;t) - \overline{_{G_w}}(t;0) = \\
 & (_{G_b-e}(0;t) + _{(G_b)=e}_b(0;t)) - \overline{_{G_w}}(t;0) = \\
 & _{G_b}(0;t) - \overline{_{G_w}}(t;0):
 \end{aligned}$$

This concludes the proof of Theorem V.5.1.

If we apply chromatic polynomial $C(G; \cdot)$ (see Section 1) then we can reformulate Theorem 5.1 in the following way.

Corollary V.5.10 Assume that L is a connected diagram of a link with $n \geq 1$ crossings. Let G be a planar graph associated to L via some 2-color (checkerboard) coloring of the plane containing L and let G^* be the graph associated to L via the opposite coloring of the plane. (The graph G^* is dual to G and colors of the edges are reversed.) Then

$$\chi_L^+(t) = (-1)^n (1-t)^2 C(\overline{G}_w; 1-t) C((G^*)_w; 1-t)$$

$$\chi_L^-(t) = (-1)^n (1-t)^2 C(\overline{G}_b; 1-t) C((G^*)_b; 1-t)$$

Proof. We apply a formula relating chromatic polynomial to Tutte polynomial (see Section 1) and we use relations $G_b = \overline{(G^*)_w}$, $G_w = \overline{(G^*)_b}$ and $(G; x; y) = (G^*; y; x)$.

Now we will describe some applications of adequate and semi-adequate diagrams of links.

Corollary V.5.11 Let L be a connected diagram of a link with at least one crossing. Then:

1. $\chi_L^+ \neq 0$ if and only if L is + adequate,

$\chi_L^- \neq 0$ if and only if L is - adequate.

2. If L has a non-nugatory crossing and it is semi-adequate then the degree of x in $(a; x)$ is positive and thus L represents a non-trivial link.

Proof.

1. Follows immediately because of Lemma V.5.7 and Corollary 5.2.

2. Follows from (1) and Corollary 5.2(v).

M. Thistlethwaite checked that all diagrams of minimal crossing-number up to 11 are semi-adequate and among knots which have diagrams with at most 12 crossings only few possibly do not admit semi-adequate diagrams. For example a 12 crossing knot of Fig. 5.9 does not admit a semi-adequate

diagram of 12 crossings but it is an open problem whether it admits a semi-adequate diagram with more than 12 crossings [This-5].

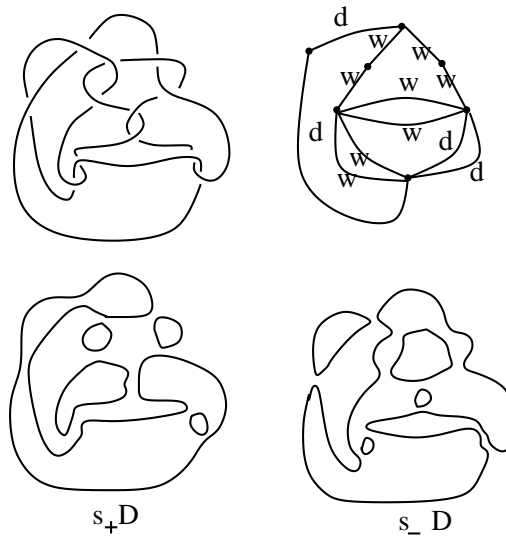


Fig. 5.9

Corollary V.5.12 A semi-adequate diagram is not regularly isotopic to a diagram with a smaller number of crossings. Furthermore it is not isotopic (equivalent) to a diagram with a smaller number of crossings and the same Tait number.

Proof. If L is a connected semi-adequate diagram with $n > 1$ crossings then because of Corollary V.5.11 (i) the polynomial Δ_L has a non-zero exterior coefficient that is, it contains a non-zero term $u_{r,s} \Delta z^s$, where either $r + s = n$ or $r + s = n$. Thus L is not regularly isotopic to a diagram with fewer crossings (we recall that Δ_L is a regular isotopy invariant). If the diagram L has components $L_1; L_2; \dots; L_c$ then $\Delta_L = (\frac{a+a^{-1}}{z} - 1)^{c-1} \Delta_{L_1} \dots \Delta_{L_c}$ and the corollary follows. The second part of the corollary follows from the fact that if two diagrams are isotopic and have the same Tait number then they are related by second, third and balanced Reidemeister moves (in which pair of kinks of opposite signs is created or deleted). All these moves preserve Δ_L .

The conclusion remains true if we merely assume that any component of the diagram is semi-adequate.

Corollary V.5.13 A connected semi-adequate diagram cannot describe a split link, that is, a link that can be separated in S^3 by a sphere S^2 .

P roof. Let us assume that a link L can be decomposed into two sublinks L_1, L_2 and suppose that D is a connected diagram of L . Certainly, the sum of signs of crossings between D_1 and D_2 (associated to L_1 and L_2 , respectively) is equal to 0. Therefore the link L can be presented by a diagram D^0 consisting of D_1 and D_2 , which lie on different levels (one above another). The diagram D is isotopic to D^0 and has the same Tait number ($\text{Tait}(D) = \text{Tait}(D^0)$) hence $(D) = (D^0)$. Now diagrams D_1 and D_2 can be moved apart in D^0 , by regular isotopy, to decrease the number of crossings. But then the diagram D^0 (and also D) is not semi-adequate.

C orollary V.5.14 Let L_1 and L_2 be two diagrams with n crossings which represent the same link. If L_1 is $+$ -adequate then $\text{Tait}(L_1) = \text{Tait}(L_2)$, and if L_1 is $-$ -adequate then $\text{Tait}(L_1) = \text{Tait}(L_2)$. If L_1 is adequate then also L_2 is adequate and $\text{Tait}(L_1) = \text{Tait}(L_2)$.

P roof. Since L_1 and L_2 are isotopic then

$$a^{\text{Tait}(L_1)} L_1 = a^{\text{Tait}(L_2)} L_2$$

and thus

$$L_1 = a^{\text{Tait}(L_1) - \text{Tait}(L_2)} L_2 :$$

If L_1 is $+$ -adequate then $\deg_{a/z} L_1 = n$, and since $\deg_{a/z} L_2 \leq n$ it follows that $\text{Tait}(L_1) = \text{Tait}(L_2) = 0$.

Similarly, if L_1 is $-$ -adequate then $\text{Tait}(L_1) = \text{Tait}(L_2)$. Therefore, if L_1 is adequate then $\text{Tait}(L_1) = \text{Tait}(L_2)$ and consequently $L_1 = L_2$, and because of Corollary V.5.11 L_2 is adequate as well.

C orollary V.5.15 If a link L has an adequate diagram with n crossings then the link L does not admit a diagram with fewer crossings.

We cannot claim however that semi-adequate diagram without a nugatory crossing cannot be isotoped to a diagram with smaller number of crossings. Figure 5.10 presents a $+$ -adequate diagram of the right handed trefoil knot with 4 crossings but without a nugatory crossing.

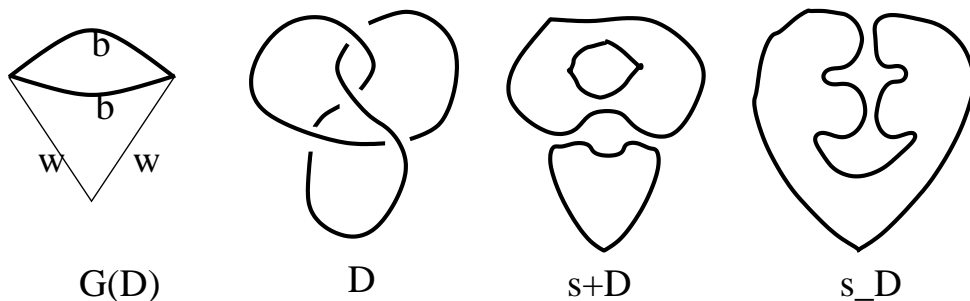


Fig. 5.10

Corollary V.5.16 For any positive integer n there exists a prime diagram of a link L which has the minimal number of crossings among diagrams representing L and which has a bridge longer than n .

Proof: Consider the infinite family of 2-color graphs G_1, G_2, \dots of which the first three members are illustrated in Fig. 5.11 (G_n consists of two nested families of circles, $n+1$ on the left and n on the right). The black subgraph $(G_i)_b$ is to consist of the left-hand family of nested circles. Because of Lemma V.5.7 the graph G_i is associated to an adequate diagram of a link and therefore the diagram has the minimal number of crossings.

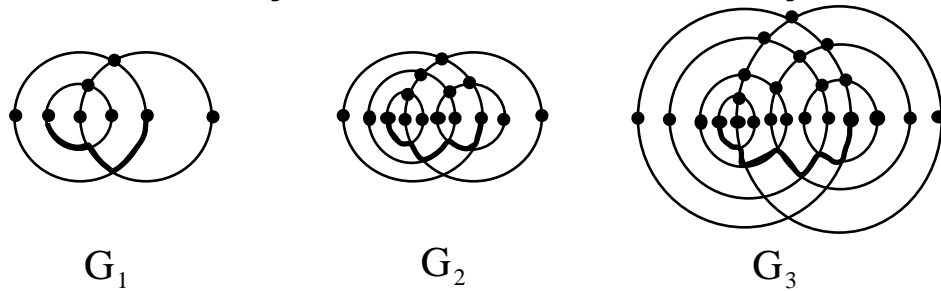


Fig. 5.11

The thick edges of graphs G_1, G_2 and G_3 represent crossings of a bridge of length $2i+1$ in the associated diagram of a link. Figure 5.12 presents links related to G_1 and G_2 .

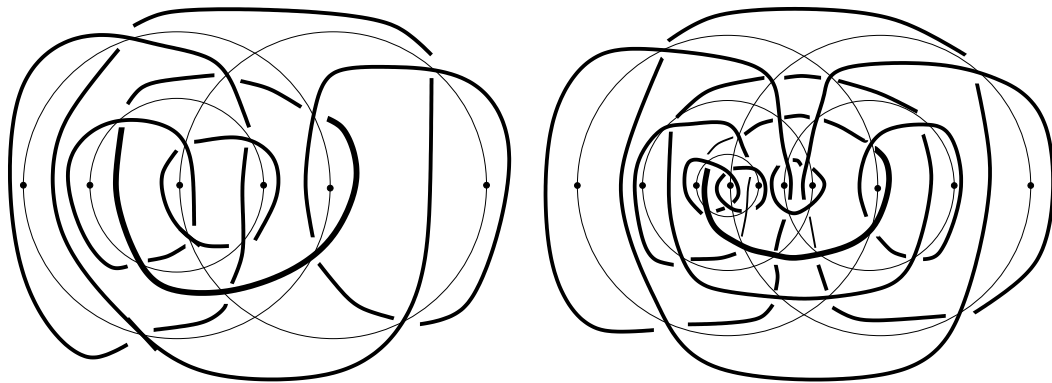


Fig. 5.12

If we want to get knots instead of links in the lemma then it can be done by adding to graphs G_i some appropriately chosen midpoints of edges.

Corollary V.5.17 Computation of the Kauffman polynomial of a link is NP-hard. If the well known conjecture that $NP \neq P$ holds then the Kauffman polynomial cannot be computed in polynomial time with respect to the number of crossings.

Proof. Computation of a chromatic polynomial of a planar graph is NP-hard, see ([G-J]). Because of Theorem V.5.1 and Corollary V.5.11 it follows that the computation of exterior coefficients of the Kauffman polynomial of an alternating diagram can be reduced to computation of chromatic polynomial of the associated (one-color) planar graph.

Therefore, the computation of the Kauffman polynomial of an alternating link is NP-hard.

Example V.5.18 (Thistlethwaite) Consider two 2-colored graphs G_1, G_2 of Fig. 5.13. Their associated diagrams D_1, D_2 , are the famous Perko pair which for many years was thought to represent different knots. Both diagrams have 10 crossings and they have different Tait numbers. In 1974 K.A. Perko (who did master degree with Fox at Princeton and later became a lawyer in New York), noticed that they represent the same knot. The outermost polynomials $'_{D_1}^+(t)$ and $'_{D_1}(t)$ are as follows:

$$'_{D_1}^+(t) = 0 = '_{D_2}(t); '_{D_1}(t) = t^2(t^2 + t^3); '_{D_2}^+(t) = t^4:$$

The full Kauffman polynomials of diagrams are

$$_{D_1}(a; z) = a^2 \quad _{D_2}(a; z) = (a^4 + a^2)z^6 + (a^5 + a^3)z^5 + (4a^4 + a^2 - 6a^2)z^4 +$$

$$(4a^5 - 3a^3 - a)z^3 + (3a^4 - a^2 + 3 + 9a^2)z^2 + (3a^5 + a^3 + 2a)z + a^2 - 1 - 3a^2:$$

By Corollary 5.14 the Perko knot has no adequate diagram, but it has a $+$ -adequate diagram, D_2 and $-$ -adequate diagram D_1 .

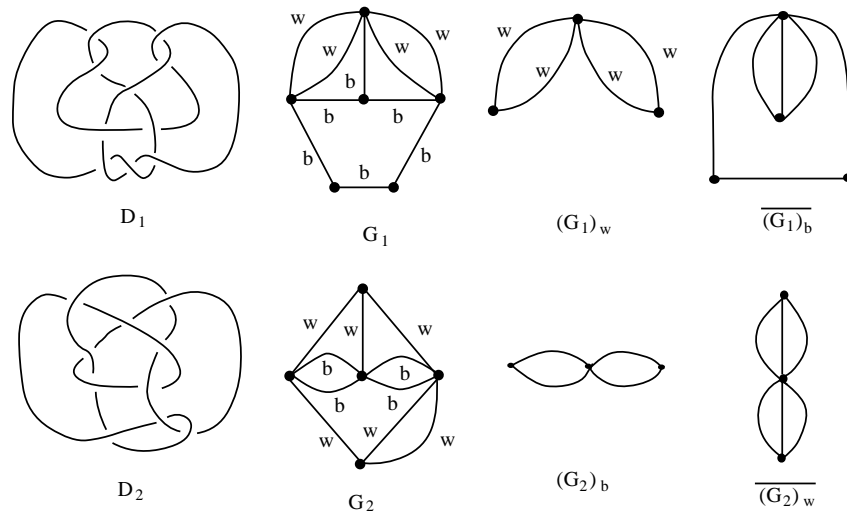


Fig. 5.13

Exercise V.5.19 Let us consider a substitution $x = a + a^{-1}$ in Kauffman polynomial $\mathcal{L}(a; x)$ of a non-oriented link. Let us note that if T_n ($n > 1$) is a diagram of a trivial link with n components then $\mathcal{L}(a; a + a^{-1}) = 0$. This way $\mathcal{L}(a; a + a^{-1})$ is similar to Alexander-Conway polynomial. We will denote this polynomial by $\mathcal{L}(a)$, and the related polynomial for oriented links will be denoted by $F_L(a)$, that is $F_L(a) = a^{\text{Tail}(L)} \mathcal{L}(a)$.

Prove that

- (1) If K is a knot then $F_K(a) = 1 + (a + a^{-1})(G_K(a))$ for some Laurent polynomial $G_K(a)$. If L is a link consisting of $\ell(L) > 1$ components then $F_L(a) = (a + a^{-1})^{\ell(L)-1}(G_L(a))$ where $G_L(a)$ is a Laurent polynomial.
- (2) If L is a connected $+$ -adequate (respectively, $-$ -adequate) diagram of a link then $\max \deg \mathcal{L}(a) = n(L)$ (respectively, $\min \deg \mathcal{L}(a) = n(L)$).
- (3) For any connected diagram L

$$\mathcal{L}(a) = \sum_{i=0}^{n(L)} u_i a^i$$

and moreover $u_{n(L)} \neq 0$ if and only if L is $+$ -adequate.

- (4) We have $u_n(L) = \frac{d}{d\lambda} (1) = (-1)^{n(L)} \mathcal{C}(\overline{G_w}; 0) = \mathcal{C}(\overline{G_w}^2; 0)$ where \mathcal{C}^0 denotes the derivative of chromatic polynomial.

The polynomials $F_L(a)$ and $\chi_L(a)$ should be easier to analyze than the general the Kauffman polynomial. They seem to be particularly useful to examine periodicity of links (see Chapter VII). This may be an interesting research problem.

V.6 Coefficients of Jones-Conway polynomial

We start this section with a general theorem characterizing coefficients of Jones-Conway polynomial $P_L(a; z)$. This result was essentially proved by Morton [Mo-2, Mo-3] and independently by Franks and Williams [FW]. It is used to give a good approximation of the braid index of a link. In our exposition we rely on [Mo-3].

Let L be a diagram of an oriented link. By $n^+(L)$ and $n^-(L)$ we denote the number of positive and, respectively, negative crossings of L . Moreover, in this section $n(L)$ denotes the number of crossings and $\kappa(L)$ denotes the algebraic number of crossings (we often use the notation $\text{Tait}(L)$ for this number). Thus we have:

$$n(L) = n^+(L) + n^-(L)$$

$$\kappa(L) = n^+(L) - n^-(L):$$

If we smooth all crossings of L (respecting the orientation) then we obtain a family of simple closed curves called Seifert circles of the diagram L (c.f. Fig. 6.1; compare Chapter IV). The number of these circles is denoted by $s(L)$. Furthermore, define, after Cromwell, the Seifert graph, $G_s(L)$ of an oriented diagram L as a signed graph whose vertices are in bijection with Seifert circles of L and signed edges correspond to crossings of L . If a positive (resp. negative) crossing connects Seifert circles then the positive (resp. negative) edge connects related vertices of $G_s(L)$.




Fig. 6.1

Recall that the version of the Jones polynomial we use satisfies the skein relation $aP_{L_+} + a^{-1}P_{L_-} = zP_{L_0}$. We have

$$P_L(a; z) = \sum_{k=e}^E a_k(z) a^k;$$

where $a_e; a_E \in 0$, when written as a polynomial in the variable a . We define the a -span of P_L as $\sigma_a(L) = E - e$. Similarly, we can write

$$P_L(a; z) = \sum_{k=m}^M b_k(a) z^k;$$

where $b_m; b_M \in 0$ and we define the z -span of P_L as $\sigma_z(L) = M - m$.

Lemma V.6.1 ([L-M -1]) In the above notation $m = 1 - \sigma_a(L)$ where $\sigma_a(L)$ is the number of components of the link L . If L is a knot then $a_0(i) = 1$, where $i = \frac{1}{\sigma_a(L)}$.

We begin by proving the second part of the lemma. First, recall (see Chapter III) that the substitution $a = i$ and $z = i(\frac{1}{t} - \frac{1}{t})$ in the Jones-Conway polynomial $P_L(a; z)$ leads to the Alexander polynomial $\Delta_L(t)$ as normalized by Conway. Therefore, we are in the situation of proving a known result on Alexander polynomial. Let $P_L(z) = P_L(i; z) = \sum_{k=t}^T c_k z^k$ where $c_t; c_T \in 0$. We have, therefore, $P_{L_+} - P_{L_-} = izP_{L_0}$. With this notation we first prove the following.

V.6.2 $\sigma_a(L) = 1$ and if L is a diagram of a knot then $t = 0$ and $c_0 = 1$.

Proof: We consider diagrams with chosen (ordered) base points and use induction with respect to the lexicographically ordered pair $X(L) = (\text{number of crossings}, \text{number of "bad" crossings})$ for the diagram L . Recall, that for a given choice of base points, a crossing is called "bad" if it has to be changed in order to make the diagram descending, see Chapter III.

If the diagram L represents a trivial link (e.g. if L is a descending diagram) then

$$P_L(z) = \begin{cases} 1 & \text{if } \sigma_a(L) = 1 \\ 0 & \text{if } \sigma_a(L) > 1 \end{cases}$$

And therefore 6.2 is true. In particular, it holds for diagrams with $\sigma_a(L) = 1$ crossings. Suppose now that 6.2 is true for diagrams with fewer than $\sigma_a(L)$ crossings (where $\sigma_a(L) > 1$) and for diagrams with $\sigma_a(L)$ crossings but with fewer than $b(L)$ bad crossings (where $b(L) = 1$).

Let p be the first bad crossing of L . Suppose that L^0 is a diagram obtained from L by changing the crossing p and L_0 is a diagram obtained by smoothing of p ; both L^0 and L_0 satisfy the inductive assumption so 6.2 holds for them. Moreover $P_L(z) = P_{L^0}(z) - \text{sgn}(p)izP_{L_0}(z)$. Now 6.2 follows immediately if we note that $\ell(L) = \ell(L^0) = \ell(L_0) - 1$ and $\ell(L_0) = 2$ when L is a knot.

The first part of Lemma 6.1 follows from 6.2 as $a_0(i) = c_0 = 1$. The next step is to show that $m \leq 1 - \ell(L)$. We use again an induction on complexity $X(L)$ noting that it holds for a trivial link T as $P_T = (\frac{a+a^{-1}}{z})^{-1}$, and applying skein relation. To show that $m \leq 1 - \ell(L)$, we establish the formula from [LM-1] using 6.2 and inequality $m \leq 1 - \ell(L)$.

V.6.3

$$b_{1-\ell(L)}(a) = (-a^2)^{\ell(L)} (a+a^{-1})^{\ell(L)-1} \prod_{i=1}^{Y(L)} b_0^{L_i}(a)$$

where $L_1; L_2; \dots; L_{\ell(L)}$ are components of L and $\ell(L)$ is the global linking number of L . Here $b_0^{L_i}(a)$ denotes free coefficient of $P_{L_i}(a; z)$ which, because of 6.2, is non-zero ($b_0^{L_j}(i) = 1$).

Proof: We use an induction with respect to the number of crossings which have to be changed in the diagram of L in order to make L_1 lying over $L_2 \cup \dots \cup L_{\ell(L)}$, L_2 over $L_3 \cup \dots \cup L_{\ell(L)}$, ..., $L_{\ell(L)-1}$ over $L_{\ell(L)}$ in $R^3 = R^2 \times R$. If we do not have to change any crossing then $\ell(L) = 0$ and L is a split sum of $L_1; L_2; \dots; L_{\ell(L)}$, therefore

$$P_L(a; z) = \left(\frac{a+a^{-1}}{z}\right)^{\ell(L)-1} \prod_{i=1}^{Y(L)} P_{L_i}(a; z)$$

and formula 6.3 holds for L .

Finally, if p is a crossing between two different components of L then $b_{1-\ell(L_+)}(a) = -a^2 b_{1-\ell(L_-)}(a)$ and then the inductive step follows (note that in this case $P_{L_0}(a; z)$ do not contribute to the formula as $1 - \ell(L_0) = 1 - \ell(L) + 1$).

Theorem V.6.4 For any diagram L we have

$$\kappa(L) = (s(L) - 1) \in E \quad \kappa(L) + (s(L) - 1):$$

Theorem V.6.5 For any diagram L the highest degree in z in Jones-Conway polynomial satisfies:

$$M_n(L) = (s(L) - 1):$$

Corollary V.6.6 For any diagram L we have

$$s(L) = \frac{E - e}{2} + 1 = \frac{1}{2} a(L) + 1:$$

Corollary V.6.7 For any diagram L of an amphicheiral link we have

$$|n(L)| < s(L):$$

Proof of Corollary 6.7. If a link is amphicheiral then $e = -E$, hence $e = 0 - E$, and by Theorem 6.4

$$n(L) = s(L) - 1 \text{ and } n(L) = -(s(L) - 1);$$

and therefore

$$|n(L)| < s(L):$$

Proof of Theorem 6.4

It is enough to prove the inequality $|n(L)| = (s(L) - 1) - e$. Indeed, for the mirror in age \bar{L} we have

$$n(\bar{L}) = -n(L); \quad s(\bar{L}) = s(L); \quad e(\bar{L}) = -E(L)$$

and therefore the inequality $|n(\bar{L})| = (s(\bar{L}) - 1) - e(\bar{L})$ implies $|n(L)| + s(L) - 1 = E(L)$.

Let us consider the function $'(L) = n(L) + (s(L) - 1)$.

To prove Theorem 6.4 we have to show that $a'^{(L)} P_L(a; z)$ is a polynomial in the variable a (i.e. a does not occur with negative exponent). The Seifert circles of L_+ , L_- and L_0 are the same and therefore

$$'(L_+) = '(L_0) + 1 = '(L_-) + 2;$$

which implies

$$a'^{(L_+)} P_{L_+}(a; z) + a'^{(L_-)} P_{L_-}(a; z) = z a'^{(L_0)} P_{L_0}(a; z):$$

So if $a'^{(L)} P_L(a; z)$ is a polynomial in a for two of the three diagrams L_+ , L_- and L_0 then the same property holds for the third one. Now the standard induction with respect to the number of all crossings and the number of bad crossings of the diagram L reduces our problem to the case of descending

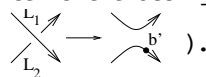
diagrams (c.f. proof of Theorem III.??12). Since for a descending diagram with (L) components we have $P_L(a; z) = \left(\frac{a+a^{-1}}{z}\right)^{(L)-1}$ it follows that we have to prove that $'(L) = (L) - 1$.

The proof is by induction with respect to the number of crossings in L (we assume that the theorem holds for all diagrams with smaller number of crossings).

If L has no crossing at all, then $\kappa(L) = 0$ and $s(L) = (L)$ hence $'(L) = (L) - 1$. Suppose that $\kappa(L) > 0$ and let us assume that the claim is true for all diagrams with smaller number of crossings. Let $b = (b_1; b_2; \dots; b_{(L)})$ be a sequence of base points on $L = L_1 \cup \dots \cup L_{(L)}$ such that L is descending with respect to b . We have to consider the following two cases.

- (1) There exists a self-intersecting component L_i . Let p be the first self-intersection point of L_i (that is we start drawing our diagram from b_i and we do not have intersection till we reach p). Let L_0 , as usual, denote the diagram obtained from L by smoothing at p . Then $s(L_0) = s(L)$ and $'(L_0) = '(L) - 1$, depending on the sign of the crossing p . On the other hand L_0 represents a trivial link (even a descending diagram) with fewer number of crossings than L . Therefore, by inductive assumption, $'(L_0) = (L_0) - 1 = (L) - 1$ hence $'(L) = (L) - 1$.
- (2) All crossings of L are crossings between different components of L (each L_i is a simple closed curve).

A change of height of components preserves $'(L)$ and (L) . Therefore we may assume that crossings occur between components L_1 and L_2 . Let us consider a positive crossing p of these two components (there exists a positive crossing because $\text{lk}(L_1; L_2) = 0$). Now, after smoothing p , we obtain a descending diagram L_0 with $(L_0) = (L) - 1$ components. To be sure that L_0 is descending we can choose the base point b^0 of the new component of L_0 to be on the "old" L_1 just after the crossing p (smoothing and the choice of b is illustrated here



Clearly $\kappa(L_0) = \kappa(L) - 1$. Because of the inductive assumption $'(L_0) = (L_0) - 1$ and therefore $'(L) = \kappa(L) + s(L) - 1 = \kappa(L_0) + 1 + s(L_0) - 1 = '(L_0) + 1 = (L_0) = (L) - 1$. This concludes the proof of Theorem 6.4.

The braid index, $b(L)$, of an oriented link L is the minimal number of strings needed so that L is represented by a closure of a braid. It is

always well defined, as Alexander proved that every link can be deformed (by ambient isotopy) to a braid form (in an implicit form it was already observed by Brunn in 1897). We discuss Alexander theorem in APPENDIX.

Corollary V.6.8 Let L be an oriented link. Then

$$b(L) = \frac{1}{2}(E - e) + 1$$

Proof. The diagram of a closed braid with k strings has exactly k Seifert circles. Therefore V.6.8 follows by Corollary V.6.6.

Corollary 6.8 turns out to be an exceptionally efficient tool to determine $b(L)$. Jones checked that it was sufficient to determine the braid index of 265 knots among 270 prime knots which have diagrams with at most 10 crossings [Jo-2]. The exceptional knots are $9_{42}; 9_{49}; 10_{132}; 10_{150}; 10_{156}$ (according to Rolfsen's notation [Ro]). Let us discuss briefly the case of 9_{42} (the knot turned out to be exceptional already having the same Jones-Conway and Kauffman polynomials as its mirror image 9_{42} but not being amphicheiral). It can be represented as a braid with four strands $\begin{smallmatrix} 3 & 3 & 1 & 1 \\ 2 & 3 & 1 & 2 \end{smallmatrix} \begin{smallmatrix} 2 & 1 & 1 & 3 \\ 3 & 1 & 2 & 3 \end{smallmatrix}$ (Fig. 6.2) and its Jones-Conway polynomial is equal to

$$P_{9_{42}}(a; z) = a^{-2}(2 + z^2) + (3 + 4z^2 - z^4) + a^2(2 + z^2)$$

and therefore by V.6.8 we have $b(9_{42}) = \frac{1}{2}(2 - (-2)) + 1 = 3$.

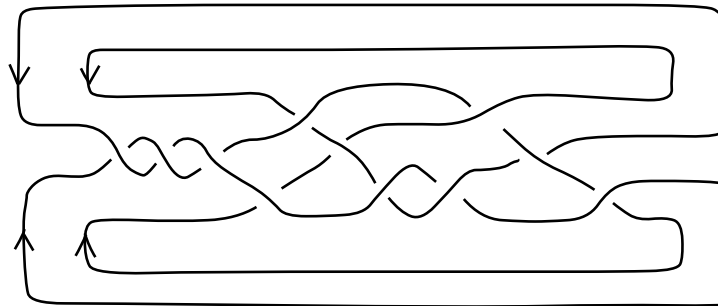


Fig. 6.2

Therefore Corollary V.6.8 cannot exclude the possibility that the braid index of 9_{42} is equal 3. In order to prove that actually $b(9_{42}) = 4$, Morton and Short [MS-1, MS-2] applied the following argument which used Jones-Conway polynomial together with V.6.8. If 9_{42} had a braid representation with three strands then the cable satellite of type $(2; 0)$ around the braid (compare

Chapter VI) would have a braid representation with 6 strands. On the other hand, Jones-Conway polynomial of this satellite is equal to

$$a^{-5}(4z^{-1} + 30z + 76z^3 + 85z^5 + 45z^7 + 11z^9 + z^{11}) + a^7(a^7z^{-14}z^3 - 7z^5 - z^7)$$

and therefore by Corollary 6.8 the braid index of the satellite is at least equal to $\frac{1}{2}(7 - (-5)) + 1 = 7$, hence the satellite does not have a braid representation with 6 strands. Thus we conclude that $b(9_{42}) = 4$.

It was conjectured that the inequality from Corollary 6.8 becomes an equality for alternating links. However, K. Murasugi with the author found counterexamples [MP-2]. The simplest link we found has 15 crossings, Fig. 6.3 (a) and the simplest knot 18 crossings Fig. 6.3 (b). We challenge the reader to prove (or disprove) that these are the smallest counterexamples.

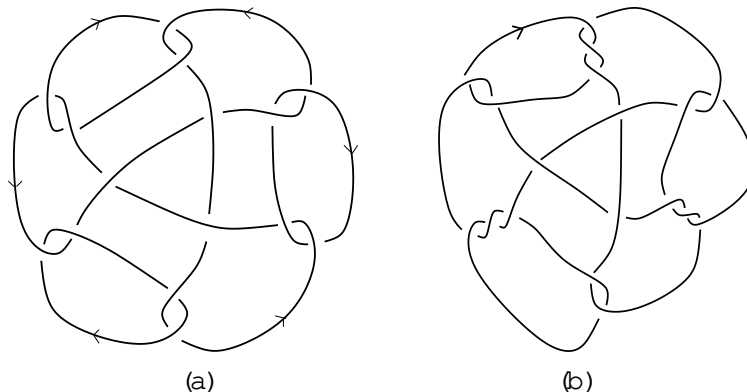


Fig. 6.3

One could think that Corollary 6.8 is weaker than Corollary 6.6, since it might seem natural to expect the existence of a link whose braid index is greater than the number of Seifert circles in some diagram of the link. This expectation, however, was proven to be wrong by S. Yamada. Let $s_{\min}(L)$ denote the minimal number of Seifert circles of possible diagrams of a given link L .

Theorem V.6.9 (Yamada.)

$$s_{\min}(L) = b(L):$$

The above theorem was proved for $s_{\min} \leq 7$ by Murakami and Nakanishi; the general version was proved by Yamada in [Ya].

Furthermore, Yamada construction applied to a diagram L which realizes $s_{\min}(L)$ produces a braid with the same Tait number as L . We present Vogel-Traczyk prove of Yamada theorem in APPENDIX.

Exercise V.6.10 Prove that for any oriented diagram L the following inequalities hold

$$n(L) \leq s(L) \leq c_0(L) \leq s(L) \leq e(L);$$

where $c_0(L)$ is the number of connected components of diagram L (i.e. the number of components of the projection of the diagram, that is the graph obtained from L by identifying at every crossing the overcrossing and undercrossing).

The number $n(L) = s(L) - 1$ which bounds M from above in Theorem V.6.5 is equal to $1 - \chi(F_L)$, where $\chi(F_L)$ is the Euler characteristic of a Seifert surface F_L which is built using the Seifert circles of L . If $g(F_L)$ is the genus of F_L then $1 - \chi(F_L) = 2g(F_L) + c_0(L) - 1$. Let $g_p(L)$ be the minimal genus of a Seifert surface of L built using the Seifert circles of some diagram of L . The number $g_p(L)$ is called planar genus of L . The Theorem V.6.5 provides a bound $M \leq 2g_p(L) + c_0(L) - 1$.

We note, however, that the planar genus of L can not be replaced by the genus $g(L)$ of L (we recall that $g(L)$ is the minimal genus of a Seifert surface of L). For example, the untwisted Whitehead double of a trefoil knot (Fig. 6.3)

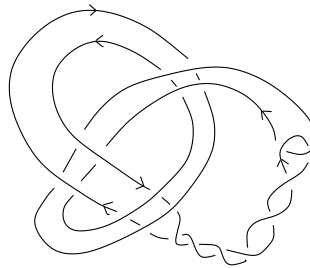


Fig. 6.3

has $M = 6$ while $g = 1$ (which is true for any Whitehead double of a non-trivial knot).

On the other hand it is known that the degree of Alexander polynomial (and thus also of its version equal to $P(i; z)$) of the Whitehead double does not exceed $2g + 1$. Therefore M can be substantially bigger than the degree of $P(i; z)$.

Theorems 6.4 and 6.5 imply that

$$E + M \leq n(L) + \kappa(L)$$

and

$$e + M \leq n(L) + \kappa(L):$$

Now it is natural to ask when the above inequalities become equalities.

Theorem V.6.11 (i) The polynomial $P_L(a; z)$ contains the term $a^E z^M$, with

$$E = n(L) + (s(L) - 1); \quad M = n(L) - (s(L) - 1)$$

if and only if $n(L) = n(L)$, that is L is a positive diagram (all crossings are positive).

(ii) The polynomial $P_L(a; z)$ contains the term $a^e z^M$, with


$$e = n(L) - (s(L) - 1); \quad M = n(L) - (s(L) - 1)$$

if and only if $n(L) = -n(L)$, that is L is a negative diagram (all crossings are negative).

(iii) A positive diagram is always $+$ -adequate while a negative diagram is $-$ -adequate.

Corollary V.6.12 (i) If L is a positive diagram then

$$M = E = n(L) - (s(L) - 1)$$

(ii) A positive diagram represents a trivial link if and only if it can be reduced to a trivial diagram by a finite number of positive Reidemeister moves ().

Proof of Corollary 6.12. Part (i) follows from Theorems 6.11, 6.4 and 6.5. For the second part we assume that L is a positive diagram of a trivial link. Then $1 = M = n(L) - (s(L) - 1)$ and the conclusion of (ii) follows. To clarify this point it is useful to notice that in our situation the Seifert graph $G_s(L)$ is a positive forest so L can be reduced to a trivial link by positive Reidemeister moves.

Corollary V.6.13 (Murasugi, Traczyk) (i) A non-trivial link cannot admit both negative and positive diagrams.

(ii) If a non-trivial link allows a positive diagram then it is not amphicheiral.

Proof: Corollary 6.12 implies that, if a nontrivial link allows a positive connected diagram then $E < 0$, and if it admits a connected negative diagram then $e > 0$, and of course $e = -E$. Let L be a non-connected positive (resp. negative) diagram of k components. Then the corresponding link is a

split link of k components (Corollary 5.13) so if a link allows positive and a negative diagram then each non-split component of the link allows a positive and a negative diagram and (ii) follows in full generality. (i) follows from (ii) by the definition of amphicheirality.

Corollary 6.13 has been also proven (for knots) by T. Cochran and E. Gompf who noticed that a positive diagram D of a nontrivial knot dominates the right-handed trefoil knot (one changes only some positive crossings), so it has a negative signature $(\Phi)(\beta_1) = -2$. Therefore a nontrivial positive knot is not amphicheiral, [Co-Go]; compare also [Ru, T-9, P-33]. We discuss generalization of a Cochran method by K. Taniyama [Tan-1, Tan-2] and generalization of Corollary 6.12 (ii) and Corollary 6.13 in Theorem 6.27.

Corollary V.6.14 A positive diagram of a link has a minimal number of crossings if and only if it has a minimal number of Seifert circles. In particular, if L is a positive diagram of a link and

$$s(L) = \frac{E - e}{2} + 1$$

then L has the minimal number of crossings and

$$n(L) = M + \frac{E - e}{2}$$

.

Proof: The first part of the corollary follows from Corollary 6.12 (i.e. $n(L) = M + (s(L) - 1)$); in the second part we apply also Corollary 5.6 (i.e. $s(L) = 1 + \frac{E - e}{2}$).

Proof of Theorem 6.11. We model our proof on Thistlethwaite approach to Kauffman polynomial (section 5). Let us consider the polynomial $\hat{P}_L(a; z) = a^{\text{Tail}(L)} P_L(a; z)$, which is a regular isotopy invariant. The polynomial $\hat{P}_L(a; z)$ can be defined by the following conditions:

1. $\hat{P}_{T_k}(a; z) = a^{\text{Tail}(T_k)} \left(\frac{a + a^{-1}}{z} \right)^{k-1}$, where T_k is any diagram of the trivial link of k components.
2. $\hat{P}_{L_+}(a; z) + \hat{P}_{L_-}(a; z) = z \hat{P}_{L_0}(a; z)$.

Let us write $\hat{P}_L(a; z) = \sum_{i,j} e_{ij} a^i z^j$.

Lemma V.6.15

- (1) If $e_{ij} \neq 0$ then $j \leq j \leq n(L)$.
- (2) If $e_{ij} \neq 0$ and L is a $+$ -adequate diagram then $i + j \leq n(L)$.
- (3) If $e_{ij} \neq 0$ and L is a $-$ -adequate diagram then $i + j \leq n(L)$.

Proof: For the part (1) we apply standard induction as in the proof of Theorem V.4.13. The parts (2) and (3) are proven in the same manner as Lemma 5.8 (using Exercise 5.5 in place of Lemma 5.3).

To proceed with the proof of Theorem V.6.11 we introduce exterior polynomials $P^+ = \sum_{i+j=n} e_{ij} a^i$ and $P^- = \sum_{i+j=n} e_{ij} a^i$.

If L is a $+$ -adequate then L_e is inadequate (Corollary 5.9), consequently for a $+$ -adequate diagram L it follows that $P_L^+(a; z) = P_{L_0}^+(a; z)$. Thus P_L^+ is non-zero if we can change (reduce) L to a $+$ -adequate diagram L^0 which has only nugatory crossings, and the change was achieved by consecutive smoothings of crossings of L in such a way that all intermediate diagrams are adequate.

We see immediately that

V.6.16

$$P_L^+ = \begin{cases} 0 & \text{if the above reduction is not possible} \\ a^{s(L)-1} & \text{if the above reduction is possible} \end{cases}$$

We proved already that if $P_L^+ \neq 0$ then L is a $+$ -adequate diagram. We will show now that L is also a positive diagram by analyzing Formula 6.16. First we associate to the diagram L a 2-color signed planar graph $G(L)$. That is, the edges of $G(L)$ are either black (b) or white (w) as defined in Section 1 and the sign of the edge is equal to the sign of the respective crossing. (let us note that not all 2 color signed graphs are associated to links, e.g. the graph $w!$ is not related to any diagram; Exercise 6.19); compare Fig. 6.4.

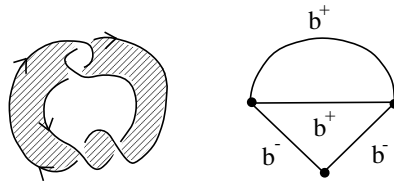


Fig. 6.4

Now we use the notation introduced in Section 5. That is, G_b denotes a subgraph consisted of black edges and $\overline{G_b}$ is the graph obtained from G

removing all white edges and identifying their endpoints. Furthermore, G_{b^+} (respectively G_{b^-}) is a subgraph of G consisting of positive (resp. negative) black edges. Recall (Lemma V.5.7 (ii)), that L is a $+$ -adequate diagram if and only if G_b has no isthmus and \overline{G}_w has no loop. The smoothing of a crossing is related to either collapsing of b^+ or w^- , or removing of b^- or w^+ ; see Fig. 6.5.

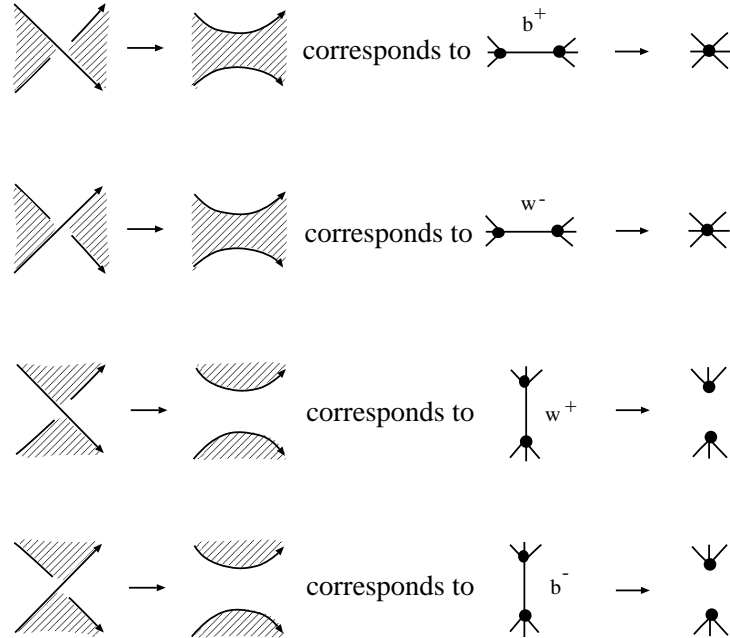


Fig. 6.5

The formula 6.16 is true in a general situation (for any $+$ -adequate diagram) but for the sake of convenience let us assume that L is a connected diagram and on the way from L to a diagram with only nugatory crossings we meet only only connected diagrams (i.e. we do not remove isthmuses and we do not collapse loops). Then 6.16 implies that if L can be modified to L^0 (with all nugatory crossings) and the intermediate diagrams are $+$ -adequate (so $^+(L) \neq 0$), then this property does not depend on the order we perform smoothings (i.e. if we change the order then the intermediate diagrams are $+$ -adequate). That is the case because if we meet an $+$ -inadequate diagram on the way the result would be that $^+(L) = 0$.

Now let us analyze the process of smoothing of crossings of G . We begin by collapsing all positive black edges (b^+) except b^+ . Notice that the resulting graph contains no negative black edges (b^-) because in the process

of removing it we would obtain a black graph with an isthmus and thus not $+$ -adequate graph. Similarly, \overline{G}_w has no negative edges. Indeed, let G^0 be a graph obtained by "eliminating" black edges (collapsing b_+) except b^+ loops, then $\overline{G}_w = G_w^0$.

Now from G_w^0 remove w^+ edges, then the resulting diagram is still $+$ -adequate and it consists of w edges, which we can contract still keeping adequate diagram till we reach white loop which cannot happen in $+$ -adequate diagram. We should stress that no graph coming from an oriented diagram can have w isthmus (Exercise 5.19).

Therefore we have proved that if $\chi_L^+ \neq 0$ then L is a positive diagram.

Lemma V.6.17 If L is a positive diagram then $\chi_L^+ \neq 0$ and in particular L is $+$ -adequate.

Proof: The claim follows essentially from the previous argument, however, we can prove it in another way. Namely, let us note that $P_L(a; a + a^{-1}) = 1$ (Lemma III.3.38(ii)), and thus for a positive diagram L we have $\hat{P}_L(a; a + a^{-1}) = a^{n(L)}$ hence $\chi_L^+ \neq 0$.

This completes the proof of Theorem V.6.11.

Exercise V.6.18 Prove Theorem V.6.11 directly, that is, without using (or, at least, partially eliminating) Thistlethwaite's method. In particular, do not use adequate diagrams.

To illustrate methods which I have in mind in Exercise 6.18 let us prove part of Lemma 6.17 that a positive diagram is $+$ -adequate: For an oriented diagram L we define the Seifert state s as a Kauffman state in which all markers agree with orientation of L . For a Kauffman state s we say that s is adequate if sD has no circles touching itself (compare Chapter X where we construct a graph $G_s(L)$ for any state s and s is adequate if $G_s(L)$ has no loop). Thus L is $+$ -adequate if s_+ is adequate and L is $-$ -adequate if s_- is adequate. We have

Proposition V.6.19 (i) s is always an adequate state.

(ii) $s = s_+$ if L is a positive diagram.

Proof: (i) A Seifert circle cannot touch itself, otherwise Seifert surface would be unorientable.

(ii) It is illustrated in Fig. 6.6.

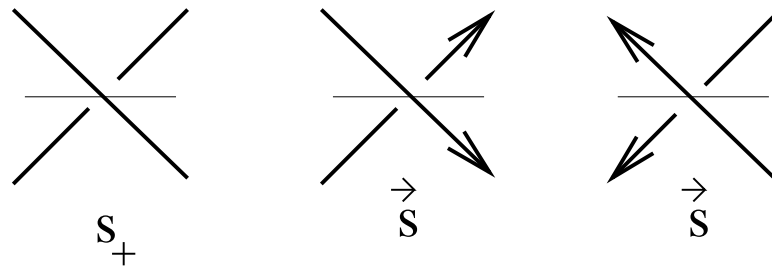


Fig. 6.6

Exercise V.6.20 ([K o]) Find necessary conditions which have to be satisfied by a 2-color signed planar graphs associated to an oriented links. In particular, show that

- (i) No isthmus can be of type w^- or b^+ while no loop can be of type w^+ or b^- .
- (ii) Show that any vertex of the graph has an even number of b^+ and w^- edges. Formulate a "dual" statement for b^- and w^+ edges.

An interesting problem concerns finding conditions on diagrams of oriented links for which the inequalities from Theorem V.6.5 become equalities, that is, when $M = n(L) - (s(L) - 1)$. We dealt with this problem (with additional assumptions) in Theorem V.6.11. Some other partial results were obtained by Kobayashi [K o] and Traczyk [T -3]. Traczyk proved that if L is an alternating diagram of a braid link, that is a link whose complement in S^3 is a (Seifert) surface-bundle over a circle then $M = n(L) - (s(L) - 1)$ and the coefficient $b_M(a)$ with the highest degree monomial z^M is equal to $a^{(L)}$, where (L) is the Trotter-Murasugi signature of L (see Remark 6.23).

Below, we present a slight generalization of Traczyk's result.

Definition V.6.21

1. An oriented diagram L of a link is called simplified tree-like diagram if it satisfies the following conditions:
 - (a) For any pair of Seifert circles of the diagram L all crossings "connecting" this pair have the same sign (equivalently multiple-edges of the Seifert graph have the same sign).
 - (b) Let $G(L)$ be a graph associated to L with vertices representing Seifert circles of L and the vertices joined by a (single) edge if the

respective Seifert circles touches in the diagram L (c.f. Fig. 6.7)²⁶.
Then (L) is a tree.

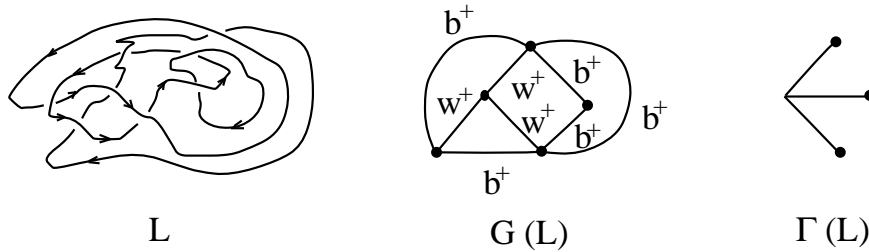


Fig. 6.7

2. An oriented diagram of a link is called a *tree-like diagram* if it can be obtained from a simplified tree-like diagram by replacing any crossing with an odd number of crossings (half-twists), as it is illustrated in Fig. 6.8 (note that the sign of the crossing is preserved).

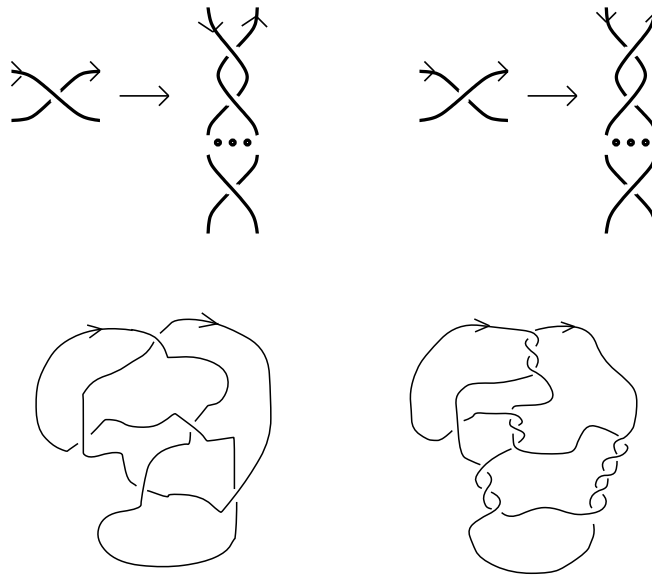


Fig. 6.8

Theorem V.6.22 If L is a tree-like diagram of an oriented link then

²⁶In other words (L) is obtained from the Seifert graph by replacing every multiple edge by a singular edge.

$$(1) M = n(L) - (s(L) - 1)$$

- (2) The coefficient $b_M(a)$ of the monomial z^M in $P_L(a; z)$ is an alternating (Laurent) polynomial of the variable a and moreover $\deg_{\max} b_M(a)$ and $\deg_{\min} b_M(a)$ can be computed in the following way: let any two Seifert circles C_i, C_j of a simplified tree-like diagram (related to L) meet in $k(i; j)$ crossings which in the tree-like diagram L are replaced by $d_1(i; j); d_2(i; j); \dots; d_k(i; j)$ crossings, respectively, then

$$\begin{aligned} \deg_{\max} b_M(a) &= n(L) + \sum_{i,j; d_r(i;j) > 0} \sum_{r=1}^{d_r(i;j)} ((d_r(i;j) - 1) + 1) a^{m(i;j)} \\ \deg_{\min} b_M(a) &= n(L) + \sum_{i,j; d_r(i;j) < 0} \sum_{r=1}^{-d_r(i;j)} ((-d_r(i;j) + 1) - 1) + \sum_{i,j; d_r(i;j) > 0} m(i;j) \end{aligned}$$

where $m(i; j) = m \text{ in } j \text{ of } i$.

- (3) If moreover L is a simplified tree-like diagram then

$$b_M(a) = a^{n(L) + d^+(L) - d^-(L)};$$

where $d^+(L)$ (respectively $d^-(L)$) is the number of pairs of Seifert circles joined by positive (respectively, negative) crossings. If moreover L is alternating then $b_M(a) = a^{(L)}$.

Remark V.6.23 In [M-3] Murasugi proved that simplified tree-like alternating diagrams correspond exactly to alternating ber links. He showed also that all simplified tree-like diagrams represent ber links (the inverse remains open).

Proof of Theorem V.6.22 (1) and (3). Consider a diagram L which differs from a simplified tree-like diagram at some bridge B . That is after changing some crossings at B we get a simplified tree-like diagram. Furthermore, one of the crossings at B which have to be changed is non-nugatory. Then:

V.6.24

$$M < n(L) - s(L) + 1:$$

If the diagram L satisfies above conditions then we define the complexity of L to be equal to an ordered pair $(n(L); k(L))$, where $k(L)$ is the number of crossings which have to be changed (i.e. undercrossing to overcrossing) in

order to obtain a diagram for which the claim is true and which has the longest bridge B^0 containing B (similarly as in the proof of Lemma 5.3). Let us consider the lexicographic order of pairs $(n; k)$. We will use induction with respect to the complexity. If $n = 2$ then the link L is trivial with the diagram \bigcirc , so V.6.24 holds.

If $k = 0$ then B is of maximal length already and therefore it is reduced by Reidemeister moves to a diagram which contains $n(B) - 1$ fewer crossings (B is a closed component or it contains a loop whose shrinking can eliminate crossings). Furthermore, the number of Seifert circles can decrease at most by $n(B) - 1$. We use here the fact that B contains a non-nugatory crossing hence there is a Seifert circle which meets B at two crossings at least (Seifert circles which do not meet B are unchanged). Since the resulting link is ambient isotopic to the old one, then by Morton's inequality (Theorem V.6.5) we get $M(L) < n(L) - (s(L) - 1)$.

Next we consider L which satisfies our assumptions and which has complexity $(n; k)$, where $n > 2, k > 0$, and we assume that the inequality V.6.24 holds for diagrams with smaller complexity. Let p be a crossing at one of the ends of B , the change of which will decrease the complexity of L . The diagram obtained by changing p will be denoted L^0 . Because of the inductive assumption $M(L^0) < n(L) - (s(L) - 1)$ and since $a^{-1}P_L + a^{-1}P_{L^0} = zP_{L^0}$ we will be done if we prove that

$$M(L_0) < n(L_0) - (s(L_0) - 1):$$

If L_0 satisfies assumptions of V.6.24 then we conclude by inductive assumption. Otherwise all crossings of L^0 on B which have to be changed in order to get a simplified tree-like diagram are nugatory. This, however, means that the two Seifert circles of L meeting at p meet at only one crossing different from p , let us denote that crossing by x . The crossing x is on B and it is the only crossing on B which have to be changed in order to make L a simplified tree-like diagram. Therefore x and p have opposite signs (Fig. 6.9) which means that p was not an obstruction to extend the bridge B . Hence p did not have to be changed. This completes the proof of V.6.24.



Fig. 6.9

Now we can conclude the proof of Theorem V.6.22 (3).

One could use induction with respect to the number of crossings however, we prefer to consider global properties of the diagram. Smoothing of a non-nugatory crossing leads to a simplified tree-like diagram while changing the crossing gives a diagram with Jones-Conway polynomial containing only "small" degree monomials of z (by V.6.24). Therefore, to get the maximal exponent of z in Jones-Conway polynomial we have to smooth the maximal number of crossings so that the diagram remains connected. If Seifert circles C_i and C_j were joined by $k(i; j)$ crossings then we have to smooth $k(i; j) - 1$ of them. The smoothing of a positive crossing brings the factor $a^{-1}z$, while the smoothing of a negative crossing contributes the factor az to the Jones-Conway polynomial. Therefore, in the resulting polynomial we get a monomial

$$a^{-n(L)+d^+(L)-d^-(L)} z^{n(L)-(s(L)-1)};$$

as required. Traczyk proved (see Chapter IV and [T-2]) that if L is an alternating link then

$$n(L) = -n(L) + d^+(L) - d^-(L);$$

which explains the last statement of Theorem 6.22 (3).

Now we prove Theorem 6.22 (2).

We start with the following simple formula (compare [P-2])

V.6.25

$$\begin{aligned} \text{(i)} \quad P \left(\begin{array}{c} \text{---} \times \text{---} \\ \vdots \\ \text{---} \times \text{---} \\ \text{---} \end{array} \right) &= z(a - a^3 + a^5 - \dots + a(-a^2)^{k-1})P \left(\begin{array}{c} \text{---} \times \text{---} \\ \vdots \\ \text{---} \times \text{---} \\ \text{---} \end{array} \right) + \\ &= z a^k \frac{a^{k+(-1)^{k+1}a^k}}{a+a^{-1}} P \left(\begin{array}{c} \text{---} \times \text{---} \\ \vdots \\ \text{---} \times \text{---} \\ \text{---} \end{array} \right) + (-a^2)^k P \left(\begin{array}{c} \text{---} \times \text{---} \\ \vdots \\ \text{---} \times \text{---} \\ \text{---} \end{array} \right) \\ \text{(ii)} \quad P \left(\begin{array}{c} \text{---} \times \text{---} \\ \vdots \\ \text{---} \times \text{---} \\ \text{---} \end{array} \right) &= z(a^{-1} - a^{-3} + a^{-5} - \dots + a^{-1}(-a^{-2})^{k-1})P \left(\begin{array}{c} \text{---} \times \text{---} \\ \vdots \\ \text{---} \times \text{---} \\ \text{---} \end{array} \right) + \\ &= z a^{-k} \frac{a^{k+(-1)^{k+1}a^{-k}}}{a+a^{-1}} P \left(\begin{array}{c} \text{---} \times \text{---} \\ \vdots \\ \text{---} \times \text{---} \\ \text{---} \end{array} \right) + (-a^{-2})^k P \left(\begin{array}{c} \text{---} \times \text{---} \\ \vdots \\ \text{---} \times \text{---} \\ \text{---} \end{array} \right) : \end{aligned}$$

We consider Seifert circles C_i, C_j joined by $k(i; j)$ bands, each one of them twisted $d_r(i; j)$ times $(1 \leq r \leq k(i; j))$ creating $d_r(i; j)$ positive crossings, $d_r(i; j)$ an odd number. Let us consider the case when $d_r(i; j) > 0$.

Let $r = 1 + (a^2)^{-1} + (a^2)^{-2} + \dots + (a^2)^{-\frac{1}{2}(d_r(i,j)-1)}$ and $r = (a^2)^{-\frac{1}{2}(d_r(i,j)-1)}$. In this notation we get:

$$P \left(\begin{array}{c} \text{---} \text{---} \text{---} \text{---} \text{---} \text{---} \\ \text{---} \text{---} \text{---} \text{---} \text{---} \text{---} \\ \vdots \\ \text{---} \text{---} \text{---} \text{---} \text{---} \text{---} \\ \text{---} \text{---} \text{---} \text{---} \text{---} \text{---} \end{array} \right) (a; z) = z a^{-1} r P \left(\begin{array}{c} \text{---} \text{---} \text{---} \text{---} \text{---} \text{---} \\ \text{---} \text{---} \text{---} \text{---} \text{---} \text{---} \\ \vdots \\ \text{---} \text{---} \text{---} \text{---} \text{---} \text{---} \\ \text{---} \text{---} \text{---} \text{---} \text{---} \text{---} \end{array} \right) + r P \left(\begin{array}{c} \text{---} \text{---} \text{---} \text{---} \text{---} \text{---} \\ \text{---} \text{---} \text{---} \text{---} \text{---} \text{---} \\ \vdots \\ \text{---} \text{---} \text{---} \text{---} \text{---} \text{---} \\ \text{---} \text{---} \text{---} \text{---} \text{---} \text{---} \end{array} \right)$$

-d half-twists

Consider links L_i and L_j being split components of the link obtained from L by removing all bands which join C_i and C_j (Fig. 6.10).

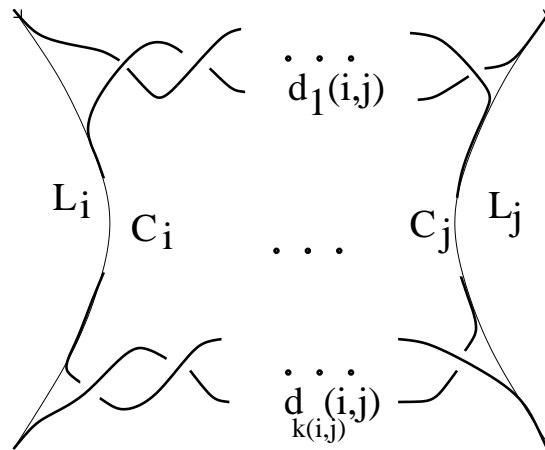


Fig. 6.10

Then

$$\begin{aligned} b_M(L)(a)z^M(L) &= \\ z^{k(i,j)-1}b_M(L_i)(a)z^{M(L_i)}b_M(L_j)(a)z^{M(L_j)} &= \\ a^{1-k(i,j)}((1+1)(2+2) \dots k(i,j) + k(i,j)) + (a+a^{-1})^{1-2} \dots k(i,j) &= \\ z^{k(i,j)-1}b_M(L_i)(a)z^{M(L_i)}b_M(L_j)(a)z^{M(L_j)} &= \\ a^{1-k(i,j)}((1+1)(2+2) \dots k(i,j) + (1-k(i,j)-k(i,j))^{1-2} \dots k(i,j)-1): & \end{aligned}$$

The above formula, which is a simple consequence of V.6.25 and Theorem V.6.22 (3), allows us to compute the coefficient $b_M(a)$ of z^M in Jones-Conway polynomial. In particular, we can find out that $b_M(a)$ is alternating as substituting $b = a^2$ gives, up to an invertible monomial, a polynomial with positive coefficients. We can also compute $\deg_{\max} b_M(a)$ and $\deg_{\min} b_M(a)$. This completes the proof of Theorem V.6.22.

Exercise V.6.26 Let us consider the following generalization of a tree-like diagram. A diagram L of a link is called *generalized tree-like diagram* if it can be obtained from a simplified tree-like diagram by replacing of any half-twist by an odd number of half-twists (now we allow the sign of twisting to be changed). Find conditions when $M(L) = n(L) - (s(L) - 1)$ for a generalized tree-like diagram. For example if $k(i; j) = 2$ and $d_1(i; j) = d_2(i; j)$ then $M(L) < n(L) - (s(L) - 1)$.

V.6.1 Almost positive links

It was asked by Birman and Williams [Bi-Wi] and L. Rudolph whether nontrivial Lorenz knots have always positive signature. Lorenz knots are examples of positive braids²⁷. It was shown by Rudolph [Ru] that positive braids have positive signature (if they represent nontrivial links). Murasugi has shown that nontrivial, alternating, positive links have negative signature. Cochran and Gomf proved that a nontrivial positive knot has negative signature [Co-Go, T-9, P-33]. From this it followed that a nontrivial positive knot is not amphicheiral. Another proof, by Murasugi and Traczyk, was given in Corollary 6.13. We conjectured ([P-33], Conjecture 5) that if we allow one negative crossing in D (i.e. D is almost positive) then the link is not amphicheiral as well. The conclusion of the conjecture followed easily from the master thesis of K. Taniyama that almost positive nontrivial link dominates the right handed trefoil knot or the positive Hopf link [Tan-1, Tan-2]. Therefore it has negative signature and cannot be amphicheiral. We made several generalizations of this result in [P-Ta] as described below.

A link is *m-almost positive* if it has a diagram with all but m of its crossings being positive.

The unknotting number (Gordian number) of a positive link is equal to $\frac{1}{2}(c(D) - s(D) + \text{com}(D))$, where D is a positive diagram of the link, $c(D)$ is the number of crossings, $s(D)$ is the number of Seifert circles of D , and $\text{com}(D)$ is the number of components of the link (this generalizes the Milnor's unknotting conjecture²⁸, 1969 and the Bennequin conjecture, 1981. Furthermore for a positive knot the unknotting number is equal to the 4-ball genus of the knot²⁹, to the genus of the knot, to the planar genus of the knot (from Seifert construction), to the minimum degree of the Jones poly-

²⁷In older conventions positive braids had all crossing negative, in this book positive braids are defined to have positive crossings.

²⁸The unknotting number of a $(p; q)$ torus knot is equal to $\frac{(p-1)(q-1)}{2}$.

²⁹If $S^3 = \partial D^4$ and K is a knot in S^3 then the 4-ball genus is the minimal genus of a surface in D^4 bounding K .

nomial and to the half of the degree of the Alexander polynomial [K rM r]. An elementary proof of the formula for an unknotting number of positive knots, using Khovanov homology, was given in 2004 by J. Rasmussen [Ras] (compare Chapter X).

One can define a relation on links by $L_1 \preceq L_2$ if L_2 can be obtained from L_1 by changing some positive crossings of L_1 . This relation allows us to express several fundamental properties of positive (and m -almost positive) links.

Theorem V.6.27 (1) If K is a positive knot then K is $(5;2)$ positive torus knot unless K is a connected sum of pretzel knots $L(p_1; p_2; p_3)$, where p_1, p_2 and p_3 are positive odd numbers

- (a) If K is a nontrivial positive knot then either the signature $\sigma(K) = 4$ or K is a pretzel knot $L(p_1; p_2; p_3)$ (and then $\sigma(K) = 2$).
- (b) If a positive knot has unknotting number one then it is a positive twist knot.

(2) Let L be a nontrivial 1-almost positive link. Then L is right-handed trefoil knot (plus trivial components), or L is right-handed Hopf link (plus trivial components). In particular L has a negative signature.

(3) If K is a 2-almost positive knot then either

- (i) K is right handed trefoil, or
- (ii) K is 6_2 (mirror image of 6_2 knot) $(\begin{smallmatrix} 3 & 1 \\ 1 & 2 \end{smallmatrix} \begin{smallmatrix} 1 \\ 1 \end{smallmatrix})$ in the braid notation) or
- (iii) K is a twist knot with a negative clasp.
 - (a) If K is a 2-almost positive knot different from a twist knot with a negative clasp then K has negative signature and $K(1=n)$ (i.e. $1=n$ surgery on K , $n > 0$) is a homology 3-sphere that does not bound a compact, smooth homology 4-ball, [Co-G o, P-Ta].
 - (b) If K is a non-trivial 2-almost positive knot different from the Stevedore's knot then K is not a slice knot.
 - (c) If K is a non-trivial 2-almost positive knot different from the gure eight knot then K is not amphicheiral.

(4) Let K be a 3-almost positive knot. Then either K is trivial knot or K is the left-handed trefoil knot (plus positive knots as connected summands). In particular, either K has a non-positive signature or K is the left-handed trefoil knot.

Bibliography

- [Ab] E. Abe, Hopf Algebras, Cambridge University Press, 1977.
- [A-P-R] R. P. Anstee, J. H. Przytycki, D. Rolfsen. Knot polynomials and generalized mutation. Topology and Applications 32, 1989, 237-249. e-print: <http://xxx.lanl.gov/abs/math.GT/0405382>
- [Big] N. L. Biggs, Algebraic graph theory, Cambridge University Press, 1974 (second edition 1993), pp. 205.
- [B-L-W] N. L. Biggs, E. K. Lloyd, R. J. Wilson, Graph theory 1736-1936, Clarendon Press, Oxford, 1986.
- [Birk] G. D. Birkhoff, A determinant formula for the number of ways of coloring a map, Ann. of Math. (2) 14, 1912, 42-46.
- [Bi-Wi] J. S. Birman, R. F. Williams, Knotted periodic orbits in dynamical systems, I: Lorenz's equations, Topology, 22, 1983, 47-82.
- [Bo-1] B. Bollobas, Extremal graph theory, Academic Press, London, New York, and San Francisco, 1978.
- [Bo-2] B. Bollobas, Modern graph theory, Graduate Texts in Mathematics, 184, Springer 1998.
- [B-L-M] R. D. Brandt, W. B. R. Lickorish, K. C. Millett, A polynomial invariant for unoriented knots and links, Invent. Math., 84, 1986, 563-573.
- [BSST] R. Brooks, C. A. B. Smith, A. H. Stone, W. T. Tutte, The dissection of rectangles into squares, Duke Math. J. 7, 1940, 312-340.

- [B-O] T. H. Brylawski, J. G. Oxley, The Tutte polynomial and its applications, in: *Matroid Applications*, (N. White, ed.), Cambridge Univ. Press, Cambridge, 1992, 123-225.
- [B-Z] G. Burde, H. Zieschang, *Knots*, De Gruyter, 1985 (second edition 2003).
- [Ch-M] B. Chandler, W. Magnus, The history of Combinatorial group theory: A case study in the history of ideas, *Studies in the History of Mathematics and Physical Sciences* 9, Springer-Verlag, 1982.
- [Co-Go] T. Cochran, E. Gompf, Applications of Donaldson's theorems to classical knot concordance, homology 3-spheres and property P, *Topology*, 27 (4), 1988, 495-512.
- [Col] D. Collon, *Ancient Near Eastern Art*, University of California Press, Berkeley, Los Angeles, 1995.
- [Co-1] J. H. Conway, An enumeration of knots and links, *Computational problems in abstract algebra* (ed. J. Leech), Pergamon Press, 1969, 329 - 358.
- [D-H] M. Dehn, P. Heegaard, Analysis situs, *Encykl. Math. Wiss.*, vol. III A B 3 Leipzig, 1907, 153-220.
- [Die] J. Dieudonné, *A history of algebraic and differential topology 1900-1960*, Birkhauser, Boston, Basel, 1989.
- [Ess] J. W. Essam, Graph theory and statistical physics, *Discrete Math.*, 1, 1971/72, 83-112.
- [Far-1] E. J. Farrell, On a general class of graph polynomials, Ph.D. thesis, University of Waterloo, 1973.
- [Far-2] E. J. Farrell, On a general class of graph polynomials, *J. Combin. Theory Ser. B*, 26, 1979, 111-122.
- [Far-3] E. J. Farrell, An introduction to matching polynomials, *J. Combin. Theory Ser. B*, 27, 1979, 75-86.
- [F-K] C. M. Fortuin, P. W. Kasteleyn, On the random-cluster model I. Introduction and relation to other models, *Physica*, 57, 1972, 536 - 564.

- [F-W] J. Franks, R. F. Williams, Braids and the Jones polynomial, Trans. Amer. Math. Soc., 303, 1987, 97-108.
- [FYHLM O] P. Freyd, D. Yetter, J. Hoste, W. B. R. Lickorish, K. M.illet, A. Ocneanu, A new polynomial invariant of knots and links, Bull. Amer. Math. Soc., 12, 1985, 239-249.
- [G i] C. A. Giller, A Family of links and the Conway calculus, Trans. Amer. Math. Soc., 270 (1), 1982, 75-109.
- [G-L] C. McA. Gordon, R. A. Litherland, On the signature of a link, Invent. Math., 47 (1978), 53-69.
- [G-J] M. R. Gary, D. S. Johnson. Computers and Intractability: a Guide to Theory of NP Completeness. Ed. V. Klee, New York (1979).
- [Goe] L. Goeritz, Knoten und quadratische Formen, Math. Z., 36, 1933, 647-654.
- [Hei] O. J. Heilmann, Location of the zeros of the grand partition function of certain classes of lattice gases, Studies in Applied Math., 50, 1971, 385-390.
- [Ho] C. F. Ho, A new polynomial for knots and links; preliminary report, Abstracts AMS 6 (4) (1985), p 300.
- [Ja-1] F. Jaeger, On Tutte polynomials and link polynomials, Proc. Amer. Math. Soc., 103 (2), 1988, 647-654.
- [J-V-W] F. Jaeger, D. L. Vertigan, D. J. A. Welsh, On the Computational Complexity of the Jones and Tutte Polynomials, Math. Proc. Camb. Phil. Soc. 108, 1990, 35-53.
- [Jo-1] V. F. R. Jones. A polynomial invariant for knots via Von Neuman algebras, Bull. Amer. Math. Soc 12 (1985) 103-111.
- [Jo-2] V. F. R. Jones, Hecke algebra representations of braid groups and link polynomials, Ann. of Math. 126 (2), 1987, 335-388.
- [K-1] L. H. Kauffman, The Conway polynomial, Topology, 20 (1980), 101-108.
- [K-6] L. H. Kauffman, State models and the Jones polynomial, Topology 26 (1987) 395-407.

- [K-9] L.H.Kau man, A Tutte polynomial for signed graphs, *Discrete Appl. Math.* 25 (1989) 105-127.
- [K-10] L.H.Kau man, Statistical mechanics and the Jones polynomial, *Braids* (Santa Cruz, CA, 1986), 263-297, *Contemp. Math.*, 78, Amer. Math. Soc., Providence, RI, 1988.
- [Kid] M.Kidwell, On the degree of the Brandt-Lickorish-Millett polynomial of a link, *Proc. Amer. Math. Soc.*, 100 (1987), 755-762.
- [Kir] R.Kirby, Problems in low-dimensional topology, In W.H.Kazez, Ed., *Geometric Topology*, (Athens, GA, 1993), 35-473, AMS, 1997.
- [Kirch] G.R.Kirchhoff, Über die Auflösung der Gleichungen, auf welche man bei der Untersuchung der linearen Vertheilung galvanischer Ströme geführt wird, *Annalen d. Physik und Chemie* 72, 1847, 497-508.
- [Ko] K.Kobayashi, Coded graph of oriented links and Homfly polynomials, *Topology and Computer Science*, Kinokuniya Company Ltd., (1987) 277-294.
- [K-P] M.Kneser, D.Puppe, Quadratische Formen und Verschlingungsinvarianten von Knoten, *Math. Z.*, 58 (1953), 376-384.
- [Ky] R.H.Kyle, Branched covering spaces and the quadratic forms of links, *Ann. of Math.*, 59 (2), 1954, 539-548.
- [Kr-Mr] P.B.Kronheimer, T.S.Mrowka, Gauge theory for embedded surfaces. I, *Topology*, 32 (4), 1993, 773-826.
- [L-M-1] W.B.R.Lickorish, K.Millett, A polynomial invariant of oriented links, *Topology* 26, 1987, 107-141.
- [L-T] W.B.R.Lickorish, M.B.Thistlethwaite, Some links with non-trivial polynomials and their crossing-numbers, *Comment. Math. Helv.*, 63, 1988, 527-539.
- [Lis] J.B.Listing, Vorstudien zur Topologie, *Gottinger Studien* (Abtheilung 1) 1, 1847, 811-875.
- [Men] W.M.Menasco, Closed incompressible surfaces in alternating knot and link complements, *Topology* 23, 1984, 37-44.

- [M T -1] W .M .M enasco, M .B .Thistlethwaite, The Tait typing conjecture, Bull. Amer. Math. Soc. 25 (2), 1991, 403-412.
- [M T -2] W .M .M enasco, M .B .Thistlethwaite, The classification of alternating links, Ann. of Math. (2) 138 (1), 1993, 113-171.
- [M o-2] H .R .M orton, Closed braid representatives for a link, and its 2-variable polynomial, preprint 1985.
- [M o-3] H .R .M orton, Seifert circles and knot polynomials, Math. Proc. Cambridge Phil. Soc. 99 (1986) 107-109.
- [M -S-1] H .R .M orton, H .B .Short, The 2-variable polynomial of cable knots. Math. Proc. Cambridge Phil. Soc 101 (1987) 267-278.
- [M -S-2] H .R .M orton, H .B .Short, Calculating the 2-variable polynomial for knots presented as closed braids. J Algorithms 11 (1), (1990) 117-131.
- [M -3] K .M urasugi, Knots theory - old and new , preprint 1981.
- [M -4] K .M urasugi, Jones polynomial and classical conjectures in knot theory, Topology, 26 (2), 1987, 187-194.
- [M -5] K .M urasugi, Jones polynomial and classical conjectures in knot theory, II, Math. Proc. Camb. Phil. Soc., 102, 1987, 317-318.
- [M -7] K .M urasugi, On invariants of graphs with application to knot theory, Trans. Amer. Math. Soc., 314, 1989, 1-49.
- [M -P -1] K .M urasugi, J.H .P rzytycki, The Skein polynomial of a planar star product of two links, Math. Proc. Cambridge Phil. Soc., 106, 1989, 273-276.
- [M -P -2] K .M urasugi, J. H .P rzytycki, An index of a graph with applications to knot theory, Memoirs of the American Math. Soc., Vol. 106, Number 508, November 1993, 101 pages.
- [P -P -0] T .M .P rzytycka, J. H .P rzytycki, Algebraic structures underlying the Tutte polynomial of graphs, preprint 1988.

- [P-P-1] T. M. Przytycka, J. H. Przytycki, Invariants of chromatic graphs, Dept. of Computer Science, The University of British Columbia, Technical Report 88-22.
- [P-P-2] T. M. Przytycka, J. H. Przytycki, Subexponentially computable truncations of Jones-type polynomials, in "Graph Structure Theory", Contemporary Mathematics 147, 1993, 63-108.
- [P-1] J. H. Przytycki, Survey on recent invariants in classical knot theory, Uniwersytet Warszawski, Preprinty 6,8,9; 1986.
- [P-2] J. H. Przytycki, t_k -moves on links, In Braids, ed. J. S. Birman and A. Libgober, Contemporary Math. Vol. 78, 1988, 615-656.
- [P-9] J. H. Przytycki, Vassiliev-Gusarov skein modules of 3-manifolds and criteria for periodicity of knots, Low-Dimensional Topology, Knoxville, 1992 ed.: Klaus Johannson International Press Co., Cambridge, MA 02238, 1994, 143-162.
- [P-10] J. H. Przytycki, $t_3; t_4$ moves conjecture for oriented links with matched diagrams, Math. Proc. Camb. Phil. Soc. 108, 1990, 55-61.
- [P-18] J. H. Przytycki, Teoria węzłów: podejście kombinatoryczne, (Knots: combinatorial approach to the knot theory), Script, Warsaw, August 1995, 240+XLV IIIpp.
- [P-30] J. H. Przytycki, Algebraic topology based on knots, Series on Knots and Everything - Vol. 18, World Scientific, in preparation, to appear, 2008.
- [P-33] J. H. Przytycki, Positive knots have negative signature, Bull. Ac. Pol. Math. 37, 1989, 559-562.
- [P-34] J. H. Przytycki, Dichromatic modules of graphs, preprint 1993.
- [P-Ta] J. H. Przytycki, K. Taniyama, Almost positive links have negative signature, preprint 1991 (see Abstracts of AMS, June 1991, Issue 75, Vol. 12(3), p.327).

- [P-T-1] J. H. Przytycki, P. Traczyk, Invariants of links of Conway type, *Kobe J. Math.* 4 (1987) 115-139.
- [Ras] J. Rasmussen, Khovanov homology and the slice genus, <http://xxx.lanl.gov/abs/math.GT/0402131>
- [Ro] D. Rolfsen, *Knots and links*. Publish or Perish, 1976 (second edition, 1990; third edition, AMS Chelsea Publishing, 2003).
- [Ru] L. Rudolph, Nontrivial positive braids have positive signature, *Topology*, 21 (3), 1982, 325-327.
- [Schm-1] W. R. Schmitt, Hopf algebra methods in graph theory, *Journal of Pure and Applied Algebra*, 101, 1995, 77-90.
- [Schm-2] W. R. Schmitt, Incidence Hopf algebras, *J. Pure Appl. Algebra*, 96, 1994, 299-330.
- [Se] H. Seifert, Über das Geschlecht von Knoten, *Math. Annalen*, 110, 1934, 571-592.
- [Stil] J. Stillwell, *Classical Topology and Combinatorial Group Theory*, Grad. Texts in Math. 72, Springer-Verlag 1980.
- [Ta] P. G. Tait, On knots I, II, III, *Scientific Papers*, Cambridge University Press, 1900.
- [Tan-1] K. Taniyama, A partial order of knots, *Tokyo J. Math.*, 12 (1), 1989, 205-229.
- [Tan-2] K. Taniyama, A partial order of links, *Tokyo J. Math.*, 12 (2), 1989, 475-484.
- [T-L] H. N. V. Temperley. E. H. Lieb. Relations between the "percolation" and "coloring" problem and other graph-theoretical problems associated with regular planar lattices: some exact results for the "percolation" problem. *Proc. Roy. Soc. Lond. A* 322, 1971, 251-280.
- [This-1] M. B. Thistlethwaite, Knot tabulations and related topics, *Aspects of topology*, LMS Lecture Notes Series, 93 (1985), 1-76.
- [This-3] M. B. Thistlethwaite, A spanning tree expansion of the Jones polynomial, *Topology*, 26 (1987), 297-309.

- [Thi-4] M. B. Thistlethwaite, *Kau man polynomial and alternating links*, *Topology*, 27, 1988, 311-318.
- [Thi-5] M. B. Thistlethwaite, *On the Kau man polynomial of an adequate link*, *Invent. Math.*, 93 (1988), 285-296.
- [Tho-1] R. Thomas, *Recent Excluded Minor Theorems for Graphs*, *Survey in combinatorics*, 1999 (Canterbury), 201-222, London Math. Soc. Lecture Note, Ser., 267, Cambridge Univ. Press, Cambridge, 1999.
- [T-2] P. Traczyk, *A combinatorial formula for the signature of alternating links*, preprint 1987 (to appear in *Fundamenta Mathematicae*, Volume of Proceedings of the conference Knots in Poland, July 2003).
- [T-3] P. Traczyk, *Letter to K Murasugi*, September 28, 1987.
- [T-9] P. Traczyk, *Nontrivial negative links have positive signature*. *Manuscripta Math.*, 61 (3), 1988, 279-284.
- [Tra-1] L. Traldi, *On the Goeritz matrix of a link*, *Math. Z.*, 188, 1985, 203-213.
- [Tra-2] L. Traldi, *A dichromatic polynomial for weighted graphs and link polynomials*, *Proc. Amer. Math. Soc.*, 106 (1) (1989) 279-286.
- [Tro-1] H. F. Trotter, *Homology of group systems with applications to knot theory*, *Ann. of Math.*, 76 (1962), 464-498.
- [Tut-1] W. T. Tutte, *A ring in graph theory*, *Proc. Cambridge Phil. Soc.* 43 (1947) 26-40.
- [Tut-2] W. T. Tutte, *Graph theory*, *Encyclopedia of Mathematics and its Applications*, 21. Addison-Wesley Publishing Co., Reading, Mass., 1984. xxi+ 333 pp.
- [Tut-3] W. T. Tutte, *Graph theory*, *Encyclopedia of Mathematics and its Applications* 21 (Cambridge University Press, 1984).
- [Tut-4] W. T. Tutte, *Selected papers of W. T. Tutte*, D McCarthy and R. G. Stanton, eds. Charles Babbage Research Center, St. Pierre, Man., Canada, 1979.

- [W hit-1] H. Whitney, The coloring of graphs, *Ann. of Math.*, 33 (1932), 688-718.
- [W hit-2] H. Whitney, A logical expansion in mathematics, *Bull. Amer. Math. Soc.*, 38, 1932, 572-579
- [W hit-3] H. Whitney, A set of topological invariants of graphs, *Amer. J. Math.*, 55(2), 1932, 231-235.
- [W u] Y. Q. Wu, Jones polynomial and the crossing number of links, *Differential geometry and topology (Tianjin, 1986-87)*, *Lectures Notes in Math.*, 1369, Springer, Berlin - New York, 1989, 286-288.
- [Ya] S. Yamada, The minimal number of Seifert circles equals to braid index of a link, *Invent. Math.*, 89 (1987), 347-356.
- [Yet] D. Yetter, On graph invariants given by linear recurrence relation. *J. Com. Th. Ser. B.* 48(1), 1990, 6-18.
- [Zas] T. Zaslavsky, Strong Tutte Functions of Matroids and Graphs, *Trans. Amer. Math. Soc.*, 334, 1992, 317-347.

Dept. of Mathematics, Old Main Bldg., 1922 F St. NW
 The George Washington University, Washington, DC 20052
 e-mail: przytyck@gwu.edu