

THE SPACE OF EMBEDDED MINIMAL SURFACES OF FIXED GENUS IN A 3-MANIFOLD III; PLANAR DOMAINS

TOBIAS H. COLDING AND WILLIAM P. MINICOZZI II

0. Introduction

This paper is the third in a series where we describe the space of all embedded minimal surfaces of fixed genus in a fixed (but arbitrary) closed 3-manifold. In [CM3]{[CM5] we describe the case where the surfaces are topologically disks on any fixed small scale (in fact, Corollary III.3.5 below is used in [CM5]). To describe general planar domains (in [CM6]) we need in addition to the results of [CM3]{[CM5] a key estimate for embedded stable annuli which is the main result of this paper (see Theorem 0.3 below). This estimate asserts that such an annulus is a graph away from its boundary if it has only one interior boundary component and if this component lies in a small (extrinsic) ball.

Planar domains arise when one studies convergence of embedded minimal surfaces of a fixed genus in a fixed 3-manifold. This is due to the next theorem which loosely speaking asserts that any sequence of embedded minimal surfaces of fixed genus has a subsequence which are uniformly planar domains away from finitely many points. (In fact, this describes only \1)." and \2)." of Theorem 0.1. Case \3)." is self explanatory and \4)." very roughly corresponds to whether the surface locally "looks like" the genus one helicoid, cf. [HOKRW], or has "more than one end.")

Given a surface with boundary ∂ , the genus of $\hat{\Sigma}$ ($\text{gen}(\hat{\Sigma})$) is the genus of the closed surface $\hat{\Sigma}$ obtained by adding a disk to each boundary circle. The genus of a union of disjoint surfaces is the sum of the genera. Therefore, a surface with boundary has nonnegative genus; the genus is zero if and only if it is a planar domain. For example, the disk and the annulus are both genus zero; on the other hand, a closed surface of genus g with k disks removed has genus g .

In the next theorem, M^3 will be a closed 3-manifold and $\{S_i\}$ a sequence of closed embedded oriented minimal surfaces in M with fixed genus g .

Theorem 0.1. See §1. There exist $x_1, \dots, x_m \in M$ with $m \leq g$ and a subsequence S_{j_k} so:

- 1). For $x \in M \setminus \{x_1, \dots, x_m\}$, there are $j_k, r_x > 0$ so $\text{gen}(B_{r_x}(x) \setminus S_{j_k}) = 0$ for $j > j_k$.
- 2). For each x_k , there are $\epsilon_k, r_k > 0; r_k > r_{k,j} \rightarrow 0$ so for all j there are components $f_{k,j} \subset B_{r_k}(x_k) \setminus S_{j_k}$ with $\text{gen}(B_{r_k}(x_k) \setminus S_{j_k}) = \sum_k \text{gen}(f_{k,j}) \leq g$ and $\text{gen}(f_{k,j}) = \text{gen}(B_{r_{k,j}}(x_k) \setminus S_{j_k})$ for $r_{k,j} < \epsilon_k$.
- 3). For every k, j , there is only one component $\tilde{f}_{k,j}$ of $B_{r_{k,j}}(x_k) \setminus S_{j_k}$ with genus > 0 .

The first author was partially supported by NSF Grant DMS 9803253 and an Alfred P. Sloan Research Fellowship and the second author by NSF Grant DMS 9803144 and an Alfred P. Sloan Research Fellowship.

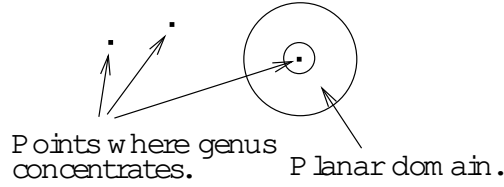


Figure 1. 1) and 2) of Theorem 0.1:
Any sequence of genus g surfaces has a
subsequence for which the genus con-
centrates at at most g points.
Away from these points, the surfaces
are locally planar domains.

4). For each $k; j$, either $\partial_{k;j}$ is connected or a component of $\partial_{k;j}$ separates two components of $\partial_{k;j}$.

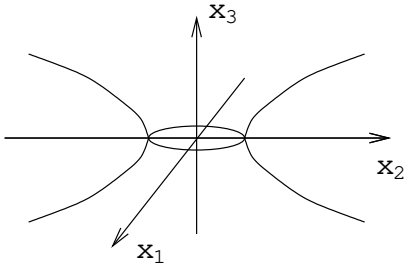


Figure 2. The catenoid given by re-
volving $x_1 = \cosh x_3$ around the x_3 -
axis.

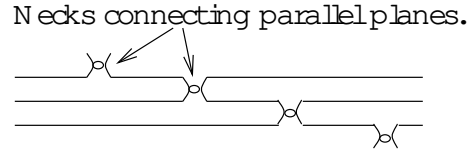


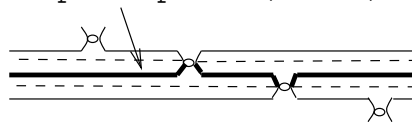
Figure 3. The Riemann examples:
Parallel planes connected by necks.

To explain why the next two theorems are crucial for what we call "the pair of pants decomposition" of embedded minimal planar domains, recall the following prime examples of such domains: Minimal graphs (over disks), a helicoid, a catenoid or one of the Riemann examples. (Note that the first two are topologically disks and the others are disks with one or more subdisks removed.) Let us describe the non simply connected examples in a little more detail. The catenoid (see Fig. 2) is the (topological) annulus

$$(\cosh s \cos t; \cosh s \sin t; s) \quad (0.2)$$

where $s; t \in \mathbb{R}$. To describe the Riemann examples, think of a catenoid as roughly being obtained by connecting two parallel planes by a neck. Loosely speaking (see Fig. 3), the Riemann examples are given by connecting (infinitely many) parallel planes by necks; each adjacent pair of planes is connected by exactly one neck. In addition, all of the necks are lined up along an axis and the separation between each pair of adjacent ends is constant (in fact the surfaces are periodic). Locally, one can imagine connecting $n-1$ planes by $n-2$ necks and add half of a catenoid to each of the two outermost planes, possibly with some restriction on how the necks line up and on the separation of the planes; see [Frie], [Ka], [Loro].

A "\pair of pants" (in bold).

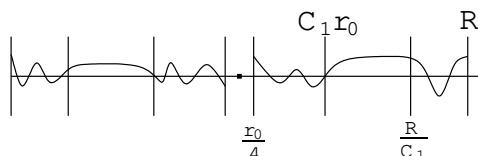


Graphical annuli (dotted) separate the "\pairs of pants."

Figure 4. Decomposing the Riemann examples into "\pairs of pants" by cutting along small curves; these curves bound minimal graphical annuli separating the ends.

To illustrate how Theorem 0.3 below will be used in [CM 6] where we give the actual "\pair of pants decomposition" observe that the catenoid can be decomposed into two minimal annuli each with one exterior convex boundary and one interior boundary which is a short simple closed geodesic. (See also [CM 9] for the "\pair of pants decomposition" in the special case of annuli.) In the case of the Riemann examples (see g. 4), there will be a number of "\pair of pants", that is, topological disks with two subdisks removed. Metrically these "\pair of pants" have one convex outer boundary and two interior boundaries each of which is a simple closed geodesic. Note also that this decomposition can be made by putting in minimal graphical annuli in the complement of the domains (in \mathbb{R}^3) which separate each of the pieces; cf. Corollary 0.4 below. Moreover, after the decomposition is made then every intersection of one of the "\pair of pants" with an extrinsic ball away from the interior boundaries is simply connected and hence the results of [CM 3][CM 5] apply there.

Stable with $\partial B_{r_0=4} \subset \partial B_R$.



Components of in $B_{R=C_1} \cap B_{C_1 r_0}$ are graphs.

Figure 5. Theorem 0.3: Embedded stable annuli with small interior boundary are graphical away from their boundary.

The next theorem is a kind of effective removable singularity theorem for embedded stable minimal surfaces with small interior boundaries. It asserts that embedded stable minimal surfaces with small interior boundaries are graphical away from the boundary. Here small means contained in a small ball in \mathbb{R}^3 (and not that the interior boundary has small length). This distinction is important; in particular if one had a bound for the area of a tubular neighborhood of the interior boundary, then Theorem 0.3 would follow easily; see Corollary II.1.34 and cf. [F i].

Theorem 0.3. See g. 5. Given $\epsilon > 0$, there exists $C_1 > 1$, so if $B_R \subset \mathbb{R}^3$ is an embedded minimal annulus with $\partial B_R \subset B_{r_0=4}$ (for $C_1^2 r_0 < R$) and $B_{r_0} \setminus \partial$ is connected, then each component of $B_{R=C_1} \setminus \cap B_{C_1 r_0}$ is a graph with gradient $\leq \epsilon$.

Many of the results of this paper will involve either graphs or multi-valued graphs. Graphs will always be assumed to be single-valued over a domain in the plane (as is the case in Theorem 0.3).

For simplicity, in Theorem 0.3 is assumed to be an annulus; see [CM 6] for the slight additional arguments needed when Ω is a general planar domain. (Once we see in [CM 6] that Theorem 0.3 holds for general planar domains then the corresponding generalization of Corollary 0.4 follows.)

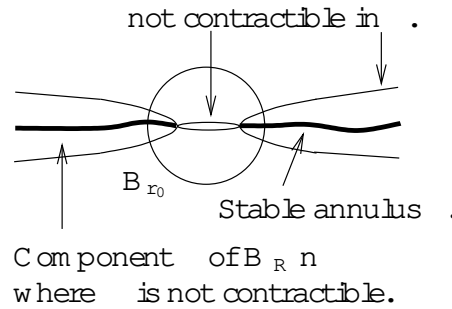


Figure 6. Corollary 0.4: Solving a Plateau problem gives a stable graphical annulus separating the boundary components of an embedded minimal annulus.

Combining Theorem 0.3 with the solution of a Plateau problem of Meeks-Yau (proven initially for convex domains in theorem 5 of [MeYa1] and extended to mean convex domains in [MeYa2]), we get (the result of Meeks-Yau gives the existence of ϵ below):

Corollary 0.4. See g. 6. Given $\epsilon > 0$, there exists $C_1 > 1$, so: Let $B_R \subset \mathbb{R}^3$, ∂B_R be an embedded minimal surface with $\text{gen}(\partial B_R) = \text{gen}(B_{r_1} \setminus \partial B_R)$ and let Ω be a component of $B_R \cap \Omega$. If $B_{r_0} \setminus \cap B_{r_1}$ is noncontractible and homotologous in B_{r_1} to a component of ∂B_R and $r_0 > r_1$, then a component $\hat{\Omega}$ of Ω is an annulus and there is a stable embedded minimal annulus Σ with $\partial \Sigma = \partial \hat{\Omega}$. Moreover, each component of $(B_{R=C_1} \cap B_{C_1 r_0}) \setminus \Sigma$ is a graph with gradient $\leq \epsilon$.

Stability of Σ in Theorem 0.3 is used in two ways: To get a pointwise curvature bound on Σ and to show that certain sectors have small curvature. In section 2 of [CM 4], we showed that a pointwise curvature bound allows us to decompose an embedded minimal surface into a set of bounded area and a collection of (almost stable) sectors with small curvature. Using this, the proof of Theorem 0.3 will also give (if $0 < \epsilon < \epsilon_0$, then Ω_{ϵ} denotes the component of $B_{\epsilon} \setminus \partial B_R$ containing 0):

Theorem 0.5. Given C , there exist $C_2, C_3 > 1$, so: Let $0 < 2 < R$ be an embedded minimal surface with connected ∂B_R . If $\text{gen}(B_R) = \text{gen}(B_{r_0})$, $r_0 < R = C_2$, and

$$\sup_{\partial B_{r_0}} |x|^2 |A|^2(x) \leq C; \quad (0.6)$$

then $\text{Area}(B_{r_0}) \leq C_3 r_0^2$.

In [CM 5] a strengthening of Theorem 0.5 (this strengthening is Theorem III.3.1 below) will be used to show that for limits of a degenerating sequence of embedded minimal disks points where the curvatures blow up are not isolated. This will eventually give (Theorem 0.1 of [CM 5]) that for a subsequence such points form a Lipschitz curve which is finite in two directions and transversal to the limit leaves; cf. with the example given by a sequence of rescaled helicoids.

To describe a neighborhood of each of the finitely many points, coming from Theorem 0.1, where the genus concentrates (specifically to describe when there is one component $\sim \mathbb{S}^2$ of genus > 0 in $\setminus 3$)." of Theorem 0.1), we will need in [CM 6]:

Corollary 0.7. Given C, g , there exist C_4, C_5 so: Let $0 < 2 < R$ be an embedded minimal surface with connected ∂B_R , $r_0 < R = C_4$, and $\text{gen}(B_{r_0}) = \text{gen}(B_R) = g$. If

$$\sup_{\partial B_{r_0}} |x|^2 |A|^2(x) \leq C; \quad (0.8)$$

then B_{r_0} is a disk and $B_{R=C_5}$ is a graph with gradient ≤ 1 .

This corollary follows directly from Theorem 0.5 and Theorem 1.22 of [CM 4]. Namely, note first that for $r_0 \leq R$, it follows from the maximum principle (since B_{r_0} is minimal) and Corollary I.0.11 that ∂B_{r_0} is connected and B_{r_0} is an annulus. Second, Theorem 0.5 bounds $\text{Area}(B_{R=C_2})$ and Theorem 1.22 of [CM 4] then gives the corollary.

Theorems 0.3, 0.5 and Corollary 0.7 are local and are for simplicity stated and proven only in \mathbb{R}^3 although they can with only very minor changes easily be seen to hold for minimal planar domains in a sufficiently small ball in any given fixed Riemannian 3-manifold.

Throughout, M^3 will denote complete minimal surfaces possibly with boundary, sectional curvatures K_1, K_2 , and second fundamental forms A_1, A_2 . We will assume M to be stable and have trivial normal bundle. Given $x \in M$, $B_s(x)$ will be the extrinsic geodesic ball with radius s and center x . Likewise, if $x \in \Sigma$, then $B_s(x)$ is the intrinsic ball in Σ . Given S and $t > 0$, let $T_t(S; \Sigma)$ be the intrinsic tubular neighborhood of S in Σ with radius t and set $T_{s,t}(S; \Sigma) = T_t(S; \Sigma) \cap B_s(x)$. Unless explicitly stated otherwise, all geodesics will be parametrized by arclength.

We will often consider the intersections of various curves and surfaces with extrinsic balls. We will always assume that these intersections are transverse since this can anyway be achieved by an arbitrarily small perturbation of the radius.

Part I. Topological decomposition of surfaces

In this part we will first collect some simple facts and results about planar domains and domains that are planar outside a small ball. These results will then be used to show Theorem 0.1. First we have:

Lemma I.0.9. See § 7. Let Σ be a closed oriented surface (i.e., $\partial \Sigma = \emptyset$) with genus g . There are transverse simple closed curves $\gamma_1, \dots, \gamma_{2g}$ so that for $i < j$

$$\# \gamma_i \cap \gamma_j = 2 \quad \text{if } i \neq j \quad \text{and} \quad \# \gamma_i \cap \gamma_i = 0. \quad (\text{I.0.10})$$

Furthermore, for any such γ_i , if γ_i is a closed curve, then γ_i divides Σ .

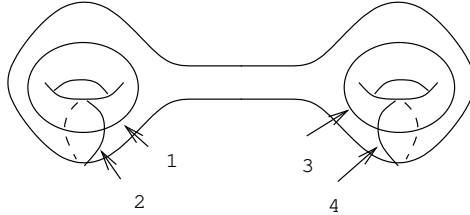


Figure 7. Lemma I.0.9: A basis for homology on a surface of genus g .

Recall that if $\partial \Sigma \neq \emptyset$, then $\hat{\Sigma}$ is the surface obtained by replacing each circle in $\partial \Sigma$ with a disk. Note that a closed curve γ divides Σ if and only if γ is homologically trivial in $\hat{\Sigma}$.

Corollary I.0.11. If γ_1 and $\text{gen}(\gamma_1) = \text{gen}(\Sigma)$, then each simple closed curve γ divides Σ .

Proof. Since γ_1 has genus $g = \text{gen}(\Sigma)$, Lemma I.0.9 gives transverse simple closed curves $\gamma_1, \dots, \gamma_{2g}$ satisfying (I.0.10). However, since γ_1 does not intersect any of the γ_i 's, Lemma I.0.9 implies that γ_1 divides Σ .

Corollary I.0.12. If Σ has a decomposition $\Sigma = \bigcup_{i=1}^n \Sigma_i$ where the union is taken over the boundaries and each Σ_i is a surface with boundary consisting of a number of disjoint circles, then

$$\sum_{i=1}^n \text{gen}(\Sigma_i) = \text{gen}(\Sigma). \quad (\text{I.0.13})$$

Proof. Set $g = \text{gen}(\Sigma)$. Lemma I.0.9, gives transverse simple closed curves $\gamma_1, \dots, \gamma_{2g}$ satisfying (I.0.10). Since $\gamma_i \cap \gamma_j = \emptyset$ for $i \neq j$, this implies that the rank of the intersection form on the first homology (mod 2) of $\hat{\Sigma}$ is $2g$. In particular, we get (I.0.13).

In the next lemma, M^3 will be a closed 3-manifold and Σ_i a sequence of closed embedded oriented minimal surfaces in M with fixed genus g .

Lemma I.0.14. There exist $x_1, \dots, x_m \in M$ with $m \leq g$ and a subsequence Σ_j so: For $x \in M$ and $x_1, \dots, x_m \in M$, there exist $j_k, r_k > 0$ so $\text{gen}(\Sigma_{j_k}(x) \setminus \Sigma_j) = 0$ for $j > j_k$. For each x_k , there exist $R_k, g_k > 0; R_k > R_{k,j} \neq 0$ so $\text{gen}(\Sigma_{R_k}(x_k) \setminus \Sigma_j) = g_k = \text{gen}(\Sigma_{R_{k,j}}(x_k) \setminus \Sigma_j)$ for all j and $\sum_{k=1}^m g_k = g$.

Proof. Suppose that for some $x_1 \in M$ and any $R_1 > 0$ we have $\text{gen}(\Sigma_{R_1}(x_1) \setminus \Sigma_i) = g_{1,i} > 0$ for infinitely many i 's. By Corollary I.0.12, $g_{1,i} \leq g$ and so there is a subsequence Σ_j and a sequence $R_{1,j} \neq 0$ so that for all j

$$\text{gen}(\Sigma_{R_{1,j}}(x_1) \setminus \Sigma_j) = g_1 > 0: \quad (\text{I.0.15})$$

By repeating this construction, we can suppose that there are disjoint points $x_1, \dots, x_m \in M$ and $R_{k,j} > 0$ so that for any k we have $R_{k,j} \neq 0$ and $\text{gen}(B_{R_{k,j}}(x_k) \setminus j) = g_k > 0$.

However, Corollary I.0.12 implies that for j sufficiently large

$$0 \leq \text{gen}(j \cap [B_{R_{k,j}}(x_k)]) \leq \text{gen}(j) \leq \sum_{k=1}^m \text{gen}(B_{R_{k,j}}(x_k) \setminus j) \leq \sum_{k=1}^m g_k : \quad (\text{I.0.16})$$

In particular, $\sum_{k=1}^m g_k \leq g$ and we can therefore assume that $\sum_{k=1}^m g_k$ is maximal. This has two consequences. First, given $x \in M \setminus \{x_1, \dots, x_m\}$, there exist $r_x > 0$ and j_k so that $\text{gen}(B_{r_x}(x) \setminus j) = 0$ for $j > j_k$. Second, for each x_k , there exist $R_k > 0$ and j_k so that $\text{gen}(B_{R_k}(x_k) \setminus j) = g_k$ for $j > j_k$. The lemma now follows easily.

By Corollary I.0.12, each $R_k; R_{k,j}$ from Lemma I.0.14 can (after going to a further subsequence) be replaced by any $R_k^0; R_{k,j}^0$ with $R_k^0 \leq R_k$ and $R_{k,j}^0 \leq R_{k,j}$. Similarly, each r_x can be replaced by any $r_x^0 \leq r_x$. This will be used freely in the proof of Theorem 0.1 below.

Proof. (of Theorem 0.1). Let $x_k; g_k; R_k; R_{k,j}$ and r_x be from Lemma I.0.14. We can assume that each $R_k > 0$ is sufficiently small so that $B_{R_k}(x_k)$ is essentially Euclidean (e.g., $R_k < m \inf_{i,j} d_{ij} = 4; = (4k^{1/2})g$). \1)." follows directly from Lemma I.0.14.

For each x_k , we can assume that there are γ_k and n_{γ_k} so: $B_{R_k}(x_k) \setminus j$ has components $f_{k,j} \gamma_k$ with $\gamma_k > 0$ and $B_{R_{k,j}}(x_k) \setminus \gamma_k$ has n_{γ_k} components with $\gamma_k > 0$. We will use repeatedly that, by \1)." and Corollary I.0.12: n_{γ_k} is nonincreasing if either $R_{k,j}$ increases or R_k decreases. For each γ_k with $n_{\gamma_k} > 1$, set

$$r_{k,j}^{\gamma_k} = \inf_{j \geq 1} \{ \gamma_k \mid \text{components of } B_{R_{k,j}}(x_k) \setminus \gamma_k < n_{\gamma_k} g \} : \quad (\text{I.0.17})$$

There are two cases. If $\lim_{j \rightarrow \infty} r_{k,j}^{\gamma_k} = 0$, then choose a subsequence j with $r_{k,j}^{\gamma_k} \neq 0$; n_{γ_k} decreases if we replace $R_{k,j}$ with any $R_{k,j}^0 > r_{k,j}^{\gamma_k}$. Otherwise, set $2r_k^{\gamma_k} = \lim_{j \rightarrow \infty} r_{k,j}^{\gamma_k} > 0$ and choose a subsequence j so $r_{k,j}^{\gamma_k} < 2r_k^{\gamma_k}$; n_{γ_k} increases if we replace R_k with any $R_k^0 < 2r_k^{\gamma_k}$. In either case, $n_{\gamma_k} (n_{\gamma_k} - 1)$ decreases. Since $n_{\gamma_k} n_{\gamma_k} \leq g$ (by Corollary I.0.12), repeating this g times gives $0 < R_k^0 \leq R_k; R_{k,j}^0 \leq R_{k,j} \neq 0$ and a subsequence so only one component $\gamma_{k,j}^{\gamma_k}$ of $B_{R_{k,j}^0}(x_k) \setminus \gamma_{k,j}^{\gamma_k}$ has $\gamma_k > 0$ (i.e., each new $n_{\gamma_k} = 1$). By Corollary I.0.12 (and \1)." and the remarks before the proof, \1)." , \2)." , and \3)." now hold for any $r_k \leq R_k^0$ and $R_{k,j}^0 \leq r_{k,j} \neq 0$.

Suppose that for some γ_k there exists j_k , so $@_{k,j}^{\gamma_k}$ has at least two components for all $j > j_k$. For $R_{k,j}^0 \leq R_k^0$, let $\gamma_{k,j}^{\gamma_k}(t)$ be the component of $B_t(x_k) \setminus \gamma_{k,j}^{\gamma_k}$ containing $\gamma_{k,j}^{\gamma_k}$. Set

$$r_{k,j}^{\gamma_k} = \inf_{t \geq 1} \{ \gamma_k \mid \text{components of } @_{k,j}^{\gamma_k}(t) > 1g \} : \quad (\text{I.0.18})$$

There are two cases. If $\lim_{j \rightarrow \infty} r_{k,j}^{\gamma_k} = 0$, then choose a subsequence j with $r_{k,j}^{\gamma_k} \neq 0$. By the maximum principle (since γ_k is minimal) and Corollary I.0.11, a component of (the new) $@_{k,j}^{\gamma_k}$ separates two components of $@_{k,j}^{\gamma_k}$ for any $r_{k,j} \neq 0$ with $r_{k,j} > r_{k,j}^{\gamma_k}$. On the other hand, if $\lim_{j \rightarrow \infty} r_{k,j}^{\gamma_k} = 2r_k^{\gamma_k} > 0$, then choose a subsequence so (the new) $@_{k,j}^{\gamma_k}$ is connected for any $r_k \leq 2r_k^{\gamma_k}$. After repeating this g times (each time either increasing $R_{k,j}^0$ or decreasing R_k^0), \4)." also holds.

In [CM 6] we will need the following (here, and elsewhere, if $0 \leq R \leq R^3$, then $0_{R,t}$ denotes the component of $B_t \setminus \gamma_k$ containing 0):

Proposition I.0.19. Let $0 \leq i \leq B_{S_i} \leq R^3$ with $\partial_i \subset \partial B_{S_i}$ be a sequence of embedded minimal surfaces with genus $g < 1$ and $S_i \rightarrow 1$. After going to a subsequence, j , and possibly replacing S_j by R_j and ∂_j by $\partial_{j;R_j}$ where $R_0 \leq R_j \leq S_j$ and $R_j \rightarrow 1$, then $\text{gen}(\partial_{j;R_0}) = \text{gen}(\partial_j) = g$ and either (a) or (b) holds:

- (a) $\partial_{j;R_0}$ is connected for all $R_0 \leq t \leq R_j$.
- (b) $\partial_{j;R_0}$ is disconnected.

Proof. We will first show that there exists $R_0 > 0$, a subsequence j , and a sequence $R_j \rightarrow 1$ with $R_0 \leq R_j \leq S_j$, such that (after replacing ∂_j by $\partial_{j;R_j}$) $\text{gen}(\partial_{j;R_0}) = \text{gen}(\partial_j) = g$. Suppose not; it follows easily from the monotonicity of the genus (i.e., Corollary I.0.12) that there exists a subsequence j and a sequence $G_k \rightarrow 1$ such that for all k there exists a j_k so for $j = j_k$

$$g = \text{gen}(\partial_{j;G_{k+1}}) > \text{gen}(\partial_{j;G_k}); \quad (\text{I.0.20})$$

which is a contradiction.

For each j , let $R_{0;j}$ be the infimum of R with $R_0 \leq R \leq R_j$ where $\partial_{j;R}$ is disconnected; set $R_{0;j} = R_j$ if no such exists. Either $\liminf R_{0;j} < 1$, in which case, after going to a subsequence and replacing R_0 by $\liminf R_{0;j} + 1$, we are in (b) by the maximum principle. Or, if $\liminf R_{0;j} = 1$, then we are in (a) after replacing R_j by $R_{0;j}$.

Part II. Estimates for stable minimal surfaces with small interior boundaries

In this part we prove Theorem 0.3.

II.1. Long stable sectors contain multi-valued graphs

In [CM 3], [CM 4] we gave estimates for stable sectors. A stable sector in the sense of [CM 3], [CM 4] is a stable subset of a minimal surface given as half of a normal tubular neighborhood (in the surface) of a strictly convex curve (for instance, a curve lying in the boundary of an intrinsic ball). In this section we give similar estimates for half of normal tubular neighborhoods of curves lying in the intersection of the surface and the boundary of an extrinsic ball. These domains arise naturally in our main result and are unfortunately somewhat more complicated to deal with due to the lack of convexity of the curves.

In this section, the surfaces and will be planar domains and, hence, simple closed curves will divide the surface into two planar (sub)domains.

We will need some notation for multi-valued graphs. Let P be the universal cover of the punctured plane $\mathbb{C} \setminus \{0\}$ with global (polar) coordinates $(r; \theta)$ and set $S_{r;s}^{1;2} = \{r \leq \theta \leq 2\pi\}$. An N -valued graph of a function u over the annulus $D_s \cap D_r$ (see g. 8) is a (single-valued) graph (of u) over $S_{r;s}^N \cap \mathbb{R}^N$ ($S_{r;s}^{1;2}$ will denote the subgraph of θ over $S_{r;s}^{1;2}$). The separation $w(r; \theta)$ between consecutive sheets is (see g. 8)

$$w(r; \theta) = u(r; \theta + 2\pi) - u(r; \theta); \quad (\text{II.1.1})$$

The main result of the next two sections is (1) ∂ is the component of $B_1 \setminus \partial$ containing $B_1 \setminus \partial$:

Theorem II.1.2. See g. 9. Given $N; \delta > 0$, there exist $\epsilon > 0$, δ_0 so: Let ∂ be a stable embedded minimal annulus with $\partial \subset B_{1-\delta} \cup \partial B_R$, $B_{1-\delta} \setminus \partial$ connected, and $R > \delta_0^{-2}$. Given $z_1 \in \partial B_1 \setminus \partial$, (after a rotation of \mathbb{R}^3) either (1) or (2) below holds:

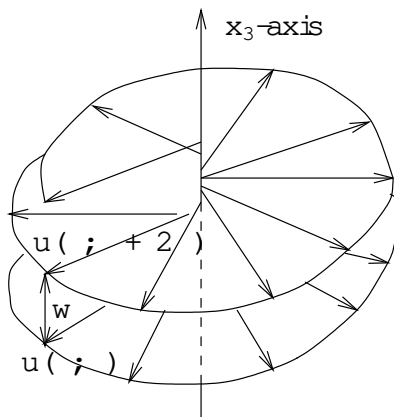


Figure 8. The separation w for a multi-valued graph in (II.1.1).

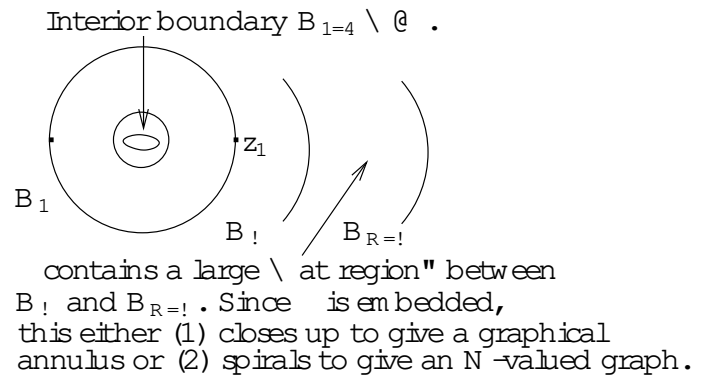


Figure 9. Theorem II.1.2: Embedded stable annuli with small interior boundary contain either (1) a graphical annulus or (2) an N -valued graph away from its boundary.

- (1) Each component of $B_{R=1} \setminus nB_1$ is a graph with gradient ≤ 1 .
- (2) contains a graph $N \setminus nB_1$ with gradient ≤ 1 and $\text{dist}_{n-1}(\partial)(z_1; \frac{0}{1}) < d_0$.

Note that if Ω is as in Theorem II.1.2 and one component of $B_{R=1} \setminus nB_1$ contains a graph over $D_{R=2} \setminus nD_2$ with gradient ≤ 1 , then every component of $B_{R=C} \setminus nB_C$ is a graph for some $C > 1$. Namely, embeddedness and the gradient estimate (which applies because of stability) would force any nongraphical component to spiral indefinitely, contradicting that Ω is compact. Thus it is enough to find one component that is a graph. This we be used below.

We will eventually show in Section II.3 that (2) in Theorem II.1.2 does not happen; thus every component is a (single-valued) graph. This will easily give Theorem 0.3.

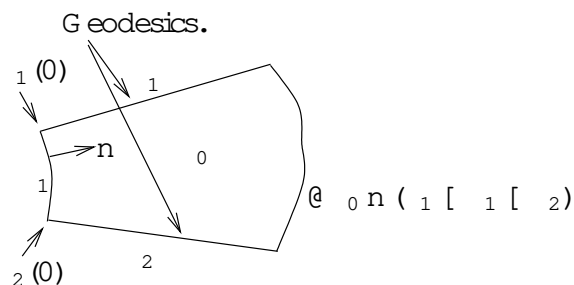


Figure 10. The subdomain Ω_0 in Lemma II.1.3 and below.

See g. 10. Throughout this section (except in Corollary II.1.34), R^3 will be an embedded minimal planar domain (if the domain is stable, then we use Ω instead of Ω_0), Ω_0 a subdomain and $\gamma_1, \gamma_2, \gamma_3 \subset \partial \Omega_0$ curves (γ_1, γ_2 geodesics) so $\gamma_1 \cup \gamma_2 \cup \gamma_3$ is a simple curve and $\gamma_1(0) = \gamma_3(0)$. (By a geodesic we will mean a curve with zero geodesic curvature.

This definition of geodesic is needed when the curve intersects the boundary of the surface.) Below we will sometimes require one or more of the following properties:

- (A) $\text{dist}(\gamma_i(t); \gamma_1) \leq C_0$ for $0 \leq t \leq \text{Length}(\gamma_i)$.
- (B) $\langle \gamma_n, \nu \rangle \geq 0$ along γ_1 (where ν is the inward normal to $\partial \Omega_0$).
- (C) $\gamma_1 \perp \gamma_2$ at $\gamma_1 \cap \gamma_2$ (i.e., angle $= 90^\circ$).
- (D) $\text{dist}_0(\gamma_1; \partial \Omega_0 \cap (\gamma_1 \cup \gamma_2)) \geq \delta$ (thus $\delta \leq \text{Length}(\gamma_i)$).

Note that if $\gamma_1 \subset \partial B_1$ (and γ_0 is leaving B_1 along γ_1), then (B) is automatically satisfied.

The main component of the proof of Theorem II.1.2 is Proposition II.1.20 below which shows that certain stable sectors have subsectors with small total curvature. To show that we will use an argument in the spirit of [CM2], [CM4] to get good curvature estimates for our nonstandard stable domains. As in [CM2], [CM4], to estimate the total curvature we show first an area bound. That is (here k_g is the geodesic curvature of γ_1):

Lemma II.1.3. Let $\Omega_0 = \bigcup_{i=1}^n \Omega_i$ be stable and satisfy (A) for $C_0 = 0$, (C), (D). If f is a function on Ω_0 which vanishes on each γ_i , then for $1 < R < \infty$

$$\begin{aligned} \text{Area}(T_R(\gamma_1; \Omega_0)) &\leq C R^2 \int_{\gamma_1} |k_g| + C R \text{Length}(\gamma_1) \\ &\quad + C R^2 \int_{T_1(\gamma_1; \Omega_0)} (1 + |f|)^2 + \int_{T_R(\gamma_1; \Omega_0)} |f|^2 + \int_{T_R(\gamma_1; \Omega_0) \setminus f < 1/g} |f|^2. \end{aligned} \quad (\text{II.1.4})$$

Proof. Set $T_{s,t} = T_{s,t}(\gamma_1; \Omega_0)$ and $r = \text{dist}(\gamma_1; \gamma_2)$. Define a (radial) cut-off function by

$$\begin{aligned} \chi &\geq r && \text{on } T_1; \\ \chi &= (R - r)/(R - 1) && \text{on } T_{1,R}; \\ \chi &\geq 0 && \text{otherwise.} \end{aligned} \quad (\text{II.1.5})$$

By the stability inequality applied to χ and using the inequality, $2ab \leq a^2 + b^2$,

$$\begin{aligned} \int_{T_{1,R}} |f|^2 [(R - r)/(R - 1)]^2 &\leq \int_{T_{1,R}} |f|^2 + 2 \int_{T_{1,R}} |f|^2 + 2 \int_{T_{1,R}} |f|^2 + \int_{T_R \setminus f < 1/g} |f|^2 \\ &\leq 2 \text{Area}(T_1) + 2(R - 1)^{-2} \text{Area}(T_{1,R}) + 2 \int_{T_R} |f|^2 + \int_{T_R \setminus f < 1/g} |f|^2. \end{aligned} \quad (\text{II.1.6})$$

Set $K(s) = \int_{T_{1,s}} |f|^2$. By the coarea formula and integrating (II.1.6) by parts twice, we get

$$\begin{aligned} 2(R - 1)^{-2} \int_1^R \int_1^t K(s) ds dt &\leq (R - 1)^{-1} \int_1^R K(s) (R - s) = (R - 1) ds \\ &\quad + \int_1^R K'(s) ((R - s)/(R - 1))^2 ds \\ &\leq 2 \text{Area}(T_1) + 2(R - 1)^{-2} \text{Area}(T_{1,R}) + 2 \int_{T_R} |f|^2 + \int_{f < 1/g} |f|^2. \end{aligned} \quad (\text{II.1.7})$$

Given $\gamma_2 \subset \gamma_1$, let $\gamma_y : [0; r_y]$ be the (inward from $\partial \Omega$) normal geodesic up to the cut-locus of γ_1 (so $\text{dist}(\gamma_1; \gamma_y(r_y)) = r_y$) and J_y the corresponding Jacobi field with $J_y(0) = 1$ and

$J_Y^0(0) = k_g(Y)$. Set $R_Y = \inf_{Y \in R} g$. By the Jacobi equation,

$$\int_0^{R_Y} J_Y(s) ds = R_Y^2 k_g(Y) = 2 + R_Y \int_0^{R_Y} \int_0^{R_Y} K(Y(s)) J_Y(s) ds dt : \quad (\text{II.1.8})$$

If $R_Y < R$, then we extend $J_Y(\cdot), K_Y(\cdot) = K(Y(\cdot))$ to functions \tilde{J}_Y, \tilde{K}_Y on $[0; R]$ by setting $\tilde{J}_Y = J_Y, \tilde{K}_Y = K_Y$ on $[0; R_Y]$ and $\tilde{J}_Y = \tilde{K}_Y = 0$ otherwise. If $R_Y = R$, then we set $\tilde{J}_Y = J_Y$ and $\tilde{K}_Y = K_Y$. Since $K = \frac{1}{2} \Delta f = 2$ (in particular, is ≥ 0), by (II.1.8)

$$\int_0^{R_Y} J_Y(s) ds = R_Y^2 k_g(Y) = 2 + R_Y \int_0^{R_Y} \int_0^{R_Y} \tilde{K}_Y(s) \tilde{J}_Y(s) ds dt : \quad (\text{II.1.9})$$

Since $K(s) = \frac{1}{2} \Delta f(s) = \frac{1}{2} \Delta f(s)$ (this uses (C)), integrating (II.1.9) over s gives

$$\text{Area}(T_R) = \frac{R^2}{2} \int_0^R k_g(s) ds + R \text{Length}(\gamma_1) + \frac{R}{2} \int_0^R \int_0^R K(s) ds dt + \frac{R^2}{2} \int_0^R f(s) ds : \quad (\text{II.1.10})$$

(Here we also used $\int_0^R \int_0^R f(s) ds dt = \int_0^R [f(s) - f(1)] ds dt + R^2 f(1)$ for the nondecreasing function $f(t) = \int_0^t f(s) ds \geq 0$.) Combining (II.1.7) and (II.1.10) gives (II.1.4).

Each γ_i is minimizing from $\gamma_i \setminus \gamma_2$ to γ_1 .

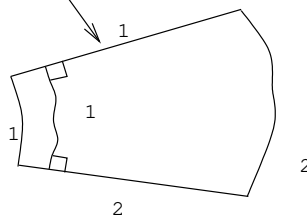


Figure 11. Lemma II.1.11: Connecting γ_1 and γ_2 by a curve γ_3 with length and total curvature bounded.

To apply Lemma II.1.3, we will need to replace a given curve, in a minimal disk, by a curve lying within a fixed tubular neighborhood of it and with length and total geodesic curvature bounded in terms of the area of the tubular neighborhood. This is:

Lemma II.1.11. See g. 11. If D^3 is an immersed minimal disk, $\partial D = \gamma_1 \cup \gamma_2 \cup \gamma_3$, the γ_i 's are geodesics with $2 \text{Length}(\gamma_i) = \text{dist}(\gamma_2 \setminus \gamma_i; \gamma_1), 1 \leq i \leq 3$, then there exists a simple curve γ_4 connecting γ_1 to γ_2 and with

$$\text{Length}(\gamma_4) + \int_{\gamma_4} k_g ds \leq C_1 (1 + \text{Area}(T_{1/4}(\gamma_1))) : \quad (\text{II.1.12})$$

Moreover, we can choose γ_4 to intersect γ_i orthogonally and so $\text{Length}(\gamma_i) = \text{dist}(\gamma_2 \setminus \gamma_i; \gamma_1)$, where γ_i denotes the component of γ_i in D which intersects γ_2 .

Proof. We will do this in three steps. First, we use the coarea formula to find a level set of the distance function with bounded length. Local replacement then gives a broken geodesic with the same length bound and a bound on the number of breaks. Third, we find a simple subcurve and use the Gauss-Bonnet theorem to control the number of breaks.

Set $r(\cdot) = \text{dist}(\cdot; \gamma_1)$. By the coarea formula applied to (a regularization of) r , there exists d_0 between $1/16$ and $3/32$ with $\text{Length}(fr = d_0 g) \leq 32 \text{Area}(T_{1/8}(\gamma_1))$ and so that $fr = d_0 g$ is transverse. Since $fr = d_0 g$ separates γ_1 and γ_2 , a component $\tilde{\gamma}$ of $fr = d_0 g$ goes from γ_1 to γ_2 .

Parametrize $\tilde{\gamma}$ by arclength and let $0 = t_0 < \dots < t_n = \text{Length}(\tilde{\gamma})$ be a subdivision with $t_{i+1} - t_i \leq 1/32$ and $n \leq 32 \text{Length}(\tilde{\gamma}) + 1$. Since $B_{1/32}(y)$ is a disk for all $y \in \tilde{\gamma}$, it follows that we can replace $\tilde{\gamma}$ with a broken geodesic $\tilde{\gamma}_1$ with breaks at $\tilde{\gamma}(t_i) = \tilde{\gamma}_1(t_i)$ and which is homotopic to $\tilde{\gamma}$ in $T_{1/32}(\gamma_1)$. We can assume that $\tilde{\gamma}_1$ intersects the γ_i 's only at its endpoints.

Let $[a; b]$ be a maximal interval so that $\tilde{\gamma}_1|_{[a; b]}$ is simple. We are done if $\tilde{\gamma}_1|_{[a; b]} = \tilde{\gamma}_1$. Otherwise, $\tilde{\gamma}_1|_{[a; b]}$ bounds a disk in γ_1 and the Gauss-Bonnet theorem implies that $\tilde{\gamma}_1|_{[a; b]}$ contains a break. Hence, replacing $\tilde{\gamma}_1$ by $\tilde{\gamma}_1 \setminus \tilde{\gamma}_1|_{[a; b]}$ gives a subcurve from γ_1 to γ_2 but does not increase the number of breaks. Repeating this eventually gives a simple subcurve with the same bounds for the length and the number of breaks. Smoothing this at the breaks gives the desired γ_1 .

Finally, since γ_i minimizes distance from $\gamma_1 \setminus \gamma_2$ to γ_1 , it follows easily by adding segments in $\gamma_1 \setminus \gamma_2$ to γ_1 and then perturbing infinitesimally near γ_1, γ_2 that we can choose γ_1 to intersect γ_i orthogonally and so each γ_i minimizes distance back to γ_1 ; this gives at most a bounded contribution to the length and total curvature.

We will also need a version of Lemma II.1.11 where γ is a noncontractible curve (cf. Lemma 1.21 in [CM4]):

Lemma II.1.13. Let $\Omega \subset \mathbb{R}^3$ be an immersed minimal planar domain and $\gamma = B_1 \setminus \partial \Omega$ a simple closed curve with $\text{dist}(\gamma; \partial \Omega) > 1$. There exists a simple noncontractible curve $\tilde{\gamma}_{1=32, l=4}(\gamma)$ with

$$\text{Length}(\tilde{\gamma}) + \sum_{g \in \mathbb{Z}} |k_g| \leq C_1 (1 + \text{Area}(T_{1/4}(\gamma))) : \quad (\text{II.1.14})$$

Proof. Following the first two steps of the proof of Lemma II.1.11 (with the obvious modifications), we get a simple closed broken geodesic $\tilde{\gamma}_1$ which is noncontractible with length and the number of breaks $\leq C \text{Area}(T_{1/4}(\gamma))$.

As in the third step of the proof of Lemma II.1.11, let $\tilde{\gamma}_1|_{[a; b]}$ be a maximal simple subcurve. It follows that $\tilde{\gamma}_1|_{[a; b]}$ is closed (and has at most one more break than $\tilde{\gamma}_1$). If $\tilde{\gamma}_1|_{[a; b]}$ is noncontractible, then we are done. Otherwise, if $\tilde{\gamma}_1|_{[a; b]}$ bounds a disk, then we apply the Gauss-Bonnet theorem to see that $\tilde{\gamma}_1|_{[a; b]}$ contains a break and proceed as in the proof of Lemma II.1.11.

In Proposition II.1.20 below, we will also need a lower bound for the area growth of tubular neighborhoods of a curve. To get such a bound, we need that the curve is not completely "crumpled up." This will follow by requiring that $(t + C_0)(t + 1) \leq \text{Area}(T_t(\gamma_1))$.

Lemma II.1.15. Let $\gamma_0 = \gamma$ satisfy (A), (B) and (D). If $\gamma_1 \subset B_1$, $1 \leq s < t$ and $(t + C_0)(t + 1) \leq \text{Area}(T_t(\gamma_1))$, then

$$(t + 1)^2 \leq 2 \text{Area}(T_t(\gamma_1)) \leq (s + 1)^2 \leq 2 \text{Area}(T_s(\gamma_1)) : \quad (\text{II.1.16})$$

Proof. Set $T_t = T_t(\gamma_1)$ and $L(s) = \int_{\partial T_s \cap \mathbb{R}} |dx|$. By minimality, Stokes' theorem, (A), (B) and $\text{dist}(\gamma_1; x) + 1 \leq |x|$, we get that

$$4 \text{Area}(T_s) = \int_{T_s} |x|^2 - 2(s+1)L(s) + 4(s+C_0)(s+1): \quad (\text{II.1.17})$$

By the coarea formula, $(\text{Area}(T_s))^0 = L(s)$ for almost every s . Hence, for almost every s with $\text{dist}(\gamma_1; \gamma_2) \leq s \leq 1$

$$(\log \text{Area}(T_s))^0 = \frac{2}{s+1} - \frac{2(s+C_0)}{\text{Area}(T_s)} - \frac{2(1-s)}{s+1}: \quad (\text{II.1.18})$$

Since $\text{Area}(T_s)$ is monotone, a standard argument then gives (II.1.16).

Remark II.1.19. In the special case of Lemma II.1.15 where γ is an annulus with $\partial\gamma = \gamma_1 \cup \gamma_2$, i.e., where $\gamma_1 = \gamma_2$; and γ_1, γ_2 are closed, the proof simplifies in an obvious way and can be chosen to be zero.

We are now ready to apply Lemma II.1.3 and use the logarithmic cut-off trick to show that certain stable sectors have small curvature:

Proposition II.1.20. Let $\gamma_0 \subset \mathbb{R}^3$ satisfy (A) (with $C_0 = 0$), (B), (D), and $\text{dist}(\gamma_0; \partial\gamma) > 1=4$. Suppose that γ is stable, $! > 2$, $\gamma > R_0 > !^2$, and $\gamma_1 \subset B_1$. If γ_0 is a disk and $4R_0^2(R_0+1) \leq \text{Area}(T_1(\gamma_1; \gamma_0))$, then for $!^2 \leq t \leq R_0$

$$\text{Area}_Z(T_2(\gamma_1; \gamma_0)) t^2 \leq C \text{Area}(T_1(\gamma_1; \gamma_0)) + C \text{Area}(T_2(\gamma_1; \gamma_0)) t^2; \quad (\text{II.1.21})$$

$$\int_{T_1(\gamma_0; \gamma_1)} |x|^2 \leq C R_0 + \frac{C}{\log !} \text{Area}(T_2(\gamma_1; \gamma_0)): \quad (\text{II.1.22})$$

Proof. Define a function ϕ on γ_0 by

$$\phi = \begin{cases} 2 \text{dist}(\gamma_1; \gamma_2) & \text{on } T_2(\gamma_1; \gamma_2); \\ 1 & \text{otherwise}; \end{cases} \quad (\text{II.1.23})$$

We will use ϕ to cut-off on the sides $\gamma_1; \gamma_2$. Using [Sc], [CM2], and $\text{dist}(\gamma_0; \partial\gamma) > 1=4$,

$$\int_Z (1 + \int |x|^2) \leq C_1 \text{Area}(T_2(\gamma_1; \gamma_0)); \quad (\text{II.1.24})$$

$$\int_{T_{R_0}(\gamma_1; \gamma_0)} |x|^2 + \int_{T_{R_0}(\gamma_1; \gamma_0) \setminus f} |x|^2 \leq C_1 R_0 + C_1 \text{Area}(T_1(\gamma_1; \gamma_0)): \quad (\text{II.1.25})$$

Since $\gamma_1 \subset \partial\gamma_0$ satisfies (A) with $C_0 = 0$ and (D), Lemma II.1.11 gives a simple curve γ_1 (and γ_1, γ_2) satisfying (A) with $C_0 = 0$, (C), (D), and (II.1.12); let $\gamma_0 \subset \gamma_0$ be the component of $\gamma_0 \cap \gamma_1$ containing γ_2 . By the triangle inequality,

$$T_t(\gamma_1; \gamma_0) \subset T_{t+1=4}(\gamma_1; \gamma_0) \subset T_{t+1=4}(\gamma_1; \gamma_0) \cup (\gamma_0 \cap \gamma_0): \quad (\text{II.1.26})$$

Note that $\gamma_0 \cap \gamma_0$ is a disk with boundary $\gamma_1 \cup \gamma_1 \cup (\gamma_1 \cap \gamma_1) \cup (\gamma_2 \cap \gamma_2)$. Hence, by minimality, Stokes' theorem, (B), $\int_Z |x|^2 \leq 5=4$ on $\partial(\gamma_0 \cap \gamma_0)$, and (II.1.12),

$$4 \text{Area}(\gamma_0 \cap \gamma_0) = \int_{\gamma_0 \cap \gamma_0} |x|^2 - 2 \int_{\gamma_1 \cup (\gamma_1 \cap \gamma_1) \cup (\gamma_2 \cap \gamma_2)} |x| \leq C_1^0 \text{Area}(T_1(\gamma_1; \gamma_0)): \quad (\text{II.1.27})$$

Inserting (II.1.24), (II.1.25) into Lemma II.1.3 applied to γ_1 and using (II.1.12), (II.1.26), (II.1.27) gives for $2 \leq t \leq R_0$

$$\text{Area}(T_t(\gamma_1; \gamma_0)) \leq C_2 \text{Area}(T_2(\gamma_1; \gamma_0)) t^2; \quad (\text{II.1.28})$$

giving the second inequality in (II.1.21). Set $T_t = T_t(\gamma_1; \gamma_0)$ (define $T_{s,t}$ similarly) and set $L(t) = \frac{1}{\text{Area}(T_t)} \int_{\partial T_t} 1$. By (II.1.28), the coarea formula, and integration by parts,

$$\begin{aligned} \int_{R_0=1}^{R_0} L(t) t^2 dt &= \text{Area}(T_{R_0=1}) \int_{R_0=1}^{R_0} t^{2-R_0} dt + 2 \int_{R_0=1}^{R_0} \text{Area}(T_{R_0=1,t}) t^3 dt \\ &\leq C_2 (1 + 2 \log R_0) \text{Area}(T_2) \leq C_3 \log R_0 \text{Area}(T_2); \end{aligned} \quad (\text{II.1.29})$$

$$\int_1^{R_0} L(t) t^2 dt \leq \text{Area}(T_{1,1}) \int_1^{R_0} t^2 dt + 2 \int_1^{R_0} \text{Area}(T_{1,t}) t^3 dt \leq C_3 \log R_0 \text{Area}(T_2); \quad (\text{II.1.30})$$

Define a (radial) cut-off function χ by

$$\begin{aligned} \chi &\geq \log \text{dist}_0(\gamma_1; \gamma_0) = \log R_0 && \text{on } T_{1,1}; \\ &= 1 && \text{on } T_{1,R_0=1}; \\ &\leq \log R_0 - \log \text{dist}_0(\gamma_1; \gamma_0) = \log R_0 && \text{on } T_{R_0=1,R_0}. \end{aligned} \quad (\text{II.1.31})$$

Using the bounds (II.1.29) and (II.1.30), we get

$$\begin{aligned} \int_{T_{1,1}} \chi^2 &= \int_{T_{1,1}} \chi^2 + \int_{T_{R_0=1,R_0}} \chi^2 \\ &\leq \frac{1}{(\log R_0)^2} \int_1^{R_0} \frac{L(t)}{t^2} dt + \frac{1}{(\log R_0)^2} \int_{R_0=1}^{R_0} \frac{L(t)}{t^2} dt \leq \frac{C_3 \text{Area}(T_2)}{\log R_0}. \end{aligned} \quad (\text{II.1.32})$$

Substituting χ into the stability inequality, we get using (II.1.25) and (II.1.32)

$$\int_{T_{1,R_0=1}} \chi^2 \leq \int_{T_{R_0} \setminus \{f\}} \chi^2 + 2 \int_{T_{R_0}} \chi^2 + 2 \int_{T_{1,1}} \chi^2 \leq C_1 R_0 + \frac{2C_3 \text{Area}(T_2)}{\log R_0}; \quad (\text{II.1.33})$$

Finally, Lemma II.1.15 (and (II.1.28) for $t=1$) gives the first inequality in (II.1.21).

We will prove Theorem II.1.2 by considering two separate cases depending on the area of $T_1(\gamma)$. When $\text{Area}(T_1(\gamma))$ is small, the next corollary will show that (1) of Theorem II.1.2 holds. On the other hand, when $\text{Area}(T_1(\gamma))$ is large, we will show in the next section, using Corollary II.1.45 below, that (2) of Theorem II.1.2 holds.

Corollary II.1.34. Given C_a , there exists $\epsilon_a > 0$ so: Let $\Omega \subset \mathbb{R}^3$ be a stable embedded minimal planar domain, $\partial \Omega = B_1 \setminus \{0\}$ connected, and $\text{dist}(\gamma; \partial \Omega) > R$. If $R > \frac{2}{\epsilon_a}$ and $\text{Area}(T_1(\gamma)) \leq C_a$, then Ω contains a graph γ_g (after a rotation) over $D_{R=\epsilon_a} \cap D_{\epsilon_a}$ with gradient ≤ 1 and $\text{dist}(\gamma; \gamma_g) \leq 2/\epsilon_a$.

Proof. Lemma II.1.13 gives a simple closed noncontractible curve $\gamma_{1=32;1=4}(\gamma)$ and with $\text{Length}(\gamma) + |\gamma_g| \leq C_1 [\text{Area}(T_1(\gamma)) + 1]$. Since Ω is a planar domain, γ separates in Ω ; let Ω_1 be the component of Ω which does not contain γ . By Lemma II.1.3 (which applies with $\gamma_1 = \gamma_2 = \gamma$), we get for $1 \leq t \leq R$

$$\text{Area}(T_t(\gamma; \gamma)) \leq C(C_a + 1)t^2; \quad (\text{II.1.35})$$

Given $\kappa > 4$, by (II.1.35) and the logarithmic cut-off trick in the stability inequality (cf. (II.1.33)), we get that $\int_{T_{-2;2R}(\cdot; \cdot)} |\nabla f|^2 \leq C_2 (C_a + 1) \log \frac{1}{R}$. Combining this with (II.1.35) and the Cauchy-Schwarz inequality gives for $t = 2$ $R =$

$$\int_{T_{t;2t}(\cdot; \cdot)} |\nabla f|^2 \leq \text{Area}(T_{2t}(\cdot; \cdot)) \int_{T_{-2;2R}(\cdot; \cdot)} |\nabla f|^2 \leq \frac{C_3 (C_a + 1) t}{(\log \frac{1}{R})^{1/2}} : \quad (\text{II.1.36})$$

Applying the coarea formula on $T_{t;2t}$ for $t = 2; R = \frac{1}{R}$, (II.1.36) gives a (possibly disconnected) planar domain $\Omega_0 \subset T_{-2;2R}(\cdot; \cdot)$ with $T_{-R;R}(\cdot; \cdot) \subset \Omega_0$, $\partial \Omega_0 = \bigcup_{i=1}^n \gamma_i$, and

$$\sum_{i=1}^n \int_{\gamma_i} |\nabla f|^2 \leq \frac{C_3 (C_a + 1)}{(\log \frac{1}{R})^{1/2}} : \quad (\text{II.1.37})$$

We now take $\kappa = (C_a) > 4$ so that $C_2 (C_a + 1) \log \frac{1}{R} < 1$ and $C_3 (C_a + 1) (\log \frac{1}{R})^{1/2} < 1/4$. Using $\int_{\Omega_0} |\nabla f|^2 < 1$, (II.1.37) (which implies equation (1.13) in [CM 7] with $\kappa = 1/4$), and that the Gauss map is conformal, proposition 1.12 of [CM 7] implies that on each component Ω_0^k of Ω_0 we get $n(\frac{k}{0}) = B_{1/2}(a_k)$, where $a_k \in S^2$ (n is the unit normal to \cdot). Hence, Ω_0 is a (possibly multi-valued) graph. Since Ω_0 is embedded, the corollary now follows easily (cf. lemma 1.10 in [CM 4]).

We construct next from curves $\gamma_1, \gamma_1, \gamma_2$ in a stable surface the desired multi-valued graph. (The existence of the curves $\gamma_1, \gamma_1, \gamma_2$ will be established in the next section.) First we need the following two lemmas:

Lemma II.1.38. Given $C_1; \epsilon_0 > 0$, there exists $\epsilon_1 > 0$ so if B_1 is minimal, $\sup_{B_{1/2}} |\nabla f|^2 \leq \epsilon_1$, and $\sup_{B_1} |\nabla f|^2 \leq C_1$, then $\sup_{B_{3/4}} |\nabla f|^2 \leq \epsilon_0$.

Proof. Suppose not; it follows that there is a sequence $\{j\}$ of minimal surfaces with $\sup_{B_{1/2}} |\nabla f|^2 \leq \epsilon_1$, $\sup_{B_1} |\nabla f|^2 \leq C_1$, and $\sup_{B_{3/4}} |\nabla f|^2 > \epsilon_0 > 0$. The uniform bound $\sup_{B_1} |\nabla f|^2 \leq C_1$ (and standard elliptic estimates) gives a subsequence which converges in $C^{2;\epsilon}$ to a limit γ_1 . It follows that γ_1 is minimal, $|\nabla f|^2 = 0$ on $B_{1/2}$, and $\sup_{B_{3/4}} |\nabla f|^2 \geq \epsilon_0 > 0$. By unique continuation, γ_1 is at contradicting that $\sup_{B_{3/4}} |\nabla f|^2 \leq \epsilon_0 > 0$.

The next lemma will be applied both when Ω is an annulus and when Ω has boundary on the sides. When Ω is an annulus, the condition (II.1.40) will be trivially satisfied and it will be possible for Ω to contain a graph instead of a multi-valued graph.

Lemma II.1.39. Given $N; S_0 > 4$, $\epsilon > 0$, there exist $C_b > 1$, $\delta > 0$ so: Let R^3 be a stable embedded minimal surface and $\Omega = B_1 \setminus \partial$. If $\gamma : [0; S_0] \rightarrow R^3$ is a geodesic with $\text{dist}(\gamma(t); \partial) = t$ for $0 \leq t \leq S_0$, $\sup_{B_{S_0/16}(\gamma(S_0))} |\nabla f|^2 \leq S_0^2$, and for $0 \leq t \leq S_0$

$$\text{dist}_{nT_{t=8}(\cdot; \cdot)}(\gamma(t); \partial) \leq C_b t; \quad (\text{II.1.40})$$

then (after a rotation of R^3) Ω contains either an N -valued graph $\gamma_{2;S_0=2}^{N;N}$, or a graph $\gamma_{2;S_0=2}$, with gradient $|\nabla f| \leq r$, and $(4) \leq \gamma_{2;5}^i$ (or in $\gamma_{2;5}$).

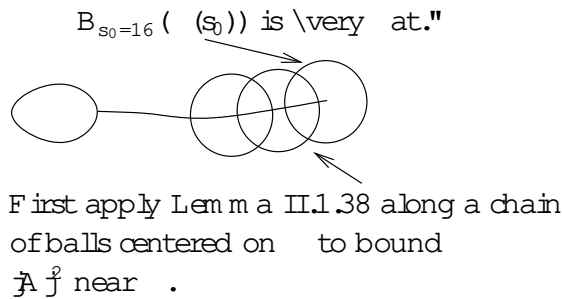


Figure 12. The proof of Lemma II.1.39: Repeatedly applying Lemma II.1.38 along chains of balls builds out a "very" region in Σ .

Proof. Combining estimates for stable surfaces of [Sc], [CM2] and (II.1.40), gives for $0 < t \leq S_0$

$$\sup_{B_{t=2}(\gamma(t))} \int \kappa_g^2 \leq C_0 t^{-1}; \quad (\text{II.1.41})$$

Fix $\epsilon_0 > 0$ to be chosen small depending on S_0 . Using (II.1.41) and repeatedly applying Lemma II.1.38 along a chain of balls with centers in γ , see Fig. 12, there exists $\epsilon_1 = \epsilon_1(S_0; \epsilon_0; C_0) > 0$ so that if $\int \kappa_g^2 \leq \epsilon_1$, then for $1 \leq t \leq S_0$

$$\sup_{B_{t=32}(\gamma(t))} \int \kappa_g^2 \leq \epsilon_0 t^{-1}; \quad (\text{II.1.42})$$

Since γ is a geodesic in Σ , (II.1.42) gives the bound $\kappa_g^R(t) \leq \epsilon_0 t^{-1}$ for the geodesic curvature of γ in \mathbb{R}^3 . It follows that for $1 \leq t \leq S_0$

$$|\dot{\gamma}(t) - \dot{\gamma}(1)| + |\dot{\gamma}(t) - \dot{\gamma}(1)| \leq \int_1^{S_0} \frac{ds}{s} \leq 2\epsilon_0 \log S_0; \quad (\text{II.1.43})$$

ie., γ is C^1 -close to a straight line segment in \mathbb{R}^3 and $\dot{\gamma}$ is almost constant on γ . Rotate so that $\dot{\gamma}(1) = (1; 0; 0)$ (ie., so $\dot{\gamma}(1)$ points in the x_1 -direction). For $\epsilon_0 > 0$ small, (II.1.43) (and $|\dot{\gamma}(0)| \geq B_1$) implies that for $1 \leq t \leq S_0$

$$3t \leq 4 \leq x_1(\gamma(t)) \leq 1 + t; \quad (\text{II.1.44})$$

We will now argue as in (II.1.41)–(II.1.42) to extend the region where Σ is graphical, this time using balls centered on cylinders (ie., building out the multi-valued graph in the x_1 -direction). Suppose now that $4 \leq s \leq S_0 = 2$ and $\gamma_{0,s} = \{x_1^2 + x_2^2 = s^2\} \cap \Sigma$. Using (II.1.42), $B_{C_2 s}(\gamma_{0,s})$ is a graph with gradient $\leq C_2^0 \epsilon_0$ over $\gamma_{0,s}$. In particular, also using (II.1.43), $\partial B_{C_2 s}(\gamma_{0,s})$ contains a point $\gamma_{1,s} \in \{x_1^2 + x_2^2 = s^2\} \cap \Sigma$. Using Lemma II.1.38, we can therefore repeat this to find $\gamma_{2,s}$, etc. It follows from (II.1.40) that we can continue this until either it closes up (giving a graph) or we have the desired N -valued graph $\Sigma_{2s_0=2}^N$ with gradient $\leq \epsilon_0$, $\int \kappa_g^2 \leq \epsilon_0$, and which contains (4).

In the next corollary $B_{2R} \subset \mathbb{R}^3$ will be a stable embedded minimal annulus with $\partial B_{1/4} \subset \partial B_{2R}$ where $B_1 \setminus \partial$ is connected and suppose γ_0 is a disk satisfying (A) for $C_0 = 0$, (B), (D). Let $\Sigma = B_1 \setminus \partial$ so Σ is a simple closed curve. Assume

also that the following strengthening of (A') holds:

(A'') $\text{dist}(\gamma_i(t); \gamma) = t$ for $0 \leq t \leq \text{Length}(\gamma_i)$.

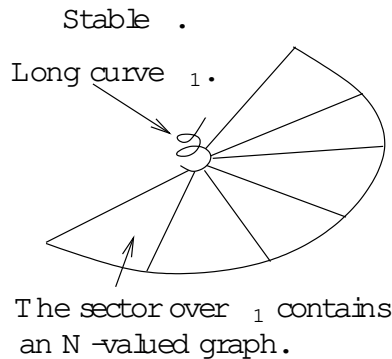


Figure 13. Corollary II.1.45: A stable tubular neighborhood of a long curve γ_1 contains an N -valued graph γ_N with $\gamma_N \cdot R = \gamma_1$.

Corollary II.1.45. See Fig. 13. Given $N; \epsilon > 0$, there exist $\epsilon_0; R_0 > 1$ so if ϵ, ϵ_0 are as above, and $\text{Area}(T_1(\gamma_1)) \leq 4R_0^2(R_0 + 1)$, then (after a rotation of R^3) γ_1 contains an N -valued graph γ_N with $\gamma_N \cdot R = \gamma_1$ and

$$\text{dist}(\gamma_1; \gamma_N) < 2\epsilon_0 + C_1 \text{Area}(T_1(\gamma_1)) : \quad (\text{II.1.46})$$

Proof. Proposition II.1.20 gives C so that for $\epsilon \leq R_0\epsilon_0$ (where $\epsilon_0 > 4$ and $R_0^2 > 2\epsilon_0^2$)

$$\text{Area}_Z(T_2(\gamma_1; \epsilon_0)) \leq C \text{Area}(T_1(\gamma_1; \epsilon_0)) : \quad (\text{II.1.47})$$

$$\gamma_N \cdot R = \gamma_1 \quad \frac{C}{\log \epsilon_0} \text{Area}(T_2(\gamma_1; \epsilon_0)) : \quad (\text{II.1.48})$$

(Here we also used $\text{Area}(T_1(\gamma_1)) \leq 4R_0^2(R_0 + 1)$ in (II.1.48).) Set $S = \epsilon_0$. Choose a maximal disjoint collection of balls $B_{S/4}(\gamma_1); \dots; B_{S/4}(\gamma_n)$ with centers in $T_{S/2S}(\gamma_1; \epsilon_0)$. Since γ_1 is an annulus without boundary on the sides and $R_0 > 5S/2$, it follows from (A') that $B_{S/2}(\gamma_j) \setminus \gamma_1 = \emptyset$; we use this twice. First, since $T_{S/2S}(\gamma_1; \epsilon_0)$ is contained in the union of the double balls and $(S/4)^2 \text{Area}(B_{S/4}(\gamma_j)) \leq \text{Area}(B_{S/2}(\gamma_j)) \leq C S^2$ by stability (see [CM 2]), we have $n \leq C S^{-2} \text{Area}(T_{S/2S}(\gamma_1; \epsilon_0))$. Second, again by stability, [CM 2], $\gamma_N \cdot R = \gamma_1$ and $\gamma_N \cdot R = \gamma_1$. Combining this with (II.1.47) and (II.1.48), we can find j so that $\gamma_N \cdot R = \gamma_1$ and $\gamma_N \cdot R = \gamma_1$, and therefore, by the mean value inequality, $\sup_{B_{S/8}(\gamma_j)} \gamma_N \cdot R < C S^{-2} = \log \epsilon_0$.

Let $\gamma : [0; \gamma] \rightarrow \mathbb{R}^2$ be a minimal geodesic from γ_j to γ_1 ; note that $S \leq \gamma \leq 2S$. Using that the sides $\gamma_1; \gamma_2$ are minimizing (ie., (A')), it follows that $\gamma_1 \cdot R = \gamma_2$. Furthermore, since γ_1 is an annulus, (A') implies that

$$\text{dist}_{nT_1(\gamma)}(\gamma_1; \gamma_2) \leq R/2 : \quad (\text{II.1.49})$$

In particular, given $\epsilon_1; N_1 > 1$ and $\epsilon_1 > 0$, there exists ϵ_0 (and hence R_0) large so we can apply Lemma II.1.39 to get either a graph $\gamma_{S=\epsilon_1; S=2}$ or an initial multi-valued graph

$\Gamma_{S=1}^{N_1, N_1}$ with gradient $\nabla \phi|_{\Gamma_{S=1}} = r$, and $(4S=1) \cdot 2 \cdot \frac{1}{2S=1} \cdot 5S=1$. However, since $\text{Area}(T_1(\Gamma_1)) \leq 4R_0^2(R_0 + 1)$, cannot contain a graph $\Gamma_{S=1}^{N_1, N_1}$.

Using theorem II.0.21 of [CM 3], we will next extend $\Gamma_{S=1}^{N_1, N_1}$ to the desired N -valued graph $\Gamma_{S=1}^{N, N}$. Namely, let P be the vertical plane $fx_1 = 2S=1 \cdot g$. We claim first that each component of $P \setminus \Gamma$ goes off to ∂B_{2R} . To see this, note that by the maximum principle, any closed curve in $P \setminus \Gamma$ would be homologous to the interior boundary of Γ and together these two curves would span an annulus in Γ violating the convex hull property (using the multi-valued graph in Γ to connect this annulus to $fx_1 = 2S=1 \cdot g$). It follows that two of these nodal curves connect the multi-valued graph out to ∂B_{2R} , giving a curve in Γ with both endpoints in ∂B_{2R} . One component of Γ is a stable disk which is forced to spiral initially. Therefore, by theorem II.0.21 of [CM 3], this extends to the desired multi-valued graph.

II.2. The minimizing geodesics and the proof of Theorem II.1.2

In Proposition II.2.9 and Corollary II.2.10 below, we will construct them in minimizing geodesics γ_1, γ_2 needed for Corollary II.1.45. To do that we will first need the following lemmas and corollaries (here T_t is the closed tubular neighborhood and T_t° is the open):

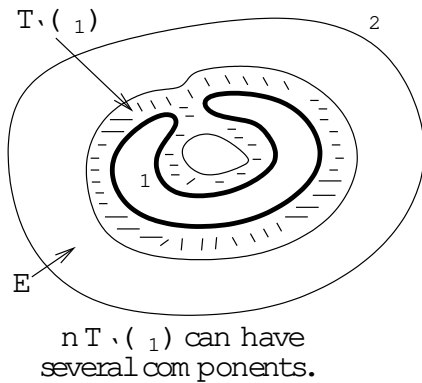


Figure 14. The set E in Lemma II.2.1.

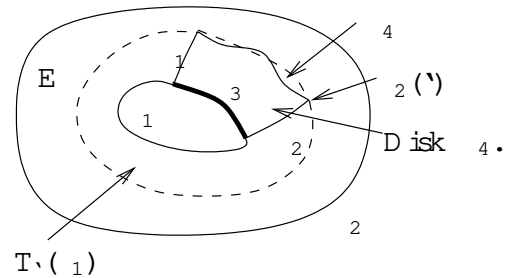


Figure 15. In an annulus with $\partial = \Gamma_1 \cup \Gamma_2$, given geodesics γ_1, γ_2 and a curve γ_3 connecting $\gamma_1(0)$ and $\gamma_2(0)$, Lemma II.2.1 finds a disk D_4 with $\partial D_4 = \gamma_3 \cup \gamma_4 \cup \gamma_1 \cup \gamma_2$ where each point in D_4 is almost distance δ from γ_1 .

Lemma II.2.1. See Fig. 14 and 15. Let Γ be an annulus with $\partial = \Gamma_1 \cup \Gamma_2$, where $\text{dist}(\Gamma_1; \Gamma_2) > \delta + \epsilon$ for $\delta, \epsilon > 0$ and let E be the connected component of $n T_t(\Gamma_1)$ containing γ_2 . Let γ_1, γ_2 be geodesics with

$$\gamma_i : [0; \gamma] \rightarrow \Gamma, \text{dist}(\gamma_i(t); \Gamma_1) = t \text{ for } 0 \leq t \leq \gamma, \text{ and } \gamma_i(\gamma) \in \overline{E} : \quad (\text{II.2.2})$$

If γ_3 is a segment connecting $\gamma_1(0)$ and $\gamma_2(0)$, then there exists a curve $\gamma_4 : T_t(E) \setminus T_t(nE)$ connecting $\gamma_1(\gamma)$ and $\gamma_2(\gamma)$ and so $\gamma_3 \cup \gamma_4 \cup \gamma_1 \cup \gamma_2$ bounds a disk D_4 . Moreover, $D_4 \subset T_{\gamma+\epsilon}(\Gamma_1) \cap T_t^\circ(\Gamma_1)$.

Proof. First, note that $\gamma_1(\cdot), \gamma_2(\cdot) \in \overline{E} \setminus \overline{nE}$ and by definition E , hence $T(E)$, is connected. Moreover, if $x \in nE$ and $\gamma: [0; \cdot] \rightarrow E$ is a geodesic with $\gamma(\cdot) = x$ and $\text{dist}(\gamma(t); \gamma_1) = t$ for $0 \leq t \leq \cdot$, then $\gamma \setminus E = \emptyset$. Hence, also nE and $T(nE)$ are connected. Since $\gamma_1 \in T(nE)$ and $\gamma_2 \in T(E)$, applying van Kampen's theorem to $T(nE) \cup T(E)$ gives that $T(E) \setminus T(nE)$ is path connected and has fundamental group \mathbb{Z} which injects into $\pi_1(\cdot)$. In particular, we get simple curves $\gamma_{1,1}; \gamma_{1,2} \in T(E) \setminus T(nE)$ connecting $\gamma_1(\cdot)$ to $\gamma_2(\cdot)$ and so $\gamma_{1,1} \cup \gamma_{1,2}$ is homologous to γ_1 . Fix ϵ_0 with $\epsilon_0 = \gamma_1 \cup (\gamma_{1,1} \cup \gamma_{1,2})$. The curve $\gamma_3 \cup \gamma_1 \cup \gamma_2$ divides ϵ_0 into two components, one of which is a disk with $\gamma_3, \gamma_1, \gamma_2$, and either $\gamma_{1,1}$ or $\gamma_{1,2}$ in its boundary.

Finally, since $\gamma_4 \in T(E)$ it follows that $\gamma_4 \in nT_+(\gamma_1)$. Likewise it follows from that $\gamma_4 \in T(E) \setminus T(nE)$ and the triangle inequality that $\gamma_4 \in T_+(\gamma_1)$.

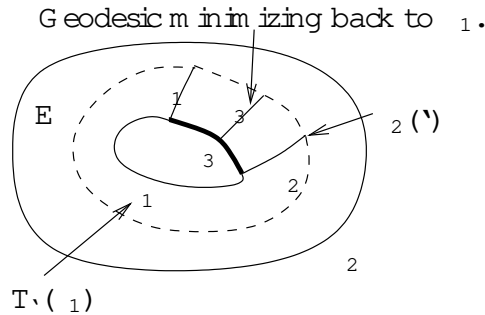


Figure 16. Corollary II.2.3: Finding a geodesic γ_3 satisfying (II.2.2) between two other geodesics γ_1, γ_2 .

Corollary II.2.3. See g. 16. Let $E, \gamma_1, \gamma_2, \gamma_3, \gamma_4$ be as in Lemma II.2.1. If $\gamma_1(\cdot) \notin \gamma_2(\cdot)$, then there exists a geodesic γ_3 different from γ_1, γ_2 , intersecting γ_3 , and satisfying (II.2.2).

Proof. Let $\gamma \in n(\gamma_1 \cup \gamma_2)$ be a simple curve from γ_3 to γ_2 and so $\gamma \setminus \gamma_1 \setminus \gamma_3$ is one point. Fix $\epsilon > 0$ with $3 < \text{dist}(\gamma_1 \cup \gamma_2; \cdot)$. For $\epsilon > 0$ small (in particular, $\epsilon < \text{dist}(\gamma_1 \cup \gamma_2; \cdot)$), let $\gamma_{1,1}, \gamma_{1,2}$ be given by Lemma II.2.1. Let γ be the component of $\gamma \setminus \gamma_4$ intersecting γ_3 and let $\gamma_3: [0; \cdot] \rightarrow E$ be a geodesic with $\gamma_3(\cdot) = \gamma \cap \gamma_1$ and $\text{dist}(\gamma_3(t); \gamma_1) = t$ for $0 \leq t \leq \cdot$. Since $\gamma_4 \in T_+(\gamma_1) \cap T_+(\gamma_1)$, then $\gamma_4 \in T_+(\gamma_1)$. Moreover, by the triangle inequality, if $\epsilon < \cdot$, then $B(\epsilon; \gamma_1) \setminus \gamma_3 = \emptyset$; for $k = 1, 2$, hence $B(\epsilon; \gamma_1) \setminus (\gamma_1 \cup \gamma_3) = \emptyset$ for $k = 1, 2$ and $\epsilon < \cdot$. We claim that

$$[\gamma_3 \cap T(nE)] \text{ where } \epsilon > 0 \text{ as } \epsilon > 0: \quad (\text{II.2.4})$$

Suppose that (II.2.4) fails; it follows that there exists a sequence $\epsilon_i \rightarrow 0$ and $x_i \in \gamma_i$ with $x_i \rightarrow x$, where $x_i \in \gamma_i \cap T(nE) \cap E$ for some $\epsilon > 0$. Since E is open and connected, there exists a curve γ from x to γ_2 and so $\gamma \in nT_0(nE)$ for some $\epsilon_0 = \epsilon_0(x) > 0$. For i sufficiently large, we can extend γ_i to a curve $\gamma_i \in nT_{\epsilon_0=2}(nE)$ from x_i to γ_2 . However, $\gamma_1 \cup \gamma_2 \cup \gamma_{1,1} \cup \gamma_{1,2} \in T_1(nE)$ separates x_i from γ_2 which is a contradiction for i sufficiently large. Hence, (II.2.4) holds.

Pick a sequence $\epsilon_i > 0$ with $\epsilon_i \rightarrow 0$. After passing to a subsequence, we can assume that $\epsilon_{j,3} \rightarrow \epsilon_3$. It is clear that $\gamma_3 : [0; \epsilon] \rightarrow \mathbb{R}^3$ is a geodesic with $\gamma_3(0) \in \partial B_1 \cap f_1(0); \gamma_2(0)g$, $\text{dist}(\gamma_3(t); \gamma_1) = t$ for $0 \leq t \leq \epsilon$, and $\gamma_3(\epsilon) \in \overline{E}$. It remains to show that $\gamma_3(0) \in \gamma_3$.

If $\gamma_3(0) \notin \gamma_3$, then $\text{dist}(\gamma_3(0); \gamma_3) > 0$ (since $\gamma_3(0) \in \partial B_1 \cap f_1(0); \gamma_2(0)g$) and therefore $\text{dist}(\gamma_{j,3}(0); \gamma_3) > 0$ for j large. It follows that $\gamma_j \cap \gamma_{j,3}$ divides γ_j into two components $\gamma_{j,1}$, $\gamma_{j,2}$ with $\gamma_1(\epsilon) \in \gamma_{j,1}$ and $\gamma_2(\epsilon) \in \gamma_{j,2}$. (That $\gamma_1(\epsilon)$, $\gamma_2(\epsilon)$ are in different components follows from that $\gamma_3 \setminus \gamma_1 = \gamma_3 \setminus \gamma_2$ by the triangle inequality.) After possibly switching γ_1 and γ_2 (and going to a subsequence), we can assume that $\gamma_2 \subset \gamma_{j,2}$. Note that, $B(\gamma_1(\epsilon)) \subset \gamma_{j,1}$ since we showed above that $B(\gamma_1(\epsilon)) \setminus (\gamma_j \cap \gamma_3) = \gamma_j$. We will use this to contradict that $\gamma_1(\epsilon) \in \overline{E}$. Namely, let $x \in B(\gamma_2(\epsilon)) \setminus E$ (note that such an x exists since $\gamma_1(\epsilon) \in \overline{E}$). Since E is open and connected, then there exists a curve $\gamma \subset E \cap T_0(\gamma_2)$ for some sufficiently small $\epsilon_0 = \epsilon_0(x) > 0$ which connect x and γ_2 . This contradicts (II.2.4) for j sufficiently large since $\gamma_j \cap \gamma_{j,3}$ separate $\gamma_{j,1}$ and γ_2 .

Lemma II.2.5. If R^3 is an immersed minimal surface with $\partial = \gamma_1 \cup \gamma_2$ where $B_1, \partial_n \gamma_j = 0$ on γ_j (n is the inward normal to ∂), and γ_1, γ_2 have length ϵ , then

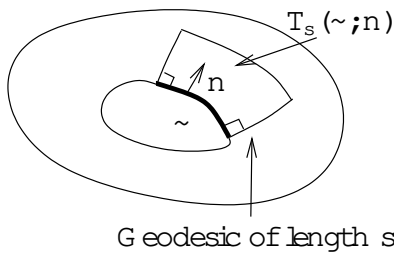
$$\text{Area}(T_1(\gamma)) \leq 4\epsilon^2(\epsilon + 1). \quad (\text{II.2.6})$$

Proof. By minimality, Stokes' theorem, $\partial_n \gamma_j = 0$ on γ_j , and $\gamma_j \subset \epsilon + 1$ on γ_j ,

$$4\text{Area}(\gamma) = \int_{\gamma} \gamma_j^2 = 2 \int_{\gamma_1 \cup \gamma_2} \gamma_j \partial_n \gamma_j \leq 4(\epsilon + 1)\epsilon. \quad (\text{II.2.7})$$

In what follows, if ∂ is a simple curve, n is the inward normal to ∂ , \sim is a segment of ∂ , then (see g. 17)

$$T_s(\sim; n) = f_{\exp_{\sim(t)}(n(t))} \text{dist}(\exp_{\sim(t)}(n(t)); \gamma) = \text{sg} : \quad (\text{II.2.8})$$



Geodesic of length s .

Figure 17. The region $T_s(\sim; n)$ in (II.2.8).

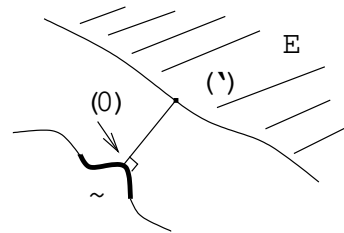


Figure 18. Proposition II.2.9: Finding a geodesic which minimizes back to the curve γ .

Proposition II.2.9. See g. 18. Let R^3 be an immersed minimal annulus, $B_1 \setminus \partial$ a simple closed curve with $\text{dist}(\gamma; \partial) > \epsilon$, $\partial_n \gamma_j = 0$ on γ_j , and let E be as in Lemma II.2.1. If \sim is a segment of ∂ and $\text{Area}(T_1(\sim; n)) > 4\epsilon^2(\epsilon + 1)$, then there exists a geodesic $\gamma : [0; \epsilon] \rightarrow \mathbb{R}^3$ with $\text{dist}(\gamma(t); \gamma) = t$ for $0 \leq t \leq \epsilon$ and $\gamma(0) \in \sim$, $\gamma(\epsilon) \in \overline{E}$.

Proof. Suppose that there is no such geodesic γ . Let B be the set of geodesics satisfying (II.2.2) for $\gamma_1 = \gamma$. It follows easily that $A = f_0(0) \cup \gamma_0 \cup B \cap \gamma$ is a closed subset of \mathbb{R}^n containing more than two points. Let $\hat{\gamma}$ be the connected component of $\mathbb{R}^n \setminus A$ containing γ (note that $\hat{\gamma}$ is open) and let $\partial \hat{\gamma} = f_1(0) \cup \gamma_2(0) \cup \gamma$ where γ_1, γ_2 are the corresponding minimizing geodesics of lengths ℓ .

By Corollary II.2.3, $\gamma_1(\ell) = \gamma_2(\ell)$. In fact, there exists a subset $\hat{\gamma}$ of γ with $\partial \hat{\gamma} = \gamma_1[\ell_2] \cup \hat{\gamma}$. Since $\text{Area}(T_1(\hat{\gamma}; \gamma)) = \text{Area}(T_1(\gamma; \gamma)) = \text{Area}(T_1(\gamma; n)) > 4\ell^2(\ell+1)$, it follows from Lemma II.2.5 that $A \setminus \gamma \neq \emptyset$; which is the desired contradiction and the proposition follows.

Corollary II.2.10. Let R^3 be an immersed minimal annulus, $B_1 \setminus \partial$ is a simple closed curve with $\text{dist}(\gamma; \partial \mathbb{R}^n) > \ell^{-1}$, $\partial_n \times \gamma \neq \emptyset$ on γ , and $\text{Area}(T_1(\gamma; \gamma)) > 12\ell^2(\ell+1)$. For each $z_1 \in \gamma$ there is a segment $\gamma_1 \subset \gamma$ and geodesics $\gamma_1, \gamma_2 : [0; \ell] \rightarrow \mathbb{R}^n$ with $f_1(0) \cup \gamma_2(0) \cup \gamma = \partial \gamma_1$,

$$\text{dist}(\gamma_1(t); \gamma) = t \text{ for } 0 \leq t \leq \ell; \quad (\text{II.2.11})$$

Moreover, for all $\epsilon > 0$ a disk D_ϵ has $\gamma_1, \gamma_2 \cap \partial D_\epsilon \neq \emptyset$, $\text{dist}_0(\partial D_\epsilon \cap \gamma_1 \cup \gamma_2) > \ell^{-1}$,

$$15\ell^2(\ell+1) > \text{Area}(T_1(\gamma_1; \gamma_2)) > 4\ell^2(\ell+1); \quad (\text{II.2.12})$$

Proof. Let $\gamma_1, \gamma_2, \gamma_3$ be three consecutive (disjoint) subsegments of γ with $z_1 \in \gamma_2$ being the "middle one" and so for each i

$$5\ell^2(\ell+1) > \text{Area}(T_1(\gamma_i; n)) > 4\ell^2(\ell+1); \quad (\text{II.2.13})$$

By Proposition II.2.9 applied to both γ_1 and γ_3 , we get geodesics $\gamma_1, \gamma_2 : [0; \ell] \rightarrow \mathbb{R}^n$ satisfying (II.2.11) and with $\gamma_1(0) \in \gamma_1, \gamma_2(0) \in \gamma_3, \gamma_i(\ell) \in \overline{E}$ (where E is the connected component of $\mathbb{R}^n \setminus T_1(\gamma)$ containing γ_2). Let γ_1 be the segment of γ between $\gamma_1(0)$ and $\gamma_2(0)$ and containing z_1 . By Lemma II.2.1 there is a disk D_ϵ with $\gamma_1, \gamma_2 \cap \partial D_\epsilon \neq \emptyset$, and $\text{dist}_0(\partial D_\epsilon \cap \gamma_1 \cup \gamma_2) > \ell^{-1}$. We need to show (II.2.12). Since γ_2 is the lower bound in (II.2.12) follows easily from (II.2.13). To see the upper bound, observe that if $x \in T_1(\gamma_1; \gamma_2)$, then clearly $\text{dist}(x; \gamma) = \text{dist}_0(x; \gamma_1)$ and hence

$$T_1(\gamma_1; \gamma_2) = \bigcup_{i=1,2,3} T_1(\gamma_i; n); \quad (\text{II.2.14})$$

From (II.2.13) and (II.2.14), the upper bound in (II.2.12) follows.

Proof. (of Theorem II.1.2). Given N, ℓ , let ℓ_0, R_0 be given by Corollary II.1.45. Set $\gamma = \partial B_1 \setminus \partial \gamma_1(\partial)$ and note that $\partial_n \times \gamma \neq \emptyset$ and $B_1 \setminus \partial$ is connected since γ is an annulus. Suppose that $\text{dist}(\gamma; \partial \mathbb{R}^n) > R_0$. By Corollary II.1.34, (1) holds if $\text{Area}(T_1(\gamma)) \leq 12R_0^2(R_0+1)$. (Recall that if one component of $B_{R=\ell} \setminus \mathbb{R}^n \setminus B_{\ell}$ contains a graph over $D_{R=\ell} \cap D_{2\ell}$ with gradient ≤ 1 , then every component of $B_{R=C\ell} \setminus \mathbb{R}^n \setminus B_{C\ell}$ is a graph for some $C > 1$.)

On the other hand if $\text{Area}(T_1(\gamma)) > 12R_0^2(R_0+1)$, then it follows from Corollary II.1.45 together with Corollary II.2.10 that (2) holds.

Using that the curvature of a 2-valued embedded minimal graph decays faster than quadratically (this was shown in [CM 8]), we show next (which will be needed in the next section) that such 2-valued graphs contain minimal geodesics close to the radial curve $\gamma = 0$. (In particular, there is such a geodesic which do not spiral.) In this corollary, $\gamma_1(\partial)$ denotes the component of $B_{\ell} \setminus \partial$ containing $B_{\ell} \setminus \partial$.

Corollary II.2.15. There exists $\epsilon > 1$ so: If \mathcal{R} is as in Theorem II.1.2, $\mathcal{R}^{3/2}$ is as in (2) of that theorem (with $N = 3$, $\epsilon = 1$), and $R > \epsilon^2$, then there exists a geodesic $\gamma : [0; \epsilon] \rightarrow \mathcal{R}^{3/2}$ with $\gamma(0) \in B_1$, $\text{dist}(\gamma(t); \gamma(0)) = t$ for $0 \leq t \leq \epsilon$, and $\epsilon R^{1/2} = 4$.

Proof. Fix $\epsilon > 1$ large to be chosen. Set $r = \text{dist}_{\mathcal{R}^{3/2}}(\gamma^2; \gamma)$ and let $\mathcal{R}^{3/2}$ be the graph of u . By Corollary 1.14 of [CM 8], on $S_{\mathcal{R}^{3/2}}^2$ we have $|\text{Hess}_u| \leq C^0(\epsilon) \epsilon^{5/2}$. Hence, on $\mathcal{R}^{3/2}$

$$r |\nabla u| \leq C \epsilon^{5/2} r^{5/2}. \quad (\text{II.2.16})$$

Let $\gamma : [0; \epsilon] \rightarrow \mathcal{R}^{3/2}$ be a minimizing geodesic in $\mathcal{R}^{3/2}$ from (the point) $\gamma^0_{R^{1/2}=3, R^{1/2}=3}$ to $\gamma(\epsilon)$, so $\text{dist}(\gamma(t); \gamma(0)) = t$ for $0 \leq t \leq \epsilon$. In particular, $\gamma(0) \in B_1$ and $\gamma(\epsilon) = \gamma^0_{R^{1/2}=3, R^{1/2}=3}$. Using the radial curve $\gamma^0_{R^{1/2}=3}$ as a comparison (and that $\epsilon = 1$), $\text{Length}(\gamma) = \epsilon R^{1/2} = 2$. Let $\tilde{\gamma}$ be the maximal segment of γ in $\mathcal{R}^{3/2}$ containing $\gamma(\epsilon)$. Since $\tilde{\gamma}$ is a geodesic in $\mathcal{R}^{3/2}$, (II.2.16) gives the bound $k_g^3(t) \leq C \epsilon^{5/2} t^{1/2}$ for the geodesic curvature of $\tilde{\gamma}$ in $\mathcal{R}^{3/2}$. It follows that for $t \leq \epsilon$

$$|\nabla u|(\gamma(t)) \leq C \epsilon^{5/2} \int_0^t s^{1/2} ds \leq C \epsilon^{5/2} \epsilon^{1/2} = 5; \quad (\text{II.2.17})$$

ie., $\tilde{\gamma}$ is C^1 -close to a straight line segment in $\mathcal{R}^{3/2}$. For ϵ large, (II.2.17) implies that either $\tilde{\gamma} \subset B_{R^{1/2}=2}$ or $\tilde{\gamma}$ leaves $B_{R^{1/2}=2}$; the latter is impossible since $\text{Length}(\tilde{\gamma}) = R^{1/2} = 2$. We conclude that $\tilde{\gamma} \subset B_{R^{1/2}=2}$. In particular, $\tilde{\gamma} = \gamma$ and the corollary follows.

II.3. Area growth of stable sectors and the proof of Theorem 0.3

In this section, we show that case (2) in Theorem II.1.2 does not happen and thus Theorem 0.3 follows easily. To do that, we first prove upper and lower bounds for the area of a stable sector over a curve γ_1 if the sides $\gamma_1; \gamma_2$ of the sector are contained in multi-valued graphs $\mathcal{R}_1; \mathcal{R}_2$. By [CM 8], the number of sheets of each \mathcal{R}_i grows at least like \log^2 , giving the lower area bound $\epsilon^2 \log^2$ when the \mathcal{R}_i 's are disjoint. We use this growing number of sheets to construct a function w with small energy and which vanishes on the sides $\gamma_1; \gamma_2$. Inserting in Lemma II.1.3 gives the upper area bound $\epsilon^2 (C + \log \log \epsilon)$ (where $C = C(\gamma_1)$). If ϵ is large depending on C , then these bounds are contradictory and hence the \mathcal{R}_i 's cannot be disjoint.

We will use several times that given $\epsilon > 0$, Proposition II.2.12 of [CM 3] gives $N_g > 0$ so if u satisfies the minimal surface equation on $S_{\epsilon^{N_g/2}, \epsilon^{N_g/2}}^{N_g/2 + N_g}$ with $|\nabla u| \leq 1$, and $w < 0$ (where w is the separation), then $|\text{Hess}_u| + |\nabla w| \leq C$ on $S_{\epsilon^{N_g/2}}^{N_g/2}$. Theorem 3.36 of [CM 7] then yields $|\nabla u| \leq C$. We can therefore assume (after rotating so $u(1; 0) = 0$) that

$$|\nabla u| + |\text{Hess}_u| + 4 |\nabla w| + 2 |\text{Hess}_w| \leq 1 = (2): \quad (\text{II.3.1})$$

The bound on $|\text{Hess}_w|$ follows from the other bounds and standard elliptic theory.

The next lemma shows that an embedded multi-valued minimal graph in a concave cone (intersected with cylindrical shells; see g. 19)

$$C_{\mathcal{R}}(h) = \{x \in \mathcal{R}^2 : |x_3 - h|^2 \leq (x_1^2 + x_2^2); 1 \leq |x_1^2 + x_2^2| \leq R^2\} \quad (\text{II.3.2})$$

has at least \log^2 many sheets. Note that the axis of the cone $C_{\mathbb{R}}(h)$ is the x_3 -axis and the vertex is $(0;0;h)$. We will only need \log sheets for most of what follows, except for the lower bound for the area given in Corollary II.3.16 below.

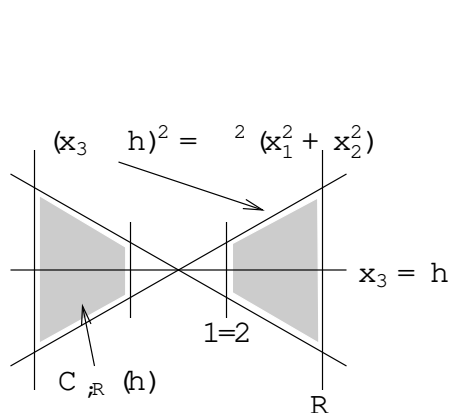


Figure 19. The truncated cone $C_{\mathbb{R}}(h)$.

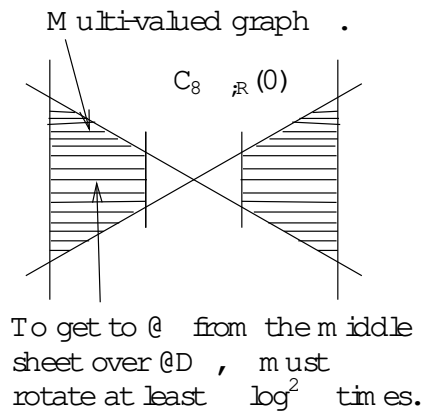


Figure 20. Lemma II.3.3: It takes at least \log^2 rotations for a multi-valued graph to spiral out of the cone $C_{\mathbb{R}}(0)$.

Lemma II.3.3. See Fig. 20. Given $\epsilon > 0$, there exist $0 < C_1 < 1$ and C_2 so: Let $C_{\mathbb{R}}(0)$ with $\theta \in C_{\mathbb{R}}(0)$ be a minimal multi-valued graph of u with $w < 0$ and $u(1;0) = 0$. If the domain of u contains $S_{1=2;\mathbb{R}}^{2, \epsilon/2}$ and u satisfies (II.3.1), then \mathbb{R}^3 contains a (multi-valued) graph over

$$f(\epsilon) \text{ is } \leq C_1 \log^2 \epsilon + \epsilon; 1 \quad \mathbb{R}^{3=4}=2g \quad (\text{II.3.4})$$

with

$$2 \int \mathbb{R}^2 \leq C_2 \epsilon^{5=18}; \quad (\text{II.3.5})$$

Proof. Corollary 1.14 of [CM 8] gives on $S_{1;\mathbb{R}^{3=4}}^{\epsilon}$ that

$$2 \int \text{Hess}_u(\epsilon) \leq C \epsilon^{5=18}; \quad (\text{II.3.6})$$

directly giving (II.3.5) for $j \leq \dots$. By corollary 5.7 of [CM 8], \mathbb{R}^3 contains a (multi-valued) graph over $f(\epsilon) \text{ is } \leq C_1 \log^2 \epsilon + \epsilon; 1 \quad \mathbb{R}^{3=4}=2g$ with $u(\epsilon; 2n) = u(\epsilon; 0)$ for $n \in \mathbb{Z}$, $2 \leq n \leq \log^2 \epsilon$. Applying the Hamack inequality and elliptic estimates to the function $w_n(\epsilon) = u(\epsilon; 2n + \dots) - u(\epsilon; \dots)$ (cf. (1.17) of [CM 8]), we get

$$|u(\epsilon; 2n) - u(\epsilon; 0)| \leq 2 \int \text{Hess}_u(\epsilon; 2n) - \text{Hess}_u(\epsilon; 0) \leq C^0; \quad (\text{II.3.7})$$

Combining (II.3.6) and (II.3.7) then easily gives (II.3.5) in general.

We first define a function $0 \leq 1$ on P (the universal cover of $C_{\mathbb{R}}(0)$) which is 0 on $S_{3=4;\mathbb{R}}^{\epsilon}$, 1 on $f < \mathbb{R}^{3=4}=2gn (S_{1=2;\mathbb{R}}^{2, \epsilon/2} [(II.3.4)])$, and so $\int_P \mathbb{R}^2$ is of the order $(\log \epsilon)^2$ for

large. Namely, set

$$\begin{aligned}
 (;) = & \begin{cases} 0 & \text{for } 1=2 < 3=4; j j ; \\ 1 & \text{for } 1=2 < 3=4; j j C_1 + ; \\ 2 & \text{for } j j ; 3=4 ; \\ 3 & \text{for } 3=4 < e; j j C_1 + ; \\ 4 & \text{for } e ; j j C_1 \log + ; \\ 5 & \text{otherwise :} \end{cases} \quad (\text{II.3.8})
 \end{aligned}$$

Using (II.3.8), define on a (multi-valued) graph over a domain containing $S_{1=2, R}^{2, 2}$ [(II.3.4) in the obvious way. Note that if is as in Lemma II.3.3, then 1 is one on the central sheet $_{3=4, R}^i$ and vanishes before leaves the cone on the top, bottom, or inside.

Corollary II.3.9. Given > 0 , there exists C_3 so if ;u are as in Lemma II.3.3, then $= 0$ over $S_{3=4, R}^i$, $= 1$ on $fx_1^2 + x_2^2 \ R^{3=2}=4g \setminus @$, and for $e < t \ R^{3=4}=2$

$$\begin{aligned}
 & \int_{f < 1; x_1^2 + x_2^2 \leq t^2 g} \mathcal{A} f + \int_{fx_1^2 + x_2^2 \leq t^2 g \setminus} \mathcal{J} f \leq C_3 (1 + \log \log t) : \quad (\text{II.3.10})
 \end{aligned}$$

Proof. Clearly, $= 0$ over $S_{3=4, R}^i$. By Lemma II.3.3, $= 1$ on $fx_1^2 + x_2^2 \ R^{3=2}=4g \setminus @$. To get (II.3.10), first consider as a function downstairs on P . On f eg, $\mathcal{J} f \leq C_0$ and $f \mathcal{J} f \leq 0g \ f \mathcal{J} f \leq C_1 + ; 1=2 \ g$. Similarly, on $fe \ g$, $\mathcal{J} f \leq 1=(C_1 \log)$ and $\mathcal{J} f \leq 1=(\log)$, so that $\mathcal{J} f \leq 2 (C_1 \log)^2$ and $f \mathcal{J} f \leq 0g \ f \mathcal{J} f \leq C_1 \log + \ g$. Therefore, since is a graph with gradient 1, it follows easily that

$$\begin{aligned}
 & \int_{fx_1^2 + x_2^2 \leq t^2 g \setminus} \mathcal{J} f \leq C_0 + \frac{12}{C_1} \int_e^t \frac{ds}{s \log s} = C_0 + \frac{12 \log \log t}{C_1} : \quad (\text{II.3.11})
 \end{aligned}$$

Similarly, using (II.3.5) gives

$$\begin{aligned}
 & \int_{f < 1; x_1^2 + x_2^2 \leq t^2 g} \mathcal{A} f \leq C + 4C_2 \int_e^t (1 + C_1 \log s) s^{23=18} ds \leq C^0 : \quad (\text{II.3.12})
 \end{aligned}$$

Finally, combining (II.3.11) and (II.3.12) gives (II.3.10).

The next corollary gives upper and lower bounds for the areas of tubular neighborhoods in a which satisfies i) {iii) below; see g. 21. ($t @$) is the component of $B_t \setminus$ containing $B_t \setminus @$.)

- i) B_{2R} is a stable embedded minimal surface, $@ \ B_{1=4} [@B_{2R}, B_{1=4} \setminus @$ is connected, $_0$ is a disk, $@_0 = _1 [_2 [_1 [_2 (i : [0; \setminus i)!$ is a geodesic), $_i(0) \leq _1 \ _1 (@)$, and $_i ? \ _1$;
- ii) $_1; _2$ are disjoint (multi-valued) graphs over domains containing $S_{1=2, R}^{2, 2}$ of $u_1; u_2$ satisfying (II.3.1), $w_i < 0$, $_i \ C_8 \ _R(u_i(1; 0))$, $@_i \ @C_8 \ _R(u_i(1; 0))$, and $_i \ (i)_{3=4, R}^i$;
- iii) $\text{dist} (_i(t); _1(@)) = t$ for $0 \leq t \leq \setminus_i, \setminus_i \ R \leq 1$, and $\text{dist} (_2; _1(@)) \leq R \leq 1$.

We first show that intrinsic and extrinsic distances to $_1$ are roughly equivalent (see g. 22):

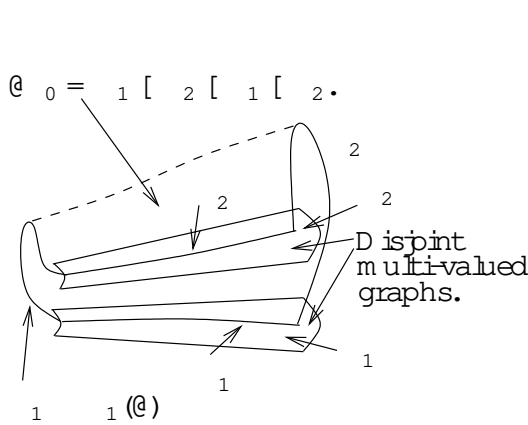


Figure 21. A stable manifold satisfying i) { iii): ∂_0 is a disk with geodesics γ_1, γ_2 in the middle sheets of multi-valued graphs γ_1, γ_2 .

Any point in $B_{t=C_d} \setminus \partial_0$ connects (in ∂_0) to γ_1 by a curve of length t .

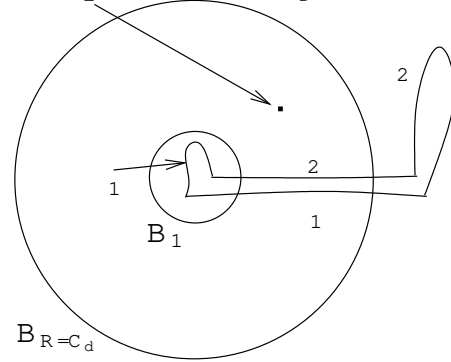


Figure 22. Lemma II.3.13: A chord-arc property for a stable manifold satisfying i) { iii).

Lemma II.3.13. There exists $C_d > 1$ so if i) { iii) hold and $R > C_d$, then $B_{R=C_d} \setminus \partial_2 = \emptyset$; and $B_{t=C_d} \setminus \partial_0 \subset T_t(\gamma_1; \partial_0)$ for $C_d < t < R$.

Proof. Both of these assertions follow easily from stability together with the assumption that ∂_0 contains multi-valued graphs. Namely, suppose that either one failed. It follows easily that there exists a point in ∂_0 which is extrinsically much closer to the origin than its intrinsic distance to the inner boundary of ∂_0 . This easily implies by stability that ∂_0 contains a large almost flat graph over a disk centered at the origin which easily contradicts that ∂_0 contains multi-valued graphs since these would be forced to spiral into the almost flat graph. We will now make this argument precise.

Fix $C_d > 1$ to be chosen. We show first that $B_t \setminus \partial_0 \subset T_{C_d t}(\partial_{1=4} \setminus \partial_0)$ for $1 < t < R = C_d$. Suppose that $y \in B_{R=C_d} \setminus \partial_0$. Fix $C > 2$ and $\epsilon > 0$ to be chosen. Since ∂_0 is stable, [Sc], [CM 2] give $C_d^0 = C_d^0(C; \epsilon)$ so that if $\text{dist}(y; \partial_0) > C_d^0(1 + \epsilon)$, then $B_{C_d^0(1+\epsilon)}(y)$ contains a graph γ_y with gradient ϵ over a disk $B_{C_d^0(1+\epsilon)}(y) \setminus P_y$, where $P_y \subset \mathbb{R}^3$ is the plane tangent to ∂_0 at y . Since ∂_0 is embedded (and since ∂_0 contains a multi-valued graph γ_1 around γ_1 with $\gamma_1(0) \in B_1$), we can choose $C; \epsilon$ so γ_y would then be forced to spiral into γ_1 . This is impossible since ∂_0 is compact. Since $\partial_0 \subset \partial_{1=4} \setminus \partial_0$, it follows that $B_t \setminus \partial_0 \subset T_{2C_d^0 t}(\partial_{1=4} \setminus \partial_0)$ for $1 < t < R = C_d$. Combining this and iii) gives $B_{(R-1)/(2C_d^0)} \setminus \partial_2 = \emptyset$.

Suppose that $y \in B_{R=C_d} \setminus \partial_0$ so (by the first part) we get $y \in \partial_0$ with

$$\text{dist}_0(y; \gamma_1^0) + \text{dist}(\gamma_1^0; \partial_{1=4} \setminus \partial_0) \leq C_d^0(1 + \epsilon) < R : \quad (\text{II.3.14})$$

In particular, $y \in \gamma_1 [\gamma_1 [\gamma_2$. Since $\text{dist}(\gamma_1(t); \gamma_1(\partial_0)) = t$, we get

$$\text{dist}_{\gamma_1}(\gamma_1^0; \gamma_1) \leq C_d^0(1 + \epsilon); \quad (\text{II.3.15})$$

so $\text{dist}_0(y; \gamma_1) \leq 2C_d^0(1 + \epsilon)$ and the lemma follows.

Corollary II.3.16. Given $\epsilon; C_1 > 0$, there exists $C_4 > 0$ so if i) {iii} hold and $R^{3/4} > 12C_d$, then for $e < t \leq R^{3/4} = 4$

$$C_4 \log^2 t \leq t^2 \text{Area}(T_t(\cdot; 0)) \leq 1 + \sum_{T_{C_1}(\cdot; 0)}^Z (1 + \sum_{j=1}^Z (1 + j g_j)) + \log \log t = C_4 : \quad (\text{II.3.17})$$

Proof. Since $\gamma_1 \subset \gamma_1(\partial)$, i) and iii) imply (A) with $C_0 = 0$, (C), and (D) with $\epsilon = R^{-1}$. Using Corollary II.3.9 on $\gamma_1; \gamma_2$, we can define γ on $fx_1^2 + x_2^2 \leq R^{3/2} = 4g \setminus \gamma$ which vanishes on $\gamma_1; \gamma_2$, is one on $fx_1^2 + x_2^2 \leq R^{3/2} = 4g \setminus \gamma$, and satisfies (II.3.10) (with double the constant). Since $T_t(\cdot; 0) \subset fx_1^2 + x_2^2 \leq R^{3/2} = 4g$, inserting (II.3.10) into Lemma II.1.3 (and scaling so $C_1 = 1$) gives the second inequality in (II.3.17).

By Lemma II.3.3, $\gamma_1; \gamma_2$ each contain a (multi-valued) graph over (II.3.4). Suppose now that $e < t < R^{3/4} = (4C_d)$. By Lemma II.3.13, $f_1 < x_1^2 + x_2^2 \leq t^2 g \setminus B_{2t} \setminus T_{2C_d t}(\cdot; \cdot)$ and $B_{2t} \setminus \gamma_2 = \gamma$ (by iii)). Since $\gamma_1 \subset B_1$, $\gamma_1 \subset (\gamma_1)_{3=4; R}$, and $\gamma_1 \setminus \gamma_2 = \gamma$, it then follows easily that $T_{2C_d t}(\cdot; 0)$ contains one component of $f_1 < x_1^2 + x_2^2 \leq t^2 g \setminus \gamma_1 \cap (\gamma_1)_{1; t}$. The first inequality in (II.3.17) follows immediately (after possibly decreasing $C_4 > 0$).

Proof. (of Theorem 0.3). Rescale so that $r_0 = 1$. Set $\hat{\gamma} = \gamma_1(\partial)$ so (since γ is topologically an annulus) $\hat{\gamma} = \gamma_1 \cup \gamma_2$ where $\gamma_1, \gamma_2 \subset \partial B_R$ are the two connected components of $\hat{\gamma}$, and $\gamma_n \cdot \gamma_j = 0$ on γ (where n is the inward normal to $\hat{\gamma}$).

By Theorem II.1.2 we need only prove that (2) does not happen for $\hat{\gamma}$. Suppose it does; we will obtain a contradiction. The key point will be to find two oppositely oriented multi-valued graphs in γ which have fixed bounded distance between them and then apply Corollary II.3.16 for t sufficiently large to get a contradiction.

Fix (ordered) points $z_1; \dots; z_m \in \gamma$ so $\gamma \setminus \{z_1; \dots; z_m\}$ has components $\gamma_{z_1}; \dots; \gamma_{z_m}$ where $\gamma_{z_i} = \gamma_{z_i}; z_{i+1}$ (set $z_{m+1} = z_1$) and $\text{Length}(\gamma_{z_i}) \leq 1$. By Theorem II.1.2 (and the discussion surrounding (II.3.1)), γ_{z_i} contains 3-valued graphs γ_{z_i} of u_{z_i} satisfying (II.3.1) over $D_{R=1} \cap D_{z_i}$ (after a rotation of $R^{3/4}$; a priori this rotation may depend on z_i) and with $\text{dist}(\gamma_{z_i}; (\gamma_{z_i})_{0; 1}^{0; 0}) < d_0$. Combining this with Corollary II.2.15, we get 3-valued graphs γ_{z_i} , geodesics $\gamma_{z_i} : [0; \gamma_{z_i}] \rightarrow (\gamma_{z_i})_{1; R^{1/2}}^i$ with $\gamma_{z_i}(0) \in \gamma_{z_i}$, $\text{dist}(\gamma_{z_i}(t); \gamma_{z_i}(\partial)) = t$ for $0 \leq t \leq \gamma_{z_i}$, and $\gamma_{z_i}(\gamma_{z_i}) \subset B_{R^{1/2}=3}$. After possibly increasing d_0 , we can assume that $d_0 > 2d_0 + 2$. Hence, the curves in γ from z_i to $(\gamma_{z_i})_{1; 1}^{0; 0}$ given by Theorem II.1.2 are contained in $B_{1=2}$. Therefore, since $(\gamma_{z_i})_{1; 1}^{3; 3}$ is a graph, we can choose curves $\gamma_{z_i} : \gamma_{z_i} \rightarrow \gamma_{z_i}(\partial)$ from $z_i(0)$ to z_i with length $\leq 1 + 4$ and so $\gamma_{z_i} \cap B_{1=2}$ is simple with $\gamma_{z_i} \cap B_{1=2} \subset \gamma_{z_i} \subset C$.

It follows immediately from embeddedness that the γ_{z_i} 's are graphs over a common plane. From the gradient estimate (which applies because of estimates for stable surfaces of [Sc], [CM 2]), each component of γ intersected with a concave cone is also a multi-valued graph. Since $\gamma_{z_i} \setminus \gamma_{z_i}(\partial)$ is a closed curve, it must pass between the sheets of each γ_{z_i} . It is now easy to see that each γ_{z_i} contains an oppositely oriented multi-valued graph $\hat{\gamma}_{z_i}$ between its sheets (i.e., n points in almost opposite directions on γ_{z_i} and $\hat{\gamma}_{z_i}$). Furthermore, since Lemma II.3.13 bounds the distance in γ from $\hat{\gamma}_{z_i}$ to γ , we can assume that two of the γ_{z_i} 's are oppositely oriented. We can therefore choose two consecutive 3-valued graphs, $\gamma_{z_j}, \gamma_{z_{j+1}}$,

which are oppositely oriented; rename these γ_1, γ_2 (and similarly the corresponding $\gamma_1, \gamma_2, \gamma_1, \gamma_2$).

By replacing $B_{\rho=2} \setminus (z_j [z_j [z_{j+1})$ with a broken geodesic and finding a simple subcurve as in Lemma II.1.11, we get a simple curve $\gamma_1 \cup \gamma_2$ from $\gamma_1(0)$ to $\gamma_2(0)$ with

$$\int_{\gamma_1 \cup \gamma_2} (1 + |k_g|) \leq C_a : \quad (\text{II.3.18})$$

Furthermore, since $\gamma_1 \cup \gamma_2 \in \mathcal{C}$, $\text{dist}(\gamma_1(t), \gamma_2) = t$ for $0 \leq t \leq \rho_1$. Let ρ_0 be the component of $B_{\rho=2=3} \setminus (\gamma_1 \cup \gamma_2)$ which does not contain γ_2 ; set $\gamma_2 = \rho_0 \cap (\gamma_1 \cup \gamma_2)$. It follows that ρ_0 is a disk and $\text{dist}(\gamma_0, \gamma_2) = 5/8$. Since $(z_i)_{i=1}^3$ is a graph, we can perturb γ_1 near $\gamma_1(0)$; $\gamma_2(0)$ to arrange that $\gamma_1 \cap \gamma_2 = \emptyset$ and $\gamma_1 \cap \gamma_2 = \emptyset$ and so γ_1 still satisfies (II.3.18) with a slightly larger constant C_a . Combining (II.3.18) and estimates for stable surfaces of [Sc], [CM 2], we get

$$\int_{T_{1=8}(\gamma_1; 0)} (1 + |k_g|^2) + \int_{\gamma_1} (1 + |k_g|) \leq C_b : \quad (\text{II.3.19})$$

Hence, (after rescaling) $\gamma_0; \gamma_1; \gamma_2; \gamma_1; \gamma_2; \gamma_1$ satisfy i) {iii}. To get ii), we use [Sc], [CM 2] and the gradient estimate to extend $\gamma_1; \gamma_2$ as multi-valued graphs inside the cones $C_{8-\rho}(\rho=2=4)(u_1(1;0))$; the opposite orientation guarantees that $\gamma_1 \setminus \gamma_2 = \emptyset$. Corollary II.3.16 and (II.3.19) give for $C_5 < t < R^{3/8} = C_5$

$$C_4 \log^2 t \leq t^2 \text{Area}(T_t(\gamma_1; 0)) \leq (1 + C_b + \log \log t) = C_4 : \quad (\text{II.3.20})$$

This gives the desired contradiction for R large, completing the proof.

Part III. Nearby points with large curvature

In this part, we extend Theorem 0.3 (proven for stable surfaces) to surfaces with extrinsic quadratic curvature decay $|k_g|^2 \leq C |k_g|^2$. As mentioned in the introduction, this extension is needed in both [CM 5] and [CM 6]. In [CM 5] it is used for disks to get points of large curvature nearby and on each side of a given point with large curvature (in particular it is used to show that such points are not extrinsically isolated).

Stability was used in the proof of Theorem 0.3 for two purposes: (a) To show intrinsic quadratic curvature decay. (b) To bound the total curvature using the stability inequality. To get the extension to the extrinsic quadratic curvature decay case, we will deal with (a) and (b) separately in the next two sections. To get (a), we relate extrinsic and intrinsic distances (i.e., we show a "chord-arc" property). For (b), we follow section 2 of [CM 4] to decompose a surface with quadratic curvature decay into disjoint almost stable subdomains and a "remainder" with quadratic area growth.

For applications of the results of this part in [CM 5], ρ_t will be a disk and hence $\rho_{0,t}$ is connected for all t (here, and elsewhere, if $0 \leq t \leq \rho$, then $\rho_{0,t}$ denotes the component of $B_t \setminus \{0\}$ containing 0). However, in [CM 6], when we apply the results here to deal with the first possibility in (4) of Theorem 0.1 (i.e., the analog of the genus one helicoid), ρ_t is no longer a disk but ρ_t is still connected (which is assumed in many of the results below).

III.1. Relating intrinsic and extrinsic distances

In this section, $0 \leq t \leq C_b$ is an embedded minimal surface, $\partial \Sigma_t \subset \partial B_R$, $\int_{\Sigma_t} |K|^2 \leq C_1$ on Σ_t , and Σ_t is connected for $1 \leq t \leq R$.

The next lemma shows that only one component of $B_{C_b} \setminus \Sigma_t$ intersects B_2 . The second lemma bounds the radius of the intrinsic tubular neighborhood of $B_2 \setminus \Sigma_t$ containing this component. Combining these iteratively (on decreasing scales) in Corollary III.1.5 gives the "chord-arc" property needed to establish (a).

Lemma III.1.1. Given C_1 , there exists C_b so if Σ_t is not a graph, then $B_2 \setminus \Sigma_t \subset B_{C_b}$.

Proof. Suppose that Σ_1, Σ_2 are disjoint components of $B_{C_b} \setminus \Sigma_t$ with $B_2 \setminus \Sigma_t \subset \Sigma_i$. It follows that there is a component of $B_{C_b} \setminus \Sigma_t$ and a segment $B_2 \setminus \Sigma_t$ so that $\partial \Sigma_t$ is linked with Σ_t (cf. lemma 2.1 in [CM 9]). Since Σ_t is mean convex, we can solve the Plateau problem as in [MeYa2] to get a stable minimal surface Σ_t with $\partial \Sigma_t = \partial \Sigma_t$. The linking implies that $B_2 \setminus \Sigma_t \subset \Sigma_t$. The curvature estimates of [Sc], [CM 2] then give a graph Σ_t of a function u_0 over $D_{C_b=C}$ (after a rotation) with $|\nabla u_0(z)| \leq C_1$. By corollary 1.14 of [CM 8] (applied with $w = 0$), we can assume that on $D_{C_b=C}$

$$|\nabla u_0(z)| \leq C_1 |z|^{5/2} : \quad (\text{III.1.2})$$

In particular, Σ_t is close to a horizontal plane. The lemma now follows from an argument used in [CM 9] (see also [CM 10]) which we now outline: Σ_t intersects a narrow cone about $\partial \Sigma_t$, then contains a long chain of graphical balls (by the gradient estimate), and must then either spiral indefinitely or close up as a graph. Namely, for $t < C_b=C$, Σ_t sits on one side of $\partial \Sigma_t$. However, by lemma 2.4 of [CM 9] (for $t > C_0$), $\partial \Sigma_t$ contains a "low point" y_0 (i.e., $|\nabla u_0(y_0)| \leq \epsilon$ with $\epsilon > 0$ small). The gradient estimate (since $\int_{\Sigma_t} |K|^2 \leq C_1$ on Σ_t) gives a long chain of balls $B_{C_t}(y_i)$ with $y_i \in \partial \Sigma_t \setminus \{y_0\}$ and which is a (possibly multi-valued) graph. Since $\partial \Sigma_t$ cannot spiral forever, this graph closes up. By Rado's theorem (note that no assumption on the topology is needed for this application of Rado's theorem; cf. the proof of theorem 1.22 in [CM 4]), Σ_t is itself a graph, giving the lemma.

Lemma III.1.3. Given C_1, C_b , there exists C_c so if $R > C_c$, then for all $y \in \partial \Sigma_t$

$$\text{dist}(y; B_1 \setminus \Sigma_t) \leq C_c : \quad (\text{III.1.4})$$

Proof. Let $\tilde{\Sigma}$ be the universal cover of Σ_t and $\tilde{\Sigma} \rightarrow \Sigma_t$ the covering map. With the definition of ϵ -stable as in section 2 of [CM 4], the argument of [CM 2] (i.e., curvature estimates for 1/2-stable surfaces) gives $C > 10$ so if $B_{C C_b=2}(z) \subset \tilde{\Sigma}$ is 1/2-stable and $\tilde{\Sigma}(z) = z$, then $\tilde{\Sigma} : B_{5C_b}(z) \rightarrow B_{5C_b}(z)$ is one-to-one and $B_{5C_b}(z)$ is a graph with $B_{4C_b}(z) \setminus \partial B_{5C_b}(z) = \Sigma_t$. Corollary 2.13 in [CM 4] gives $\epsilon = \epsilon(C; C_b) > 0$ so that if $|\nabla u_0(z_1)| < \epsilon$ and $\int_{\Sigma_t} |K|^2 \leq C_1$ on (the disjoint balls) $B_{C C_b}(z_1)$, then each $B_{C C_b=2}(z_i) \subset \tilde{\Sigma}$ is 1/2-stable where $\tilde{\Sigma}(z_i) = z_i$.

We claim that there exists n so $B_1 \setminus B_{(2n+1)C C_b}(y) \subset \Sigma_t$. Suppose not; we get a curve $\partial \Sigma_t \cap T_{C C_b}(B_1 \setminus \Sigma_t)$ from y to $\partial B_{2n C C_b}(y)$. For $i = 1, \dots, n$, x points $z_i \in \partial B_{2n C C_b}(y) \setminus \Sigma_t$. The intrinsic balls $B_{C C_b}(z_i) \subset B_1$ are disjoint, have centers in $B_{C_b} \subset \mathbb{R}^3$, and $\sup_{B_{C C_b}(z_i)} |\nabla u_0| \leq C_1$. Hence, there exist i_1, i_2 with $0 < |z_{i_1} - z_{i_2}| < C^0 C_b n^{-1/3} < \epsilon$, and, by corollary 2.13 in [CM 4], each $B_{C C_b=2}(z_{i_j}) \subset \tilde{\Sigma}$ is 1/2-stable where $\tilde{\Sigma}(z_{i_j}) = z_{i_j}$. By [CM 2],

each $B_{5C_b}(z_{ij})$ is a graph with $B_{4C_b}(z_{ij}) \setminus @B_{5C_b}(z_{ij}) = \emptyset$. In particular, $B_{C_b} \setminus @B_{5C_b}(z_{ij}) = \emptyset$. This contradicts that B_{C_b} connects z_{ij} to $@B_{C_b}(z_{ij})$.

Corollary III.1.5. Given C_1 , there exists C_c so if $y \in B_{R=C_c} \setminus \emptyset$, then

$$\text{dist}(y; B_1 \setminus \emptyset) \leq 2C_c |y| \quad (\text{III.1.6})$$

Proof. Suppose $y \in B_{2^n} \setminus B_{2^{n-1}}$. By Lemma III.1.1, $y \in @B_{C_b 2^{n-1}}$ where $C_b = C_b(C_1)$. Set $y_n = y$. Lemma III.1.3 gives $y_{n-1} \in B_{2^{n-1}} \setminus \emptyset$ with $\text{dist}(y_n; y_{n-1}) \leq C_c 2^{n-1}$.

We can now repeat the argument. Namely, by Lemma III.1.1, $y_{n-1} \in @B_{C_b 2^{n-2}}$ and then Lemma III.1.3 gives $y_{n-2} \in B_{2^{n-2}} \setminus \emptyset$ with $\text{dist}(y_{n-1}; y_{n-2}) \leq C_c 2^{n-2}$, etc. After n steps, we get $y_0 \in B_1 \setminus \emptyset$ with

$$\text{dist}(y; y_0) \leq \sum_{i=1}^n \text{dist}(y_i; y_{i-1}) \leq \sum_{i=1}^n C_c 2^{i-1} \leq 2C_c |y| \quad (\text{III.1.7})$$

III.2. A decomposition from [CM 4]

In lemma 2:15 of [CM 4], we decomposed an embedded minimal surface in a ball with bounded curvature into disjoint almost stable subdomains and a remainder with bounded area. The same argument gives:

Lemma III.2.1. Given C_1 , there exists C_d so: If B_{2R} is an embedded minimal surface with $@B_{2R} \cap B_{1=2}$, and $\int_{B_{1=2}} C_1^2 |x|^2$, then there exist disjoint $1=2$ -stable subdomains $\{j\}$ and a function $0 \leq 1$ on \bar{B}_{2R} which vanishes on $(B_R \cap B_1) \setminus \bigcup_j ([j, j])$ so

$$\text{Area}(f \times 2 \setminus (B_R \cap B_1) \setminus \bigcup_j \{x\} < 1g) \leq C_d R^2; \quad (\text{III.2.2})$$

$$\int_{B_R \setminus \bigcup_j [j, j]} C_d \log R; \quad (\text{III.2.3})$$

In the proof of Theorem 0.5 in the next section, Lemma III.2.1 will be used to extend the area bounds for stable surfaces proven in Sections II.1 and II.3 (specially those in Lemma II.1.3, Proposition II.1.20, and Corollary II.3.16) to minimal surfaces with $\int_{B_1} C_1^2 |x|^2$. This is very similar to how lemma 2:15 of [CM 4] was used in lemma 3:1 of [CM 4].

By Lemma III.2.1, $\int_{B_R \setminus \bigcup_j [j, j]} C_d \log R + \int_{B_R \setminus f} C_1^2 |x|^2$ grows (in R) at most like $\log R$. We use this below in the $1=2$ -stability inequality to get the total curvature bound needed for (b). This is used in the proof of Theorem III.3.1.

III.3. Theorem 0.5 and a generalization

As already mentioned, stability was used in the proof of Theorem 0.3 to establish (a) and (b) in the introduction to Part III; these were extended in the two previous sections to surfaces with a quadratic curvature bound. In [CM 5] we will need the contrapositive of Theorem 0.5, i.e., we will need to find points where the quadratic bound fails. In fact, what we will really need is to find points on "each side" of a multi-valued graph where this fails; this is the following theorem:

(Here $u_1(r_0; 2) < u_2(r_0; 0) < u_1(r_0; 0)$ just says that the two graphs spiral together, one inside the other; cf. theorem 0:6 in [CM 8].)

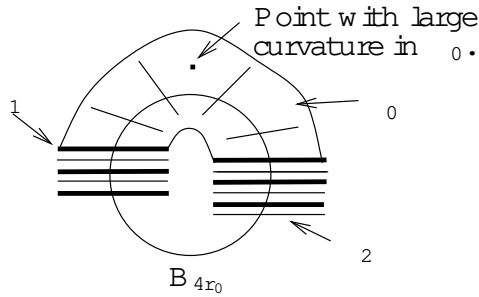


Figure 23. Theorem III.3.1 and Corollary III.3.5 – existence of nearby points with large curvature.

Theorem III.3.1. See g. 23. Given C_1 , there exists C_2 so: Let $0 \leq \rho \leq 2C_2 r_0$ be an embedded minimal surface with connected $\partial \cap B_{2C_2 r_0}$ and $\text{gen}(\partial \cap B_{2C_2 r_0}) = \text{gen}(\partial)$. Suppose $\Gamma_1; \Gamma_2 \subset \mathbb{R}^3 \setminus \{x_3^2\} = (x_1^2 + x_2^2)g$ are (multi-valued) graphs of u_i satisfying (II.3.1) on $S_{r_0; 2C_2 r_0}^2$, $u_1(r_0; 2) < u_2(r_0; 0) < u_1(r_0; 0)$, and $\partial \cap B_{2C_2 r_0}$ a curve from Γ_1 to Γ_2 . If ∂_0 is the component of $\partial \cap B_{2C_2 r_0} \cap (\Gamma_1 \cup \Gamma_2 \cup \partial)$ which does not contain $\partial \cap B_{r_0}$, then

$$\sup_{x \in \partial \cap B_{4r_0}} |j_1^2 - j_2^2|(x) \leq 4C_1^2 : \quad (\text{III.3.2})$$

Proof. Suppose that (III.3.2) fails for some C_1 ; as in the proof of Theorem 0.3, we will show contradictory upper and lower bounds for the area growth for C_2 sufficiently large.

Note that for $r_0 \leq 2C_2 r_0$, it follows from the maximum principle (since u is minimal) and Corollary I.0.11 that $\partial \cap B_{r_0}$ is connected and $\partial \cap B_{r_0}$ is an annulus.

Note also that the gradient estimate (which applies because of the curvature bound) allows us to extend each Γ_i (inside ∂_0) as a graph of u_i over ∂D as long as $|j_i(\cdot)| \leq u_i(\cdot; [\cdot]) \leq C_g$, where $[\cdot] \geq 2$ and $0 \leq [\cdot] \leq 2$. By corollary 1.14 of [CM 8], the curvature of Γ_i decays faster than quadratically. Combining these (and increasing the inner radius), we can assume that each Γ_i extends (inside ∂_0) as a graph until it leaves a cone $\{x_3^2 \leq (x_1^2 + x_2^2)g\}$ for some small $g > 0$. Moreover, these extended multi-valued graphs must stay disjoint since $u_1(r_0; 2) < u_2(r_0; 0) < u_1(r_0; 0)$.

We next choose the inner boundary curve where we argue as in Theorem 0.3. By Lemma III.1.1, $B_{4r_0} \setminus \partial \cap B_{2C_2 r_0}$. In particular, $\partial \cap B_{2C_2 r_0}$ separates $B_{4r_0} \setminus$ from ∂ . We can therefore replace ∂ with a segment of $\partial \cap B_{2C_2 r_0}$ from Γ_1 to Γ_2 so (for the new ∂_0)

$$\sup_{x \in \partial_0} |j_1^2 - j_2^2|(x) \leq 4C_1^2 : \quad (\text{III.3.3})$$

By Corollary III.1.5 (the "chord-arc" property), intrinsic and extrinsic distances to $B_{4r_0} \setminus$ are compatible. Hence, we get

$$\sup_{x \in \partial_0} \text{dist}^2(x; B_{4r_0} \setminus) \leq |j_1^2 - j_2^2|(x) \leq C_3 : \quad (\text{III.3.4})$$

The proof of Theorem 0.3 now applies with two changes (and the minor modifications which result):

(a') The curvature estimates for stable surfaces of [Sc], [CM 2] are replaced with (III.3.4).

(b') The total curvature bound from the stability inequality in (II.1.6) is replaced with the bound using Lemma III.2.1 and the $l=2$ -stability inequality (cf. Lemma 3.1 of [CM 4]).

Namely, using (a') and (b'), the proof of Theorem II.1.2 extends from stable surfaces to surfaces satisfying (III.3.4) (with (b') being used in Lemma II.1.3 and Proposition II.1.20 exactly as in [CM 4]). It follows that each z in (the new) Σ is at a fixed bounded distance from a multi-valued graph (either $\gamma_1; \gamma_2$ or a new multi-valued graph in between). Hence, as in the proof of Theorem 0.3, we can choose two consecutive multi-valued graphs which are oppositely oriented; let γ_1 be the curve connecting these. Next, (b') contributes a new $C_4 t^2 \log t$ term to the upper bound for the area of a sector $T_t(\gamma_1)$ in the upper bound for the area in Corollary II.3.16 where C_4 does not depend on γ_1 (see the last paragraph of Section III.2). However, since the lower bound for the area is on the order of $t^2 \log^2 t$, we get the desired contradiction as before.

In [CM 5], we will use the special case of Theorem III.3.1 where Σ is a disk:

Corollary III.3.5. See g. 23. Given C_1 , there exists C_2 so: Let $0 \leq r \leq 1$ be an embedded minimal disk. Suppose $\gamma_1; \gamma_2 \subset \Sigma \setminus \{x_3\} = (x_1^2 + x_2^2)g$ are graphs of u_i satisfying (II.3.1) on $S_{r_0}^{2,2}$, $u_1(r_0/2) > u_2(r_0/2) < u_1(r_0/4)$, and $\gamma \subset \partial B_{2C_2 r_0}$ a curve from γ_1 to γ_2 . Let γ_0 be the component of $\partial B_{2C_2 r_0} \cap (\gamma_1 \cup \gamma_2)$ which does not contain γ_0 . Suppose either $\gamma \subset \partial B_{2C_2 r_0}$ or Σ is stable and γ_0 does not intersect γ . Then

$$\sup_{x \in \partial B_{4r_0}} |x|^2 \Delta f(x) \leq 4C_1^2 : \quad (\text{III.3.6})$$

Proof. Since Σ is a disk, γ is connected and $\text{gen}(\gamma_0) = \text{gen}(\gamma) = 0$. Hence, Theorem III.3.1 gives the corollary when $\gamma \subset \partial B_{2C_2 r_0}$.

When Σ is stable and γ_0 does not intersect γ , then $\gamma_1; \gamma_2$ each extend inside cones in at least one direction as multi-valued graphs. This gives essentially half of the multi-valued graphs $\gamma_1; \gamma_2$ used in Section II.3 which is all that is needed in the proof of Theorem 0.3. The corollary now follows easily from the proof of Theorem 0.3 (with $\gamma_1; \gamma_2$ causing the same modifications as in Theorem III.3.1).

Note that if C_1 is large, then (III.3.6) would contradict the curvature estimate for stable surfaces of [Sc], [CM 2]. In [CM 5], we will apply Corollary III.3.5 in this way, showing that such a stable Σ does not exist.

In [CM 5], we will also use the other case of Corollary III.3.5, where Σ is not assumed to be stable, to get points of large curvature "metrically" on each side of the multi-valued graph γ_1 . Namely, note first that the curve $\gamma \subset \partial B_{2C_2 r_0}$ in Corollary III.3.5 has the same properties as γ . In [CM 5], γ_0 (and hence also γ) will be on one side of $\gamma_1; \gamma_2$ while $\gamma \subset \partial B_{2C_2 r_0}$ is on the other. Applying Corollary III.3.5 to each of these will give points of large curvature "topologically" on each side of $\gamma_1; \gamma_2$.

In fact, we will see in [CM 5] that if an embedded minimal disk Σ contains one multi-valued graph γ_1 , then it will contain a second multi-valued graph γ_2 which spirals together with γ_1 ("the other half"). We will also see there that $\gamma \subset \partial B_{2C_2 r_0} \cap (\gamma_1 \cup \gamma_2)$ has exactly two components; it follows easily that we can assume γ_+ is above and γ_- is below γ_1 . Applying Corollary III.3.5 to both $\gamma_+; \gamma_-$ will give points of large curvature "metrically" on each side of γ_1 .

Proof. (of Theorem 0.5). It suffices to show that if $\text{Area}(\gamma_0) > C_3 r_0^2$, then (0.6) fails.

Note that for $r_0 \leq R$, it follows from the maximum principle (since γ is minimal) and Corollary I.0.11 that $\partial \mathbb{D}_{0,rs}$ is connected and $\mathbb{D}_{0,rs}$ is an annulus.

The proof is now virtually identical to the proof of Theorem III.3.1 except that it simplifies since we no longer keep track of the two sides and (1) in (analog of) Theorem II.1.2 becomes $\text{Area}(\mathbb{D}_{0,r_0}) \leq C_3^0 r_0^2$.

References

- [CM 1] T. H. Colding and W. P. Minicozzi II, Minimal surfaces, Courant Lecture Notes in Math., v. 4, 1999.
- [CM 2] T. H. Colding and W. P. Minicozzi II, Estimates for parametric elliptic integrands, International Mathematics Research Notices, n. 6 (2002) 291{297.
- [CM 3] T. H. Colding and W. P. Minicozzi II, The space of embedded minimal surfaces of fixed genus in a 3-manifold I; Estimates on the axis for disks, (2001) preprint.
- [CM 4] T. H. Colding and W. P. Minicozzi II, The space of embedded minimal surfaces of fixed genus in a 3-manifold II; Multi-valued graphs in disks, (2001) preprint.
- [CM 5] T. H. Colding and W. P. Minicozzi II, The space of embedded minimal surfaces of fixed genus in a 3-manifold IV; Locally simply connected, preprint.
- [CM 6] T. H. Colding and W. P. Minicozzi II, The space of embedded minimal surfaces of fixed genus in a 3-manifold V; Fixed genus, in preparation.
- [CM 7] T. H. Colding and W. P. Minicozzi II, Minimal annuli with and without slits, Jour. of Symplectic Geometry, vol. 1, issue 1 (2002) 47{62.
- [CM 8] T. H. Colding and W. P. Minicozzi II, Multi-valued minimal graphs and properness of disks, International Mathematics Research Notices, no. 21 (2002) 1111-1127.
- [CM 9] T. H. Colding and W. P. Minicozzi II, On the structure of embedded minimal annuli, International Mathematics Research Notices, no. 29 (2002) 1539{1552.
- [CM 10] T. H. Colding and W. P. Minicozzi II, Complete properly embedded minimal surfaces in \mathbb{R}^3 , Duke Math. J. 107 (2001), no. 2, 421{426.
- [CM 11] T. H. Colding and W. P. Minicozzi II, Embedded minimal disks, To appear in The Proceedings of the Clay Mathematics Institute Summer School on the Global Theory of Minimal Surfaces. MSRI.
- [CM 12] T. H. Colding and W. P. Minicozzi II, Disks that are double spiral staircases, preprint 2002.
- [Fi] D. Fischer-Colbrie, On complete minimal surfaces with finite Morse index in 3-manifolds, Invent. Math. 82 (1985) 121{132.
- [Frm] C. Frohman and W. H. Meeks, The topological uniqueness of complete one-ended minimal surfaces and Heegaard surfaces in \mathbb{R}^3 , J. Amer. Math. Soc. 10 (1997), no. 3, 495{512.
- [HokrW] D. Hoffman, H. Karcher, and F. W. Wei, Adding handles to the helicoid, Bull. Amer. Math. Soc. (N.S.) 29 (1993), no. 1, 77{84.
- [Ka] N. Kapouleas, On desingularizing the intersections of minimal surfaces. Proceedings of the 4th International Congress of Geometry (Thessaloniki, 1996), 34{41, Giachoudis-Giapoulis, Thessaloniki, 1997.
- [LoRo] F. Lopez and A. Ros, On embedded complete minimal surfaces of genus zero, J. Diff. Geom. 33 (1991) 293{300.
- [MeYa1] W. Meeks III and S. T. Yau, The classical Plateau problem and the topology of three-dimensional manifolds. The embedding of the solution given by Douglas-Morrey and an analytic proof of Dehn's lemma, Topology 21 (1982) 409{442.
- [MeYa2] W. Meeks III and S. T. Yau, The existence of embedded minimal surfaces and the problem of uniqueness, Math. Zeit. 179 (1982) 151-168.
- [Sc] R. Schoen, Estimates for stable minimal surfaces in three-dimensional manifolds, Seminar on Minimal submanifolds, Ann. of Math. Studies, v. 103, Princeton University Press (1983).

Courant Institute of Mathematical Sciences and Princeton University, 251 Mercer Street,
New York, NY 10012 and Fine Hall, Washington Rd., Princeton, NJ 08544-1000

Department of Mathematics, Johns Hopkins University, 3400 N. Charles St., Baltimore,
MD 21218

E-mail address: colding@cims.nyu.edu and minicozz@math.jhu.edu