

COUNTING CURVES VIA LATTICE PATHS IN POLYGONS

GRIGORY MIKHALKIN

ABSTRACT. This note presents a formula for the enumerative invariants of arbitrary genus in toric surfaces. The formula computes the number of curves of a given genus through a collection of generic points in the surface. The answer is given in terms of certain lattice paths in the relevant Newton polygon. If the toric surface is \mathbb{P}^2 or $\mathbb{P}^1 \times \mathbb{P}^1$ then the invariants under consideration coincide with the Gromov-Witten invariants. The formula gives a new count even in these cases, where other computational techniques are available.

1. INTRODUCTION: THE NUMBERS $N^{\Delta, \delta}$

Let $\Delta \subset \mathbb{R}^2$ be a convex polygon with integer vertices. It defines a finite-dimensional linear system $\mathbb{P}\mathcal{L}$ of curves in $(\mathbb{C}^*)^2$, where $\mathbb{C}^* = \mathbb{C} \setminus \{0\}$. These curves are the zero loci in $(\mathbb{C}^*)^2$ of the (Laurent) polynomials

$$f(z, w) = \sum_{(j,k) \in \Delta \cap \mathbb{Z}^2} a_{jk} z^j w^k,$$

$a_{jk} \in \mathbb{C}$. The polynomials f themselves form the vector space \mathcal{L} . Recall that the *Newton polygon* of f is $\text{Convexhull}\{(j, k) \mid a_{jk} \neq 0\}$. Thus \mathcal{L} contains polynomials whose Newton polygon is contained in Δ . Clearly $\mathbb{P}\mathcal{L}$ is a complex projective space of dimension

$$m = \#(\Delta \cap \mathbb{Z}^2) - 1.$$

Curves with the Newton polygon Δ form an open dense set $\mathcal{U} \subset \mathbb{P}\mathcal{L}$. A generic curve in \mathcal{L} is a smooth curve of genus

$$l = \#(\text{Int } \Delta \cap \mathbb{Z}^2).$$

Let $C \in \mathbb{P}\mathcal{L}$ be a curve. Even if C is not irreducible we can define its genus $g(C) \in \mathbb{Z}$. Consider the decomposition $C = C_1 \cup \dots \cup C_n$ into the irreducible components C_j . We define $g(C) = \sum_{j=1}^n g(C_j) + 1 - n$. Note that this definition of genus allows for negative values (cf. [1]). If C is singular then its genus is strictly smaller than l .

The curves of genus $l - \delta$ and with the Newton polygon Δ form a subvariety $\Sigma_\delta^\circ \subset \mathcal{U}$ of dimension $m - \delta$. Let $\Sigma_\delta \subset \mathcal{L}$ be the projective closure of Σ_δ° . We define $N^{\Delta, \delta}$ to be the degree of the $(m - \delta)$ -dimensional subvariety Σ_δ in \mathcal{L} . The degree is the intersection number with a projective subspace of codimension $m - \delta$. Curves from \mathcal{L} passing through a point $z \in (\mathbb{C}^*)^2$ form a hyperplane.

The number $N^{\Delta, \delta}$ has the following enumerative interpretation. Let $z_1, \dots, z_{m-\delta} \in (\mathbb{C}^*)^2$ be generic points. The number $N^{\Delta, \delta}$ equals to the number of algebraic curves

The author is partially supported by the NSF.

of Newton polygon Δ and genus $l - \delta$ passing through $z_1, \dots, z_{m-\delta}$. Note that $N^{\Delta,0} = 1$ for any Δ . These numbers get more interesting when $\delta > 0$.

Remark 1. Another way to look at the same problem is to consider the compactification of the torus $(\mathbb{C}^*)^2$. Recall that the polygon Δ defines a compact toric surface $\mathbb{C}T_\Delta$, see e.g. [2]. (Some readers may be more familiar with the definition of toric surfaces by fans, in our case the fan is formed by the dual cones at the vertices of Δ .) The surface $\mathbb{C}T_\Delta$ may have isolated singularities that correspond to some vertices of Δ .

In addition to a complex structure (which depends only on the dual fan) the polygon Δ defines a holomorphic linear bundle \mathcal{H} over $\mathbb{C}T_\Delta$. We have a canonical identification $\Gamma(\mathcal{H}) = \mathcal{L}$, where $\Gamma(\mathcal{H})$ is the space of the sections of \mathcal{H} . The projective space $\mathbb{P}\mathcal{L}$ can be also considered as the space of all holomorphic curves in $\mathbb{C}T_\Delta$ such that their homology class is Poincaré dual to $c_1(\mathcal{H})$. The number $N^{\Delta,\delta}$ is the number of holomorphic curves $\bar{C} \subset \mathbb{C}T_\Delta$ such that $z_1, \dots, z_{m_\delta} \in \bar{C}$, the homology class $[\bar{C}]$ is dual to $c_1(\mathcal{H})$, the Euler characteristic of the normalization of \bar{C} is $2 - 2(l - \delta)$ and no irreducible component of \bar{C} is contained in $\mathbb{C}T_\Delta \setminus (\mathbb{C}^*)^2$.

Remark 2. Note that in the set-up of Remark 1 the number $N^{\Delta,\delta}$ appears related to the Gromov-Witten invariant of $\mathbb{C}T_\Delta$ (see [3]) corresponding to $c_1(\mathcal{H})$. The difference is that the corresponding Gromov-Witten invariant also has a contribution from the curves of genus $l - \delta$ which have components contained in $\mathbb{C}T_\Delta \setminus (\mathbb{C}^*)^2$. This contribution is zero (by the dimension reasons) if $\mathbb{C}T_\Delta$ is smooth and does not have exceptional divisors. Thus if $\Delta = \Delta_d = \text{ConvexHull}\{(0,0), (d,0), (0,d)\}$ or $\Delta = [0,r] \times [0,s]$ then the number $N^{\Delta,\delta}$ is the multicomponent Gromov-Witten invariant of genus $(l - \delta)$ and degree d in \mathbb{CP}^2 or of bidegree (r,s) in $\mathbb{CP}^1 \times \mathbb{CP}^1$.

Special Case. Suppose $\Delta = \Delta_d$ so that $\mathbb{C}T_\Delta = \mathbb{CP}^2$. We have $m = \frac{d(d+3)}{2}$ and $l = \frac{(d-1)(d-2)}{2}$. The number $N^{\Delta_d,\delta} = N_{g,d}$ is the number of genus g , degree d (not necessarily irreducible) curves passing through $3d - 1 + g$ generic points in \mathbb{CP}^2 , $g = \frac{(d-1)(d-2)}{2} - \delta$.

The formula $N^{\Delta_d,1} = 3(d-1)^2$ is well-known as the degree of the discriminant (cf. [2]). An elegant recursive formula for the number of irreducible rational curves (the one-component part of $N_{0,d}$) was found by Kontsevich [3]. An algorithm for computing $N_{g,d}$ for arbitrary g is due to Caporaso and Harris [1]. See [7] for computations for some other rational surfaces, in particular, the Hirzebruch surfaces (this corresponds to the case when Δ is a trapezoid).

2. LATTICE PATHS AND THEIR MULTIPLICITIES

A path $\gamma : [0, n] \rightarrow \mathbb{R}^2$, $n \in \mathbb{N}$, is called a *lattice path* if $\gamma|_{[j-1,j]}$, $j = 1, \dots, n$ is an affine-linear map and $\gamma(j) \in \mathbb{Z}^2$, $j \in 0, \dots, n$. Clearly, a lattice path is determined by its values at the integer points. Let us choose an auxiliary linear map $\lambda : \mathbb{R}^2 \rightarrow \mathbb{R}$ that is irrational, i.e. such that $\lambda|_{\mathbb{Z}^2}$ is injective. Let $p, q \in \Delta$ be the vertices where $\alpha|_\Delta$ reaches its minimum and maximum respectively. A lattice path is called λ -*increasing* if $\lambda \circ \gamma$ is increasing.

The points p and q divide the boundary $\partial\Delta$ into two increasing lattice paths

$$\alpha^+ : [0, n_+] \rightarrow \partial\Delta \quad \text{and} \quad \alpha^- : [0, n_-] \rightarrow \partial\Delta.$$

We have $\alpha_+(0) = \alpha_-(0) = p$, $\alpha_+(n_+) = \alpha_-(n_-) = q$, $n_+ + n_- = m - l + 3$. To fix a convention we assume that α_+ goes clockwise around $\partial\Delta$ while α_- goes counterclockwise.

Let $\gamma : [0, n] \rightarrow \Delta \subset \mathbb{R}^2$ be an increasing lattice path such that $\gamma(0) = p$ and $\gamma(n) = q$. The path γ divides Δ into two closed regions: Δ_+ enclosed by γ and α_+ and Δ_- enclosed by γ and α_- . Note that the interiors of Δ_+ and Δ_- do not have to be connected.

We define the positive (resp. negative) multiplicity $\mu_{\pm}(\gamma)$ of the path γ inductively. We set $\mu_{\pm}(\alpha_{\pm}) = 1$. If $\gamma \neq \alpha_{\pm}$ then we take $1 \leq k \leq n-1$ to be the smallest number such that $\gamma(k)$ is a vertex of Δ_{\pm} with the angle less than π (so that Δ_{\pm} is locally convex at $\gamma(k)$).

If such k does not exist we set $\mu_{\pm}(\gamma) = 0$. If k exist we consider two other increasing lattice paths connecting p and q : $\gamma' : [0, n-1] \rightarrow \Delta$ and $\gamma'' : [0, n] \rightarrow \mathbb{R}^2$. We define γ' by $\gamma'(j) = \gamma(j)$ if $j < k$ and $\gamma'(j) = \gamma(j+1)$ if $j \geq k$. We define γ'' by $\gamma''(j) = \gamma(j)$ if $j \neq k$ and $\gamma''(k) = \gamma(k-1) + \gamma(k+1) - \gamma(k) \in \mathbb{Z}^2$. We set

$$\mu_{\pm}(\gamma) = 2 \text{Area}(T) \mu_{\pm}(\gamma') + \mu_{\pm}(\gamma''),$$

where T is the triangle with the vertices $\gamma(k-1)$, $\gamma(k)$ and $\gamma(k+1)$. The multiplicity is always integer since the area of a lattice triangle is half-integer.

Note that it may happen that $\gamma''(k) \notin \Delta$. In such case we use a convention $\mu_{\pm}(\gamma'') = 0$. We may assume that $\mu_{\pm}(\gamma')$ and $\mu_{\pm}(\gamma'')$ is already defined since the area of Δ_{\pm} is smaller for the new paths. Note that $\mu_{\pm} = 0$ if $n < n_{\pm}$ as the paths γ' and γ'' are not longer than γ .

We define the *multiplicity of the path* γ as the product $\mu_+(\gamma)\mu_-(\gamma)$. Note that the multiplicity of a path connecting two vertices of Δ does not depend on λ . We only need λ to determine whether a path is increasing.

Example 1. Consider the path $\gamma : [0, 8] \rightarrow \Delta_3$ depicted on the extreme left of Figure 1. This path is increasing with respect to $\lambda(x, y) = x - \epsilon y$, where $\epsilon > 0$ is very small.

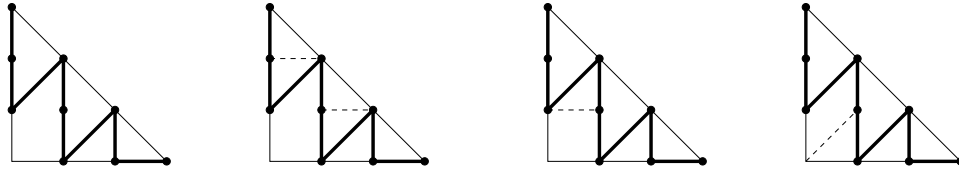


FIGURE 1. A path γ with $\mu_+(\gamma) = 1$ and $\mu_-(\gamma) = 2$.

Let us compute $\mu_+(\gamma)$. We have $k = 2$ as $\gamma(2) = (0, 1)$ is a locally convex vertex of Δ_+ . We have $\gamma''(2) = (1, 3) \notin \Delta_3$ and thus $\mu_+(\gamma) = \mu_+(\gamma')$, since $\text{Area}(T) = \frac{1}{2}$. Proceeding further we get $\mu_+(\gamma) = \mu_+(\gamma') = \dots = \mu_+(\alpha_+) = 1$.

Let us compute $\mu_-(\gamma)$. We have $k = 3$ as $\gamma(3) = (1, 2)$ is a locally convex vertex of Δ_- . We have $\gamma''(3) = (0, 0)$ and $\mu_-(\gamma'') = 1$. To compute $\mu_-(\gamma') = 1$ we note that $\mu_-((\gamma')') = 0$ and $\mu_-((\gamma')'') = 1$. Thus the full multiplicity of γ is 2.

3. THE FORMULA

In the previous section we fixed an auxiliary linear function $\lambda : \mathbb{R}^2 \rightarrow \mathbb{R}$ which determines the extremal vertices p, q of Δ .

Theorem 1. *The number $N^{\Delta, \delta}$ equals to the number (counted with multiplicities) of λ -increasing lattice paths $[0, m - \delta] \rightarrow \Delta$ connecting p and q .*

This theorem is proved in [5] (to appear). The proof is based on the application of the so-called *tropical algebraic geometry* (see e.g. Chapter 9 of [6]). The relation between the classical enumerative problem and the corresponding tropical problem is provided by passing to the “large complex limit” as suggested by Kontsevich (see [4] for these ideas in a more general setting).

Note that an immediate corollary of Theorem 1 is that the number of λ -increasing lattice paths of a fixed length does not depend on the choice of λ .

Example 2. Let us compute $N^{\Delta, 1} = 5$ for the polygon Δ depicted on Figure 2 in two different ways. Using $\lambda(x, y) = -x + \epsilon y$ for a small $\epsilon > 0$ we get the left two paths depicted on Figure 2. Using $\lambda(x, y) = x + \epsilon y$ we get the three right paths. The corresponding multiplicities are shown under the path. All other λ -increasing paths have zero multiplicity.

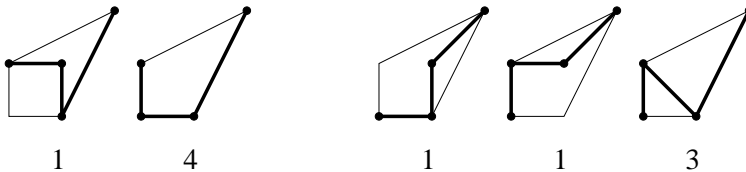


FIGURE 2. Computing $N^{\Delta, 1} = 5$ in two different ways.

In the next two examples we use $\lambda(x, y) = x - \epsilon y$ as the auxiliary linear function.

Example 3. Figure 3 shows a computation of the well-known number $N^{\Delta_{3,1}} = N_{0,3}$. This is the number of rational cubic curves through 8 generic points in \mathbb{CP}^2 .

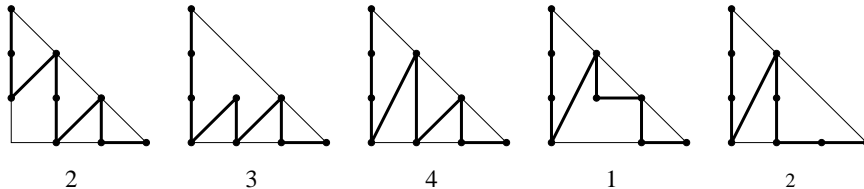


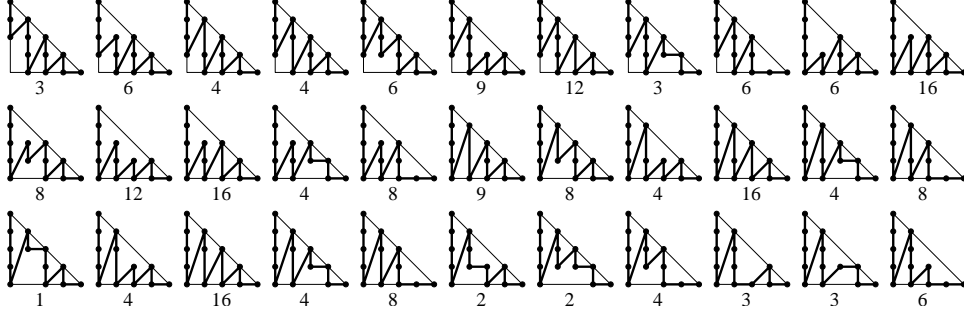
FIGURE 3. Computing $N_{0,3} = 12$.

Example 4. Figure 4 shows a computation of a less well-known number $N^{\Delta_{4,2}} = N_{1,4}$. This is the number of genus 1 quartic curves through 12 generic points in \mathbb{CP}^2 .

4. REAL ASPECTS OF THE COUNT

Suppose that $z_1, \dots, z_{m-\delta} \in (\mathbb{R}^*)^2 \subset (\mathbb{C}^*)^2$ are generic real points. We may ask how many of the $N^{\Delta, \delta}$ relevant complex curves are real, i.e. defined over \mathbb{R} . Note that this number depends on the configuration of real points.

Theorem 1 can be modified to give the relevant count of real curves. In order to do this we need to define the real multiplicity of a lattice path $\gamma : [0, n] \rightarrow \Delta$

FIGURE 4. Computing $N_{1,4} = 225$.

connecting the vertices p and q . We introduce the sequence of the pairs of signs $\sigma_1, \dots, \sigma_n \in \mathbb{Z}_2 \oplus \mathbb{Z}_2$ (this sequence will record the quadrants of the points $z_j \in (\mathbb{R}^*)^2$). The sign σ_j is prescribed to the edge $\gamma[j-1, j]$. We make a convention that σ_j and σ'_j are equivalent if $\sigma_j - \sigma'_j \equiv \gamma(j) - \gamma(j-1) \pmod{2}$.

We set

$$(1) \quad \mu_{\pm}^{\mathbb{R}}(\gamma) = a(T)\mu_{\pm}^{\mathbb{R}}(\gamma') + \mu_{\pm}^{\mathbb{R}}(\gamma'').$$

The definition of the new paths γ' , γ'' and the triangle T is the same as in section 2. The sign sequence for γ'' is $\sigma''_j = \sigma_j, j \neq k, k+1, \sigma''_k = \sigma_{k+1}, \sigma''_{k+1} = \sigma_k$. The sign sequence for γ' is $\sigma'_j = \sigma_j, j < k, \sigma'_j = \sigma_{j+1}, j > k$. We define the sign σ'_k and the function $a(T)$ as follows.

- If all sides of T are odd we set $a(T) = 1$ and define the sign σ'_k (up to the equivalence) by the condition that the three equivalence classes of σ_k, σ_{k+1} and σ'_k do not share a common element.
- If all sides of T are even we set $a(T) = 0$ if $\sigma_{k-1} \neq \sigma_k$. In this case we can ignore γ' (and its sequence of signs). We set $a(T) = 4$ if $\sigma_k = \sigma_{k+1}$. In this case we define $\sigma'_k = \sigma_k = \sigma_{k+1}$.
- Otherwise we set $a(T) = 0$ if the equivalence classes of σ_k and σ_{k+1} do not have a common element. We set $a(T) = 2$ if they do. In the latter case we define the equivalence class of σ'_k by the condition that σ_k, σ_{k+1} and σ'_k have a common element. There is one exception to this rule. If the even side is $\gamma(k+1) - \gamma(k-1)$ then there are two choices for σ'_k satisfying the above condition. In this case we replace $a(T)\mu_{\pm}^{\mathbb{R}}(\gamma')$ in (1) by the sum of the two multiplicities of γ' equipped with the two allowable choices for σ'_k (note that this agrees with $a(T) = 2$ in this case).

Similar to section 2 we define $\mu_{\pm}^{\mathbb{R}}(\alpha_{\pm}) = 1$ and $\mu^{\mathbb{R}}(\gamma) = \mu_{+}^{\mathbb{R}}(\gamma)\mu_{-}^{\mathbb{R}}(\gamma)$. As before $\lambda : \mathbb{R}^2 \rightarrow \mathbb{R}$ is a linear map injective on \mathbb{Z}^2 and p and q are the extrema of $\lambda|_{\Delta}$.

Theorem 2. *For any choice of λ and $\sigma_j, j = 1, \dots, m - \delta$ there exists a configuration of $m - \delta$ of generic points in the respective quadrants such that the number of real curves among the $N^{\Delta, \delta}$ relevant complex curves is equal to the number of λ -increasing lattice paths $\gamma : [0, m - \delta] \rightarrow \Delta$ connecting p and q counted with multiplicities $\mu^{\mathbb{R}}$.*

Example 5. Here we use the choice $\sigma_j = (+, +)$ so all the points z_j are in the positive quadrant $(\mathbb{R}_{>0})^2 \subset (\mathbb{R}^*)^2$. The first count of $N^{\Delta, 1}$ from Example 2 gives a

configuration of 3 real points with 5 real curves. The second count gives a configuration with 3 real curves as the real multiplicity of the last path is 1. Note also that the second path on Figure 2 changes its real multiplicity if we reverse its direction.

Example 3 gives a configuration of 9 generic points in \mathbb{RP}^2 with all 12 nodal cubics through them real. Example 4 gives a configuration of 12 generic points in \mathbb{RP}^2 with 217 out of the 225 quartics of genus 1 real. The path in the middle of Figure 4 has multiplicity 9 but real multiplicity 1. A similar computation shows that there exists a configuration of 11 generic points in \mathbb{RP}^2 such that 564 out of the 620 irreducible quartic through them are real.

Remark 3. Real nodal curves have three types of nodes: hyperbolic, elliptic and imaginary. Theorem 2 can be refined to count curves with different types of nodes separately. In accordance with [8] let us prescribe a sign $(-1)^e$ to a real nodal curve, where e is the number of its elliptic nodes. To compute the corresponding algebraic number of curves we introduce the multiplicity $\nu^{\mathbb{R}}$ by replacing (1) with $\nu_{\pm}^{\mathbb{R}}(\gamma) = b(T)\nu_{\pm}^{\mathbb{R}}(\gamma') + \nu_{\pm}^{\mathbb{R}}(\gamma'')$. Here we define $b(T) = 0$ if at least one side of T is even and $b(T) = (-1)^{\#(\text{Int } T \cap \mathbb{Z}^2)}$ otherwise. It can be shown with the help of this formula and a combinatorial observation made by Itenberg, Kharlamov and Shustin (to appear) that in the case $\Delta = \Delta_d$ the algebraic number of *irreducible* curves counted by $\nu^{\mathbb{R}}$ is positive for any genus $0 \leq g \leq \frac{(d-1)(d-2)}{2}$ if $\lambda(x, y) = y - \epsilon x$.

Note that unlike $\mu^{\mathbb{R}}$ the multiplicity $\nu^{\mathbb{R}}$ does not depend on the quadrant choices σ_j . Furthermore, in [8] Welschinger stated that if $g = 0$ then this number is independent of the configuration of generic real points. Corollary 1.2 of [8] combined with Remark 3 implies the following statement (which answers a question asked e.g. by Rokhlin and Kharlamov). *For any configuration of generic $3d - 1$ points in \mathbb{RP}^2 there exists a real rational curve of degree d passing through this configuration.*

REFERENCES

- [1] L. Caporaso, J. Harris, *Counting plane curves of any genus*, Invent. Math. **131** (1998), 345-392.
- [2] I. M. Gelfand, M. M. Kapranov, A. V. Zelevinski, *Discriminants, resultants and multidimensional determinants*, Birkhäuser Boston 1994.
- [3] M. Kontsevich, Yu. Manin, *Gromov-Witten classes, quantum cohomology and enumerative geometry*, Comm. Math. Phys. **164** (1994), 525-562.
- [4] M. Kontsevich, Ya. Soibelman, *Homological mirror symmetry and torus fibrations*, <http://arXiv.org/math.SG/0011041> Preprint 2000.
- [5] G. Mikhalkin, *Gromov-Witten invariants and tropical algebraic geometry* (to appear).
- [6] B. Sturmfels, *Solving systems of polynomial equations*, CBMS Regional Conference Series in Mathematics, AMS Providence, RI 2002.
- [7] R. Vakil, *Counting curves on rational surfaces*, Manuscripta Math. **102** (2000), 53-84.
- [8] J.-Y. Welschinger, *Invariants of real rational symplectic 4-manifolds and lower bounds in real enumerative geometry*, (to appear in C. R. Acad. Sci. Paris.) 2003.

DEPT OF MATHEMATICS, UNIV OF UTAH, SALT LAKE CITY, UT 84112, USA

ST. PETERSBURG BRANCH OF STEKLOV MATHEMATICAL INSTITUTE, FONTANKA 27, ST. PETERSBURG, 191011 RUSSIA

E-mail address: mikhalkin@math.utah.edu