

Nonholonomic kinematic constraints in elasticity

Joris Vankerschaver

Department of Mathematical Physics and Astronomy, Ghent University, Krijgslaan
281, B-9000 Ghent, Belgium

E-mail: Joris.Vankerschaver@UGent.be

Abstract. A geometrically exact model of a Cosserat rod with nonholonomic constraints is outlined. The constraint forces are derived from the framework of nonholonomic mechanics by using arguments from Cauchy analysis, and a thorough discussion is given concerning the nature of these constraints. By making an additional assumption on the magnitude of the deflections, a simplified model similar to the Euler-Bernoulli rod is obtained. For the study of the latter, a simple geometric integration scheme is proposed.

Submitted to: J. Phys. A: Math. Gen.

AMS classification scheme numbers: 70S05, 70F25, 58A20, 74A05

1. Introduction

In this paper, we deal with the inclusion of constraints of nonholonomic type into theories of elasticity. Field theories with nonholonomic constraints have been studied before from the point of view of multisymplectic geometry in [1,3], and from the point of view of exterior differential systems in [4,5]. A common point of all of these treatments is covariance: no distinction whatsoever is made between time and spatial coordinates. In the most general case, this is a boon as there is in general no intrinsic way of distinguishing between space and time. Non-relativistic elasticity, however, comes with its canonical direction of time and is therefore radically different. While a multisymplectic formulation of elasticity is still possible and was used to great effect in [6], the distinguished role of time has a number of implications for the treatment of nonholonomic constraints and a different model is therefore needed.

A simple example will suffice to lay bare the roots of this distinction. It is possible to recast the equations of hydrodynamics into Euler-Lagrange form (see [6]). In order to impose also the constraint of incompressibility, that the Jacobian of the deformation is unity, one needs to add to the unconstrained Lagrangian a term of the form

$$L_{\text{constraint}} = p \det \frac{\partial x^i}{\partial X^j}; \quad (1)$$

where the X^j are the material variables and p is a multiplier. The prescription of adding the constraints to the Lagrangian, corresponds to what is usually called the vakonomic treatment of constraints.

There is another way of modeling constraints, called the nonholonomic model, where constraints are treated very differently. In field theories, there is at first no way of deciding which approach is right. However, in this case, the Euler equations of incompressible hydrodynamics can be reformulated as the geodesic flow on the diffeomorphism group, and the incompressibility constraint then dictates that one should restrict the configuration space to the submanifold of volume preserving diffeomorphisms (see [7]). The constraint should therefore be regarded as holonomic, and treated using the vakonomic approach. Roughly speaking, we may conclude that the absence of derivatives with respect to time from the constraint indicates that the constraints should be viewed as holonomic, even though they might be non-integrable.

Based on these considerations, we now propose a new method of dealing with field theories subject to a more general class of nonholonomic constraints. These constraints do involve derivatives with respect to time and are therefore not holonomic in the sense explained above, but their correct treatment is still based on assigning a different role to the time derivatives, as opposed to the spatial derivatives. In order to have an effective means of separating these two types of derivatives, we will use the framework of Cauchy analysis (see [8,10]), to reformulate the field theory as a mechanical system on an infinite-dimensional configuration space.

A similar philosophy was explored before by Vignolo and Bruno (see [11]). In their case, the constraints only involve time derivatives and their analysis is therefore much more direct, as they do not have to take recourse to the Cauchy formalism. They call this class of constraints "hyper-ideal" and obtain the interesting characterization that the constraints consist of (...) purely kinetic restrictions imposed separately on each point of the continuum".

Outline of this paper The plan of our paper is as follows. In the first part, we review some basic aspects of Lagrangian field theories of first and second order. We discuss the inclusion of nonholonomic constraints into this framework. The most important aspect is our construction of the bundle of constraint forces. This is where the distinction between time and spatial derivatives becomes important, and it is also the point where our treatment of nonholonomic field theories deviates from previous studies. In order to be able to make the distinction between time and spatial derivatives, we use the Cauchy analysis as developed in [8,10] (see also the references therein).

In the second part, we then turn to a particular example of such a nonholonomic field theory. Our motivation stems from the theory of Cosserat rods (see [12]). We consider a Cosserat rod and assume it to be placed on a perfectly rough surface, such that the only allowable motions consist of rolling without sliding. A very fruitful way of thinking about Cosserat rods is in terms of a collection of rigid discs, at right angles to a central curve. From this point of view, the nonholonomic Cosserat rod is really nothing more than a continuum version of the familiar vertically rolling disc.

In the last part, we consider an elementary discretization of the nonholonomic Cosserat rod. Without going into full detail, we use the framework of discrete Lagrangian field theories introduced in [13] and propose an extension of it in order to deal with nonholonomic constraints. An explicit, second-order geometric integration scheme preserving the constraints (as in [14]) is proposed and its properties are discussed.

2. Lagrangian field theories

In this section, we recall some aspects of the two main geometric approaches to elasticity. The first is the fully covariant multisymplectic framework for elastodynamics, explored by Marsden et al. in [6], in which the configuration space is the first jet manifold of a suitable bundle, whose sections represent field configurations. In the second approach (see [15,16]), the configuration space is an infinite-dimensional manifold of embeddings.

As we have stressed before, time plays a distinguished role in elasticity, which, in particular, offers a natural way to go from the jet-bundle point of view to the infinite-dimensional setup: this procedure is nothing more than the usual Cauchy analysis, where the slicing of the base manifold is the canonical slicing into hypersurfaces of constant time.

2.1. Geometric setup

Let M be a smooth n -dimensional compact manifold, and let S be a general smooth m -dimensional manifold, with $n \geq m$. The points of M are "material points", labelling the points of the body, whereas S is the physical space in which the body moves. In most cases, S will be the Euclidian space \mathbb{R}^3 , whereas M can be one-, two-, or three-dimensional, corresponding to models of rods, shells, and three-dimensional continua. Furthermore, M is assumed to be oriented, with volume form ω_M . The base space X is then oriented as well, with volume form $\omega_X := dt \wedge \omega_M$.

The configurations of the body are represented as sections of a bundle $\pi: Y \rightarrow X$, with base space X equal to $\mathbb{R} \times M$, and whose total space Y is $X \times S$. Coordinates on X will be denoted by $(t; x^i); i = 1; \dots; n$, where (x^i) is a coordinate system on M . Alternatively, we will set $x^0 := t$ and denote the coordinates on X simply by $(x^i); i = 0; \dots; n$. Coordinates on S will be denoted by $y^a, a = 1; \dots; m$.

The first jet bundle J^1 is the appropriate stage for Lagrangian first-order field theories. Its elements are equivalence classes of sections of π , where two sections are said to be equivalent at a point $x \in X$ if they have the same value at x and if their first-order Taylor expansions at x agree. The equivalence class of a section σ at x is denoted by $j_x^1 \sigma$. Hence, J^1 is naturally equipped with a projection $\pi_{1,0}: J^1 \rightarrow Y$, defined by $\pi_{1,0}(j_x^1 \sigma) = \sigma(x)$, and a projection $\pi_1: J^1 \rightarrow X$, defined by $\pi_1(j_x^1 \sigma) = x$. The induced coordinate system on J^1 is written as $(x^i; y^a; y^a_i)$. Furthermore, we define the manifold $J^1(M; S)$ of jets of mappings from M to S as the first jet manifold of the trivial bundle $\pi_1: M \times S \rightarrow M$. The usual jet bundle projections π_1 and $\pi_{1,0}$ induce projections π_M , onto M , and π_S , onto S , respectively.

Due to its special structure (the triviality of π together with the fact that X is a product manifold), J^1 can be written as a product of more elementary constituents. Roughly speaking, we separate each jet $j \in J^1$ into a part involving spatial derivatives, and a part involving the time derivative. This is a special case of the space + time decomposition known from general Cauchy analysis (see [9,10]).

Definition 2.1. The bundle $R = J^1(M; S) \times_S TS$ consists of triples $(t; \dot{\gamma}; v)$ such that $\pi_S(\dot{\gamma}) = (v)$, where $\pi_S: TS \rightarrow S$ is the tangent bundle projection.

Lemma 2.2. The first jet bundle J^1 is isomorphic, as an affine bundle over $R \times M \times S$, to $R \times J^1(M; S) \times_S TS$.

Proof: Take any point $(t; m; s)$ in $R \times M \times S$ and consider a 1-jet j such that $\pi_{1,0}(j) = (t; m; s)$. An alternative interpretation of j is that of a linear map $\pi_{1,0}^*: T_{(t,m)}(R \times M) \rightarrow T_s S$. Consider now the map $\pi_{(t,m;s)}^*$, mapping j to the element of $R \times J^1(M; S) \times_S TS$ given by

$$\pi_{(t,m;s)}^*(j) = (t; (0; \dot{\gamma}); \frac{\partial}{\partial t} \dot{\gamma}; 0_m; v);$$

where 0_m and 0_t are the zero vectors in $T_m M$ and in $T_t R$, respectively. It is easy to check that the map π is an isomorphism of a fibred bundle.

In coordinates $(y^a; \underline{y}^a)$ on TS and $(x^i; y^a; y_{ji}^a)$ on $J^1(M; S)$, the isomorphism of lemma 2.2 is given by $(x^i; y^a; \underline{y}^a) \mapsto (t; x^i; y^a; y_{ji}^a = y_i^a; y^a; \underline{y}^a = \underline{y}_0^a)$.

In section 4, we will encounter higher-order field theories, in particular of order 2. In order to be able to deal with this type of field theory, we introduce the manifold J^k of k th order jets. The elements of J^k are again equivalence classes of sections of π , where two sections are equivalent at $x \in X$ if they have the same value at x and if their Taylor expansions at x agree up to the k th order. The k th order jet bundle is equipped with a number of projections $\pi_{k,l} : J^k \rightarrow J^l$ (where $l \leq k$), constructed by "truncating" to order l the Taylor expansion defining an element of J^k . A detailed account of jet bundles is provided by [17].

As a matter of fact, we will only need the third-order jet manifold J^3 . A natural coordinate system on J^3 is given by $(x^i; y^a; y^a; y^a; y^a)$, for $a = 1, \dots, m$ and $i, j = 0, \dots, n$, with the convention that

$$y^a = y^a \quad \text{and} \quad y^a = y^a_{(j)}$$

for any permutation of the three indices (expressing the commutativity of partial derivatives).

Contact forms on J^1 Further on, we will also need the decomposition of a differential form on J^1 into horizontal and contact parts. What follows is a summary of a few relevant definitions (see [18, par. 2.6] for more information).

We say that a k -form ω on J^1 is horizontal if $i_V \omega = 0$ for all π_1 -vertical vector fields V . The k -form ω is a contact form if $(j^1 \pi_1)^* \omega = 0$ for all sections σ of π . In addition, ω is said to be a 1-contact form if $i_V \omega$ is horizontal for every π_1 -vertical vector field V , and ω is an m -contact form ($m > 1$) if $i_V \omega$ is an $(m-1)$ -contact form for all π_1 -vertical vector fields V .

If we denote by θ^a the one-form $dy^a - y^a dx$, the module of m -contact k -forms consists of all k -forms ω such that

$$\omega = A_{a_1 \dots a_m} \theta^{a_1} \wedge \dots \wedge \theta^{a_m} \wedge \dots;$$

for some $(k-m)$ -form \dots .

2.2. Covariant field theories of first and second order

2.2.1. First-order field theories

The geometry of first-order field theories has been studied by many authors (see [6, 8, 17, 19, 20] and the references therein for a non-exhaustive survey) and is by now well established. In this section, we recall some basic constructions.

Consider a first-order Lagrangian $L : J^1 \rightarrow \mathbb{R}$. Associated to L is the Cartan $(n+1)$ -form ω_L , defined as $\omega_L := S(dL) + L \omega_1$, where S is the vertical endomorphism on J^1 associated to the volume form on X (see [17]). In bundle coordinates (such that $d^{n+1}x = dx^0 \wedge \dots \wedge dx^n$) ω_L is given by

$$\omega_L = (dy^a - y^a dx) \wedge d^n x \frac{\partial}{\partial y^a};$$

where $d^n x$ stands for $\frac{\partial}{\partial x} \lrcorner d^{n+1}x$. Given the Cartan $(n+1)$ -form ω_L , we define the Poincaré-Cartan $(n+2)$ -form to be $\Omega_L := d\omega_L$.

Let S be the action functional defined as

$$S(\gamma) = \int_U L(j^1 \gamma); \quad (2)$$

for each section γ of π with compact support U . Critical points of this functional are sections γ of π that satisfy the Euler-Lagrange equations:

$$\frac{\partial L}{\partial y^a}(j^1 \gamma) - \frac{d}{dx} \frac{\partial L}{\partial y^a}(j^1 \gamma) = 0; \quad (3)$$

These partial differential equations can be rewritten in intrinsic form by means of the Poincaré-Cartan form (see [8, 20, 21]):

Theorem 2.3. A section γ of π is a critical point of the action S , or, equivalently, satisfies the Euler-Lagrange equations (3), if and only if $(j^1 \gamma) \lrcorner \Omega_L = 0$ for all vector fields W on J^1 .

Symmetries and Noether's theorem Let G be a Lie group acting on X by diffeomorphisms, and on Y by bundle automorphisms. For $g \in G$, consider the bundle automorphism $\gamma_g : Y \rightarrow Y$ with base map $f_g : X \rightarrow X$. The prolongation to J^1 of the action of G is then defined in terms of bundle automorphisms $j^1 \gamma_g : J^1 \rightarrow J^1$, defined by

$$j^1 \gamma_g(j_x^1) = j^1(\gamma_g \circ f_g^1):$$

Consider an element ξ of \mathfrak{g} and denote the infinitesimal generator of the prolonged action corresponding to ξ by ξ_{J^1} . Note that ξ_{J^1} is just $j^1 \xi_Y$, the prolongation of the infinitesimal generator on Y corresponding to ξ . We recall that if ξ_Y is given in coordinates by

$$\xi_Y = \frac{\partial}{\partial x} + y^a \frac{\partial}{\partial y^a};$$

then its prolongation $j^1 \xi_Y$ is defined as

$$j^1 \xi_Y = \frac{\partial}{\partial x} + y^a \frac{\partial}{\partial y^a} + \frac{d y^a}{dx} \frac{\partial}{\partial y^a} + \frac{\partial}{\partial y^a}:$$

We say that a Lagrangian L is equivariant under the prolonged action of G if $L(j^1_g(\gamma)) = L(\gamma)(f_g^1)$ for all $g \in G$ and $\gamma \in J^1$. It can be shown that equivariance of the Lagrangian implies invariance of the Cartan $(n+1)$ -form, expressed as $j^1_g \lrcorner L = L$ for all $g \in G$, or, infinitesimally,

$$L_{j^1} \lrcorner L = 0: \quad (4)$$

Let L be a G -equivariant Lagrangian. Associated to this symmetry is a map defined as $J^L := j^1 \lrcorner L$. We now define the momentum map J^L by $J^L; \gamma = J^L$; note that J^L is a section of $T^*(J^1) \rightarrow g$. The importance of the momentum map lies in the following theorem, which we have taken here from [20, thm. 4.7]:

Proposition 2.4 (Noether). Let L be an equivariant Lagrangian density. For all $\gamma \in J^1$, the following conservation law holds:

$$d[(j^1 \lrcorner) J^L] = 0;$$

for all sections γ of J^1 that are solutions of the Euler-Lagrange equations (3).

2.2.2. Second-order eld theories Many of the Lagrangians arising in elasticity are of higher order. In particular, we will encounter a second-order model in section 4. In some papers (see [17, 22] and the references therein) a geometric framework for second-order eld theories has been developed and we now recall a number of relevant results.

A second-order Lagrangian is a function L on J^2 . The corresponding second-order Cartan $(n+1)$ -form is a form on J^3 , whose coordinate expression reads

$$\begin{aligned} L = & \frac{\partial L}{\partial y^a} \frac{d}{dx} \frac{\partial L}{\partial y^a} dy^a \wedge d^n x + \frac{\partial L}{\partial y^a} dy^a \wedge d^n x \\ & + L \left(\frac{\partial L}{\partial y^a} y^a + \frac{d}{dx} \frac{\partial L}{\partial y^a} y^a - \frac{\partial L}{\partial y^a} y^a d^{n+1} x \right); \end{aligned} \quad (5)$$

Many results from the previous section on first-order eld theories carry over immediately to the higher-order case. The action S is defined as

$$S(\gamma) = \int_U L(j^2 \gamma);$$

where γ is again a section of J^1 with compact support U . A section γ is a critical point of this functional if and only if it satisfies the second-order Euler-Lagrange equations:

$$\frac{\partial L}{\partial y^a} \frac{d}{dx} \frac{\partial L}{\partial y^a} + \frac{d^2}{dx^2} \frac{\partial L}{\partial y^a} (j^3 \gamma) = 0: \quad (6)$$

There also exists an intrinsic formulation of the Euler-Lagrange equations. We quote from [22]:

Proposition 2.5. Let L be a second-order Lagrangian. A section σ of π is a solution of the second-order Euler-Lagrange equations if and only if $(j^3 \sigma)(W \lrcorner L) = 0$ for all vector fields W on J^3 . Here, $\omega_L := dL$ is the second-order Poincaré-Cartan form.

Remark 2.6. It should be noted that there always exists a Cartan form for higher-order field theories, but that uniqueness is not guaranteed (contrary to the first-order case). However, by imposing additional conditions, Saunders [17] was able to prove uniqueness for second-order field theories. This unique form, given in (5), was derived by Kouranbaeva and Shkoller [22] by means of a variational argument.

The action of a Lie group G acting on Y by bundle automorphisms gives rise to a prolonged action on J^2 . If a Lagrangian is G -equivariant with respect to this action, then the momentum map $J^L : T^*J^3 \rightarrow \mathfrak{g}^*$, defined as $J^L := J^L$, where $J^L = j^3 \lrcorner \omega_L$, is conserved: $d[(j^3 \sigma) \lrcorner J^L] = 0$ for all sections σ of π that are solutions of the Euler-Lagrange equations (6).

2.3. The infinite-dimensional setting

Having described above a covariant geometric framework for field theories of first and second order, we now turn to a radically different point of view. We introduce the manifold $Q := C^1(M; S)$ of smooth embeddings of M into S , and we show that Q can be equipped with a number of geometric structures that come from J^1 .

Many authors have studied elasticity on $C^1(M; S)$; see, among others, [15, 16, 23]. A conceptual advantage is that it allows for the use of techniques from mechanics and ODEs in the study of field theories. However, the use of an infinite-dimensional configuration space introduces a number of non-trivial questions regarding continuity and smoothness, which do not occur (or cannot be adequately treated) in the covariant framework of section 2.2 (see also [6]).

2.3.1. The spaces of Dirichlet and Cauchy data By introducing a splitting of X (a diffeomorphism $\alpha : R \rightarrow M \times X$), the Euler-Lagrange field equations give rise to a mechanical system on an infinite-dimensional configuration space. In general, this is the space of Cauchy data to be defined below. However, because of lemma 2.2, it can be shown that the rather abstract space of Cauchy data is diffeomorphic to the more familiar space $R \times TQ$.

Definition 2.7. The space of Dirichlet data \mathcal{Y} consists of embeddings $\sigma : M \rightarrow Y$ for which there exists a section σ of π and a $t \in \mathbb{R}$, such that $\sigma(m) = (t; m)$ for all $m \in M$. The space of Cauchy data \mathcal{Z} consists of those embeddings $\sigma : M \rightarrow J^1$ for which there exists a section $j^1 \sigma$ of π_1 and a $t \in \mathbb{R}$, such that $\sigma(m) = j^1(t; m)$ for all $m \in M$.

Note that a tangent vector $X \in T\mathcal{Z}$ can be interpreted as a vector field along σ , or equivalently, as a vector field defined on the submanifold $(M) \rightarrow J^1$ (see [9]). We will make frequent use of these interpretations in the sequel.

We recall that we denoted the space $C^1(M; S)$ of smooth embeddings of M into S by Q . It is easy to see that the space of Dirichlet data \mathcal{Y} is diffeomorphic to $R \times Q$. On the other hand, we also have the following proposition.

Proposition 2.8. The space of Cauchy data \mathcal{Z} is diffeomorphic to $R \times TQ$.

Proof: Consider an element γ of \mathcal{Z} and a section j^1 of π_1 , prolongation of a section of π , such that for all $m \in M$, $\gamma(m) = j^1(t; m)$. The section γ induces an element $\gamma = (t; \cdot)$ of Q , and, because of lemma 2.2, γ induces a map $X : M \rightarrow TS$ along γ . By mapping γ to the pair $(t; X)$, we obtain a map from \mathcal{Z} to $R \times TQ$.

Conversely, let $(t; \cdot)$ be an element of $R \times Q$, and consider an element X of TQ . Consider a curve $\gamma : \mathbb{R} \rightarrow Q$, defined in a neighbourhood of 0, and such that $\gamma_0 = \gamma$ and $\dot{\gamma}_0 = X$. Let γ be the local section of π , defined on an open neighbourhood of $\text{ftg } M$ in $R \times M$ by the following prescription:

$$\gamma : (t; m) \mapsto (t; m; \varphi_t(m)) :$$

Now, let $\gamma : M \rightarrow J^1$ be the Cauchy map given by $\gamma(m) = j^1(t; m)$. Note that γ does not depend on the actual curve γ , but only on the tangent vector X . Indeed, the components of $j^1(t; m)$ are $(t; m; \gamma^a(m; t))$, where

$$\gamma^a(t; m) = \frac{d}{dt} \varphi_t(m) \Big|_{t=0} = X^a(m); \quad \text{and} \quad \gamma_{,i}^a(t; m) = \frac{\partial}{\partial x^i} \gamma^a(m) :$$

Finally, we define a map $\gamma : R \times TQ \rightarrow \mathcal{Z}$ taking $(t; X)$ to γ . It is easy to check that γ and γ^{-1} are each other's inverse. 2

From now on, we will no longer make any notational distinction between γ , regarded as an element of \mathcal{Z} , and the corresponding element of $R \times TQ$. Similarly, we will denote by \mathcal{Z} both the space of Cauchy data and the product manifold $R \times TQ$, and we will refer to both spaces as the space of Cauchy data.

2.3.2. Integration of forms Integration of differential forms provides a way of turning $(n+k)$ -forms on J^1 into k -forms on the space of Cauchy data. In our treatment, we will mostly encounter the case where $k = 1$, and hence we only treat that particular case. The general case is similar.

For every $\gamma \in \mathcal{Z}$, we define a map $\gamma : \wedge^{n+1}(J^1) \rightarrow T^*\mathcal{Z}$ by

$$\gamma(\cdot; X) = \sum_M (i_X \gamma) \quad \text{for all } X \in T^*\mathcal{Z} : \quad (7)$$

Not all 1-forms on \mathcal{Z} can be obtained by integrating a suitable density. Conversely, γ is not injective either, as the addition in (7) of a 2-contact form to γ does not alter $\gamma(\cdot; X)$. The following proposition shows that the kernel of γ contains only 2-contact forms.

Proposition 2.9. Let ω be an element of \mathcal{Z} . The map \mathcal{K}_ω , as defined by (7), is \mathbb{R} -linear. Its kernel is precisely the vector space $\mathcal{K}_\omega^{n+1}(J^1)$ of 2-contact $(n+1)$ -forms on J^1 .

Proof: Let ω be an $(n+1)$ -form on J^1 and assume that, for all $X \in T\mathcal{Z}$, $\mathcal{K}_\omega(X) = 0$. In particular, this implies that, for every function f on M with support U , the following integral is zero:

$$\int_U f(i_X \omega) = 0:$$

A standard argument then shows that $(i_X \omega) = 0$. This last expression implies that $i_X \omega$ is at least a 1-contact form; ω itself is then at least 2-contact. Conversely, if ω is a 2-contact form, then it is easily seen to be in the kernel of \mathcal{K}_ω . \square

2.3.3. The geometry of $R \rightarrow TQ$ The finite-dimensional manifold TQ is a tangent bundle and is therefore equipped with the usual geometric objects known from tangent bundle geometry, such as a vertical lift operation, a vertical endomorphism, and a Liouville vector field. As we shall see, these objects are induced by their finite-dimensional counterparts on TS . This provides us with a convenient way of avoiding any functional-theoretic aspects that would arise in a direct definition.

For future reference, we note that the vertical endomorphism S on TS is given by

$$S = \frac{\partial}{\partial y^a} dy^a:$$

Definition 2.10. The Liouville vector field on TS induces a vector field $\tilde{\cdot}$ on TQ by composition: $\tilde{\cdot}(X) = \cdot X$ for all X in TQ . Similarly, the vertical endomorphism S on TS induces a $(1;1)$ -tensor \tilde{S} on TQ by composition: $\tilde{S}(X) = S \cdot X$. We will refer to $\tilde{\cdot}$ as the Liouville vector field, and to \tilde{S} as the vertical endomorphism on TQ .

By putting $\hat{S} = \tilde{S} \cdot \tilde{\cdot} dt$, we obtain a vertical endomorphism on $R \rightarrow TQ = \mathcal{Z}$.

3. Nonholonomic kinematic constraints

The treatment of nonholonomic constraints in field theory, as well as in mechanics, requires the introduction of two distinct elements. First of all, there is the constraint submanifold $C \subset J^1$, representing the constraints. For the benefit of clarity, C is assumed to be given here by the vanishing of k functionally independent functions f^k on J^1 :

$$C = \{f^k \in J^1 : f^k(\cdot) = 0 \text{ for } k = 1, \dots, k_g\}$$

The treatment can be easily extended to the case where the f^k are only locally defined. Secondly, one needs to take into account the "forces" that act on the system in order to maintain the nonholonomic constraints. These constraint forces will be modeled in

terms of a bundle F of $(n+1)$ -forms along C . In Lagrangian field theories, forces are most conveniently modeled as $(n+1)$ -forms: by integration as in section 2.3.2, these objects induce one-forms on the space of Cauchy data, which then acquire a familiar interpretation as (reaction) forces.

Remark 3.1. In [2], we constructed F from C by means of a covariant procedure; here, we will use a different procedure based on the special role of time. It should be noted, though, that the remainder of the analysis (the nonholonomic projector, the nonholonomic de Donder equation, etc.) in that paper still stands.

3.1. The bundle of constraint forces

In this section, we introduce the bundle of constraint forces. This we do essentially by viewing the continuum as a mechanical system on an infinite-dimensional configuration space: it is well known (see [2,8,10]) that the field equations are equivalent to the familiar evolution equations of time-dependent mechanics on such a space. The constraint forces are then generated according to the familiar procedures of nonholonomic time-dependent mechanics, resulting in a bundle of 1-forms F^* on the infinite-dimensional configuration space, which is subsequently re-interpreted as a bundle F of $(n+1)$ -forms on J^1 .

The constraint submanifold C induces a submanifold C^* of Z^* , defined as

$$C^* = \{ \alpha \in Z^* : \text{Im } \alpha \subset T C \}.$$

We now define the bundle of constraint forces F^* by the following prescription:

$$F^* = \hat{S}^*(T C^*) \subset T^* Z^*;$$

where \hat{S} is the vertical endomorphism on Z^* defined in section 2.3.3. An explicit representation of the elements of F^* can be obtained as follows: let α be an element of C^* and consider $\alpha \in T^* Z^*$. Then there exists a 1-form β in the annihilator of $T C^*$ such that $\alpha = \hat{S}^*(\beta)$. Now, there exist k functions ϕ_i on M such that

$$\beta = \phi_0 \frac{\partial}{\partial t} + \phi_a \frac{\partial}{\partial y^a} + \frac{\partial \phi_0}{\partial t} dt + \frac{\partial \phi_a}{\partial y^a} dy^a + \frac{\partial \phi_0}{\partial y^a} dy^a;$$

and hence, if $X(\phi) = X^0(\phi) \frac{\partial}{\partial t} + X^a(\phi) \frac{\partial}{\partial y^a} + Y^a(\phi) \frac{\partial}{\partial y^a}$,

$$\langle \alpha, X \rangle = \phi_0 \frac{\partial}{\partial t} X^0 + \phi_a \frac{\partial}{\partial y^a} X^a + \frac{\partial \phi_0}{\partial y^a} X^a - \frac{\partial \phi_a}{\partial y^a} X^0 = \frac{\partial \phi_0}{\partial y^a} (X^a - y^a X^0) d^{m+1}x.$$

This expression shows that each $\alpha \in F^*$ can also be seen as the image under (see (7)) of an $(n+1)$ -form ω on J^1 , given by $\omega = \frac{\partial \phi_0}{\partial y^a} (dy^a - y^a dx) \wedge d^n x_0$, where

$$\omega = \frac{\partial \phi_0}{\partial y^a} (dy^a - y^a dx) \wedge d^n x_0. \quad (8)$$

As was shown in proposition 2.9, the form ω is unique up to the addition of a 2-contact form. Hence, if we denote by F the subspace of $\wedge^{n+1}(J^1)$ spanned by elements of the form (8), i.e.

$$F = \frac{\partial'}{\partial y_0^a} (dy^a - y^a dx) \wedge d^n x_0; \quad (9)$$

then $F \subset \wedge_{c_2}^{n+1}(J^1)$ is mapped under π to F^* . The bundle $F \subset \wedge_{c_2}^{n+1}(J^1)$ can thus be regarded as the "covariant model" of constraint forces. However, in the remainder, we will only consider F^* , and on it the 2-contact forms.

3.2. The field equations

Having introduced the constraint manifold C and the bundle F of constraint forces, we are now ready to derive the field equations. Let $L : J^1 \rightarrow \mathbb{R}$ be a first-order Lagrangian. From section 2.2.1, we know that a section γ defines an extremum of the action (2) associated to L if and only if the Euler-Lagrange equations are satisfied:

$$(j^1 \gamma) \lrcorner_{W-L} = 0 \quad \text{for all } W \in X(J^1):$$

In the case of nonholonomic constraints, we consider only infinitesimal variations compatible with the constraint, as in the following definition:

Definition 3.2 (see def. 2 in [1]). A section γ of π is a solution of the nonholonomic problem if $(j^1 \gamma) \lrcorner_{j^1 V \lrcorner L} = 0$ for all vertical vector fields V on Y such that, along C ,

$$j^1 V \lrcorner \omega = 0 \quad \text{for all } \omega \in F; \quad (10)$$

with $j^1 V$ the prolongation of V to J^1 .

In coordinates, one easily shows (see [20, Thm. 3.1]) that

$$(j^1 \gamma) \lrcorner_{j^1 V \lrcorner L} = V^a \frac{\partial L}{\partial y^a}(j^1 \gamma) - \frac{\partial}{\partial x} \frac{\partial L}{\partial y^a}(j^1 \gamma) \, d^{n+1}x;$$

where $V = V^a \frac{\partial}{\partial y^a}$ is a π -vertical vector field on Y . On the other hand, condition (10) translates in coordinates into

$$V^a \frac{\partial'}{\partial y_0^a} = 0;$$

and the nonholonomic Euler-Lagrange equations are therefore given by

$$\frac{\partial L}{\partial y^a}(j^1 \gamma) - \frac{\partial}{\partial x} \frac{\partial L}{\partial y^a}(j^1 \gamma) = \frac{\partial'}{\partial y_0^a}(j^1 \gamma);$$

for a set of unknown Lagrange multipliers λ_a that have to be determined from the additional requirement that $\text{Im } j^1 \gamma \subset C$.

3.3. Noether's theorem

It is well known from mechanics of point particles that the presence of nonholonomic constraints invalidates the "unconstrained" Noether theorem (theorem 2.4), i.e. it is no longer true that to every continuous symmetry corresponds a conserved quantity. Only if we impose additional conditions on the infinitesimal generators of the symmetry it is possible to obtain an analogue of Noether's theorem :

Proposition 3.3. Let L be a G -equivariant Lagrangian density. Assume that \mathcal{L}_g is such that $j^1 \mathcal{L} = 0$ along C for all $\mathcal{L} \in \mathcal{F}$. Then the following conservation law holds:

$$d[(j^1)^* \mathcal{L}] = 0;$$

for all sections σ of \mathcal{C} that are solutions of the nonholonomic field equations.

Proof: Let \mathcal{L} be an element of \mathcal{F} such that, along C , $j^1 \mathcal{L} = 0$ for all $\mathcal{L} \in \mathcal{F}$. Because of the nonholonomic field equations, $(j^1)^* \mathcal{L} = 0$. Upon invoking (4) we then obtain the desired result. 2

4. A Cosserat-type model

The theory of Cosserat rods constitutes an approximation to the full three-dimensional theory of elastic deformations of rod-like bodies. Originally conceived at the beginning of the twentieth century by the Cosserat brothers, it laid dormant for more than fifty years until it was revived by the pioneers of rational mechanics (see [24, x98] for an overview of its history). It is now an important part of modern nonlinear elasticity and its developments are treated in great detail for instance in [12], which we follow here.

A Cosserat rod can be visualised as specified by a curve $\gamma : \mathbb{R} \rightarrow \mathbb{R}^3$, called the centerline, to which is attached a frame $\{d_1(s); d_2(s); d_3(s)\}$, called the director frame (models with different numbers of directors are also possible). The rough idea is that the centerline characterizes the configuration of the rod when its thickness is neglected, whereas the director model the configuration of the laminae transverse to the centerline. In the Cosserat theory, the laminae are assumed to deform homogeneously, and therefore the specification of a director frame in \mathbb{R}^3 fixed to a lamina completely specifies the configuration of that lamina.

In the special case where the laminae are rigid discs at right angles to the centerline, one can choose the director frame $\{d_1; d_2; d_3\}$ to be orthogonal with, in addition, d_2 and d_3 of unit length (attached to the laminae) and d_1 aligned with $\gamma'(s)$, the tangent vector to the centerline. If, in addition, the centerline is assumed to be inextensible, so that we may choose the parameter s to be arclength, d_1 is also of unit length and the director frame is orthonormal. In this case, the specification of, say, d_2 is enough to determine a director frame: putting $d_1 = \gamma'$, we then know that $d_3 = d_1 \wedge d_2$.

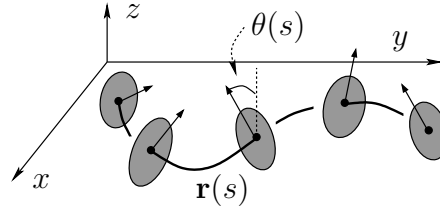


Figure 1. Geometry of the constrained rod

Here, we will consider the case of a Cosserat rod with an inextensible centerline and rigid laminae. In addition, we will assume that the centerline is planar, which will allow us to eliminate the director frame almost completely. The result is a Lagrangian field theory of second order, to which the results of section 2.2 can be applied.

4.1. The planar Cosserat rod

Consider an inextensible Cosserat rod of length ℓ equipped with three directors. If we denote the centerline at time t as $\mathbf{r}(t; s)$, inextensibility allows us to assume that the parameter s is the arclength. Secondly, we can take the director frame $\{d_1; d_2; d_3\}$ to be orthonormal, such that d_1 is the unit tangent vector \mathbf{r}^0 . We will not take the effect of gravity into account.

In addition, we now assume that the centerline is a planar curve moving in the horizontal plane, i.e. $\mathbf{r}(t; s)$ can be written as $(x(t; s); y(t; s); 0)$. We introduce the slope $\theta(t; s)$ of the centerline as $(\cos \theta; \sin \theta) = (x^0(t; s); y^0(t; s))$. Furthermore, we define the angle $\phi(t; s)$, referred to as the torsion of the rod, as the angle subtended between e_2 and d_3 . The director frame is completely determined once we know the slope $\theta(s; t)$ and the torsion $\phi(s; t)$.

The specific constraints imposed on our rod model therefore allow us to eliminate the director frame in favour of the slope θ and the torsion ϕ . Furthermore, as we shall see, the slope θ is related to the curvature of the centerline. Note that, in formulating the dynamics, we still have to impose the inextensibility condition $(x^0)^2 + (y^0)^2 = 1$.

Remark 4.1. Note that ϕ has nothing to do with the usual geometric concept of torsion of a curve in \mathbb{R}^3 , and neither is ϕ related to the concept of shear in (for example) the theory of the Timoshenko beam.

Remark 4.2. The inextensibility condition is of the same type as the incompressibility constraint mentioned in the introduction. It is not integrable, but by making the transition to the Cauchy framework, it induces a holonomic constraint on the space of Cauchy data. Therefore, we will model it as in [6] by making use of the vakonomic model.

4.2. The dynamics

As the director frame is orthonormal, there exists a vector u , defined by $d_i^0 = u \cdot d_i$, called the strain or Darboux vector. With the conventions from the previous section, u takes the following form :

$$u = \theta^0 d_1 + \theta'^0 e_z :$$

(u can be thought of as an "angular momentum" vector, but with time-derivatives replaced by derivatives with respect to arclength.)

The dynamics of our rod model can be derived from a variational principle. The kinetic energy is given by

$$T = \frac{1}{2} \int_0^Z (\dot{x}^2 + \dot{y}^2) + \frac{\rho}{2} ds ;$$

where ρ is an appropriately chosen constant. Here, the mass density is denoted by ρ , and will be assumed constant from now on.

For a hyperelastic rod, the potential energy is of the form

$$V = \int_0^Z W(u_1; u_2; u_3) ds ;$$

where $W(u_1; u_2; u_3)$ is called the stored energy density, and the u_i are the components of u relative to the director frame: $u_i = u \cdot d_i$. In the simplest case, of linear elasticity, W is a quadratic function of the strains:

$$W(u_1; u_2; u_3) = \frac{1}{2} (K_1 u_1^2 + K_2 u_2^2 + K_3 u_3^2) : \quad (11)$$

We will not dwell on the physical interpretation of the constants K_i any further (in this case, they are related to the moments of inertia of the laminae). If the rod is transversely isotropic, i.e. if the laminae are invariant under rotations around d_1 , we may take $K_2 = K_3$. The potential energy then becomes

$$V = \frac{1}{2} \int_0^Z (\theta^0)^2 + K \theta'^2 ds ;$$

where θ is the curvature of the centerline, i.e. $\theta^2 = (\theta^0)^2 = (\dot{x}^0)^2 + (\dot{y}^0)^2$, and where we have put $K_1 := K_1$ and $K := K_2$. Models with a similar potential energy abound throughout the literature and are generally referred to as the Euler elastica. For more information, see [25] and the references therein.

4.3. The second-order model

Having eliminated the derivative of the slope θ' from the stored energy density, we end up with a model in which the fields are the coordinates of the centerline $(x(t; s); y(t; s))$ and

the torsion angle $(t; s)$. This model fits into the framework developed in section 2.2.2; the base space X is \mathbb{R}^2 , with coordinates $(t; s)$ and the total space Y is $X \times \mathbb{R}^2 \times S^1$, with fibre coordinates $(x; y; \theta)$.

The total Lagrangian now consists of kinetic and potential energy, as well as an additional term enforcing the constraint of inextensibility, and can be written as

$$L = \frac{1}{2}(\dot{x}^2 + \dot{y}^2) + \frac{1}{2} \dot{\theta}^2 - \frac{1}{2} (x^0)^2 + K \frac{1}{2} p ((x^0)^2 + (y^0)^2 - 1); \quad (12)$$

where p is a Lagrange multiplier associated to the constraint of inextensibility. The field equations associated to this Lagrangian take the following form :

$$\begin{aligned} \frac{\partial}{\partial s} (x + K x^{\text{mom}}) &= \frac{\partial}{\partial s} (p x^0) \\ \frac{\partial}{\partial s} (y + K y^{\text{mom}}) &= \frac{\partial}{\partial s} (p y^0) \\ \frac{\partial}{\partial s} \theta &= 0; \end{aligned} \quad (13)$$

to be supplemented with the inextensibility constraint

$$(x^0)^2 + (y^0)^2 = 1; \quad (14)$$

which allows to determine the multiplier p . Note in passing that the dynamics of the centerline and the torsion angle are completely uncoupled. This will change once we add nonholonomic constraints.

4.4. Field equations and symmetries

We recall the expression (5) for the second-order Cartan form. If a Lie group G is acting on Y by bundle automorphism s , and on J^3 by prolonged bundle automorphism \tilde{s} , there is a Lagrangian momentum map $J^L = J^3 \downarrow_{L^*}$, as described in section 2.2. We now turn to a brief overview of the symmetries associated to the rod model introduced in the previous section. For an overview of symmetries in the general theory of Cosserat rods, see [26].

Translations in time The Lie group \mathbb{R} acts on X by translations in time: $(s; t) \mapsto (s; t + \epsilon)$. The Lagrangian is equivariant and the pullback to X (by a solution j^3 of the field equations) of the momentum map associated to the infinitesimal generator $\frac{\partial}{\partial t}$ is given by

$$\begin{aligned} (j^3)^* J_1^L &= (p x^0 - K x^{\text{mom}}) \underline{x} + (p y^0 - K y^{\text{mom}}) \underline{y} + \dot{\theta} - K (x^0 \underline{x}^0 + y^0 \underline{y}^0) \frac{d}{dt} \\ &+ \underbrace{\left[\frac{1}{2} (\dot{x}^2 + \dot{y}^2) + \frac{1}{2} \dot{\theta}^2 + \frac{K}{2} ((x^0)^2 + (y^0)^2) + \frac{1}{2} (\dot{\theta}^2 + \frac{p}{2} ((x^0)^2 + (y^0)^2 - 1)) \right]}_E ds; \end{aligned} \quad (15)$$

where we have introduced the energy density E . By taking the exterior derivative of (15) and integrating the conservation law $d[(j^3)^* J_1^L] = 0$ over $[0; \cdot] \cap [t_0; t_1] \subset \mathbb{R}^2$, we

obtain

$$E(t_1) - E(t_0) = \int_{t_0}^{t_1} \int_0^h (p\dot{x}^0 - Kx^{\text{III}})\underline{x} + (p\dot{y}^0 - Ky^{\text{III}})\underline{y} + \frac{1}{2}(\dot{x}^0)^2 + K(x^{\text{II}}\dot{x}^0 + y^{\text{II}}\dot{y}^0) ds dt; \quad (16)$$

where $E(t) = \int_0^R E ds$ is the total energy, which is conserved if suitable boundary conditions are imposed. This is the case, for instance, for periodic boundary conditions or when both ends of the rod can move freely, i.e. when

$$p\dot{x}^0 - Kx^{\text{III}} = p\dot{y}^0 - Ky^{\text{III}} = 0 \quad \text{and} \quad x^{\text{II}} = y^{\text{II}} = \dot{x}^0 = \dot{y}^0 = 0 \quad \text{at } s = 0; \ell;$$

Spatial translations Consider the Abelian group \mathbb{R}^2 acting on the total space Y by translation, i.e. for each $(a; b) \in \mathbb{R}^2$ we consider the map $(a; b) : (s; t; x; y) \mapsto (s; t; x + a; y + b)$. The Lagrangian density is invariant under this action and the associated momentum map is

$$J_{(v_1, v_2)}^L = \int_0^h (v_1 \underline{x} + v_2 \underline{y}) ds + \int_{t_0}^{t_1} (v_1 p\dot{x}^0 - v_1 Kx^{\text{III}} + v_2 p\dot{y}^0 - v_2 Ky^{\text{III}}) dt \quad \text{for all } (v_1; v_2) \in \mathbb{R}^2;$$

Again, under suitable boundary conditions, $J_{(v_1, v_2)}^L$ gives rise to a conserved quantity, which is the total linear momentum of the rod.

Similarly, S^1 acts on Y by translations in θ , with infinitesimal generators of the form $\frac{\partial}{\partial \theta}$, and the corresponding momentum map is

$$J^L = \int_0^h \dot{\theta} ds;$$

The ensuing conservation law is given by $\dot{\theta} = \omega$ and, hence, is just the equation of motion for θ .

Spatial rotations Finally, we note that the rotation group $SO(2)$ acts on Y by rotations in the $(x; y)$ -plane. The infinitesimal generator corresponding to $\mathfrak{so}(2) = \mathbb{R}$ is given by $y \frac{\partial}{\partial x} - x \frac{\partial}{\partial y}$; its prolongation to J^3 is

$$J^3 = y \frac{\partial}{\partial x} - x \frac{\partial}{\partial y} + y \frac{\partial}{\partial \underline{x}} - x \frac{\partial}{\partial \underline{y}} + y^0 \frac{\partial}{\partial x^0} - x^0 \frac{\partial}{\partial y^0} + \dots;$$

where the dots represent terms involving higher-order derivatives. As J^L is semibasic with respect to $\pi_{3,1}$, these terms make no contribution to the momentum map. The momentum map is given by

$$J_1^L = \int_0^h [x(p\dot{y}^0 + Ky^{\text{III}}) - y(p\dot{x}^0 + Kx^{\text{III}}) - K(x^{\text{II}}y^0 - y^{\text{II}}x^0)] dt + (x\underline{y} - y\underline{x}) ds;$$

leading to the conservation of total angular momentum. Note that the angular momentum does not involve $\dot{\theta}$, in contrast to the corresponding expression in more general treatments of Cosserat media. This is a consequence of the fact that we defined the action of $SO(2)$ on Y to act trivially on the θ part.

4.5. A nonholonomic model

Consider again a Cosserat rod as in the previous section. The constraint that we are now about to introduce is a generalization of the familiar concept of rolling without sliding in mechanics: we assume that the rod is placed on a horizontal plane, which we take to be perfectly rough, so that each of the laminae rolls without sliding. This is expressed mathematically in terms of the following constraints (see [27,28]):

$$\underline{x} + R \sin' = 0 \quad \text{and} \quad \underline{y} - R \cos' = 0; \quad (17)$$

where R is the radius of the laminae. By eliminating the slope $'$ we then obtain

$$\underline{x} + R \dot{y}^0 = 0 \quad \text{and} \quad \underline{y} - R \dot{x}^0 = 0; \quad (18)$$

Incidentally, the passage from (17) to (18) again illustrates why derivatives with respect to time play a fundamentally different role as opposed to the other derivatives.

The Lagrangian density of the nonholonomic rod is still given by (12); we recall that it is of second order, as the stored energy function (11) is of grade two. The constraints on the other hand are of first order. By demanding that the action be stationary under variations compatible with the given constraints (a similar approach to section 3.2), we obtain the following field equations:

Definition 4.3. A section γ of \mathcal{C} is a solution of the nonholonomic problem if and only if $\mathcal{I}m \, j^1 \gamma \subset C$, and, along C ,

$$(j^3 \gamma)^* j^3 V \rfloor_{\mathcal{L}} = 0 \quad (19)$$

for all \mathcal{L} -vertical vector fields V on Y such that $j^1 V \rfloor_{\mathcal{L}} = 0$ for all $\gamma \in \mathcal{F}$.

The left-hand side of (19) is just the Euler-Lagrange equation (6) for a second-order Lagrangian. As the constraints are first order, they can be treated exactly as in section 3.2. In coordinates, the nonholonomic field equations hence are given by

$$\frac{\partial L}{\partial y^a} - \frac{d}{dx} \frac{\partial L}{\partial \dot{y}^a} + \frac{d^2}{dx \, dx} \frac{\partial L}{\partial \ddot{y}^a} = \frac{\partial \mathcal{L}'}{\partial y_0^a};$$

By substituting the Lagrangian (12) and the constraints (18) into the Euler-Lagrange equations, we obtain the following set of nonholonomic field equations:

$$\begin{aligned} \begin{matrix} \geq \\ \geq \\ \geq \end{matrix} \quad \begin{matrix} x + K x^{\text{mm}} = \\ y + K y^{\text{mm}} = \\ \omega = \end{matrix} &= \begin{matrix} \frac{\partial}{\partial s} (p x^0) + \\ \frac{\partial}{\partial s} (p y^0) + \\ R (\dot{y}^0 - \dot{x}^0); \end{matrix} \end{aligned} \quad (20)$$

where λ ; μ and p are Lagrange multipliers associated with the nonholonomic constraints and the constraint of inextensibility, respectively. These equations are to be supplemented by the constraint equations (14) and (18).

In the familiar case of the rolling disc, it is well known that energy is conserved. There is a similar conservation law for the nonholonomic rod.

Proposition 4.4. The total energy (16) is conserved for each solution of the nonholonomic field equations (20) and constraints (14) and (18). A fortiori, the solutions of the nonholonomic field equations satisfy the local conservation law $d[(j^3) J_1^L] = 0$, where J_1^L is the momentum map associated to time translation introduced in (15).

Proof: This follows immediately from proposition 3.3 and the fact that $\frac{\partial}{\partial t}$ (or rather its prolongation to J^1) annihilates F along the constraint manifold. Indeed, if we introduce the forms ω^1 and ω^2 , defined as in (8), and explicitly given by

$$\begin{aligned}\omega^1 &= (dx - \underline{x}dt) \wedge ds + Ry^0(d - dt) \wedge ds; \\ \omega^2 &= (dy - \underline{y}dt) \wedge ds - Rx^0(d - dt) \wedge ds;\end{aligned}$$

then

$$\frac{\partial}{\partial t} \lrcorner_{J^1} \omega^1 = (\underline{x} + R - y^0)ds - (\underline{y} - R - x^0)ds;$$

which vanishes when restricted to C . A similar argument shows that the contraction of $\frac{\partial}{\partial t}$ with ω^2 vanishes. Hence, proposition 3.3 can be applied; the associated momentum map is just (15). 2

5. Discrete nonholonomic field theories

In this section we present an extension to the case of field theories of the discrete d'Alembert principle described in [14]. We also study an elementary numerical integration scheme aimed at integrating the field equations (20).

As in the previous sections, we will consider the trivial bundle with base space $X = \mathbb{R}^M$ (where $M = [0; \infty)$), and total space Y the product $X \times S$, where $S = \mathbb{R}^2 \times S^1$. Our discretization scheme is the most straightforward possible: The base space X will be discretized by means of the uniform mesh $Z = Z_h$, and the total space Y by replacing it with $X \times \mathbb{R}^2 \times \mathbb{R}$.

5.1. Discrete Lagrangian field theories

We begin by giving an overview of discrete Lagrangian field theories, inspired by [13, 22]. In order to discretize the second-order jet bundle, we need to approximate the derivatives of the field (of first and second order). This we do by means of central differences with spatial step k and time step h :

$$- \frac{n+1, i - n, i}{h}; \quad 0 - \frac{n, i+1 - n, i-1}{2k}; \quad \text{and} \quad \omega - \frac{n, i+1 - 2n, i + n, i-1}{k^2}; \quad (21)$$

where ∂_i stands for either x or y . Other derivatives will not be needed. For ∂_i , we use

$$\partial_i = \frac{n+1}{h} \partial_{i+1} \quad \text{and} \quad \partial_i = \frac{n}{k} \partial_{i-1} \quad (22)$$

Let M be the uniform mesh in $X = \mathbb{R}^2$ whose elements are points with integer coordinates; i.e. $M = \mathbb{Z} \times \mathbb{Z}$. The elements of M are denoted as $(n; i)$, where the first component refers to time, and the second to the spatial coordinate. We define a 9-cell centered at $(n; i) \in M$, denoted by $[x]_{(n; i)}$, to be a nine-tuple of the form

$$[x]_{(n; i)} = ((n-1; i-1); (n-1; i); (n-1; i+1); (n; i-1); (n; i); (n; i+1); (n+1; i-1); (n+1; i); (n+1; i+1)) \quad (23)$$

It is clear from the finite difference approximations that a generic second-order jet j_x^2 can be approximated by specifying the values of x at the nine points of a cell.

However, in the case of the nonholonomic rod, the Lagrangian depends only on the derivative coordinates whose finite difference approximations were given in (21) and (22). Therefore, we can simplify our exposition by defining a 6-cell at $(n; i)$ to be the six-tuple

$$[x]_{(n; i)} = ((n; i-1); (n; i); (n; i+1); (n+1; i-1); (n+1; i); (n+1; i+1)) \quad (24)$$

We will refer to 6-cells simply as cells. Let us denote the set of all cells by $X^6 = \{[x]_{(n; i)} : (n; i) \in M\}$. We now define the discrete 2nd order jet bundle to be $J_d^2 = X^6 \times S^6$ (see [13, 22, 29]). A discrete section of J_d^2 (also referred to as a discrete eld) is a map $\phi : M \rightarrow S$. Its second jet extension is the map $j^2 \phi : X^6 \rightarrow J_d^2$ defined as

$$j^2 \phi([x]_{(n; i)}) = (\phi(x_1); \dots; \phi(x_6));$$

where $x_1; \dots; x_6$ are the vertices that make up $[x]_{(n; i)}$ (ordered as in (24)). Given a vector eld W on Y , we define its second jet extension to be the vector eld $j^2 W$ on J_d^2 given by

$$j^2 W([x]; f_1; \dots; f_6) = (W(x_1; f_1); W(x_2; f_2); \dots; W(x_6; f_6));$$

Let us now assume that a discrete Lagrangian $L_d : J_d^2 \rightarrow \mathbb{R}$ is given. The action sum S_d is then defined as

$$S_d(\phi) = \sum_{[x]} L_d(j^2 \phi([x])); \quad (25)$$

Given a vertical vector eld V on Y and a discrete eld ϕ , we obtain a one-parameter family ϕ_t by composing ϕ with the flow of V :

$$\phi_t([x]) = (\phi(x_1); \phi_t([x]_1); \dots; \phi_t([x]_6)); \quad (26)$$

The variational principle now consists of seeking discrete elds ϕ that extremize the discrete action sum. The fact that ϕ is an extremum of S under variations of the form

(26) is expressed by

$$\begin{aligned} \sum_{(n,i) \in M} \left(D_1 L(j^2(x)_{(n,i+1)}) + D_2 L(j^2(x)_{(n,i)}) + D_3 L(j^2(x)_{(n,i-1)}) \right. \\ \left. + D_4 L(j^2(x)_{(n-1,i+1)}) + D_5 L(j^2(x)_{(n-1,i)}) + D_6 L(j^2(x)_{(n-1,i-1)}) \right) = 0: \end{aligned} \quad (27)$$

As the variation X is completely arbitrary, we obtain the following set of discrete Euler-Lagrange field equations:

$$\begin{aligned} D_1 L(j^2(x)_{(n,i+1)}) + D_2 L(j^2(x)_{(n,i)}) + D_3 L(j^2(x)_{(n,i-1)}) + \\ D_4 L(j^2(x)_{(n-1,i+1)}) + D_5 L(j^2(x)_{(n-1,i)}) + D_6 L(j^2(x)_{(n-1,i-1)}) = 0: \end{aligned} \quad (28)$$

for all (n,i) . Here, we have denoted the values of the field at the points (n,i) as $x_{n,i}$.

5.2. The discrete d'Alembert principle

Our discrete d'Alembert principle is nothing more than a suitable field-theoretic extension of the discrete Lagrange-d'Alembert principle described in [14]. Just as in that paper, in addition to the discrete Lagrangian L_d , two additional ingredients are needed: a discrete constraint manifold $C_d \subset J_d^1$ and a bundle of constraint forces F_d on J_d^2 . However, as our constraints (in particular (18)) are not linear in the derivatives, as opposed to the case in [14], our analysis will be more involved.

The discrete constraint manifold $C_d \subset J_d^1$ will usually be constructed from the continuous constraint manifold C by subjecting it to the same discretization as used for the discretization of the Lagrangian (i.e. (21) and (22)). To construct the discrete counterpart F_d of the bundle of discrete constraint forces, somewhat more work is needed.

Remark 5.1. For the discretization of the constraint manifold, it would appear that we need a discrete version of the first-order jet bundle as well. A similar procedure as for the discretization of the second-order jet bundle (using the same finite differences as in (21) shows that a discrete 1-jet depends on the values of the field at the same four points of a cell as a discrete 2-jet: the difference between J_d^1 and J_d^2 lies in the way in which the values of the field at these points are combined. Therefore, we can regard the discrete version of C , to be defined below, as a subset of J_d^2 .

5.2.1. The bundle of discrete constraint forces In this section, we will construct F_d by following a discrete version of the procedure used in section 3.1. Just as in the continuous case, it is here that the difference between spatial and time derivatives will become fundamental. Indeed, we will discretize with respect to space first, and (initially) not with respect to time. It should be noted that the construction outlined in this paragraph is not entirely rigorous but depends strongly on coordinate expressions. Presumably, one would need a sort of discrete Cauchy analysis in order to solidify these

arguments. For now, we will just accept that this reasoning provides us with the correct form of the constraint forces.

For the sake of convenience, we suppose that C is given by the vanishing of k independent functions ϕ on J^1 . By applying the spatial discretizations in (21) and (22) to ϕ , we obtain k functions, denoted as $\phi_{1=2}$, on J_d^2 TS. We define the semi-discretized constraint submanifold $C_{1=2}$ to be the zero level set of the functions $\phi_{1=2}$.

Consider now the forms

$$\omega_{1=2} := S^*(d\phi_{1=2})$$

(where S is the vertical endomorphism on TS); they are the semi-discrete counterparts of the forms defined in (8). The forms $\omega_{1=2}$ are semi-basic. By discretizing the time derivatives, however, we obtain a set of basic forms on J_d^2 , which we also denote by $\omega_{1=2}$. An example will make this clearer.

Example 5.2. Consider, for instance, the constraint manifold $C \subset J^2$ defined as the zero level set of the function $\phi = A_{ab} y_0^a y_1^b + B_b (y_1^b)^2$, where A_{ab} and B_b are constants. By applying (21) and (22), it follows that C_d is given as the zero level set of the function

$$\phi_d([y]) := A_{ab} \frac{y_{n+1,ji}^a}{h} \frac{y_{n,ji}^b}{2k} + B_b \frac{y_{n,ji+1}^b}{2k} \quad \text{for } [y] \in J_d^1;$$

and $C_{1=2}$ as the zero level set of the function

$$\phi_{1=2}([y]; v) := A_{ab} v^a \frac{y_{n,ji+1}^b}{2k} + B_b \frac{y_{n,ji+1}^b}{2k}$$

for $[y] \in J_d^1$ and $v \in TS$. The bundle F_d is then generated by the one-form $\omega_{1=2} := S^*(d\phi_{1=2})$, or explicitly,

$$= A_{ab} \frac{y_{n,ji+1}^b}{2k} dy^a;$$

Remark 5.3. There exists a projection $\pi^1 : T^*TS \rightarrow TS$, closely related to the vertical endomorphism S and defined as

$$\pi^1; v := \pi; v_w^{\text{vlift}} \quad \text{for } v \in T_w TS;$$

where the superscript "vlift" denotes the vertical lift of v (see [30]). By using this projection, we may define $\omega_{1=2}$ as $\omega_{1=2} = \pi^1^* d\phi_{1=2}$.

5.2.2. The discrete nonholonomic field equations Assuming that L_d , C_d and F_d are given (their construction will be treated in more detail in the next section), the derivation of the discrete nonholonomic field equations is similar to the continuum derivation: we are looking for a discrete field γ such that $\text{Im } \gamma^1 \subset C_d$ and such that γ is an extremum

of (25) for all variations compatible with the constraints, in the sense that the variation X satisfies, for all (n, i) ,

$$X((n, i)) \prod_{l=2}^6 (j^2([x]_{(n, i)})) = 0:$$

From (27) we then obtain the discrete nonholonomic field equations:

$$D_1 L(j^2([x]_{(n, i+1)})) + D_2 L(j^2([x]_{(n, i)})) + D_3 L(j^2([x]_{(n, i-1)})) + D_4 L(j^2([x]_{(n-1, i+1)})) \\ + D_5 L(j^2([x]_{(n-1, i)})) + D_6 L(j^2([x]_{(n-1, i-1)})) = \prod_{l=2}^6 (j^2([x]_{(n, i)})); \quad (29)$$

where the Lagrange multipliers are to be determined from the requirement that $\prod_{l=2}^6 C_d$.

5.3. An explicit, second-order algorithm

In this section, we briefly present some numerical insights into the nonholonomic field equations of section 4.5. Our aim is twofold: for generic boundary conditions, the nonholonomic field equations (20) cannot be solved analytically and in order to gain insight into the behaviour of our model, we therefore turn to numerical methods. Secondly, in line with the fundamental tenets of geometric integration, we wish to show that the construction of practical integration schemes is strongly guided by geometric principles.

In discretizing our rod model, we effectively replace the continuous rod by N rigid rolling discs interconnected by some potential (see [33]). This is again an illustration of the fact that the constraints are truly nonholonomic. Our integrator is just a concatenation of the leapfrog algorithm for the spatial part, and a nonholonomic mechanical integrator for the integration in time.

Remark 5.4. In constructing these integrators, we are mainly focussed on the treatment of nonholonomic constraints. Therefore, we have taken the liberty of making one rather drastic simplification: we neglect the Lagrange multiplier p associated with the inextensibility constraint $(x^0)^2 + (y^0)^2 = 1$. This is valid only in the regime of very small deformations (see [31]), but we are convinced that it provides a number of important insights into the behaviour of the full model.

As a first attempt at integrating (20), we present an explicit, second-order algorithm. In the Lagrangian, the derivatives are approximated by

$$\underline{x} \approx \frac{x_{n+1, i} - x_{n, i}}{h} \quad \text{and} \quad x^{(0)} \approx \frac{x_{n, i-1} - 2x_{n, i} + x_{n+1, i}}{k^2};$$

where h is the time step, and k is the space step. Similar approximations are used for the derivatives of y , and for ω we use

$$\omega \approx \frac{\omega_{n+1, i} - \omega_{n, i}}{h} \quad \text{and} \quad \omega^0 \approx \frac{\omega_{n, i+1} - \omega_{n, i}}{k}. \quad (30)$$

The discrete Lagrangian density can then be found by substituting these approximations into the continuum Lagrangian (12). Explicitly, it is given by

$$L_d = \frac{1}{2h^2} (\mathbf{x}_{n+1,i} - \mathbf{x}_{n,i})^2 + (\mathbf{y}_{n+1,i} - \mathbf{y}_{n,i})^2 + \frac{1}{2h^2} (\mathbf{x}_{n+1,i} - \mathbf{x}_{n,i})^2 - \frac{1}{2k^2} (\mathbf{x}_{n,i+1} - \mathbf{x}_{n,i})^2 \\ + \frac{K}{2k^4} (\mathbf{x}_{n,i-1} - 2\mathbf{x}_{n,i} + \mathbf{x}_{n,i+1})^2 + \frac{K}{2k^4} (\mathbf{y}_{n,i-1} - 2\mathbf{y}_{n,i} + \mathbf{y}_{n,i+1})^2; \quad (31)$$

Note that L_d only depends on four of the six points in each cell (see (24)). The discrete constraint manifold C_d is found by discretizing the constraint equations (18). In order to obtain a second-order accurate approximation, we use central differences:

$$\mathbf{x}^0 = \frac{\mathbf{x}_{n,i+1} - \mathbf{x}_{n,i-1}}{2k};$$

(and similar for $\mathbf{y}^0; \mathbf{x}, \mathbf{y}; -$) and hence we obtain that C_d is given by

$$\mathbf{x}_{n+1,i} - \mathbf{x}_{n-1,i} + \frac{R}{2k} (\mathbf{x}_{n+1,i} - \mathbf{x}_{n-1,i}) (\mathbf{y}_{n,i+1} - \mathbf{y}_{n,i-1}) = 0; \quad (32)$$

and

$$\mathbf{y}_{n+1,i} - \mathbf{y}_{n-1,i} - \frac{R}{2k} (\mathbf{x}_{n+1,i} - \mathbf{x}_{n-1,i}) (\mathbf{x}_{n,i+1} - \mathbf{x}_{n,i-1}) = 0; \quad (33)$$

for all (n, i) . The semi-discrete constraint manifold $C_{1=2}$, on the other hand, is given by

$$\mathbf{x}_{n,i} + \frac{R}{2k} \mathbf{y}_{n,i} (\mathbf{y}_{n,i+1} - \mathbf{y}_{n,i-1}) = 0;$$

and

$$\mathbf{y}_{n,i} - \frac{R}{2k} \mathbf{y}_{n,i} (\mathbf{x}_{n,i+1} - \mathbf{x}_{n,i-1}) = 0;$$

and hence F_d is generated by

$$\mathbf{1} = d\mathbf{x} + \frac{R}{2k} (\mathbf{y}_{n,i+1} - \mathbf{y}_{n,i-1}) d\mathbf{y} \quad \text{and} \quad \mathbf{2} = d\mathbf{y} - \frac{R}{2k} (\mathbf{x}_{n,i+1} - \mathbf{x}_{n,i-1}) d\mathbf{x};$$

We conclude that the discrete nonholonomic field equations (29) are in this case

$$\mathbf{x}_{n+1,i} - 2\mathbf{x}_{n,i} + \mathbf{x}_{n-1,i} = h^2 \mathbf{i} \cdot \frac{h^2 K}{k^4} \mathbf{x}_{n,i} \quad (34)$$

and

$$\mathbf{y}_{n+1,i} - 2\mathbf{y}_{n,i} + \mathbf{y}_{n-1,i} = h^2 \mathbf{i} \cdot \frac{h^2 K}{k^4} \mathbf{y}_{n,i} \quad (35)$$

as well as

$$(\mathbf{x}_{n+1,i} - 2\mathbf{x}_{n,i} + \mathbf{x}_{n-1,i}) = R h^2 \mathbf{i} \cdot \frac{\mathbf{y}_{n,i+1} - \mathbf{y}_{n,i-1}}{2k} - \mathbf{i} \cdot \frac{\mathbf{x}_{n,i+1} - \mathbf{x}_{n,i-1}}{2k} + \frac{h^2}{k^2} \mathbf{2}_{n,i};$$

where Δ^2 and Δ^4 are the 2nd and 4th order finite difference operators in the spatial direction, respectively:

$$\Delta^2 f_{n,ji} = f_{n,ji+1} - 2f_{n,ji} + f_{n,ji-1}$$

and

$$\Delta^4 f_{n,ji} = f_{n,ji+2} - 4f_{n,ji+1} + 6f_{n,ji} - 4f_{n,ji-1} + f_{n,ji-2} :$$

In order to determine \mathbf{d}_3 and \mathbf{d}_4 , these equations need to be supplemented by the discrete constraints (32) and (33).

For the purpose of numerical simulation, the following values were used: $\mu = 1$, $\nu = 0.3$, $\rho = 1$, $K = 0.7$, $\ell = 4$, and $R = 1$. For the spatial discretization, 32 points were used (corresponding to $k = 0.1290$) and the time step was set to $h = 1/8k^2$, a fraction of the maximal allowable time step for the Euler-Bernoulli beam equation (see [32]). The ends of the rod were left free and the following initial conditions were used:

$$\mathbf{r}_0(s) = (s; 0); \quad \mathbf{d}_0(s) = \frac{1}{2} \cos \frac{s}{\ell} \quad \text{and} \quad \mathbf{r}_0(s) = (0; 0); \quad \mathbf{d}_0(s) = 0:$$

An animation (created with Povray, an open source raytracer) depicting the motion of the nonholonomic Cosserat rod is available from the author's web page. In figure 2, an impression of the motion of the rod is given. The arrows represent the director field \mathbf{d}_3 and serve as an indication of the torsion. The rod starts from an initially straight, but twisted state and gradually untwists, meanwhile effecting a rotation.

In figure 3, the energy of the nonholonomic rod is plotted. Even though our algorithm is by its very nature not symplectic (or multi-symplectic { see [34]), there is still the similar behaviour of "almost" energy conservation.

6. Conclusion and outlook

It is clear that the study of nonholonomic field theories forms a vast subject. This paper gives only a brief survey of a number of straightforward results, but there are many more things to be explored. An acute problem is the lack of an extensive number of interesting examples; while this of course impedes progress on the theoretical front, there are nevertheless a number of points worth investigating, which we now discuss.

In proposition 4.4 we used the fact that the bundle of reaction forces is annihilated by the generator of time translations in order to prove conservation of energy. Even when this is not the case, experience from mechanics (see [35]{37]) as well as from different types of nonholonomic field theories (see [3]) seems to suggest that it might be possible to prove a nonholonomic momentum equation instead.




Figure 2. Motion of the rod from $t = 0$ to $t = 4.5$.

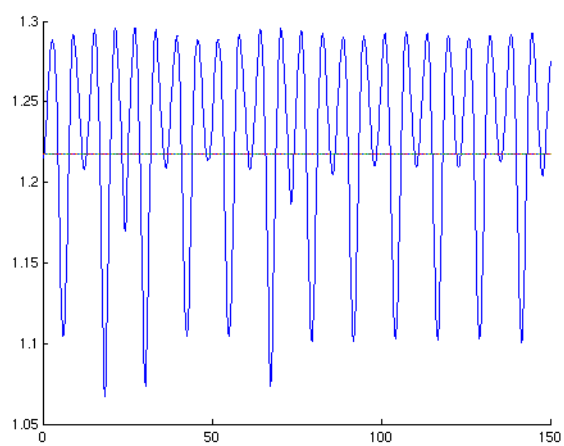


Figure 3. Energy behaviour of the integration algorithm.

From a numerical point of view, the explicit algorithm of section 5.3 is not very accurate. It is second-order in space and time and suffers from a restrictive stability condition. The development of more sophisticated integration schemes that exactly preserve the nonholonomic constraints would definitely be very interesting. Perhaps the most interesting of all, at least in line with the current investigations, would be a simulation of the full nonholonomic model (20) (i.e. with the inextensibility constraint included).

Acknowledgments

Financial support from the Research Association Flanders (FWO-Vlaanderen) is gratefully acknowledged. I would like to thank Frans Cantrijn for useful discussions and a critical reading of this manuscript, as well as Thomas Bridges, Manuel de Leon, Marcel Epstein, and David Martn de Diego for interesting discussions and many useful remarks.

References

- [1] Binz E, de Leon M, Martn de Diego D and Socolescu D 2002 Nonholonomic Constraints in Classical Field Theories Rep. Math. Phys. 49 151{66
- [2] Vankerschaver J, Cantrijn F, de Leon M and Martn de Diego D 2005 Geometric aspects of nonholonomic field theories Rep. Math. Phys. 56 387{411
- [3] Vankerschaver J 2005 The momentum map for nonholonomic field theories with symmetry Int. J. Geom. Meth. Mod. Phys. 2 1029{41
- [4] Krupkova O 2005 Partial differential equations with differential constraints J. Diff. Eq. 220 354{95
- [5] Krupkova O and Volny P 2005 Euler-Lagrange and Hamilton equations for nonholonomic systems in field theory J. Phys. A: Math. Gen. 38 8715{45
- [6] Marsden J E, Pekarsky S, Shkoller S, and West M 2001 Variational methods, multisymplectic geometry and continuum mechanics J. Geom. Phys. 38 253{84
- [7] Ebin D G and Marsden J E 1970 Groups of diffeomorphisms and the notion of an incompressible uid Ann. Math. (2) 92 102{63
- [8] Binz E, Sniatycki J and Fischer H 1988 Geometry of Classical Fields (Amsterdam: North-Holland Publishing)
- [9] Gotay M J, Isenberg J, and Marsden J E 1999 Momentum Maps and Classical Relativistic Fields. Part II: Canonical Analysis of Field Theories Preprint math-ph/0411032
- [10] de Leon M, Martn de Diego D and Santamarra-Merino A 2004 Symmetries in classical field theory Int. J. Geom. Meth. Mod. Phys. 1 651{710
- [11] Vignolo S and Bruno D 2002 Hyper-ideal constraints in continuum mechanics J. Math. Phys. 43 325{43
- [12] Antman S S 2005 Nonlinear Problems of Elasticity (Berlin: Springer-Verlag)
- [13] Marsden J E, Patrick G W and Shkoller S 1998 Multisymplectic geometry, variational integrators, and nonlinear PDEs Comm. Math. Phys. 199 351{95
- [14] Cortes J and Martinez S 2001 Non-holonomic integrators Nonlinearity 14 1365{92
- [15] Simo J C, Marsden J E, and Krishnaprasad P S 1988 The Hamiltonian structure of nonlinear elasticity: the material and convective representations of solids, rods, and plates Arch. Rat. Mech. Anal. 104 125{83

- [16] Marsden J E and Hughes T 1994 Mathematical foundations of elasticity (New York: Dover Publications Inc)
- [17] Saunders D J 1989 The Geometry of Jet Bundles (Cambridge: Cambridge University Press)
- [18] Krupkova O 1997 The Geometry of Ordinary Variational Equations (Lecture Notes in Mathematics vol1678) (Berlin: Springer-Verlag)
- [19] de Leon M, McLean M, Norris L, Roca A R, and Salgado M 2002 Geometric structures in field theory Preprint math-ph/0208036
- [20] Gotay M J, Isenberg J and Marsden J E 1997 Momentum Maps and Classical Relativistic Fields. Part I: Covariant Field Theory Preprint physics/9801019
- [21] Carhena J F, Crampin M and Ibort L A 1991 On the multisymplectic formalism for first order field theories Di. Geom. Appl. 1 345{74
- [22] Kouranbaeva S and Shkoller S 2000 A variational approach to second-order multisymplectic field theory J. Geom. Phys. 35 333{66
- [23] Epstein M and Segev R 1980 Differentiable manifolds and the principle of virtual work in continuum mechanics J. Math. Phys. 21 1243{5
- [24] Truesdell C and Noll W 1965 The non-linear field theories of mechanics (Berlin: Springer-Verlag)
- [25] Langer J and Singer D A 1996 Lagrangian aspects of the Kirchhoff elastic rod SIAM Review 38 605{18
- [26] Dichmann D J, Li Y and Maddocks J H 1996 Hamiltonian formulations and symmetries in rod mechanics IMA Vol. Math. Appl. vol82 (New York: Springer New York) p 71
- [27] Bloch A 2003 Nonholonomic mechanics and control (Berlin: Springer-Verlag)
- [28] Cortes J 2002 Geometric, control and numerical aspects of nonholonomic systems (Lecture Notes in Mathematics vol1793) (Berlin: Springer-Verlag)
- [29] Vankerschaver J and Cantrijn F 2005 Lagrangian field theories on Lie groupoids Preprint math-ph/0511080
- [30] Yoshimura H and Marsden J E 2006 Dirac Structures in Lagrangian Mechanics. Part I: Implicit Lagrangian Systems Preprint
- [31] Landau L D and Lifshitz E M 1959 Theory of elasticity (London: Pergamon Press)
- [32] Ames W F 1997 Numerical methods for partial differential equations (New York: Academic Press)
- [33] Barth E, Leimkuhler B and Reich S 1999 A time-reversible variable-stepsize integrator for constrained dynamics SIAM J. Sci. Comput. 21 1027{44
- [34] Bridges T J and Reich S 2001 Multi-symplectic integrators: numerical schemes for Hamiltonian PDEs that conserve symplecticity Phys. Lett. A 284 184{93
- [35] Bates L and Sniatycki J 1993 Nonholonomic reduction Rep. Math. Phys. 32 99{115
- [36] Bloch A, Krishnaprasad P, Marsden J E and Murray R 1996 Nonholonomic mechanical systems with symmetry Arch. Rat. Mech. Anal. 136 21{99
- [37] Cantrijn F, de Leon M, Marrero J C and Martn de Diego D 1998 Reduction of nonholonomic mechanical systems with symmetry Rep. Math. Phys. 42 25{45