

Surface modes and multipower law structure in the early-time electromagnetic response of magnetic targets

Peter B. Weichman

²ALPHATECH, Inc., 6 New England Executive Place, Burlington, MA 01803

(Dated: March 27, 2024)

It was recently demonstrated [P. B. Weichman, Phys. Rev. Lett. 91, 143908 (2003)] that the scattered electric field from highly conducting targets following a rapidly terminated electromagnetic pulse displays a universal $t^{-1/2}$ power law divergence at early time. It is now shown that for strongly permeable targets, $\epsilon_c = \epsilon_b - 1$, where ϵ_b is the background magnetic permeability, the early time regime separates into two distinct power law regimes, with the early-early time $t^{-1/2}$ behavior crossing over to $t^{-3/2}$ at late-early time, reflecting a spectrum of magnetic surface modes. The latter is confirmed by data from ferrous targets where $\epsilon_c = \epsilon_b = 0$ (10^2), and for which the early-early time regime is invisibly narrow.

PACS numbers: 03.50.De, 41.20.-q, 41.20.Jb

Remote characterization of buried targets is a key goal in many environmental geophysical applications, such as landmine and unexploded ordnance (UXO) remediation [1]. A tool of choice is the time-domain electromagnetic (TDEM) method, in which an inductive coil transmits its low frequency [typically $O(100 \text{ Hz})$] EM pulses into the ground. Following each pulse terminated rapidly on a ramp timescale $\tau_r = O(10^2 \text{ s})$, the voltage $V(t)$ induced by the scattered field is detected by a receiver coil. Standard TDEM sensors are capable of resolving signals from very small (of order 1 gram) metal targets [2], and are therefore well suited to UXO detection.

Low frequency yields increased sensitivity to conducting targets, and increased exploration depth (below 5 m) but leads to nearly complete loss in spatial resolution. Lacking direct spatial imaging capability (enabling straightforward identification), one is reduced to seeking such information indirectly via a careful analysis of the full time dependence of $V(t)$. As described in Refs. [3, 4], this signal is affected by both intrinsic (target size, shape, geometry, and other physical characteristics) and extrinsic (relative target-sensor position and orientation, transmitter and receiver coil geometries, pulse waveform, etc.) properties, and the key to discrimination is the extraction of the former from the "background" of the latter. The aim of this letter is to further develop such formalism for the early time part of $V(t)$ [4].

Conductor electrodynamics are essentially diffusive, and the basic time scale $\tau_c = L_c^2/D_c$ is determined by the target diameter L_c , and diffusion constant $D_c = c^2/4\epsilon_c\sigma_c$ (in Gaussian units) depending on the (relative) target permeability ϵ_c and conductivity σ_c . Ferrous targets (e.g., steel) are typically modelled as paramagnetic targets with very large permeability $\epsilon_c = O(10^2)$, and (MKS) conductivity $\sigma_c = O(10^7 \text{ S/m})$. Thus, even for targets as small as $L_c = 1 \text{ cm}$, one finds decay times $\tau_c = O(10^2 \text{ ms})$, much larger than typical pulse periods. Larger UXO-like targets, which are usually ferrous, have even larger τ_c . It will often be the case, therefore, that the full measured range of $V(t)$ will lie in the early time regime, $t \ll \tau_c$. On the other hand, for a nonmag-

netic (e.g., aluminum) target of similar size one obtains $\tau_c = O(1 \text{ ms})$, and the measured signal will cover a much broader dynamical range.

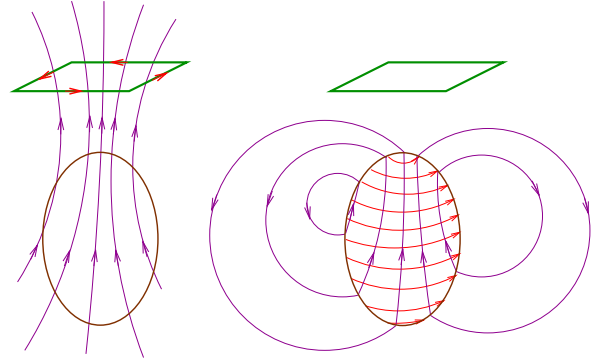


FIG. 1: (COLOR) Schematic diagram of measurement and early time dynamics. Left: prior to pulse termination, transmitter coil currents generate a magnetic field in the neighborhood of the target. Right: just after pulse termination, the target interior has not had time to adjust to the absence of the transmitted field, and screening surface currents are generated to enforce the correct EM boundary conditions.

The early time response is governed by the dynamics of the screening currents, induced in response to the rapid quenching of the transmitted magnetic field immediately following pulse termination (see Fig. 1). The initial diffusion of these currents inward from the target surface generates a $t^{-1/2}$ power law in $V(t)$, with coefficient reflecting the surface properties of the target [4]. However, underlying this power law is the assumption that τ_c is the smallest parameter in the problem. It will now be shown that the background-target permeability contrast ϵ_b/ϵ_c can generate a new small parameter that greatly limits the its range of validity. Specifically, an extended calculation is described that divides the early time regime $t < \tau_e$, where $\tau_e = \tau_c$ is the point at which bulk effects first begin to enter (see further below), into an early-early time regime, $0 < t \ll \tau_{mag}$, where the $V(t) \propto t^{-1/2}$ remains valid, and a late-early time regime $\tau_{mag} < t < \tau_e$,

where a new power law $V(t) \propto t^{3/2}$ obtains. In the neighborhood of the magnetic crossover time,

$$\tau_{\text{mag}} = \tau_c (\tau_b = \tau_c)^2; \quad (1)$$

an interpolation between the two power laws occurs (that is visible only if $\tau_{\text{mag}} \approx \tau_c$), for which the full functional form is provided. For ferrous targets $\tau_{\text{mag}} = \tau_c = O(10^{-4})$, and the early-early time regime is essentially invisible, and only the $t^{3/2}$ behavior is seen, consistent with measured data: see Fig. 2.

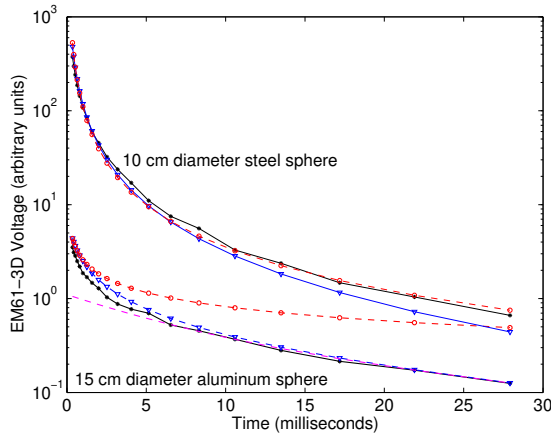


FIG. 2: (COLOR) Geonics EM 61-3D data (black curves) from nonmagnetic (aluminum) and ferrous (steel) targets, together with predicted exact solutions [5] (blue curves). Asymptotic early-time power laws (red curves) are seen, with $t^{1/2}$ for aluminum, $t^{3/2}$ for steel. The former shows a crossover to multi-exponential decay behavior (magenta curve | the first 60 slowest decaying modes), consistent with $\tau_c = O(10^{-2})$ s, $\tau_b = O(10^{-1})$ s. The latter covers essentially the entire observed range, consistent with $\tau_c = O(10^{-5})$ s, $\tau_b = O(1)$ s.

At low frequencies the dielectric function in the ground and in the target is dominated by the its imaginary part, $\epsilon = 4\pi i\sigma$, where $\sigma(x)$ is the dc conductivity, and the Maxwell equations may be reduced to a single equation for the vector potential,

$$\nabla^2 \mathbf{r} = \frac{1}{\mu_0} \nabla \times \mathbf{A} + \frac{4}{c^2} \partial_t \mathbf{A} = \frac{4}{c} \mathbf{j}_b; \quad (2)$$

with magnetic induction $\mathbf{B} = \nabla \times \mathbf{A}$, field $\mathbf{H} = \mathbf{B}/\mu_0$, and gauge chosen so that the electric field is $\mathbf{E} = -(1/c)\partial_t \mathbf{A}$. The transmitter loop generates the source current density $\mathbf{j}_b(x;t)$. The conductivity and permittability are separated into background $[\sigma_b(x), \epsilon_b(x)]$ and conducting target $[\sigma_c(x), \epsilon_c(x)]$ components, where σ_c, ϵ_c vanish outside the target volume V_c . High conductivity contrast, $\sigma_b = \sigma_c = 1$, is required, but $\epsilon_b = \epsilon_c$ is arbitrary.

Equation (2) is a vector diffusion equation, with contrast $D_b = D_c = O(10^7 \{10^9\})$. The "background communication time" between instrument and target separated by distance R is $\tau_b = R^2/D_b$. For representative values $\sigma_b = 0.1$ S/m, $\sigma_c = 1$, $R = 3$ m, one obtains

$\tau_b = O(10^{-6})$ s, instantaneous even on the scale of τ_c . Thus, the electrodynamics of the background may be treated as quasistatic: outside the target one may drop the $\partial_t \mathbf{A}$ term in (2). Further, following pulse termination ($t > 0$) one has $\mathbf{j}_b = 0$, hence $\nabla \times \mathbf{H} = 0$, and one may derive $\mathbf{H} = -\nabla \phi$ from a scalar potential ϕ , which in turn satisfies $\nabla^2 \phi(x) = 0$. The external field is therefore entirely determined by the internal field through the boundary condition [5] $\hat{n} \cdot [\mathbf{H}_b - \epsilon_c \mathbf{H}_c] = 0$, where $\mathbf{H}_b, \mathbf{H}_c$ are the fields just outside and inside the target surface, and \hat{n} is the local surface normal. Thus, one obtains a Neumann-type boundary condition,

$$\hat{n} \cdot \nabla \phi = -(\epsilon_b - \epsilon_c) \hat{n} \cdot \mathbf{H}_c, \quad \text{and hence the formal solution} \quad (3)$$

$$\phi(x) = \int_{\partial V_c} d^2 r_{\mathbf{N}}(x; r) \frac{c}{b} \hat{n} \cdot \mathbf{H}_c(r);$$

where ∂V_c is the target surface, and $g_{\mathbf{N}}$ is the Neumann Green function satisfying $\nabla^2 g_{\mathbf{N}}(x; r) = -\delta(x - r)$ with boundary condition $\hat{n} \cdot \nabla g_{\mathbf{N}} = 0$.

The initial surface screening current appears in the transverse magnetic boundary condition [4, 5]: $\mathbf{K}(r) = (c/4)\hat{n} \cdot [\mathbf{H}_b(r) - \mathbf{H}_c(r)]$. As indicated in Fig. 1, \mathbf{H}_c is the same as that prior to pulse termination, while \mathbf{H}_b is given by (3):

$$\mathbf{K} = \frac{c}{4} \hat{n} \cdot (\nabla \phi - \mathbf{H}_c)_{t=0}; \quad (4)$$

which, via (3), determines \mathbf{K} entirely in terms of \mathbf{H}_c .

To investigate the evolution of \mathbf{K} for $t > 0$, we take advantage of the rapid variation of the fields near the surface with the local vertical coordinate z . Thus, z -derivatives dominate (2), and to leading order in the small parameter $(t) = \frac{1}{D_c t} \ll L_c^2$ [6], one obtains

$$\partial_z^2 \mathbf{A} + \partial_t \mathbf{A} = 0; \quad z < 0; \quad (5)$$

with initial condition $\mathbf{E}(0) = -(1/c)\partial_t \mathbf{A}(0) = -c^{-1} \mathbf{K}(z)$. Here $Z = z/\sqrt{D_c t}$, $\mathbf{A} = \mathbf{A}(\mathbf{r}, t)$ is the tangential part of \mathbf{A} , and ∂_z, ∂_t are treated as constants on either side of the boundary. One may choose $\mathbf{A} = 0$ for $t = 0$, and it follows immediately that $\hat{n} \cdot \mathbf{A} = 0$: \mathbf{A} is purely transverse.

One requires now the boundary condition for (5) at $Z = 0$. For $t > 0$ let $\mathbf{A} = \mathbf{A}(0) + \mathbf{A}(t)$ and $\mathbf{E} = \mathbf{E}(0) + \mathbf{E}(t)$, where one treats $\mathbf{j}_b = \mathbf{j}_b(0) + \mathbf{j}_b(t)$ as constants on either side of the boundary. One may choose $\mathbf{A} = 0$ for $t = 0$, and it follows immediately that $\hat{n} \cdot \mathbf{A} = 0$: \mathbf{A} is purely transverse.

$$\frac{4}{c} \mathbf{K} = \partial_z \mathbf{A} \big|_{z=0} + \frac{1}{c} \frac{\partial}{\partial t} \mathbf{A} \big|_{z=0} = \frac{1}{c} \frac{\partial}{\partial t} \mathbf{A} \big|_{z=0}; \quad (6)$$

in which \mathbf{A} is given by $\mathbf{A}(Z = 0)$ via (3). In fact, estimating $\partial_z = O(1/L_c)$, $\partial_t = O(1/L_c^2)$, and $\hat{n} \cdot \mathbf{r} = O(1/L_c)$, the ratio of the second term on the right hand side to the first is $O[(t)_c = \tau_b]$. Their relative order

is therefore time-dependent [7]. In particular, at early time $t \ll t_{\text{mag}}$ (i.e., $t \ll t_{\text{mag}}$) one may drop the second term. Lack of time dependence in K then leads to the simple homogeneous Neumann boundary condition $\partial_z E = 0$ for the electric field. This is the limit in which the early time analysis in Ref. [4] was carried out and the $t^{-1/2}$ behavior of $V(t)$ derived.

Thus, for $c = b = 0$ (1) one gains nothing by including the $\partial_z E$ term: it is of the same order as other $O(t)$ terms previously dropped from (6) [6]. However, if $c = b \neq 0$ this term dominates for $t_{\text{mag}} < t < t_e$, which now comprises a large fraction of the early time regime. The remainder of this paper is concerned with extending the theory into this regime.

With the $\partial_z E$ term, (6) is nonlocal, coupling $A(Z)$ over the surface. In order to decouple (6) we diagonalize it by seeking transverse vector eigenfunctions \mathbf{r}_n , $n = 1; 2; 3; \dots$, satisfying

$$\nabla_{\perp}^2 \mathbf{r}_n = -\lambda_n^2 \mathbf{r}_n \quad (7)$$

where λ_n is the corresponding eigenvalue, and r is the surface coordinate. The scalar λ_n is defined by

$$\lambda_n^2 = \frac{1}{L_g^2} \int_{\text{surface}} \mathbf{r}_n \cdot \mathbf{r}_n \quad (8)$$

where, to condense the notation, we define the Neumann Green function operator via $\hat{L}_g^N(r) = \int_{\text{surface}} d^2 r' g_N(r; r') \delta(r - r')$. Substituting (7) into (8), one obtains a scalar eigenvalue problem,

$$\nabla_{\perp}^2 \mathbf{r}_n = -\lambda_n^2 \mathbf{r}_n; \quad \hat{L}_g^N \mathbf{r}_n = \mathbf{r}_n \quad (9)$$

where the generalized surface Laplacian is $\hat{L}^N(r) = \nabla_{\perp}^2 \mathbf{r}_n$. On a sphere one obtains $\hat{L}^N = \frac{1}{L_c^2} \nabla_{\perp}^2 L^2$, where L_c is now the radius, and $L = i\mathbf{r} \cdot \nabla$ is the angular momentum operator [5].

As the \mathbf{r}_n are derived from the scalar λ_n via (7), they do not form a complete set of 2D vector fields. The missing fields consist of the kernel of (7) (the space of functions $\mathbf{r}_n = 0$), spanned by all fields with vanishing normal magnetic field, $\mathbf{r}_n \cdot \nabla_{\perp} = 0$. It follows that $\mathbf{r}_n = r^2 \hat{\mathbf{r}}_n$ for some other scalar. Let $\mathbf{r}_n, \mathbf{r}_n$ be chosen as eigenfunctions of the generalized transverse Laplace equation,

$$\nabla_{\perp}^2 \mathbf{r}_n = -\lambda_n^2 \mathbf{r}_n; \quad \nabla_{\perp} \cdot \mathbf{r}_n = 0 \quad (10)$$

with a new set of eigenvalues λ_n .

The set $\{\mathbf{r}_n; \mathbf{r}_n\}$ forms a complete basis, and we perform the magnetic surface mode expansion

$$\mathbf{A}(\mathbf{x}; t) = \sum_{n=1}^{\infty} \mathbf{A}_n^{(1)}(Z; t) \mathbf{r}_n + \sum_{n=1}^{\infty} \mathbf{A}_n^{(2)}(Z; t) \mathbf{r}_n; \quad \nabla_{\perp} \cdot \mathbf{A}(\mathbf{x}; t) = \sum_{n=1}^{\infty} K_n^{(1)}(r) + \sum_{n=1}^{\infty} K_n^{(2)}(r) \quad (11)$$

From (7), $\hat{L}_g^N \mathbf{r}_n = -\lambda_n^2 \mathbf{r}_n$, and from (10), $\hat{L}_g^N \mathbf{r}_n = -\lambda_n^2 \mathbf{r}_n$ (and similarly for K), hence appropriate orthogonality relations for $\mathbf{r}_n; \mathbf{r}_n$ may be used to determine $\mathbf{A}_n^{(i)}; K_n^{(i)}$.

Substituting (11) into (5) and (6), complete separation of the surface modes is achieved:

$$(\partial_t - \partial_z^2) \mathbf{A}_n^{(i)} = 0; \quad Z < 0; \quad (12)$$

with initial and boundary conditions

$$\mathbf{A}_n^{(i)}|_{Z=0^+} = K_n^{(i)}(Z); \quad (\partial_Z + \lambda_n) \mathbf{A}_n^{(i)}|_{Z=0} = K_n^{(i)}; \quad (13)$$

The solutions are $\mathbf{A}_n^{(i)}(Z; t) = K_n^{(i)} H(Z; t; \lambda_n)$, where

$$H(Z; t; \lambda_n) = \frac{1}{\lambda_n} \text{erfc} \left(\frac{Z}{\sqrt{4t}} \right) e^{-\lambda_n^2 t} + \frac{Z}{\sqrt{4t}} \text{erfc} \left(\frac{Z}{\sqrt{4t}} \right) e^{-\lambda_n^2 t} \quad (14)$$

where $\text{erfc}(x)$ is the complementary error function.

Fields external to the target are obtained by extending $\mathbf{r}_n; \mathbf{r}_n$ into the exterior space. First, let

$$\mathbf{r}_n(\mathbf{x}) = \frac{1}{Z} \int_{\text{surface}} d^2 r' g_N(\mathbf{x}; r') \mathbf{r}_n(r'); \quad \mathbf{r}_n(\mathbf{x}) = \int_{\text{surface}} d^2 r' g_D(\mathbf{x}; r') \mathbf{r}_n(r'); \quad (15)$$

in which $g_D(\mathbf{x}; r')$ is the Dirichlet Green function satisfying $\nabla^2 g_D(\mathbf{x}; r') = -\delta(\mathbf{x} - r')$ and vanishing on ∂V_c , and \mathbf{x} is no longer restricted to the surface. These definitions guaranteed continuity at the boundary. The vector eigenfunctions are now extended by solving

$$\nabla^2 \mathbf{r}_n(\mathbf{x}) = -\lambda_n^2 \mathbf{r}_n(\mathbf{x}); \quad \mathbf{r}_n(\mathbf{x})|_{\text{surface}} = 0; \quad (16)$$

while imposing continuity of \mathbf{r}_n at the surface, and

$$\mathbf{r}_n(\mathbf{x}) = \mathbf{r}_n(\mathbf{x}); \quad (17)$$

Since $\mathbf{r}_n = 0$ it does not contribute to the external magnetic field, and hence to any inductive measurement. The external field is now simply

$$\mathbf{A}(\mathbf{x}; t) = \sum_{n=1}^{\infty} \mathbf{A}_n^{(1)}(0; t) \mathbf{r}_n(\mathbf{x}) + \sum_{n=1}^{\infty} \mathbf{A}_n^{(2)}(0; t) \mathbf{r}_n(\mathbf{x}); \quad (18)$$

with time-dependence given by the internal field on the boundary, hence governed by the function

$$H(0; t; \lambda_n) = \frac{1}{\lambda_n} e^{-\lambda_n^2 t} \text{erfc} \left(\frac{\lambda_n}{\sqrt{4t}} \right) + \frac{Z}{\sqrt{4t}} e^{-\lambda_n^2 t} \text{erfc} \left(\frac{\lambda_n}{\sqrt{4t}} \right); \quad \lambda_n^2 t \ll 1 \quad (19)$$

The time derivative, entering the electric field and voltage, displays the promised $t^{-1/2}$ and $t^{-3/2}$ power laws

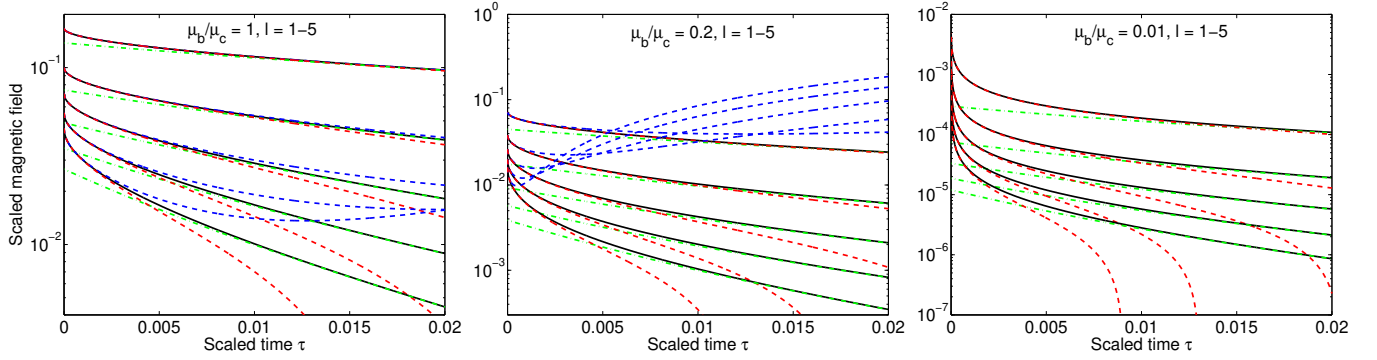


FIG. 3: (COLOR) Comparison between exact and early time results for spheres in a homogeneous background. Plotted is $H_1(t=t_c)$ for $l = 1-5$ (curves for higher values of l lie lower on the plots). Left: $\mu_b/\mu_c = 1$. Blue (dashed) lines show the asymptotic early-time form (19); red (dashed) lines show the full early time solution; black (solid) lines show exact results; and green (dash-dotted) lines show (21) truncated at the first 3 terms (an approximation that might emerge from a late time perturbative approach [3]). The two early time curves, though differing in detail, exhibit roughly the same accuracy, with interval of validity shrinking as $L_m = L_c = 1/l^2$, as predicted. In realistic applications, the transmitted field in the target region will be fairly uniform, and one may expect $l = 1$ to dominate, with small corrections from higher l . The union of early and late time approximations then provide a rather accurate description of the full signal. Center: $\mu_b/\mu_c = 5$. The full early time form now clearly exhibits greatly extended accuracy over the early-time power law. Right: $\mu_b/\mu_c = 100$. The full early-time form is indistinguishable from the late-time form (19), the early-time interval being invisibly narrow.

in the two limits. If n varies on scale $L_n \ll L_c$, one may estimate from (9) $n = O[\text{mag}^{1/2}(L_c = L_n)]$, hence crossover point $\text{mag}^{1/2} = O[\text{mag}(L_n = L_c)^2]$. One expects $L_n = L_c$ only for the fundamental mode, hence (1) actually represents an upper bound on the spectrum of crossover times $\text{mag}^{1/2}$.

The exact solution for a homogeneous sphere in a homogeneous background serves to clarify all of the above concepts. The operators \hat{L}_g^N and \hat{L} now commute and may be simultaneously diagonalized using spherical harmonics: $\hat{L}_g^N Y_{lm} = Y_{lm} = (l+1)L_c$, $\hat{L} Y_{lm} = [c D_c l(l+1) = L_c^2] Y_{lm}$. Thus, using $Y_{lm} = Y_{lm} = L_c^2 Y_{lm}$ one obtains $Y_{lm} = \text{mag}^{1/2}$ (hence mode length scale $L_m = L_c = 1$), and $Y_{lm} = l(l+1) = L_c^2 c D_c$. The vector functions are $\vec{Y}_{lm}(x) = \vec{Y}_{lm}(x) = l(l+1) = L_c^2 c D_c$, where $X_{lm} = [l(l+1)]^{1/2} \hat{L} Y_{lm}$ are the vector harmonics [5]. The exact solution associated with the magnetic modes Y_{lm} is governed by the usual bulk exponentially decaying mode

expansion [3, 4], from which one obtains $A_{lm}^{(1)}(t) = K_{lm}^{(1)} \frac{1}{4c} [H_1(0) - H_1(t=t_c)]$, where

$$H_1(t) = \sum_{n=1}^{\infty} \frac{j_1(x_n)^2}{j_1(x_n)^2} \frac{e^{-\frac{2}{L_n} t}}{j_1(x_n)}; \quad (20)$$

where $j_1(x)$ are the spherical Bessel functions, and the scaled decay rates are given by the roots of

$$0 = \frac{b}{c} j_1(x_n) + 1 - \frac{c}{b} j_1(x_n); \quad (21)$$

In Fig. 3 $H_1(t=t_c)$ is compared to the early time prediction $H_1(t=t_c) = H_1(0) - (4c)^{1/2} H(0; t; L_m)$, with $H_1(0) = (b=2c) = [l(l+1)b=c]$, for various l , $c=b$.

The author is indebted to E.M. Lavelly for numerous discussions. The support of SERDP, through contract No. DACA 72-02-C-0029, is gratefully acknowledged.

-
- [1] See, e.g., <http://www.serdp.org/research/research.html> for a list of ongoing projects in these areas.
 [2] See, e.g., C.V. Nelson and T.B. Huynh, "Wide bandwidth time decay responses from low metal mines and ground voids," in Proc. SPIE Vol. 4394 Detection and Remediation Technologies for Mines and Minelike Targets VI, (SPIE, Bellingham, WA, 2001), p. 55.
 [3] P.B. Weichman and E.M. Lavelly in Detection and Remediation Technologies for Mines and Minelike Targets VIII, SPIE Proc. Vol. 5089 (SPIE (International Society for Optical Engineering, Bellingham, WA, 2003), p. 1189.
 [4] P.B. Weichman, Phys. Rev. Lett. 91, 143908 (2003).

- [5] See, e.g., J.D. Jackson, Classical Electrodynamics (John Wiley and Sons, New York, 1975).
 [6] Specially transverse derivative terms in $\vec{r} \cdot \vec{A}$, as well as derivatives of c ; c with respect to z that arise in the change of variable from z to Z , all estimated to be of $O(l=L_c)$ rather than $O(l=(t)L_c)$, are dropped in both (5) and (6).
 [7] Establishing that there are no other terms contributing to (6) at leading order for arbitrary values of $c=b$ is non-trivial, and requires a very careful estimate of all possible higher order terms [P.B. Weichman, unpublished].