

4-dimensional BF Gravity on the Lattice

Noboru Kawamoto^{*}, Noriaki Sato^y and Yukiya Uchida^z

Department of Physics, Hokkaido University

Sapporo, 060-0810, Japan

Abstract

We propose the lattice version of BF gravity action whose partition function leads to the product of a particular form of 15-j symbol which corresponds to a 4-simplex. The action is explicitly constructed by lattice B field defined on triangles and link variables defined on dual links and is shown to be invariant under lattice local Lorentz transformation and Kalb-Ramond gauge transformation. We explicitly show that the partition function is Pachner move invariant and thus topological. The action includes the vanishing holonomy constraint which can be interpreted as a gauge fixing condition. This formulation of lattice BF theory can be generalized into arbitrary dimensions.

PACS code : 04.60.Nc, 11.15.Ha

Keywords : Lattice gravity, BF theory, Quantum gravity

^{*}kawamoto@particle.sci.hokudai.ac.jp

^ynoriaki@particle.sci.hokudai.ac.jp

^zuyukiya@particle.sci.hokudai.ac.jp

1 Introduction

In the mid 70's nobody expected that it was possible to evaluate the hadron masses by any means in the near future. The later developments of lattice QCD made it possible and gave us an idea that non-perturbative formulation of gauge theory on the lattice is crucial for the realistic numerical analyses of the phenomena based on the old theory like QCD. As for the lepton and quark masses we don't have any possible formulation at this moment. It would, however, be not unreasonable to expect that gravity theory might play a crucial role in the realistic unified model leading to the lepton and quark spectrum calculations. On the other hand it is quite natural to expect that some means to evaluate phenomenological numbers numerically is obviously needed. We believe that a lattice theory will play again a crucial role in the formulation. This line of thinking naturally encourages us to find a formulation of gravity theory on the lattice.

In 2-dimensional gravity the dynamical triangulation of lattice theory was very successful analytically [1][2] and numerically [3][4] to evaluate the fractal dimensions [5]. The matrix model for the dynamical triangulation of random surface and the Liouville theory are the analytic means on one hand while the recursive sampling method [3][4][6] and the flip moves by Monte-Carlo are the numerical means on the other in 2-dimensional quantum gravity. In general there is no local action to describe the 2-dimensional quantum gravity.

In 3 dimensions Einstein gravity has been successfully formulated by Chern-Simons action as a gauge theory of ISO(2;1) group [7]. After Turaev and Viro [9] proposed the possibility based on the analyses of q-deformed version of Ponzano-Regge model that the Ponzano-Regge [8] model formulated by 6-j symbols may be the lattice version of Chern-Simons gravity, there are several authors to try to prove the connection of these two formulations [10][11]. The proofs of the connection has been, however, indirect. In our recent paper we have shown by explicit calculations that the partition function of the lattice version of Chern-Simons action indeed leads to the Ponzano-Regge model [12].

In 4 dimensions Oguri pointed out the possibility that the partition function of BF theory [13] leads to the partition function constructed from 15-j symbols [14]. This is quite parallel to the 3-dimensional case where the Chern-Simons gravity theory is associated with the Ponzano-Regge model. This 4-dimensional proposal trig-

gered a new way of defining 4-dimensional quantum gravity theory by spin foam [15] and a new type of 4-dimensional topological invariant by the quantum q-deformed formulation [16][17].

There are plausible arguments that the partition function of the continuum BF theory and 15-j symbols are related, but there is no explicit derivation to connect the two models. Here in this paper we first introduce the lattice version of BF theory and explicitly show that the partition function of the lattice BF theory leads to the product of 15-j symbols. We then show explicitly that the particular combination of 15-j product is Pachner move invariant and thus the partition function is independent how the 4-dimensional simplicial manifold is divided by the Pachner moves and is thus topological. Then the continuum limit of the lattice BF theory can be taken analytically and leads to the continuum BF action since the partition function is division independent of the 4-dimensional simplicial manifold.

In formulating lattice gravity theory, we intend to couple the formulation of the lattice QCD and Regge calculus[18]. It has already been proposed that the link variable of lattice QCD can be used to generate the curvature on the simplexes where Regge calculus claims as the location of gravitational curvature[19][20].

It is known that the BF theory is not equivalent to the Einstein gravity but if the 2-form field is related to the vierbein as $B = (e \wedge e)$, then the BF action leads to the Einstein-Hilbert action [21]. It is also known that the metric can be written by B field directly if some constraints are fulfilled. In this case the Einstein gravity will be formulated by 2-form field B and equations of motion. In this sense the BF theory is closely related to the gravity theory but in the limited sense. The lattice version of BF theory is, therefore, a very good starting point to the realistic 4-dimensional lattice gravity theory.

One of the authors (N.K.) and Watabiki discovered the formulation to generalize the standard Chern-Simons action into arbitrary dimensions by employing all degrees of freedom as gauge fields and parameters[22]. It was shown that the topological gravity and the topological conformal gravity can be formulated by 2- and 4-dimensional generalized Chern-Simons action [23]. We show concrete expressions of the generalized Chern-Simons actions in 2, 3 and 4 dimensions where we omit fermionic degrees for simplicity,

$$S_2 = \sum \text{Tr} f (d! + !^2) + {}^2B g;$$

$$\begin{aligned}
S_3 &= \int_Z \text{Str} \left(\frac{1}{2} \omega^1 d\omega^1 + \frac{1}{3} \omega^1 \omega^2 \omega^3 \right) (dB + [\omega^1; B]) + \omega^2 \omega^3; \\
S_4 &= \int_Z \text{Tr} fB (d\omega^1 + \omega^1 \omega^2) + (d\omega^1 + f\omega^1; g) + B^2 + \omega^2 H g;
\end{aligned}$$

which are invariant under the following gauge transformations:

$$\begin{aligned}
\omega &= [\omega; v]; \\
\omega^1 &= dv + [\omega^1; v] - f\omega^2; \\
B &= du + f\omega^1; u g + [B; v] + [\omega; b]; \\
&= db + [\omega^1; b] + [\omega; v] - fB; u g + f\omega^2; U g; \\
H &= dU - f\omega^1; U g + f\omega^2; u g + [H; v] + [B; b] + [\omega; V];
\end{aligned}$$

where $[\cdot; \cdot]$ and $f\cdot; \cdot g$ are, respectively, commutator and anti-commutator, and $\omega, \omega^1, B, \omega^2, H$ and v, u, b, U, V are, respectively, 0-, 1-, 2-, 3- and 4-form gauge fields and parameters. Here odd forms of gauge fields and even forms of gauge parameters are ordinary even Lie algebra valued fields while the rest of gauge fields and parameters are odd super Lie algebra valued fields [22]. Since all these generalized Chern-Simons actions are formulated by form degrees, the fields of forms are very naturally accommodated on the simplicial manifold.

It is important for us to recognize that 3-dimensional Chern-Simons action and 4-dimensional BF action are the leading terms of the above generalized Chern-Simons actions of S_3 and S_4 . In the previous paper and present paper we focus on the formulation of the leading terms of the 3- and 4-dimensional generalized Chern-Simons action as the lattice gravity theory on a simplicial manifold. It is very natural to generalize the lattice formulation of this paper to include all the form degrees of the generalized Chern-Simons action on the lattice. We believe that the matter field will be accommodated via this generalized gauge theory formulation which might lead to the unified theory including gravity on the simplicial manifold [24]. In this sense the BF action on the lattice is the good starting formulation for the generalized gauge theory as well.

In section 2 we first summarize the continuum formulation of BF theory then introduce a lattice version of BF theory. Since the lattice BF theory is a gauge theory, we discuss the gauge invariance of the theory on the lattice in section 3. We then integrate out the B fields and the link variables and then explicitly show that the partition function of the lattice BF action leads to the product of 15-j symbols

in section 4. We then prove the Pachner move invariance of our partition function by graphical method explicitly in section 5. We summarize the result with several discussions in the final section.

2 Formulation of the lattice BF theory

2.1 Continuum BF Theory

We first summarize characteristics of the continuum 4-dimensional BF theory [13]. The action of BF theory is given by

$$S_{BF} = \int_M hB; F; \quad (2.1)$$

where M is 4-dimensional manifold. We take our gauge group any Lie group G whose Lie algebra L_G is equipped with an invariant nondegenerate bilinear form $h; i$ for the pair B and F . Here F is curvature 2-form constructed from Lie algebra L_G valued 1-form ω , and B is dual Lie algebra L_G^* ($= L_G$ in the present case) valued generic 2-form.

It has been noticed since quite some time that the BF action leads to the Palatini type of Einstein-Hilbert action if we take the Lie group G to be local Lorentz group and identify $B = \frac{1}{2}(\omega \wedge \omega)$ with ω as Hodge dual operation to the local Lorentz su(2)s. In particular the self dual component of the 2-form B plays a crucial role in formulating the Einstein gravity by the $SL(2; \mathbb{C})$ spinor representation [21].

Using the fact that the 4-dimensional Euclidean version of local Lorentz group is a direct product of chiral $SU(2)$ groups: $SO(4) \simeq SU(2)_L \times SU(2)_R$, we can factorize the BF action with local Lorentz group into the chiral parts,

$$S_{BF} = \int_M B_{a^0 b^0} F^{a^0 b^0} = \int_M B_a^+ F_a^+ + \int_M B_a^- F_a^-; \quad (2.2)$$

where $F_a^+ = F_{0a}, F_{a^0 b^0} = F_{a^0 b^0} - \frac{1}{2} \epsilon_{a^0 b^0 c^0 d^0} F^{c^0 d^0}$, and similar for B_a^- and $B_{a^0 b^0}$. The su(2)s, $\mathfrak{so}(3,1) \simeq \mathfrak{su}(2)_L \oplus \mathfrak{su}(2)_R$ are local Lorentz su(2)s while a is the chiral $SU(2)$ su(2). In this paper we only consider the one chiral, say left handed, counterpart of the action. We may consider that the right-handed part is nothing but the copy of the left-handed part, at least in the continuum limit. On the lattice there would be a possibility to accommodate the same copy of chiral counterpart which we will discuss later. If we take the left-chiral part of the action, we can formulate the lattice $SU(2)$ BF

theory by naive extension from 3-dimensional lattice Chern-Simons gravity into 4 dimensions.

In formulating left-chiral BF model, we can expand both B and F by the Pauli matrices, τ^a ($a = 1, 2, 3$) since $SU(2)$ has self-dual Lie algebra,

$$B = \frac{1}{2} B^a \tau^a; \quad F = \frac{1}{2} F^a \tau^a; \quad (2.3)$$

Hereafter we omit the suffix + to denote the left chirality. Then the action of $SU(2)$ BF theory leads to

$$S_{BF} = \int_M \text{tr} B F = \frac{1}{2} \int_M B^a F^a; \quad (2.4)$$

where the trace is taken for the Pauli matrices. It is worth to mention that the factor 2 difference between the chiral part of BF action in (2.2) and the above action (2.4) is due to the fact that the chiral decomposition of the fundamental representation for $SO(4)$ generator is reducible into the direct sum of two Pauli matrices.

There are two independent gauge transformations in this theory. One of them is the local Lorentz transformation,

$$\delta \omega^a = D \epsilon^a; \quad \delta B^a = [\epsilon; B^a]; \quad (2.5)$$

where ϵ^a is 0-form gauge parameter. There is another independent gauge transformation

$$\delta_\omega \omega^a = 0; \quad \delta_\omega B^a = D u^a; \quad (2.6)$$

where u^a is 1-form gauge parameter according to the 2-form nature of B^a . This transformation may be called Kalb-Ramond symmetry transformation [25] and corresponds to the diffeomorphism transformation of dreibein e in 3 dimensions. This transformation is on-shell reducible. In fact the following gauge change of the gauge parameter u itself by 0-form gauge parameter v^a ,

$$\delta_\omega u^a = D v^a; \quad (2.7)$$

leads to the vanishing contribution of the gauge change

$$\delta_\omega (\delta_\omega B^a) = D \delta_\omega u^a = D D v^a = [\epsilon; v^a] = 0; \quad (2.8)$$

where we have used the equation of motion $F = 0$.

2.2 Lattice BF Gravity Action

We intend to formulate a gravity version of lattice gauge theory where the product of link variables U along the boundary of a square plaquette leads to the exponential of curvature. Thus we may identify the curvature located at the center of the plaquette and then the trace leads to the Yang-Mills action in the leading order of the lattice constant in the lattice QCD. On the other hand Regge calculus tells us that the curvature is located at sites in 2 dimensions, links in 3 dimensions, triangles in 4 dimensions and so on. It is thus very natural to formulate the gravity version of lattice gauge theory in terms of the link variable U and take a product of U variables surrounding the simplices suggested by Regge calculus[19][20].

In fact in 3 dimensions, we have successfully formulated lattice Chern-Simons gravity based on the correspondence between the lattice gauge theory and Regge calculus[12]. The link variable $U(l) = e^{i\theta(l)}$ is defined on the dual link \tilde{l} which is located on the boundary of dual plaquette P^* . Since the dual of the dual plaquette P^* is original link l which intersect P^* in 3 dimensions, the curvature is located in the center of the dual plaquette or equivalently on the original link and thus consistent with the Regge calculus. We needed to introduce vanishing holonomy constraint which enforces the parallelism of the dreibein e^a and the lattice curvature $F^a = \frac{1}{2} \epsilon^{abc} F^{bc}$ to obtain gravity theory. It turns out that the partition function formulated in this way exactly coincides with that of the Ponzano-Regge model. Then the action leads to the continuum Chern-Simons gravity since the Ponzano-Regge partition function is Alexander move invariant and thus invariant under the division of the simplicial manifold and then the naive continuum limit can be taken.

In this paper we extend the formulation of 3-dimensional lattice gravity into 4 dimensions. We formulate a lattice version of $SU(2)$ BF theory. We consider a piecewise linear 4-dimensional simplicial manifold. According to the Regge calculus, curvature is located at a triangle t . There are in general several 4-simplices which have the triangle t in common. A dual link \tilde{l} is defined as the line connecting the center of neighbouring 4-simplices and is located on the boundary of the dual plaquette P^* . We introduce dual link variables $U(\tilde{l}) = e^{i\theta(\tilde{l})}$ on the dual link \tilde{l}^* . Then the product of the dual link variables $U(\tilde{l})$ along the boundary of the dual plaquette

*In [12] we have used anti-hermitian generators of $SO(3)$ and thus denoted the link variable as $U = e^l$ while here we use hermitian generators of $SU(2)$ and thus denote the link variable as $U = e^{i\theta}$.

\tilde{P} leads to a curvature located on the center of the dual plaquette \tilde{P} which coincides with the center of the triangle t in 4 dimensions. We then locate the 2-form field B on the original triangle t . See Fig.1.

We define the "curvature" $F(t)$ located on the triangle t by the following equation:

$$\prod_{l \in \partial \tilde{P}} U(l) = e^{iF(t)}; \quad (2.9)$$

The leading term in F with respect to the lattice unit is the ordinary curvature $d\omega + \omega^2$ similar in structure to the ordinary lattice gauge theory, but here we define the lattice "curvature" F in such a way that it contains all orders of terms of lattice unit.

Using these variables, we consider the following lattice version of the BF action:

$$S_{LBF} = \sum_t \text{tr} \left(\prod_{l \in \partial \tilde{P}} U(l) \right) \ln \left(\prod_{l \in \partial \tilde{P}} U(l) \right)^{iA} = \frac{1}{2} \sum_t B^a(t) F^a(t); \quad (2.10)$$

In formulating continuum Chern-Simons gravity in 3 dimensions, we need to impose a torsion free condition as an equation of motion at the classical level. The torsion free nature is lost at the quantum level when we integrate out the dreibein and spin connection. In formulating lattice Chern-Simons gravity and showing the equivalence with the Ponzano-Regge model in 3 dimensions, we needed to introduce the following vanishing holonomy constraint which relates the dreibein and spin connection even at the quantum level:

$$\prod_{l \in \partial \tilde{P}} U(l)^{i_{ab}} e^b = e^a; \quad (2.11)$$

where a, b are $SO(3)$ su cces. This constraint has been interpreted as a gauge fixing condition of lattice gauge diffeomorphism transformation. Geometrically the con-

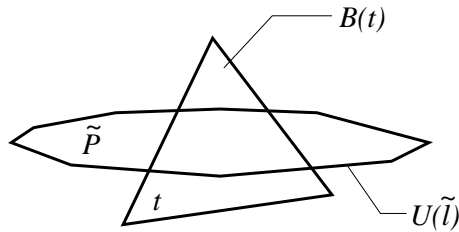


Figure 1: \tilde{P} is the dual plaquette dual to the triangle t associated to the 2-form $B(t)$. Dual link variable $U = e^{i\omega}$ is located on the dual link which constructs the boundary of the dual plaquette \tilde{P} .

straint is equivalent to the parallelism of the dreibein and the curvature: e^a / F^a , where $F^a = \frac{1}{2} \epsilon^{abc} F^{bc}$.

In contrast with the 3-dimensional case we introduce the following constraint in 4 dimensions

$$\bigotimes_{12 \in P}^{20} \bigotimes_{12 \in P}^{10} \bigotimes_{12 \in P}^{10} \bigotimes_{12 \in P}^{10} = B ; \quad (2.12)$$

where $\bigotimes_{12 \in P}^{20}$ are su cces of $SU(2)$ spinor representation. Geometrically the constraint means that the each of spinor su x of B eld located at the center of a triangle can be parallel transported in the opposite direction along the boundary of the dual plaquette P and comes back to the starting point and should coincide with the original direction and thus the holonomy of each su x vanishes. We now derive more concrete expression for the constraint (2.12) which is equivalent to the following relations:

$$\bigotimes_{n=0}^{\infty} \frac{1}{n!} [F; B] = B ; \quad (2.13)$$

This equation can be satisfied if

$$[F; B] = i \epsilon_{abc} F^a B^b \frac{c}{2} = 0 ; \quad (2.14)$$

or equivalently B^a / F^a .

Analogous to the arguments in 3 dimensions, the constraint thus leads to the parallelism of the 2-form B^a and the curvature: B^a / F^a . More precisely the constraint can be rewritten in a concrete form by taking into account the parallel and antiparallel nature of B^a and F^a

$$\frac{B^3}{\beta_j} \frac{Y^2}{\beta_j} + \frac{F^a}{\beta_j} + \frac{B^a}{\beta_j} + \frac{Y^2}{\beta_j} \frac{F^a}{\beta_j} + \frac{B^a}{\beta_j} ; \quad (2.15)$$

where $\beta_j = \sqrt{B^a B^a}$ and $\beta_j = \sqrt{F^a F^a}$ are the length of B^a and F^a , respectively. The term $B^3 = \beta_j$ is needed to keep the rotational invariance of the expression.

One of the important characteristic of the lattice BF action (2.10) is that the discreteness of the length of the 2-form eld β_j comes out as a natural consequence of the specific choice of the logarithmic action. We first note the following identity:

$$e^{iF \cdot \beta_j} = \cos \frac{F \cdot \beta_j}{2} + i2I \sin \frac{F \cdot \beta_j}{2} ; \quad (2.16)$$

where $I = \frac{F^a}{\beta_j} \frac{a}{2}$ with a as Pauli matrix, then

$$e^{i4 \cdot nI} = 1 ; \quad n \in \mathbb{Z} ; \quad (2.17)$$

Using the above relation and F^a / B^a by the constraint (2.12), we find that our lattice BF action S_{LBF} has the following ambiguity:

$$\begin{aligned} S_{\text{LBF}} &= \sum_t \text{tr} \left[iB(t) \ln e^{F(t)} \right] \\ &= \sum_t \text{tr} \left[iB(t) \ln e^{F(t) + i4\pi I} \right] \\ &= S_{\text{LBF}} + \frac{1}{2} \sum_t 4\pi I \mathcal{P}(t)j; \end{aligned}$$

This ambiguity leads to an ambiguity in the partition function

$$Z = \int \mathcal{D}U \mathcal{D}B e^{iS_{\text{LBF}}} = \int \mathcal{D}U \mathcal{D}B e^{iS_{\text{LBF}} + i \sum_t 2\pi I \mathcal{P}(t)j}; \quad (2.18)$$

Imposing the single valuedness of $e^{iS_{\text{LBF}}}$, we obtain the constraint that $\sum_t \mathcal{P}(t)j$ should be integer, or equivalently $\mathcal{P}(t)j$ should be integer. We can now write down the explicit form of partition function with constraints

$$Z = \int \mathcal{D}U \mathcal{D}B \prod_{\mathcal{N}} U(1) \prod_{\mathcal{Y}} U(1) \prod_{\mathcal{B}} \prod_{\mathcal{N}} (\mathcal{P}j - N) e^{iS_{\text{LBF}}}; \quad (2.19)$$

where $N \in \mathbb{Z}$.

It is important to notice that the length of the 2-form $\mathcal{P}(t)j$ is proportional to the area of triangle t on which the 2-form field $B^a(t)$ is defined. It is then interesting to note that the "area of the triangle" is discretized due to the logarithmic form of our lattice BF action. It has already been pointed out by Rovelli and Smolin that the area of triangle in 4-dimensional gravity is discretized in the square root of angular momentum square $\sqrt{J(J+1)}$ by investigating an area operator [26]. The origin of the discreteness of the area of triangle in our formulation is quite different from that of Rovelli and Smolin.

3 Gauge Invariance on the Lattice

The gauge transformations of the continuum BF theory have been given by the local Lorentz transformation (2.5) and the Kalb-Ramond transformation (2.6). Under the local Lorentz transformation both of the B field and curvature F transform adjointly in the continuum theory

$$B^a = \mathcal{B}; \quad \mathcal{F}; \quad F^a = \mathcal{F}; \quad \mathcal{F}; \quad (3.1)$$

We consider that the lattice versions of the local Lorentz gauge parameters are located on the dual sites and the center of the original triangles, the same point where the B field is located. Then the dual link variable $U(l) = e^{i\theta(l)}$ transforms under the lattice local Lorentz transformation as

$$U(l) \rightarrow V^{-1} U(l) V^0; \quad (3.2)$$

where $V = \exp \frac{i}{2} a^a \sigma^a$ is the $SU(2)$ matrix on the dual site and V^0 is the one on the neighboring site. Then the following lattice counterpart of the local Lorentz transformation:

$$\begin{aligned} B(t) &\rightarrow V^{-1} B(t) V; \\ F(t) &\rightarrow V^{-1} F(t) V; \end{aligned} \quad (3.3)$$

leads to the obvious invariance of the action (2.4).

There are, however, some subtleties on the gauge invariance of the lattice action due to the fact that the center of the triangle where B field is located and the dual links where dual link variables $U(l)$ are located are not connected by a link variable U . We can arbitrarily choose a dual site and introduce new link variable to bridge between the dual site and the center of the original triangle to identify the lattice local Lorentz transformation. The newly defined link variables, however, can be gauged away. The details of these arguments go parallel to the 3-dimensional Chern-Simons gravity case and can be found in [12].

Next we will investigate the lattice version of Kalb-Ramond transformation. Since the invariance nature of the continuum action under this transformation is due to the Bianchi identity,

$$D F = dF + [!; F] = 0; \quad (3.4)$$

we need to identify Bianchi identity on the lattice. We will consider the integrated version of the Bianchi identity,

$$\int_M D F = \int_{\partial M} F + \int_M [!; F] = 0; \quad (3.5)$$

where M is a 3-dimensional manifold corresponding to the 3-form nature of $D F$ in (3.4).

In 3 dimensions the geometrical structure of the manifold M can be visually well understood since the dual cell of a original site associated to the 0-form gauge parameter of the gauge diffeomorphism transformation is easily recognized. This

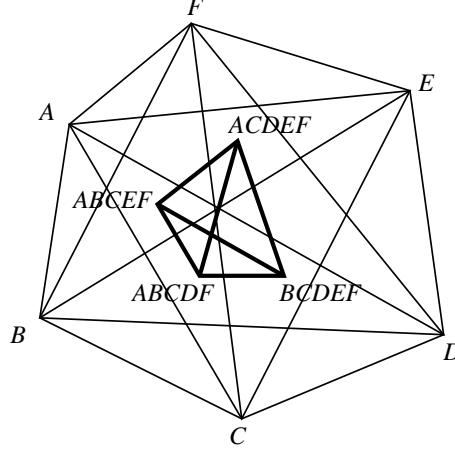


Figure 2: A simple setup to show the integrated lattice Bianchi identity. A, B, C, D, E and F are sites and $ACDEF, ABCEF, ABCDF, BCDEF$ are the centers of 4-simplex. Thick lines are the dual links and thin lines are original links.

type of setup was just what we needed to show the 3-dimensional lattice counterpart of the Bianchi identity [12].

Correspondingly in 4 dimensions, we have to consider the dual cell of the original link CF as a 3-dimensional simplicial submanifold M since the gauge parameter of the Kalb-Ramond transformation (2.6), which we now identify as the parameter on the link CF , is 1-form in 4 dimensions. In general the 3-dimensional cell dual to a given link may have complicated simplicial structure. For simplicity we here consider the dual cell as a tetrahedron. The tetrahedron as the dual cell has four dual sites which correspond to the center of original 4-simplices. We then need to introduce four original sites A, B, D and E to obtain four 4-simplices which share the common link CF as shown in Fig 2. With this setup we can discuss the invariance of the lattice BF action (2.10) under a lattice version of Kalb-Ramond transformation.

We introduce the following notations: $U_1 = U_{ACDEF!ABCDF}$ is a dual link variable on the dual link which connects the dual sites or equivalently the center of original links denoted as $ACDEF$ and $ABCDF$. The 2-form gauge field $B_1 = \frac{1}{2} \epsilon_{BCF} B_{\mu\nu} dx^\mu dx^\nu$ is located on the center of the triangle BCF . The 1-form gauge parameter $u_0 = \int_{FC} u dx$ is located on the original link FC . The 0-form gauge parameter $v_1 = v(B)$ is located on the original site B . Here we summarize

the notations:

$$\begin{aligned}
& \approx U_1 \quad U_{AB C D F ! A C D E F} ; U_2 \quad U_{A B C D F ! B C D E F} ; U_3 \quad U_{A B C D F ! A B C E F} ; \\
& \approx U_4 \quad U_{B C D E F ! A B C E F} ; U_5 \quad U_{A B C E F ! A C D E F} ; U_6 \quad U_{A C D E F ! B C D E F} ; \\
& \approx B_1 \quad \begin{matrix} Z \\ Z^{B C F} \end{matrix} B \quad dx \quad dx ; B_2 \quad \begin{matrix} Z \\ Z^{A C F} \end{matrix} B \quad dx \quad dx ; \\
& \approx B_3 \quad \begin{matrix} Z \\ Z^{C D F} \end{matrix} B \quad dx \quad dx ; B_4 \quad \begin{matrix} Z \\ Z^{C E F} \end{matrix} B \quad dx \quad dx ; \\
& \approx u_0 \quad \begin{matrix} Z \\ Z^{F C} \end{matrix} u \quad dx ; u_1 \quad \begin{matrix} Z \\ Z^{C B} \end{matrix} u \quad dx ; u_2 \quad \begin{matrix} Z \\ Z^{B F} \end{matrix} u \quad dx ; u_3 \quad \begin{matrix} Z \\ Z^{C A} \end{matrix} u \quad dx ; u_4 \quad \begin{matrix} Z \\ Z^{A F} \end{matrix} u \quad dx ; \\
& \approx u_5 \quad \begin{matrix} Z \\ Z^{C D} \end{matrix} u \quad dx ; u_6 \quad \begin{matrix} Z \\ Z^{D F} \end{matrix} u \quad dx ; u_7 \quad \begin{matrix} Z \\ Z^{C E} \end{matrix} u \quad dx ; u_8 \quad \begin{matrix} Z \\ Z^{E F} \end{matrix} u \quad dx ; \\
& v_1 \quad v(B) ; v_2 \quad v(A) ; v_3 \quad v(D) ; v_4 \quad v(E) ; v_5 \quad v(F) ; v_6 \quad v(C) :
\end{aligned}$$

We first note the following identity,

$$\begin{matrix} Y \\ U \end{matrix} \quad U_2 U_4 U_3^{-1} \quad \begin{matrix} Y \\ U \end{matrix} U_5 U_1^{-1} \quad \begin{matrix} Y \\ U \end{matrix} U_6 U_2^{-1} \quad \begin{matrix} Y \\ U \end{matrix} U_6^{-1} U_5^{-1} U_4^{-1} U_2^{-1} = 1 : \quad (3.6)$$

Using the following definitions of curvature on the triangles,

$$e^{F_1} \quad U_2 U_4 U_3^{-1} ; e^{F_2} \quad U_3 U_5 U_1^{-1} ; e^{F_3} \quad U_1 U_6 U_2^{-1} ; e^{F_4} \quad U_2 U_6^{-1} U_5^{-1} U_4^{-1} U_2^{-1} ; \quad (3.7)$$

and the Baker-Hausdorff formula,

$$e^A \quad e^B = \exp \left[A + B + \frac{1}{2} [A ; B] \right] ; \quad (3.8)$$

we can rewrite the above identity in the following form :

$$0 = \ln \begin{matrix} Y \\ U \end{matrix} = \ln e^{F_1} \quad e^{F_2} \quad e^{F_3} \quad e^{F_4} = \sum_{k=1}^{X^4} F_k + \sum_{k=1}^{X^4} [F_k ; F_k] : \quad (3.9)$$

Here we have introduced the following variables F_k ,

$$\begin{aligned}
F_1 &= \frac{1}{4} (F_2 + F_3 + F_4) + \dots ; \quad F_2 = \frac{1}{4} (F_1 + F_3 + F_4) + \dots ; \\
F_3 &= \frac{1}{4} (F_1 - F_2 + F_4) + \dots ; \quad F_4 = \frac{1}{4} (F_1 - F_2 - F_3) + \dots ;
\end{aligned} \quad (3.10)$$

which can be evaluated order by order of the curvature F by using the Baker-Hausdorff formula. We identify (3.9) as the lattice version of the Bianchi identity (3.4).

Now we consider the lattice version of the gauge transformation for the 2-form gauge field B_k . We first note that B_1 field is located on the center of the triangle

BCF and thus the gauge transformation of B_1 field is associated with the gauge parameters u_0, u_1 and u_2 located on the boundary FC, CB and BF , respectively. Then the lattice version of B_k transformation will be given as follows:

$$B_k = u_0 + u_{2k-1} + u_{2k} \left[\mathbb{1}_k; u_0 \right] \left[\mathbb{0}_{2k-1}; u_{2k-1} \right] \left[\mathbb{0}_{2k}; u_{2k} \right]; \quad (3.11)$$

where $\mathbb{1}_k$ is defined in (3.10) while $\mathbb{0}_{2k-1}$ and $\mathbb{0}_{2k}$ are the similar quantities associated with the gauge parameters u_{2k-1} and u_{2k} defined on the links just as $\mathbb{1}_k$ is associated with the gauge parameter u_0 on the link FC . Then the transformation of the action leads to

$$\begin{aligned} S_{LB F} &= \sum_{k=1}^{X^4} \text{tr} (B_k - F_k) + \\ &= \sum_{k=1}^{X^4} \text{tr} \left(u_0 + u_{2k-1} + u_{2k} \left[\mathbb{1}_k; u_0 \right] \left[\mathbb{0}_{2k-1}; u_{2k-1} \right] \left[\mathbb{0}_{2k}; u_{2k} \right] F_k \right) + \\ &= \sum_{k=1}^{X^4} \text{tr} \left(u_0 (F_k + [\mathbb{1}_k; F_k]) \right) + \\ &= 0; \end{aligned}$$

where in the last expression we have only picked up the terms associated with u_0 . We can identify this transformation as the Kalb-Ramond transformation on the lattice. Thus the lattice BF action is invariant under the transformation (3.11) due to the lattice version of Bianchi identity (3.9).

In 4 dimensions the Kalb-Ramond transformation is on-shell reducible. We now show how the reducibility of the 2-form gauge transformation is realized on the lattice. Due to the equation of motion $F = 0$, we obtain $\mathbb{1}_k = 0$ since $\mathbb{1}_k$ is a polynomial of F as we can see in the definition (3.10). Hence the transformation of B in (3.11) can be reduced as follows:

$$B_k = u_{2k-1} + u_{2k} + u_0; \quad (3.12)$$

which corresponds to the continuum gauge transformation (2.6). Considering the continuum reducibility relation, we identify the transformation of 1-form gauge parameter u defined on a link as the difference of 0-form gauge parameter defined on a site,

$$u(AB) = v(B) - v(A); \quad (3.13)$$

more explicitly,

$$\begin{aligned} u_{2k} &= v_5 - v_k; \\ u_{2k+1} &= v_k - v_6; \\ u_0 &= v_6 - v_5; \end{aligned} \tag{3.14}$$

Then the continuum reducibility relation (2.8) leads to

$$(B_k) = (v_k - v_6) + (v_5 - v_k) + (v_6 - v_5) = 0; \tag{3.15}$$

on the lattice. We can consider that this result is corresponding to the on-shell reducibility of the Kalb-Ramond transformation on the lattice.

We now point out that the constraint (2.12) or equivalently (2.15) breaks the lattice version of Kalb-Ramond transformation while the lattice BF action itself is invariant under the transformation as shown in the above. The lattice B field is transformed but the lattice curvature is unchanged under the Kalb-Ramond gauge transformation. Therefore we can use a part of degrees of freedom of the lattice 1-form gauge parameter u_k to align the 2-form B^a field and the curvature F^a in accordance with the constraint. In fact the reducibility allows the total gauge degrees of freedom of the 1-form gauge parameter u^a to be $4 \times 3 \times 3 = 9$, while the parallel or anti-parallel nature of the 2-form chiral B^a and F^a needs $6 \times 3 \times 2 = 9$ constraints where we have taken into account the chiral nature for the space-time su_x as well. There are thus necessary degrees of freedom to fulfill the constraint. The 3 degrees of freedom out of 9 should be exhausted to adjust the discrete nature of the B^a field. We now claim that the vanishing holonomy constraint can be identified as the "gauge fixing condition" of the Kalb-Ramond gauge transformation on the lattice.

4 Calculation of the Partition Function

In our previous paper we have explicitly shown that 3-dimensional version of lattice Chern-Simons action with the constraint of vanishing holonomy along dual links leads to the Ponzano-Regge model formulated by 6-j symbol [12]. Analogously to the 3-dimensional case we explicitly show that the lattice version of BF action (2.10) with the vanishing holonomy constraint (2.12) leads to a topological gravity model formulated by 15-j symbol in 4 dimensions.

The partition function with the constraint (2.12) or equivalently (2.15) and the

discreteness of β_j taken into account is given by

$$Z = \sum_t \int \mathcal{D}U^Y Z_t; \quad (4.1)$$

$$Z_t = \int \mathcal{D}^3 B \frac{B^3}{\beta_j} Y^2 \frac{F^a}{\mathcal{F}_j} + \frac{B^a}{\beta_j} + \frac{Y^2}{\mathcal{F}_j} \frac{F^a}{\mathcal{F}_j} \frac{B^a}{\beta_j} \prod_{J=0}^{\infty} (\beta_j - 2J) e^{\frac{i}{2} B^a F^a} J^2 \frac{Z}{2}; \quad (4.2)$$

where Z_t is the part of partition function associated with a triangle t . We have introduced the discrete nature of β_j by using the following relation:

$$\int_{\beta_{ij}}^{\beta_{fj}} d\beta_j = \int_{\beta_{ij}}^{\beta_{fj}} \sum_{J=0}^{\infty} (\beta_j - 2J) d\beta_j \quad (4.3)$$

where $J^2 Z/2$ and thus β_{fj} and β_{ij} should be integer.

We can now evaluate the B integral of Z_t straightforwardly thanks to the delta functions and obtain

$$Z_t = \sum_J 8J^2 \cos(J \mathcal{F}_j); \quad (4.4)$$

At this stage it is important to recognize that arbitrary change of the normalization constant for the lattice BF action (2.10) gives the same result for (4.4). This can be understood by the following arguments: Suppose we take the action of the form $S_{LBF} = \frac{P}{2} \sum_t B^a(t) F^a(t)$, we need to take $\beta(t)j = 2J$ ($J^2 Z/2$), based on the similar arguments as in section 2. Taking into account the vanishing holonomy constraint (2.12) or equivalently (2.15), the action essentially leads to the form $S_{LBF} = \frac{P}{2} \sum_t J \mathcal{F}(t)j$ and thus to (4.4).

Using the following formula for the character χ_J of the spin- J representation of $SU(2)$,

$$\chi_J(e^{i^a J_a}) = \chi_J(j) = \frac{\sin((2J+1)\frac{j}{2})}{\sin \frac{j}{2}}; \quad (4.5)$$

where j is the length of a , we find

$$\chi_J(\mathcal{F}_j) - \chi_{J-1}(\mathcal{F}_j) = 2 \cos(J \mathcal{F}_j); \quad (4.6)$$

Hence we can naively calculate the triangle partition function,

$$\begin{aligned} Z_t &= \sum_{J=0}^{\infty} 4J^2 (\chi_J - \chi_{J-1}) \\ &= \sum_{J=0}^{\infty} 4(2J+1) \chi_J; \end{aligned}$$

This calculation is not precise, because the summation is not convergent. We can, however, justify the above calculation by introducing the heat kernel regularization. The details of the regularization procedure can be found in our previous paper[12].

Integrating out B field and introducing heat kernel regularization and dividing the unimportant constant factor, we obtain the total partition function

$$Z = \sum_{t=J=0}^Z \int \prod_{i \in P} dU_i \frac{\chi^t}{(2J+1)^J} \prod_{i \in P} U_i(1) e^{-J(J+1)}; \quad (4.7)$$

where a regularization parameter ϵ is introduced. The parameter ϵ will be sent to zero ($\epsilon \rightarrow 0$) at the end of calculation.

It is interesting to note that the formulation has close similarity with the 3-dimensional case. In 3 dimensions the angular momentum J is associated to the original link while it is associated to a triangle in 4 dimensions. This has natural correspondence with Regge calculus in the sense that the discretized angular momentum J is localized at the simplices where the gravitational curvature is localized.

We now carry out DU integration of this partition function. Thanks to the character of the partition function, DU integration is straightforward. We first note the following relation specific to the character:

$$\prod_{i \in P} U_i(1) = \sum_{fk_i g_i=1} \chi^{fk_i} D_{k_i k_{i+1}}^J(U_i) \quad (k_{m+1} = k_1); \quad (4.8)$$

where $D_{k_i k_{i+1}}^J(U_i)$ is the D -function, a spin J matrix representation for a $SU(2)$ group element $U_i = U(1_i)$ located on the dual link 1_i . Here we assume that there are m dual link variables U_i along the boundary of dual plaquette P .

We then clear out the geometrical structure of a 4-simplex. A 4-simplex can be constructed by five sites for which we name $A; B; C; D$ and E . We may denote the 4-simplex itself composed of these sites as $ABCDE$, which has five tetrahedra $BCDE; ACDE; ABDE; ABCE$ and $ABCD$ on the boundary. Each tetrahedron, such as $BCDE$, has boundary triangles $CDE; BDE; BCE$ and BCD and so on. In this way we can specify all the simplices included in the 4-simplex $ABCDE$. We can graphically denote the geometrical structure of the 4-simplex $ABCDE$. See Fig.3.

We now clarify the locations of the U_i and D -functions on the 4-simplices. The center of the figure in Fig.3 is corresponding to that of the 4-simplex $ABCDE$ which has five neighboring 4-simplices and is connected to the 4-simplices by five dual

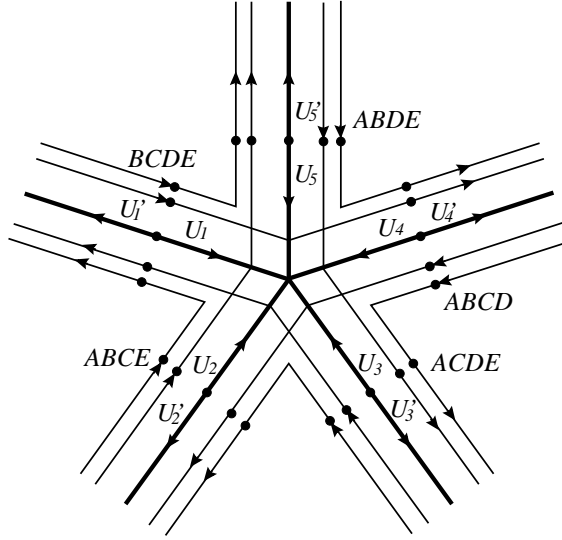


Figure 3: Graphical presentation of geometrical structure of a 4-simplex $ABCDE$

links denoted by the thick lines. The five points on the five thick lines correspond to the center of the five boundary tetrahedra, $BCDE$, $ACDE$, $ABDE$, $ABCE$ and $ABCD$, respectively. Arrows on the dual links indicate the direction of the dual link variables U_i, U_i^0 and the thin lines with arrows indicate the direction of the product of the D -functions. As we can see in (4.8) the product of the D -functions goes around a original triangle associated with the representation J . For example the boundary triangle between the tetrahedra $ABCD$ and $ABCE$ is ABC and thus there is a thin line going from $ABCD$ to $ABCE$. Thus there are 10 thin lines corresponding to the number of surrounding triangles. It should be noted that there are two dual link variables U_i and U_i^0 each of which belongs to the neighboring 4-simplices separated by the boundary tetrahedron and is located on the same dual link \mathbb{I}_i .

Before getting into the details we briefly figure out how 15-j symbols appear after the dU integration. As we have shown in Fig.3, there are five boundary tetrahedra in a 4-simplex. Each tetrahedron has four triangles and thus there are four thin lines carrying D -functions associated to a dU integration. Since each dU integration for the product of four D -functions reproduces four 3-j symbols, we obtain twenty 3-j symbols for each 4-simplex. Then the ten out of the twenty 3-j symbols lead to a 15-j symbols and the rest of the ten 3-j symbols together with those from the neighbouring 4-simplex reproduce a trivial factor $2J + 1$ attached to each tetrahedron.

We now explicitly show how the 15-j symbols appear after the dU integration.

As a concrete example we focus on the $dU_1 dU_1^0$ integration on the boundary tetrahedron $BCDE$ of the 4-simplex $ABCDE$. There appear eight D -functions in $dU_1 dU_1^0$ integration,

$$I_{BCDE} = \sum_{fkig}^X \int^Z dU_1 dU_1^0 D_{m_1^0 k_1}^{J_1}(U_1^0) D_{k_1 m_1}^{J_1}(U_1) D_{m_2 k_2}^{J_2}(U_1^0) D_{k_2 m_2^0}^{J_2}(U_1^0) D_{m_3^0 k_3}^{J_3}(U_1^0) D_{k_3 m_3}^{J_3}(U_1) D_{m_4 k_4}^{J_4}(U_1^0) D_{k_4 m_4^0}^{J_4}(U_1^0)$$

We note that the integration of four D -functions leads to the product of four 3-j symbols [27],

$$\int^Z dU_1^Y D_{m_i n_i}^{J_i}(U) = \sum_{J_m n}^X (2J+1) \begin{pmatrix} J_1 & J_2 & J \\ m_1 & m_2 & m \end{pmatrix} \begin{pmatrix} J_3 & J_4 & J \\ m_3 & m_4 & m \end{pmatrix} \begin{pmatrix} J_1 & J_2 & J \\ n_1 & n_2 & n \end{pmatrix} \begin{pmatrix} J_3 & J_4 & J \\ n_3 & n_4 & n \end{pmatrix} : \quad (4.9)$$

Using the above formula and the following relation:

$$D_{m n}^J(U^Y) = D_{nm}^J(U) = (-1)^{n-m} D_{-n -m}^J(U); \quad (4.10)$$

we can straightforwardly carry out $dU_1 dU_1^0$ integration,

$$I_{BCDE} = \sum_{L;l;l_i}^X \begin{pmatrix} k_1 & m_1^0 \\ L & l_1 \end{pmatrix} \begin{pmatrix} k_2 & m_2 \\ L & l_2 \end{pmatrix} \begin{pmatrix} k_3 & m_3^0 \\ L & l_3 \end{pmatrix} \begin{pmatrix} k_4 & m_4 \\ L & l_4 \end{pmatrix} (2L+1)(2I+1) \begin{pmatrix} J_1 & J_3 & L \\ m_1 & m_3 & l_1 \end{pmatrix} \begin{pmatrix} L & l_1 \\ l_1 & m_2 & m_4 \end{pmatrix} \begin{pmatrix} J_1 & J_3 & L \\ k_1 & k_3 & l_2 \end{pmatrix} \begin{pmatrix} L & l_2 \\ l_2 & k_2 & k_4 \end{pmatrix} \begin{pmatrix} J_2 & J_4 & I \\ k_2 & k_4 & i_2 \end{pmatrix} \begin{pmatrix} I & i_2 \\ i_2 & k_1 & k_3 \end{pmatrix} \begin{pmatrix} J_2 & J_4 & I \\ m_2^0 & m_4^0 & i_1 \end{pmatrix} \begin{pmatrix} I & i_1 \\ i_1 & m_1^0 & m_3^0 \end{pmatrix} :$$

We can evaluate k_i summations by using the following formula:

$$\sum_{m_1 m_2}^X \begin{pmatrix} J_1 & J_2 & J \\ m_1 & m_2 & m \end{pmatrix} \begin{pmatrix} J_1 & J_2 & J^0 \\ m_1 & m_2 & m^0 \end{pmatrix} = \frac{1}{2J+1} \begin{pmatrix} J & J^0 & m & m^0 \end{pmatrix}; \quad (4.11)$$

and then obtain

$$I_{BCDE} = \sum_{L;l;l_i}^X (2L+1) \begin{pmatrix} J_1 & J_3 & L \\ m_1 & m_3 & l_1 \end{pmatrix} \begin{pmatrix} L & l_1 \\ l_1 & m_2 & m_4 \end{pmatrix} \begin{pmatrix} J_2 & J_4 & I \\ m_2^0 & m_4^0 & i_1 \end{pmatrix} \begin{pmatrix} I & i_1 \\ i_1 & m_1^0 & m_3^0 \end{pmatrix} \begin{pmatrix} J_1 & J_3 & L \\ k_1 & k_3 & l_2 \end{pmatrix} \begin{pmatrix} L & l_2 \\ l_2 & k_2 & k_4 \end{pmatrix} \begin{pmatrix} J_2 & J_4 & I \\ k_2 & k_4 & i_2 \end{pmatrix} \begin{pmatrix} I & i_2 \\ i_2 & k_1 & k_3 \end{pmatrix} : \quad (4.12)$$

The factor $2L + 1$ can be understood to be associated with the tetrahedron $BCDE$. Two 3-j symbols carrying $\sum m_i$ which is assigned to be related to the center of 4-simplex $ABCDE$, will be used to construct the 15-j symbol associated with 4-simplex $ABCDE$, while the other two 3-j symbols carrying the $\sum m_i^0$, will be used to construct the 15-j symbol associated with the neighboring 4-simplex of $ABCDE$ which share the common tetrahedron $BCDE$.

Hereafter we introduce a graphical method to explain the manipulation of formulae and the derivation leading to the generalized "15-j symbol". The essence of this method is to represent the 3-j symbol graphically by trivalent vertex (3-vertex) with a sign factor. The sign is related to the correspondence between the ordering of column in the 3-j symbol and right- or left-handed ordering of the angular momentum J_i on the trivalent graph. We choose to define the following particular ordering and the sign factor:

$$\begin{array}{c} J_1 \quad J_2 \quad J_3 \\ m_1 \quad m_2 \quad m_3 \end{array} \begin{array}{c} ! \\ = \\ \end{array} \begin{array}{c} J_1 m_1 \\ \uparrow \\ + \\ \swarrow \quad \searrow \\ J_2 m_2 \quad J_3 m_3 \end{array} = \begin{array}{c} J_1 m_1 \\ \uparrow \\ - \\ \swarrow \quad \searrow \\ J_3 m_3 \quad J_2 m_2 \end{array} : \quad (4.13)$$

We then define the reversal of the arrows as

$$\begin{array}{c} J_1 m_1 \\ \downarrow \\ + \\ \swarrow \quad \searrow \\ J_2 m_2 \quad J_3 m_3 \end{array} = \begin{array}{c} \times \\ m_1^0 m_2^0 m_3^0 \end{array} \begin{array}{c} J_1 \quad J_2 \quad J_3 \\ m_1^0 \quad m_2^0 \quad m_3^0 \end{array} \begin{array}{c} ! \\ = \\ \end{array} \begin{array}{c} J_1 \quad J_2 \quad J_3 \\ m_1^0 \quad m_2^0 \quad m_3^0 \end{array} ;$$

where $g_{m_1 m_2 m_3}^J = \frac{1}{m_1! m_2! m_3!} (1)^{J-m} \begin{pmatrix} J & m \\ m_1 & m_2 & m_3 \end{pmatrix}$ is the $SU(2)$ invariant metric. The following identity

$$\begin{array}{c} J_1 \quad J_2 \quad J_3 \\ m_1 \quad m_2 \quad m_3 \end{array} \begin{array}{c} ! \\ = \\ \end{array} \begin{array}{c} \times \\ m_1^0 m_2^0 m_3^0 \end{array} \begin{array}{c} J_1 \quad J_2 \quad J_3 \\ m_1^0 \quad m_2^0 \quad m_3^0 \end{array} \begin{array}{c} ! \\ = \\ \end{array} \begin{array}{c} J_1 \quad J_2 \quad J_3 \\ m_1^0 \quad m_2^0 \quad m_3^0 \end{array}$$

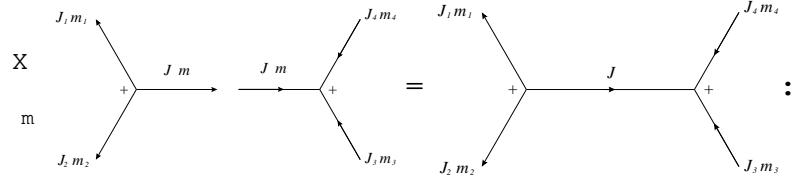
can be graphically represented by

$$\begin{array}{c} J_1 m_1 \\ \downarrow \\ + \\ \swarrow \quad \searrow \\ J_2 m_2 \quad J_3 m_3 \end{array} = \begin{array}{c} J_1 m_1 \\ \downarrow \\ + \\ \swarrow \quad \searrow \\ J_2 m_2 \quad J_3 m_3 \end{array} :$$

In this way the direction of the arrow is related to the consistent choice of $SU(2)$ invariant metric. For example we can connect two 3-j symbols by a metric

$$\begin{array}{c} \times \\ m_1^0 m_2^0 m_3^0 m_4^0 \end{array} \begin{array}{c} J_1 \quad J_2 \quad J \\ m_1 \quad m_2 \quad m \end{array} \begin{array}{c} ! \\ = \\ \end{array} \begin{array}{c} J_1 \quad J_2 \quad J \\ m_1^0 \quad m_2^0 \quad m^0 \end{array} \begin{array}{c} ! \\ = \\ \end{array} \begin{array}{c} J_3 \quad J_4 \quad J \\ m_3^0 \quad m_4^0 \quad m^0 \end{array} ;$$

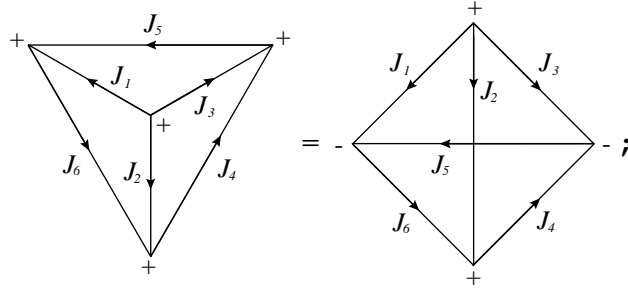
which is graphically represented by



In general any $3n$ -j symbols ($n = 2; 3; 4; 5; \dots$) can be graphically represented by the closed trivalent graph. For example 6-j symbol can be decomposed into four 3-j symbols by the formula

$$\begin{pmatrix} J_1 & J_2 & J_3 \\ J_4 & J_5 & J_6 \end{pmatrix} = \sum_{\text{all } m_i} (-1)^{\sum_i (J_i - m_i)} \begin{pmatrix} J_1 & J_2 & J_3 \\ m_1 & m_2 & m_3 \end{pmatrix} \begin{pmatrix} J_1 & J_5 & J_6 \\ m_1 & m_5 & m_6 \end{pmatrix} \begin{pmatrix} J_4 & J_2 & J_6 \\ m_4 & m_2 & m_6 \end{pmatrix} \begin{pmatrix} J_4 & J_5 & J_3 \\ m_4 & m_5 & m_3 \end{pmatrix} ;$$

where the factor $(-1)^{\sum_i (J_i - m_i)}$ can be understood as a sign factor coming from the invariant metric. The graphical presentation of the above 6-j symbol can be given



where the rules for the signs on the vertices and the arrows on the lines can be understood. Analogously for more complicated 15-j symbols, we need ten 3-j symbols and can be represented by closed trivalent graph with ten vertices with sign factors.

Using the graphical method, we can represent the formula (4.12) as

$$I_{BCDE} = \sum_L (2L + 1) \begin{pmatrix} J_1 & J_2 & J_3 \\ J_4 & J_5 & J_6 \end{pmatrix} \begin{pmatrix} J_1 & J_2 & J_3 \\ m_1 & m_2 & m_3 \end{pmatrix} \begin{pmatrix} J_4 & J_5 & J_6 \\ m_4 & m_5 & m_6 \end{pmatrix} : (4.14)$$

In accordance with (4.12) the factor $(2L + 1)$ and the summation of the magnitude of the angular momentum L are explicitly written while the summation of the third component L_3 are not written explicitly and should be understood in the graphical representation of the internal line. It should, however, be noted that the above presentation is not the unique expression. There are three other equivalent

```
expressions;
```

$$\begin{aligned}
\mathcal{I}_{\text{BCDE}} &= \sum_L (2L+1) \left[\begin{array}{c} J_1 m_1 \swarrow \quad \searrow J_3 m_3 \\ \text{---} L \text{---} \quad \swarrow J_4 m_4 \quad \searrow J_2 m_2 \\ \text{---} \end{array} \right] \left[\begin{array}{c} J_1 m'_1 \swarrow \quad \searrow J_3 m'_3 \\ \text{---} L \text{---} \quad \swarrow J_4 m'_4 \quad \searrow J_2 m'_2 \\ \text{---} \end{array} \right] \\
&= \sum_L (2L+1) \left[\begin{array}{c} J_1 m_1 \swarrow \quad \searrow J_3 m_3 \\ \text{---} L \text{---} \quad \swarrow J_4 m_4 \quad \searrow J_2 m_2 \\ \text{---} \end{array} \right] \left[\begin{array}{c} J_1 m'_1 \swarrow \quad \searrow J_3 m'_3 \\ \text{---} L \text{---} \quad \swarrow J_4 m'_4 \quad \searrow J_2 m'_2 \\ \text{---} \end{array} \right] \\
&= \sum_L (2L+1) \left[\begin{array}{c} J_1 m_1 \swarrow \quad \searrow J_3 m_3 \\ \text{---} L \text{---} \quad \swarrow J_4 m_4 \quad \searrow J_2 m_2 \\ \text{---} \end{array} \right] \left[\begin{array}{c} J_1 m'_1 \swarrow \quad \searrow J_3 m'_3 \\ \text{---} L \text{---} \quad \swarrow J_4 m'_4 \quad \searrow J_2 m'_2 \\ \text{---} \end{array} \right] : \quad (4.15)
\end{aligned}$$

It is important to recognize that the corresponding sign factors are the same in each pair of the four internal line diagrams. In the above particular example we have chosen the dual link integration $dU_1 dU_1^0$ via the boundary tetrahedron $BCDE$ and obtained the integrated result I_{BCDE} . We need to carry out four other dual link integrations; $dU_2 dU_2^0$, $dU_3 dU_3^0$, $dU_4 dU_4^0$ and $dU_5 dU_5^0$ to perform the full dual link integration of the 4-simplex $ABCDE$. They can be carried out in the same way as $dU_1 dU_1^0$ integration.

Using the formulation explained in the above, we can evaluate the dU_i integration graphically,

(4.16)

$$= \prod_{i=1}^5 (2J_i + 1) \quad ; \quad (4.17)$$

where $J_1 = J_{BCDE}$, $J_2 = J_{ABCE}$, $J_3 = J_{ACDE}$, $J_4 = J_{ABCD}$ and $J_5 = J_{ABDE}$. Here $dU_i dU_i^0$ integration graphically represented by (4.14) has cut down the thin lines and newly generated a connected line representing the boundary tetrahedron. The closed trivalent graph with ten vertices in the center can be rewritten in topologically equivalent ways,

$$=$$

$$=$$

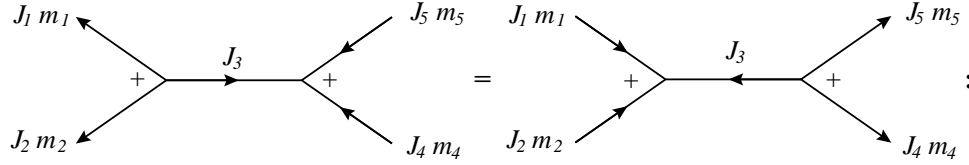
$$: \quad (4.18)$$

The topological equivalence of the 1st and 2nd graphs are obvious while the 2nd graph equals to the 3rd graph by the following formula:

$$\prod_{i=1}^5 (2J_i + 1) = \prod_{i=1}^5 (2J_i + 1) \quad (4.19)$$

$$= \sum_{m_3} \prod_{i=1}^3 (J_i m_i) \prod_{i=1}^3 (J_i m_i) \prod_{i=1}^3 (J_i m_i); \quad (4.19)$$

which can be graphically represented by



The decuplet graph (4.18) is the definition of our generalized 15-j symbol. There are ten peripheral lines and five internal lines. The internal lines correspond to the tetrahedra which originally come from the one of the internal lines of the corresponding graph in (4.14). The peripheral lines correspond to the common triangle between the neighboring tetrahedra of internal lines. For example the peripheral line BDE is connected with two internal lines ABDE and BCDE and thus corresponds to the common boundary of the two tetrahedra.

We can now obtain the full expression of our partition function in terms of generalized 15-j symbols after we carry out dB integration for all the triangles and dU_i integration for all the dual links whose dual are the boundary tetrahedra of each 4-simplex,

$$Z_{LBF} = \sum_{fJ_i g \text{ triangle}} \prod (2J + 1) \prod_{\text{tetrahedron}} (2J + 1) \prod_{4\text{-simplex}} f_{15-j}; \quad (4.20)$$

where we have written the 15-j symbol symbolically. The factor $(2J + 1)$ attached to a triangle is originated from the same factor as in (4.7) appeared after dB integration on a triangle. The second factor $(2J + 1)$ attached to a tetrahedron is originated from the same factor as in the graph (4.17) appeared after dU integration for each tetrahedron (dual to dual link). Here we have not yet given the explicit form of the generalized 15-j symbol with the following reasons. As we have already pointed out in the graphical representation (4.14) and (4.15), there are sign ambiguity for the 3-j representation in the dU integration, which is related to the definition of our generalized 15-j symbol. In the next section we determine this sign ambiguity by imposing the topological invariance on the partition function Z_{LBF} expressed by the 15-j symbols in (4.20). The topological invariance of the partition function on the 4-dimensional simplicial manifold can be assured if the partition function is Pachner move invariant, which we will explain in the next section.

We conclude this section with a few comments. In the Oguri's symbolic presentation of the partition function there appear 6-j symbols in addition to 15-j symbols while we don't have this 6-j symbols in the partition function. Our definition of the generalized 15-j symbol is almost the same as that of Crane-Yetter[16] except for the definition of sign factors.

5 Pachner Move Invariance of the Partition Function

In 3-dimensional lattice gravity formulations, it was shown that the lattice Chern-Simons gravity leads to the Ponzano-Regge model constructed from 6-j symbol[12] which has close correspondence with 3-simplex, tetrahedron. The crucial point of the Ponzano-Regge model is that the particular product of 6-j symbols of the model is Alexander move (2-3 move and 1-4 move or equivalently 3-dimensional Pachner move) invariant[9][10][11]. Since the Ponzano-Regge model is independent how the 3-dimensional simplicial manifold is divided by the moves and thus the model is topological. Then in the 3-dimensional case the continuum limit can be trivially taken and therefore the lattice Chern-Simons gravity action leads to the continuum ISO(3) Chern-Simons gravity action.

In 4 dimensions it is expected that the story proceeds quite parallel as in the 3-dimensional case. Our lattice BF gravity action has led to the partition function constructed from 15-j symbol which has close correspondence with 4-simplex.

As we have already mentioned that any kinds of 15-j symbols can be represented by the closed trivalent graph which has ten vertices. Different types of 15-j symbols are essentially distinguished by the topology of the graph. For example there are five kinds of standard 15-j symbols which can be decomposed into the product of 6-j and 9-j symbols[27]. Our generalized 15-j symbol graphically given in (4.18) is different from the standard 15-j symbol and thus we have called the 15-j symbol of (4.18) as "generalized 15-j symbol".

In the graphical representation of the generalized 15-j symbol, we have not yet specified the sign factors on the trivalent vertices. Here in this section we show that those sign factors are determined by imposing the 4-dimensional Pachner move invariance to the product of the partition function (4.20).

It is the known fact that any 4-dimensional simplicial manifold can be con-

structured out of 4-dimensional Pachner moves which are composed of $n-m$ moves with $n+m = 6$ in 4 dimensions. Thus they include 1-5 move, 2-4 move, 3-3 move and the inverse of the 1-5 and 2-4 moves [28]. There are essentially three independent moves; 1-5 move, 2-4 move and 3-3 move to reproduce an arbitrary shape of 4-dimensional simplicial manifold. Those moves are shown in Fig.4. In the 1-5 move the center

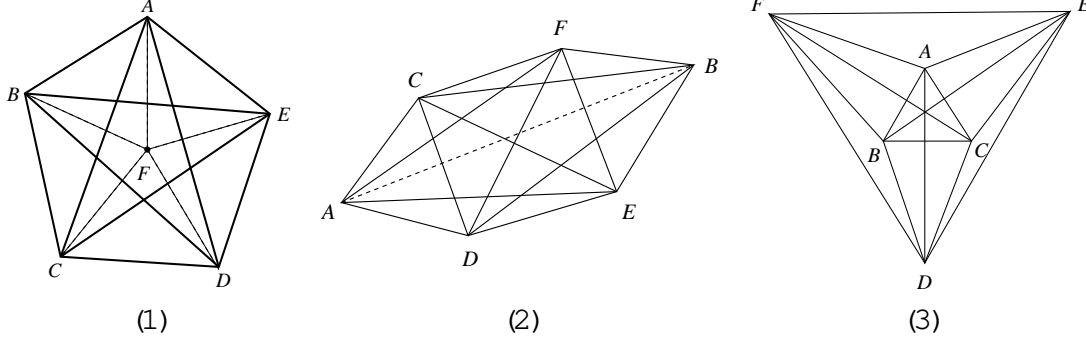


Figure 4: Pachner moves in 4 dimensions. (1) 1-5 move : $(ABCDE) ! (BCDEF)(ACDEF)(ABDEF)(ABCEF)(ABCDF)$, (2) 2-4 move : $(ACDEF)(BCDEF) ! (ABDEF)(ABCEF)(ABCDF)(ABCDE)$, and (3) 3-3 move : $(BCDEF)(ACDEF)(ABDEF) ! (ABCDE)(ABCEF)(ABCDF)$.

site F in the figure is the common site of all five 4-simplices. In the 2-4 move the dotted link AB is the common link of the four 4-simplices. For example in 2-4 move, the initial configuration of a 4-dimensional simplicial manifold including two 4-simplices $(ACDEF)$ and $(BCDEF)$ will be changed into another simplicial manifold including four 4-simplices $(ABDEF)$; $(ABCEF)$; $(ABCDF)$ and $(ABCDE)$ after the 2-4 move of Pachner type.

In 3-dimensional case the Alexander move invariance of the Ponzano-Regge model is shown explicitly by several ways [9][10][11]. Since in 4 dimensions the explicit proof of the Pachner move invariance of the partition function of 15-j symbol type has not yet been given, we explicitly show the invariance here by a graphical method. There is a proposal of proof of Pachner move invariance by Crane and Yetter who used the similar quantum 15-j symbol as ours but didn't show explicit proof [16]. Furthermore there is some sign factor difference from ours in the definition of 15-j symbol. Mathematically there are similar treatments of topologically invariant quantity in 4 dimensions [17].

In order to show the Pachner move invariance of the partition function (4.20) graphically, we need three crucial formulae. The analytic and the corresponding graphical expressions of the formulae are given in the following. We may call an

$$\begin{aligned}
& \sum_{\substack{J \\ m_1 M}}^X (2J+1) \sum_{\substack{m_i M \\ m_1^0}}^X j_1 j_2 J \\
& \quad h_{j_1 m_1 j_2 m_2}^J \sum_{\substack{M \\ m_3^0}}^X j_3 j_4 J \\
& \quad h_{j_3 m_3 j_4 m_4}^J \sum_{\substack{M \\ m_1^0}}^X j_1 j_2 J \\
& \quad h_{j_3 m_3 j_4 m_4}^J \sum_{\substack{M \\ m_1^0}}^X j_1 j_2 J \\
& \quad \left(\sum_{i=1}^4 (j_i - m_i^0) + (J - M) + (J - M^0) \right) \\
& = \sum_{m_i}^X h_{j_1 m_1 j_2 m_2}^J \sum_{\substack{M \\ m_3^0}}^X j_3 j_4 J h_{j_3 m_3 j_4 m_4}^J \sum_{\substack{M \\ m_1^0}}^X j_1 j_2 J; \quad (5.1)
\end{aligned}$$

Diagrammatic representation of the identity $(2J+1)\mathcal{M} = \mathcal{N}$. The left side shows a block \mathcal{M} with four internal lines labeled j_1, j_2, j_3, j_4 and external lines labeled J, J . The right side shows a block \mathcal{N} with four internal lines labeled j_1, j_2, j_3, j_4 and external lines labeled J, J . The identity is shown as $(2J+1)\mathcal{M} = \mathcal{N}$.

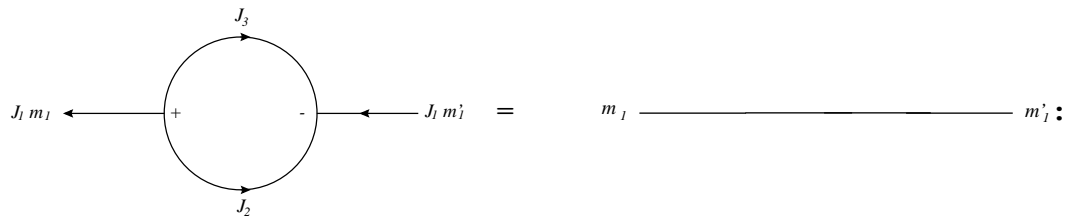
$$X_{J_m^0}^{(2J+1)} \begin{matrix} J_1 & J_2 & J \\ m_1 & m_2 & m^0 \end{matrix} \begin{matrix} J_1 & J_2 & J \\ m_1^0 & m_2^0 & m^0 \end{matrix} \left(\begin{matrix} P \\ 3 \end{matrix} \right)_{i=1}^{(J_i \ m_i^0)} = m_1 m_1^0 m_2 m_2^0; \quad (5.2)$$
$$\begin{array}{c} \text{X} \\ (2J+1) \\ \text{J} \end{array} \begin{array}{c} J_1 m_1 \\ + \\ J_2 m_2 \end{array} \begin{array}{c} J \\ - \\ J_2 m_2' \end{array} \begin{array}{c} J_1 m_1' \\ - \\ J_2 m_2' \end{array} = \begin{array}{c} m_1 \\ m_2 \end{array} \begin{array}{c} m_1' \\ m_2' \end{array} :$$
$$= \sum_{m_1 m_2 m_3} X_{J_2 m_2^0 J_3 m_3^0} (2J_2 + 1) (2J_3 + 1) \begin{pmatrix} J_1 & J_2 & J_3 \\ m_1 & m_2^0 & m_3^0 \end{pmatrix} \begin{pmatrix} J_1 & J_2 & J_3 \\ m_1^0 & m_2^0 & m_3^0 \end{pmatrix} \left(\begin{matrix} P \\ \end{matrix} \right)_{i=1}^3 (J_i \ m_i^0) \quad (5.3)$$

26

factor of the angular momentum to regularize the infinite constant

$$\begin{aligned} () &= \frac{1}{2J_1 + 1} \sum_{K_2, K_3} (2K_2 + 1)(2K_3 + 1) \\ &= \sum_{J=0}^{\infty} (2J + 1)^2 \frac{4^J}{3} (- 1) : \end{aligned} \quad (5.4)$$

Then (5.3) can be graphically given by



An example of the combined graphical relation of (5.1), (5.2) and (5.3) is

$$I = \frac{X^{J_1} Y^{J_2} X^{J_3}}{(2J_1 + 1)^{m_1} m_2 n_3!} \frac{X^{J_1} Y^{J_2} X^{J_3}}{m_1 n_3 m_4!} \frac{X^{J_1} Y^{J_2} X^{J_3}}{m_1 m_5 m_2!} \left(\begin{matrix} P \\ i=1;2;5 \end{matrix} \right)_{(J_i - m_i)} \frac{X^{J_1} Y^{J_2} X^{J_3}}{n_1 n_5 m_2!} \frac{X^{J_1} Y^{J_2} X^{J_3}}{n_1 n_3 n_4!} \left(\begin{matrix} P \\ i=1;3;4 \end{matrix} \right)_{(J_i - n_i)} ; \quad (5.5)$$

which is graphically given by

$$I = \sum_{J_1 J_2 J_3} X^{J_1 J_2 J_3} Y^{J_1 J_2 J_3} (2J_1 + 1) \quad (5.6)$$

Using the relations (5.2) and (5.3), we obtain

$$I = \sum_{J_1 J_3}^X (2J_1 + 1) (2J_3 + 1) \frac{J_1!}{n_1 n_3} \frac{J_3!}{n_1 n_3} \frac{J_4!}{m_4} \left(\begin{matrix} P \\ i=1;3;4 \end{matrix} \right)_{(J_i \quad n_i)} m_5 n_5$$

$$= \dots (5.7)$$

$$\begin{aligned}
\mathbb{I} &= \sum_{J_1 J_3} (2J_1 + 1) (2J_3 + 1) \\
&\quad \begin{array}{c} \text{Diagram 1: A circle with two horizontal lines. The top line has an arrow pointing right labeled J_3. The bottom line has an arrow pointing left labeled J_1. The left side of the circle is labeled $+$ and the right side is labeled $-$. To the left of the circle is a horizontal line labeled J_4 with an arrow pointing left towards the circle. To the right of the circle is a horizontal line labeled J_4 with an arrow pointing right towards the circle. Below the circle is a horizontal line labeled J_5 with an arrow pointing right. To the left of this line is m_5 and to the right is n_5. Below this line is another horizontal line labeled J_4 with an arrow pointing right. To the left of this line is m_4 and to the right is n_4. Below this line is a horizontal line labeled J_5 with an arrow pointing right. To the left of this line is m_5 and to the right is n_5. The entire diagram is preceded by an equals sign and followed by a colon and the label (5.8). \end{array}
\end{aligned}$$

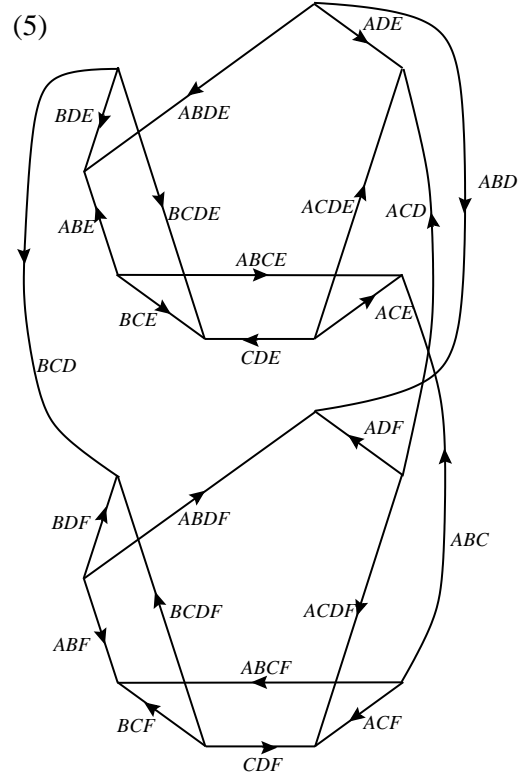
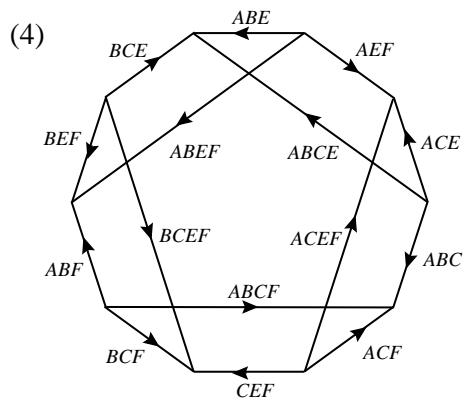
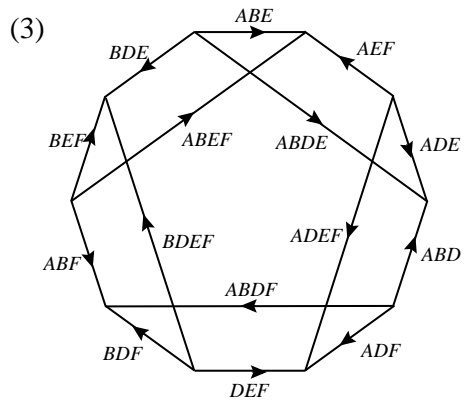
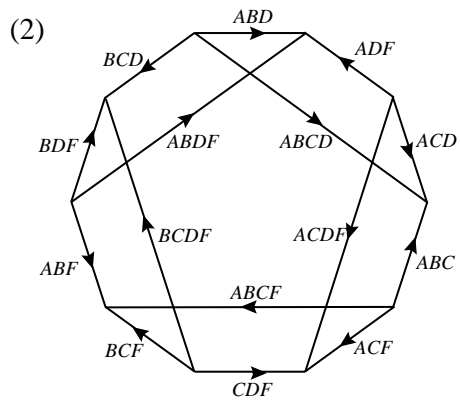
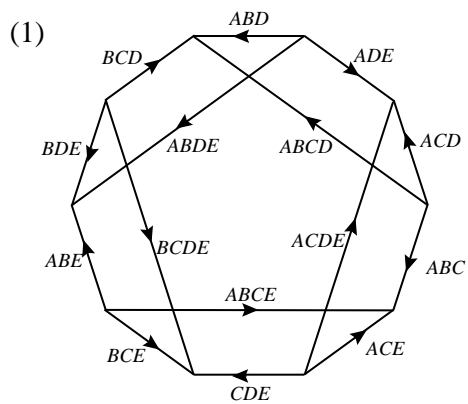
We first display four decuplet diagrams corresponding to the four 4-simplices in particular rule. We first note that the boundary of the initial four 4-simplices should coincide with the boundary of the final two simplices with correct orientations. With the help of homological algebraic notations, we obtain the following relation:

$$\begin{aligned}
 & \mathcal{Q}(ABCDE) - \mathcal{Q}(ABCDF) - \mathcal{Q}(ABDEF) + \mathcal{Q}(ABCEF) \\
 &= \mathcal{Q}(BCDEF) - \mathcal{Q}(ACDEF) \\
 &= BCDE - ACDE - BDEF + ADEF \\
 &\quad BCDF + ACDF + BCEF - ACEF; \tag{5.9}
 \end{aligned}$$

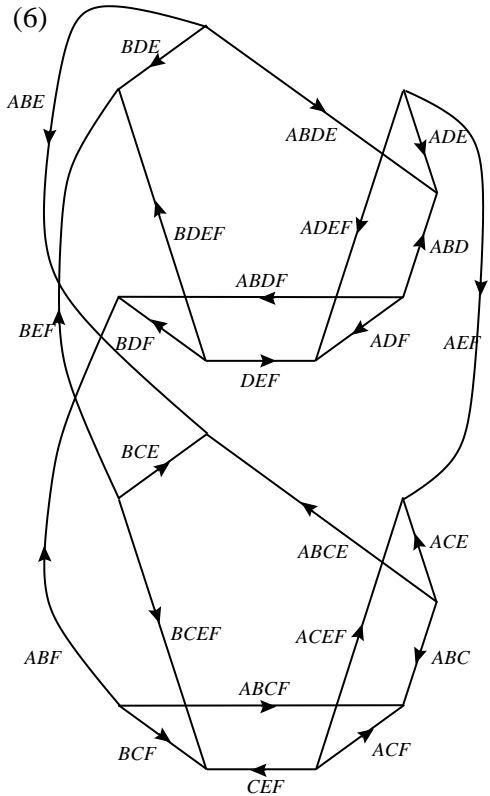
$$\Theta(ABCDE) = BCDE \quad ACDE + ABDE \quad ABCE + ABCD : \quad (5.10)$$

28

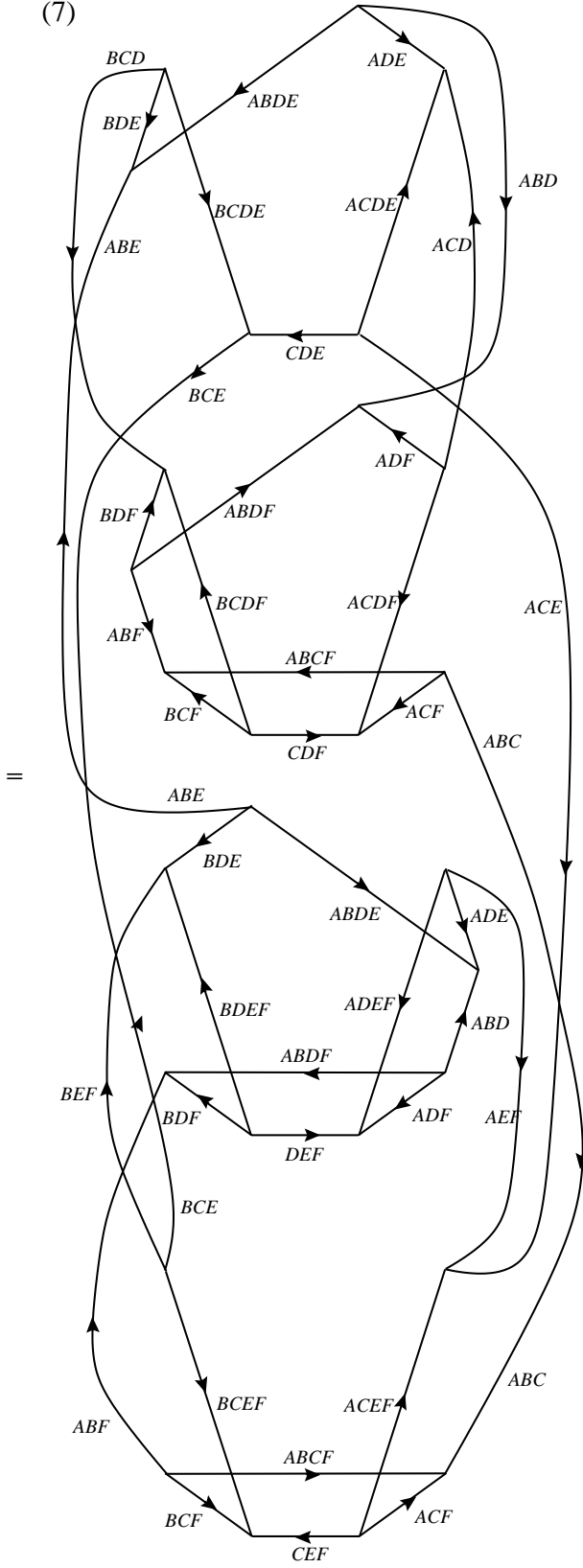
of $BCDF$ for the 4-simplex $AB C D F$ in (2), which are located on the same position of each decouplet. We then display the 4-simplexes $AB D E F$ and $AB C E F$ with the same rule in the first column of the equations.



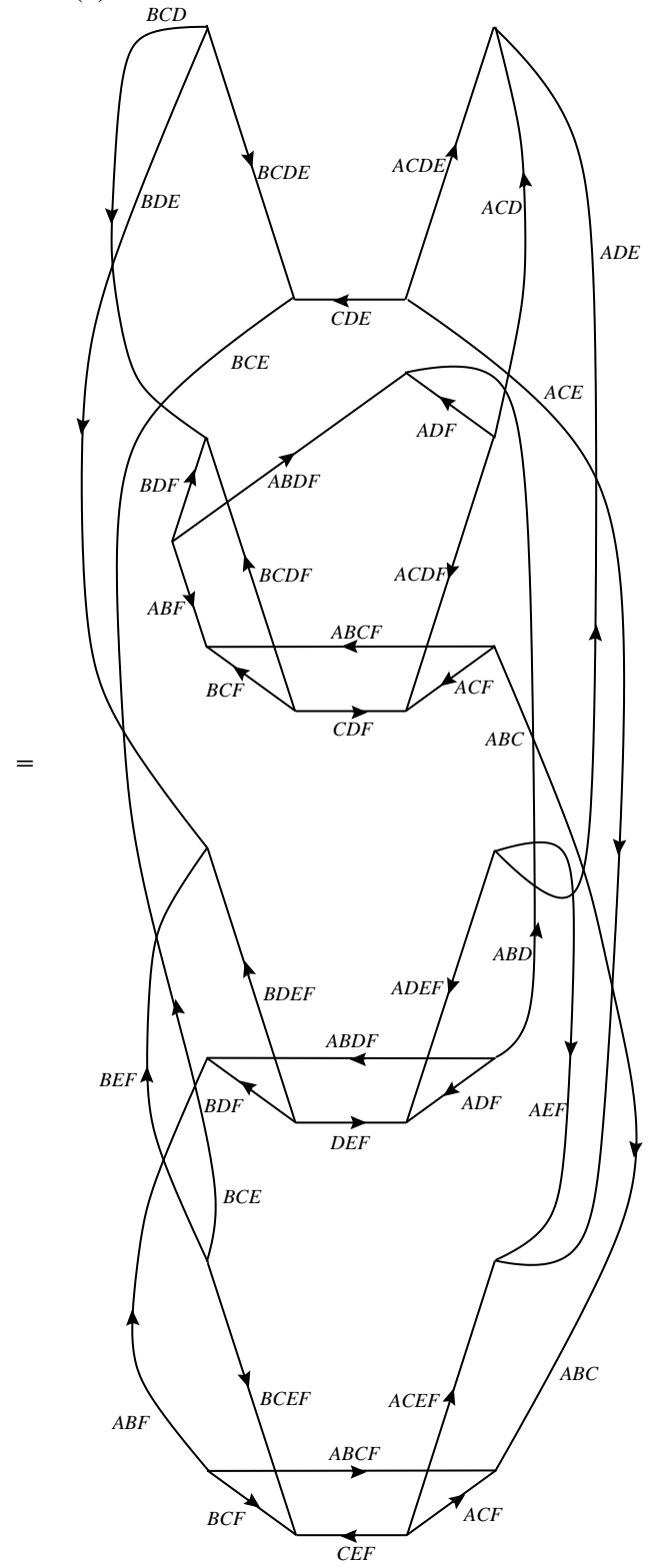
=



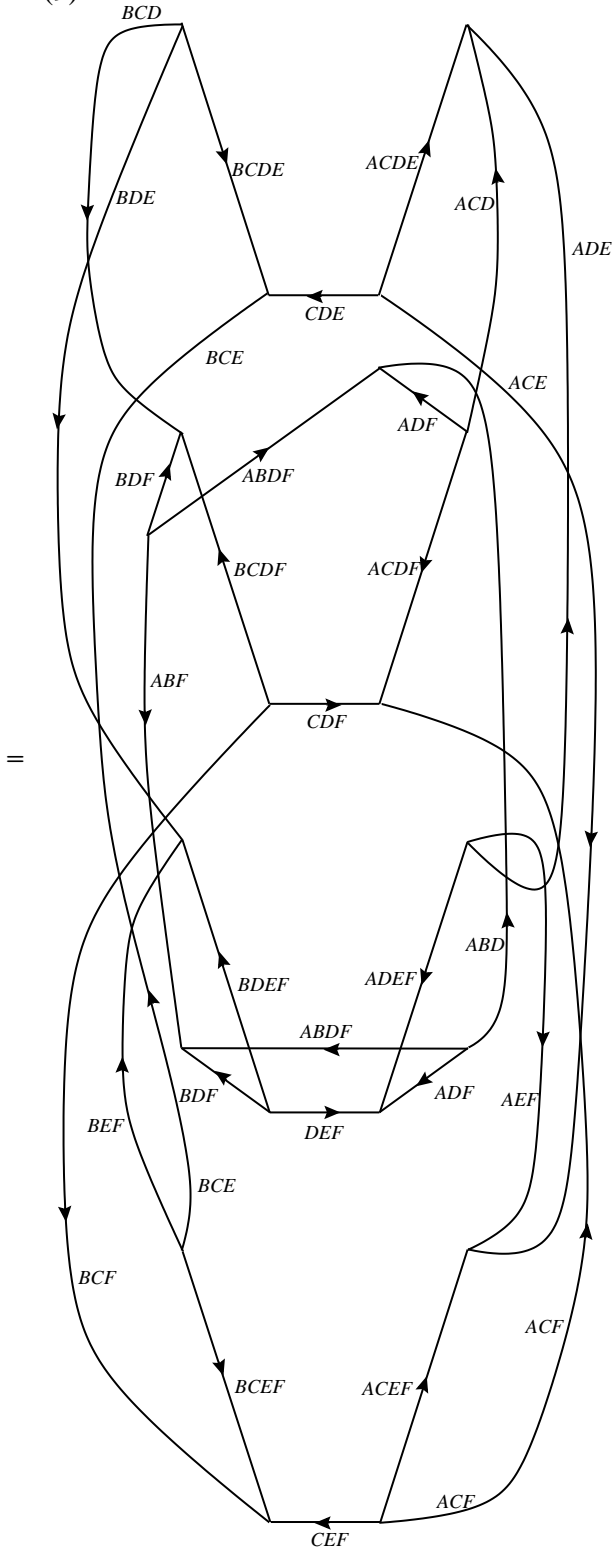
(7)



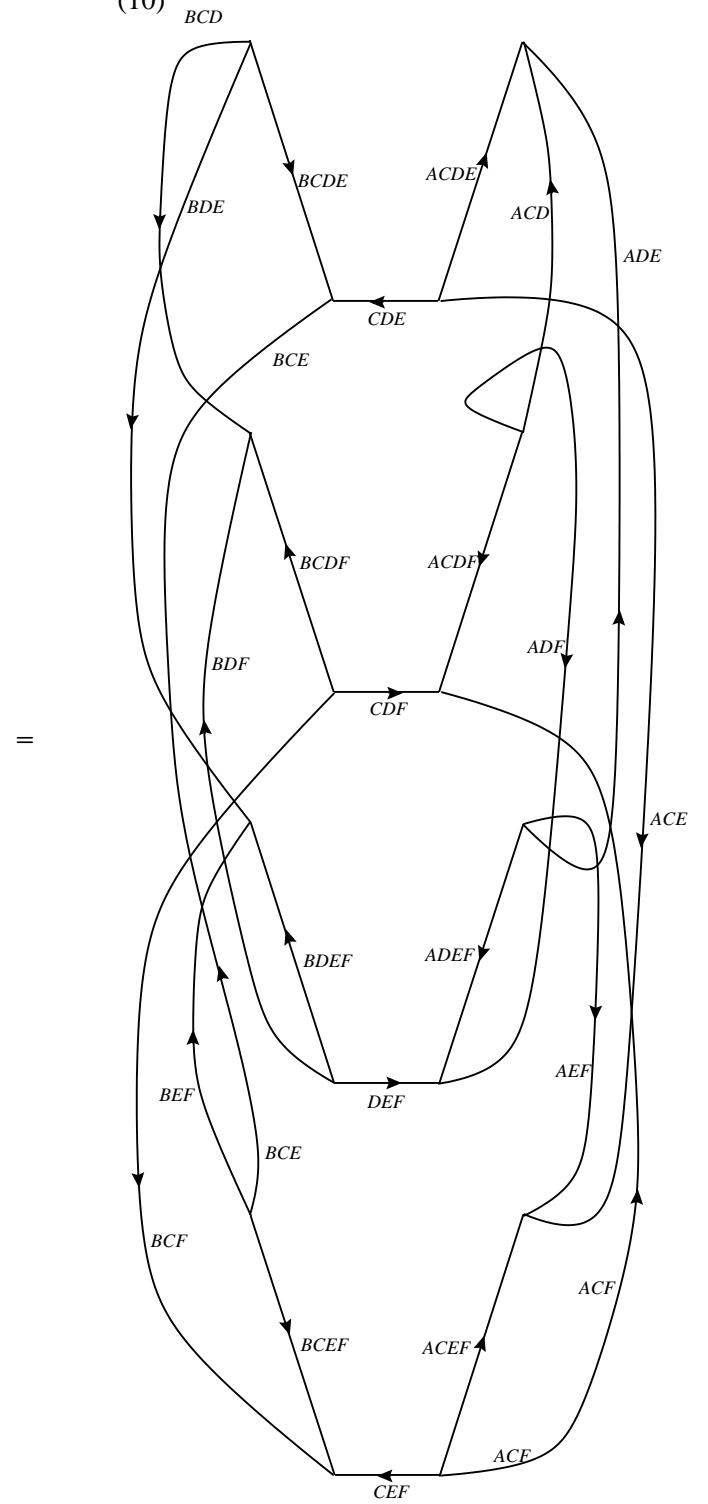
(8)

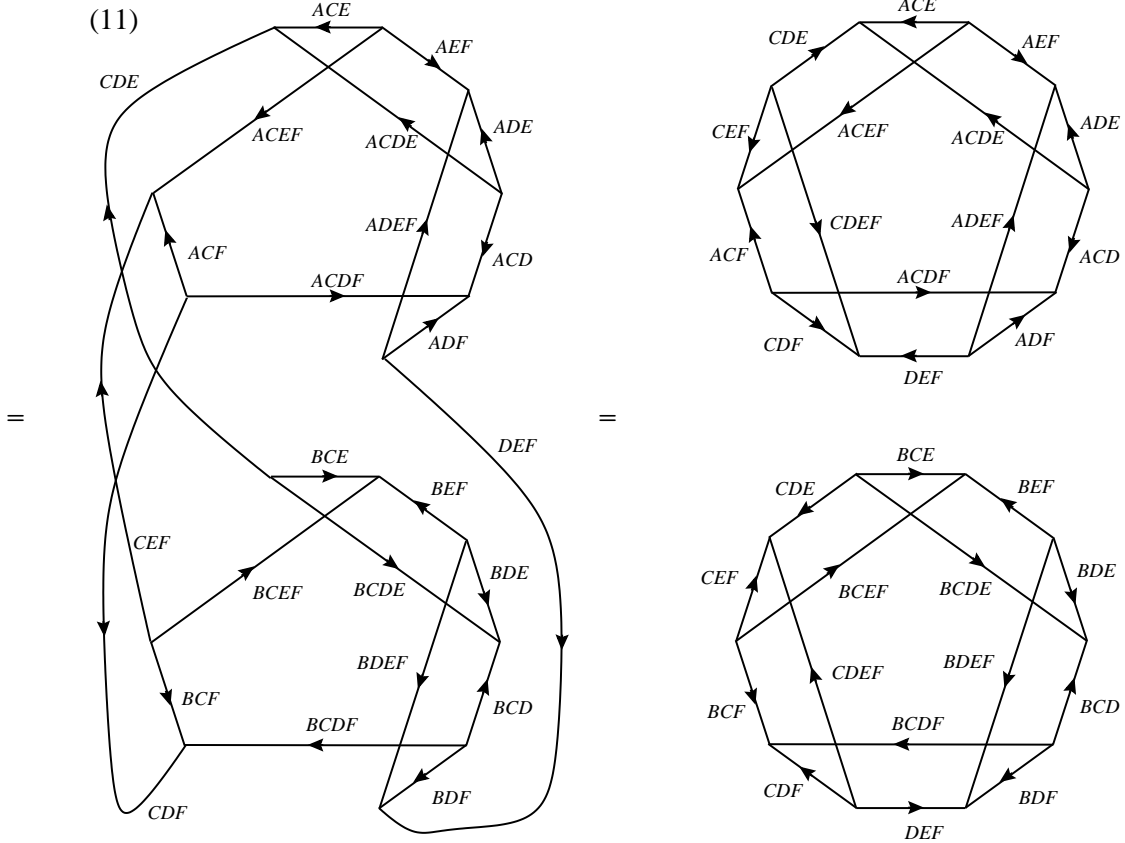


(9)



(10)





In the first equality we have used the formula (5.1) for the internal lines of tetrahedra $ABCD$ and $ABEF$ to combine two diagrams (1) and (2) into (5) and (3) and (4) into (6), respectively. In the second equality we have again used the formula (5.1) for the common internal lines $ABCE$ to combine the diagrams (5) and (6) into (7). In the third equality, we have used the formula (5.2) to get rid of ABE and then $ABDE$ successively in (7) and reached the diagram (8). Similarly in the fourth equality ABC and $ABCF$ are removed from (8) into (9). In the fifth equality we have used the relations (5.6) and (5.8) since there is a closed loop with two internal tetrahedra; $ABDF \rightarrow ABD \rightarrow ABDF \rightarrow ABF \rightarrow ABDF$ in the diagram (9). In the sixth equality we rearranged the diagram (10) in the form of diagram (11). In the last equality we have used again the formula (5.1) in the inverse order to reproduce the internal line of tetrahedron $CDEF$.

We have thus shown that the product of initial four decuplet diagrams is equivalent to the product of the final two decuplet diagrams multiplied by the regularized constant \mathcal{R} . Thus the product of the 15-j symbols of the partition function (4.20) can be decomposed into another product by the 4-2 move. The proof of 5-1 and 3-3 move invariance of the partition function proceeds quite parallel to the proof of 4-2

move. In the treatment of 5-1 move, we actually obtain the regularization factor x^4 , while 3-3 move does not reproduce any regularization factor.

We first note that in 4-2 move there is a common link for the initial four 4-simplexes while there is a common site for the initial five 4-simplexes in 5-1 move. We then ask how many powers of x we need to be compatible with the Pachner moves. We first count the change of the number of i -simplexes N_i before and after the Pachner moves. We list the result in Table 1.

	N_0	N_1	N_2	N_3	N_4
5-1 move	1	5	10	10	4
4-2 move	0	1	4	5	2
3-3 move	0	0	0	0	0

Table 1: The difference of the number of simplexes before and after the Pachner moves.

Since we have obtained x^4 in 5-1 move and x in 4-2 move, we need to obtain the following a_i satisfying:

$$\begin{aligned} a_0 + 5a_1 + 10a_2 + 10a_3 + 4a_4 &= 4; \\ a_1 + 4a_2 + 5a_3 + 2a_4 &= 1; \end{aligned} \quad (5.11)$$

Then the total power of x of the 4-dimensional simplicial manifold in consideration will be given by

$$P_4 = \sum_{i=0}^4 a_i N_i; \quad (5.12)$$

There are the following well known relations among the total number of i -simplex N_i in 4-dimensional simplicial manifold [29]:

$$\begin{aligned} N_0 - N_1 + N_2 - N_3 + N_4 &= \chi; \\ 2N_1 - 3N_2 + 4N_3 - 5N_4 &= 0; \\ 2N_3 &= 5N_4; \end{aligned} \quad (5.13)$$

where χ is Euler number. Solving N_2, N_3 and N_4 in terms of N_0 and N_1 in (5.13), we obtain the power of x as

$$x^4 \sum_{i=0}^4 a_i N_i = N_0 (a_0 - 10a_2 - 15a_3 - 6a_4) + N_1 (a_1 + 4a_2 + 5a_3 + 2a_4) + (10a_2 + 15a_3 + 6a_4); \quad (5.14)$$

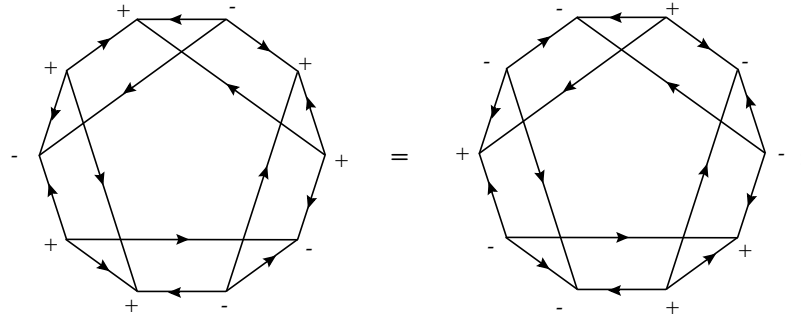
As far as a_i satisfies the relation (5.11), we can arbitrarily take the integer a_i . Taking the choice $a_2 = a_3 = a_4 = 0$, we obtain Euler number independent solution of the power dependence,

$$N_0 + N_1 : \quad (5.15)$$

To summarize we obtain the Pachner move invariant partition function,

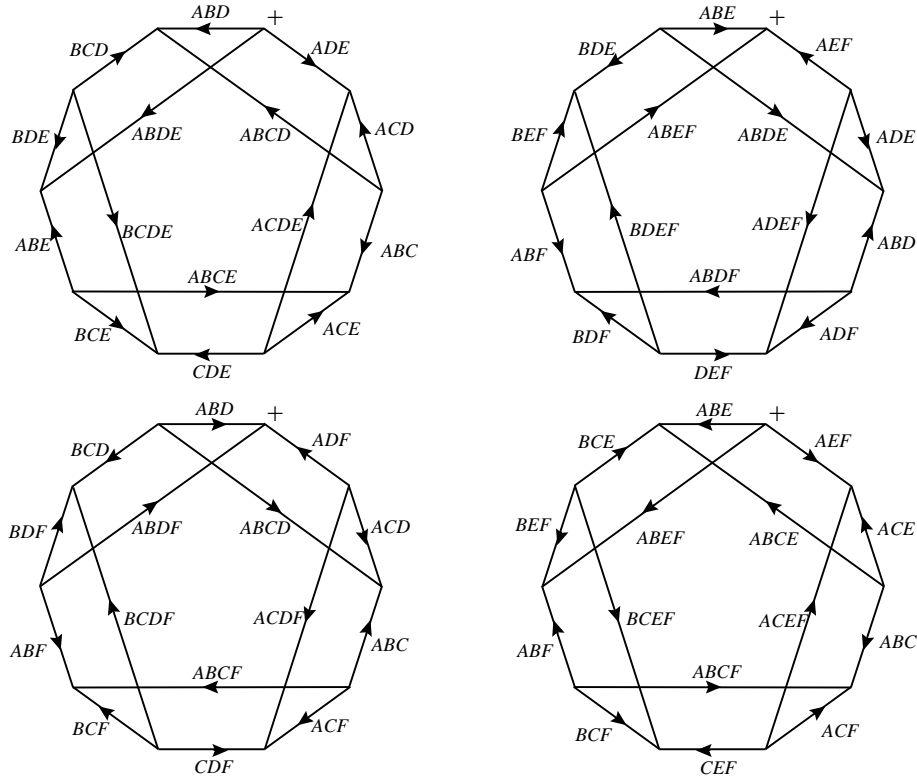
$$Z_{LBF} = \prod_{\text{fJig site}} X^Y \prod_{\text{link}} Y^1 \prod_{\text{triangle}} Y^Y (2J+1)^Y (2J+1)^Y \prod_{\text{4-simplex}} f_{15-jg}^Y \quad (5.16)$$

Finally we give arguments to determine the sign factors of the 15-j symbols. We first note that the decuplet graph of our 15-j symbol with any given sign factor configuration is equal to the one that has reversed all sign factors,

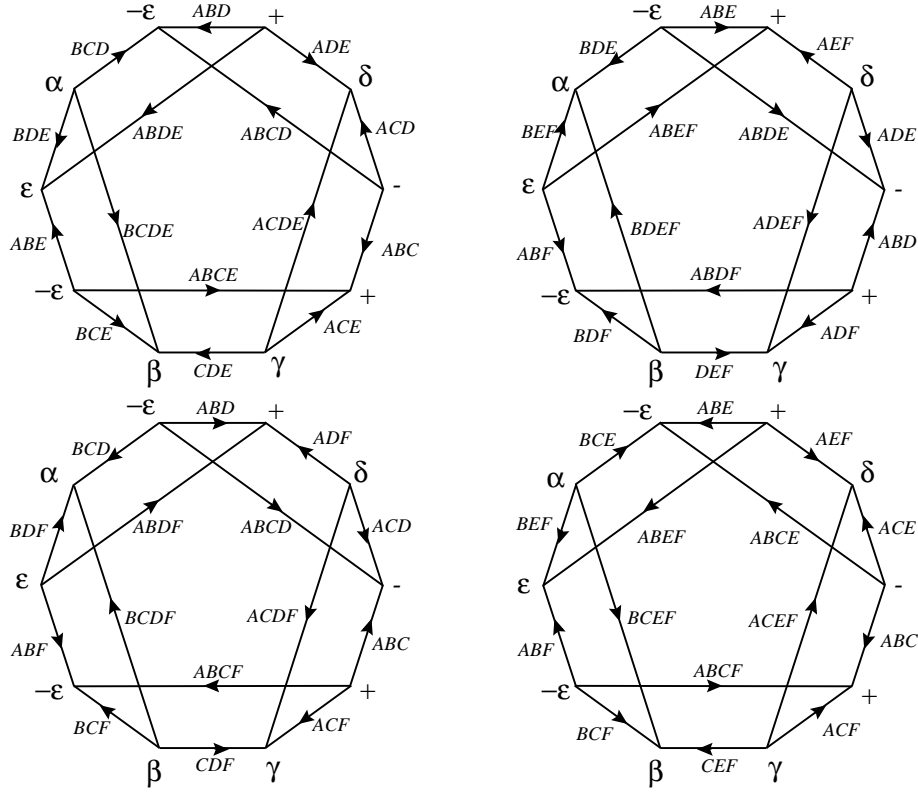


$$= : \quad (5.17)$$

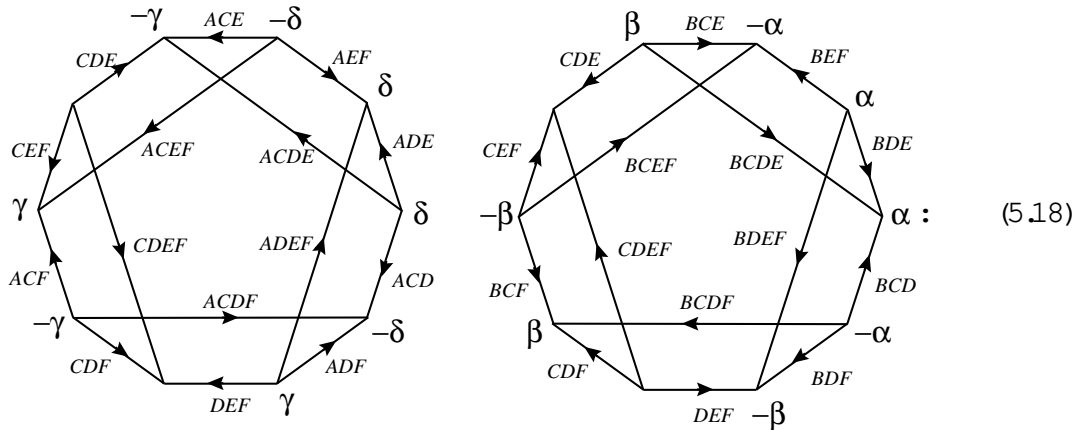
We can thus take the sign factor of one particular vertex + without loss of generality. We then take the following special choice of one sign factor for the initial four 4-simplexes of 4-2 move:



When we consider an arbitrary 4-dimensional simplicial manifold composed of 4-simplices, any of two neighboring 4-simplices have one boundary tetrahedron in common. In the corresponding expression of this simplicial manifold by the generalized 15-j symbols, there are thus always the same pair of internal lines in the decuplet diagrams. As we have already mentioned in (4.14) and (4.15), the sign factors of two vertices associated to the same tetrahedron should be the same. Using this fact, we can determine the other sign factors of initial four 4-simplices of 4-2 move up to the five unknown sign ambiguities denoted by α ; β ; γ ; and



The final possible sign configuration of two 4-simplices in 4-2 move can be found by tracing the graphical manipulations and identifying the signs of common vertices,

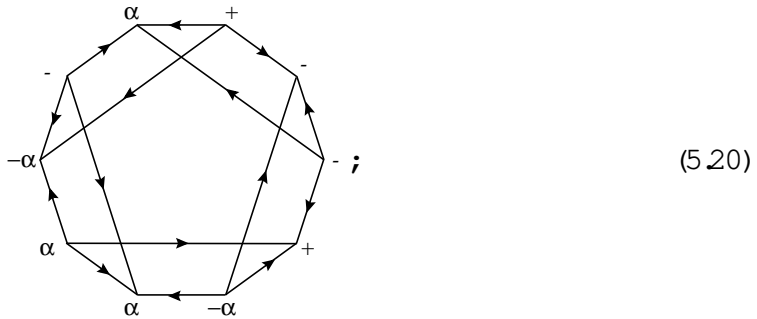


The sign configuration of the decuplet graphs before and after the 4-2 move should coincide since the overall boundary of the final two 4-simplexes have the same boundary tetrahedra as that of the initial four 4-simplexes as shown in (5.9). This requirement leads to the following relations:

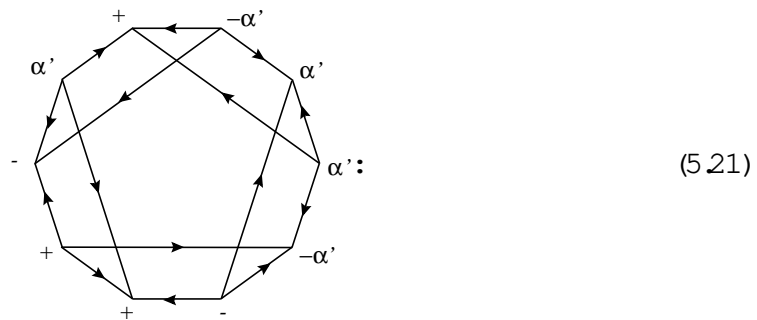
$$= \quad = \quad ; \quad = \quad = \quad : \quad (5.19)$$

We have thus obtained several constraints from the consistency of 4-2 move.

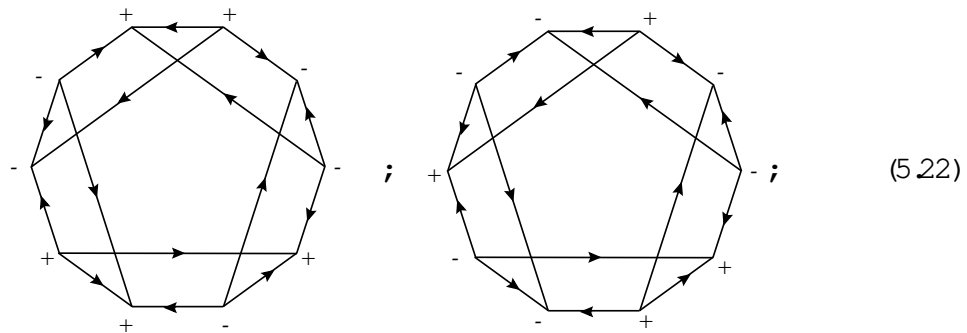
We can use the similar arguments as 4-2 move for 5-1 and 3-3 moves to get constraints on the sign ambiguity. It turns out that 4-2 move and 5-1 move eventually give the same constraint,



while 3-3 m ove give the follow ing constraint:



There are two consistent solutions satisfying (5.20) and (5.21)



where the first solution corresponds to $\alpha = +$ and $\beta^0 = -$ while the second solution is obtained by taking $\alpha = -$ and $\beta^0 = +$ with totally reversed sign factors. At this

stage we point out that our generalized 15-j symbol is different in sign factors from the one given by Crane and Yetter[16].

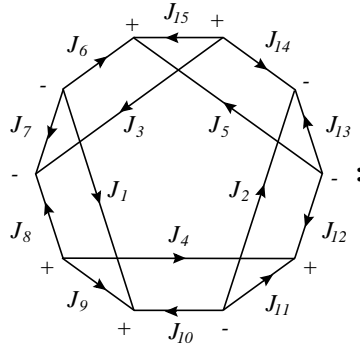
We have thus obtained complete expression of the generalized 15-j symbol with the correct sign factors. Then the full analytic expression of the Pachner move invariant partition function is

$$Z_{\text{LBF}} = \prod_{\text{J site}} X \prod_{\text{link}} Y \prod_{\text{triangle}} Y \prod_{\text{tetrahedron}} (2J+1) \prod_{\text{4-simplex}} Y \prod_{\text{8}} J_1 J_2 J_3 J_4 J_5 \prod_{\text{9}} J_6 J_7 J_8 J_9 J_{10} J_{11} J_{12} J_{13} J_{14} J_{15} ; \quad (5.23)$$

where we have used the first sign convention of (5.22). Here the 15-j symbol can be defined by

$$\prod_{\text{8}} J_1 J_2 J_3 J_4 J_5 \prod_{\text{9}} J_6 J_7 J_8 J_9 J_{10} J_{11} J_{12} J_{13} J_{14} J_{15} = \sum_{\text{all } m_i} \left(\prod_{i=1}^{15} (J_i - m_i)! \right) \frac{J_1! J_7! J_6!}{m_1! m_7! m_6!} \frac{J_3! J_8! J_7!}{m_3! m_8! m_7!} \frac{J_4! J_8! J_9!}{m_4! m_8! m_9!} \frac{J_1! J_9! J_{10}!}{m_1! m_9! m_{10}!} \frac{J_2! J_{11}! J_{10}!}{m_2! m_{11}! m_{10}!} \frac{J_4! J_{11}! J_{12}!}{m_4! m_{11}! m_{12}!} \frac{J_5! J_{13}! J_{14}!}{m_5! m_{13}! m_{14}!} \frac{J_2! J_{14}! J_{13}!}{m_2! m_{14}! m_{13}!} \frac{J_3! J_{14}! J_{15}!}{m_3! m_{14}! m_{15}!} \frac{J_5! J_{15}! J_6!}{m_5! m_{15}! m_6!} ; \quad (5.24)$$

which is graphically equivalent to



Another sign convention in (5.22) can be equally used to express the generalized 15-j symbol.

6 Conclusion and Discussions

We have shown that the partition function of the lattice version of BF action with vanishing holonomy constraint leads to the product of 15-j symbols with some particular combinations of angular momentum factors and regularized constants. We have then explicitly proved by graphical method that the partition function is Pachner move invariant if we take particular choice of sign assignments for the trivalent vertices of decuplet diagrams corresponding to the 4-simplexes. This means that the partition function is independent of how the simplicial manifold is divided by 4-simplexes. This is to do with the fact that the partition function of the lattice version of BF action is diffeomorphism invariant or even topological invariant in a stronger sense. Since the partition function is invariant how much finely we divide the 4-dimensional simplicial manifold in consideration, the continuum limit of the lattice BF action is expected to approach naively to the continuum BF action. The vanishing holonomy constraint can be then interpreted as a gauge fixing condition to align the B field and the curvature F^a .

There are some desirable features in this formulation. Firstly we have found the lattice formulation of "4-dimensional gravity" which is first order formalism and is thus described by local variable B and spin connection $U = e^{i\omega}$. This is the first 4-dimensional example of lattice gravity model which specifies the location of the local fields B which could possibly be related to the metric and the lattice spin connection $U = e^{i\omega}$ on the 4-dimensional simplicial manifold. This lattice formulation is a beautiful unification of the idea of lattice QCD and the formulation of Regge calculus in the sense that the curvature generated by the product of link variables are concentrated on the simplexes where Regge calculus claims as the location of gravitational curvature. Secondly the magnitude of the B field is naturally discretized due to the logarithmic form of our lattice BF action. Thus the discreteness of the area of triangles on the original lattice is a natural consequence of the action. It should be compared with the result of Rovelli and Smolin who claimed to get the discreteness of the area of triangles in the form $\frac{q}{J(J+1)}$ from the analysis of an area operator [26].

As we have already pointed out that the identification of $B = (e^a e^b)$ renders the BF action into the Palatini type of Einstein-Hilbert action. On the other hand in our BF action we have taken the gauge algebra as one of the chiral counterpart of

SO (4) algebra in the decomposition of the Euclidean local Lorentz group, SO (4) ' SU (2)_L SU (2)_R. There are several possibilities how the chiral decomposition of the local Lorentz group be related to the realistic Einstein-H ilbert action [21]. Here we simply comment an interesting possibility that the action $\sum_M^R B_a^+ F_a^+$ with the gauge group as one of the chiral partner SU (2)_L will be formulated on the original lattice as in this paper while the action $\sum_M^R B_a F_a$ with the other chiral partner SU (2)_R gauge group will be formulated on the dual lattice. This situation can be symbolically be written

$$Z_{\text{LBF}} [\text{SO} (4)] = Z_{\text{LBF}} [\text{SU} (2)_L] Z_{\text{BFF}} [\text{SU} (2)_R]: \quad (6.1)$$

In order that this theory be realistic lattice gravity model, we need some natural constraint to relate the two chiral BF models. As we have mentioned in the end of section 3, the vanishing holonomy constraint (2.12) includes 9 relations for the chiral partner of the SO (4) algebra, which is just the necessary irreducible degrees of freedom for the 1-form gauge parameter. In order to count the number of the constraint, we have assumed the chiral nature even for the spacetime su x in addition to the local Lorentz gauge su x. In fact there are 9 other constraints in the vanishing holonomy constraint, which may correspond to the number of constraints of the spacetime su x of the other chiral partner. It is interesting to note that the vanishing holonomy constraint (2.12) may include both constraint in one relation, which might give some clue to find a realistic lattice gravity model.

Our proposed lattice BF action (2.10) can be generalized into arbitrary dimensions. In fact ISO (3) Chern-Simons gravity was formulated by the 3-dimensional version of lattice BF action. We claim that D-dimensional lattice BF action has the universal structure

$$S_{\text{LBF}} = \sum_x \text{tr}^g X(x) \ln \sum_{\mathbb{P} \in \mathcal{P}^x} U(\mathbb{P})^A; \quad (6.2)$$

where $X(x)$ is $(D-2)$ -form located on the center of $(D-2)$ -simplex, x , in the D-dimensional simplicial manifold. The lattice curvature term is defined in the similar way as the 3- and 4-dimensional cases. It should be noted that the center of the dual plaquette \mathcal{P}^* coincides with the center of the simplex x . The vanishing holonomy constraint may have the form either the type of (2.11) or the type (2.12) depending on the su x structure of gauge group for X . It is worth to recognize at

this stage that this lattice BF action is the lattice version of the leading term in the generalized Chern-Simons action in D dimensions.

In our lattice gravity formulation in 3 and 4 dimensions, 1- and 2-form fields are, respectively, introduced on 1- and 2-simplices in the simplicial manifold: e^a and B^a are located on the link (1-simplex) and the triangle (2-simplex) of original lattice, respectively, while $U = e^{i1}$ is located on the dual link (1-simplex). There is thus natural correspondence between the form degrees and the simplex numbers. The generalized gauge theory which is formulated to include all form degrees may thus very naturally be fitting to the formulation of gauge theory on the simplicial manifold.

We know that there is no dynamical graviton in the topological model while we need the graviton as a dynamical field in the realistic 4-dimensional Einstein gravity. We believe that matter fields should be introduced to accommodate the dynamical degrees of freedom and thus would change the topological nature of the model. We know by now that the ghosts introduced by the quantization will be changed into fermionic matter fields via twisting mechanism [30]. In fact we found a mechanism that R-symmetry of $N = 2$ supersymmetry in the twist is essentially related to the Dirac-Kahler fermion formulation [31]. The Dirac-Kahler fermion needs all form degrees of freedom and can naturally be put on the simplicial manifold.

It will be thus interesting to investigate lattice gravity formulation with matter fields on the simplicial manifold. We know that weak boson gauge field and Higgs field can be very naturally accommodated into the generalized gauge theory formulation and thus this kind of formulation possibly leads to the unified model on the simplicial manifold [24].

In our formulation we have introduced cutoff dependent regularized constant. It is well known by the work of Turaev and Viro that the regularization of the Ponzano-Regge model can be naturally accommodated if we introduce the q -deformed formulation of 3-j symbol [9]. We didn't mention the q -deformed version of the present formulation in this paper although it is the main subject among mathematicians to obtain the 4-dimensional topological invariant by the q -deformed formulation [17]. Since our 15-j symbol is explicitly related to the 3-j symbol which has the q -deformed counterpart, it will be straightforward to generalize our formulation into q -deformed version, which is expected to correspond with BF gravity with cosmological

logical term [10][15].

Acknowledgements

We thank L. Crane and H. B. Nielsen for useful discussions. This work is supported in part by Japanese Ministry of Education, Science, Sports and Culture under the grant number 09640330.

References

- [1] F. David, Nucl. Phys. B 257 (1985) 45; Nucl. Phys. B 257 (1985) 543; V. A. Kazakov, I. K. Kostov and A. A. Migdal, Phys. Lett. 157B (1985) 295; D. V. Boulatov, V. A. Kazakov, I. K. Kostov and A. A. Migdal, Nucl. Phys. B 275 (1986) 641; J. Ambjorn, B. Durhuus and J. Fröhlich, Nucl. Phys. B 257 (1985) 433.
- [2] V. G. Knizhnik, A. M. Polyakov and A. A. Zamolodchikov, Mod. Phys. Lett. A 3 (1988) 819; J. Distler and H. Kawai, Nucl. Phys. B 321 (1989) 509; F. David, Mod. Phys. Lett. A 3 (1988) 651.
- [3] N. Kawamoto, V. A. Kazakov, Y. Saeki and Y. Watabiki, Phys. Rev. Lett. 68 (1992) 2113; Nucl. Phys. B 26 (Proc. Suppl.) (1992) 584.
- [4] J. Ambjorn, K. N. Anagnostopoulos, T. Ichihara, L. Jensen, N. Kawamoto, Y. Watabiki and K. Yotsuji, Phys. Lett. B 397 (1997) 177; Nucl. Phys. B 511 (1998) 673.
- [5] H. Kawai, N. Kawamoto, T. Mogami and Y. Watabiki, Phys. Lett. B 306 (1993) 19.
- [6] M. E. Agishtein and A. A. Migdal, Int. J. Mod. Phys. C 1 (1990) 165; Nucl. Phys. B 350 (1991) 690.
- [7] E. Witten, Nucl. Phys. B 311 (1988/89) 46.
- [8] G. Ponzano and T. Regge, in Spectroscopic and group theoretical methods in physics, ed. F. Block (North-Holland, Amsterdam, 1968).

- [9] V.G. Turaev and O.Y. Viro, *Topology* 31 (1992) 865;
V.G. Turaev, *C.R. Acad. Sci. Paris* 313 (1991) 395; *J. Di. Geom.* 36 (1992) 35.
- [10] H. Ooguri and N. Sasakura, *Mod. Phys. Lett. A* 6 (1991) 3591;
H. Ooguri, *Nucl. Phys. B* 382 (1992) 276;
N. Sasakura, *Prog. Theor. Phys. Suppl.* 110 (1992) 191.
- [11] D. Boulatov, *Mod. Phys. Lett. A* 7 (1992) 1629; R. Anishetty, S. Cheluvana, H.S. Sharatchandra and M. Mathur, *Phys. Lett. B* 314 (1993) 387; S. Chung, M. Fukuma and A. Shapere, *Int. Jour. Mod. Phys. A* 9 (1994) 1305; F. Archer and R.M. Williams, *Phys. Lett. B* 273 (1991) 438; S. Mizoguchi and T. Tada, *Phys. Rev. Lett.* 68 (1992) 1795; B. Durhuus, H.P. Jakobsen and R. Nest, *Nucl. Phys. B* 25 A (Proc. Suppl.) (1992) 109; F.J. Archer, *Phys. Lett. B* 295 (1992) 199; J. Iwasaki, *Jour. Math. Phys.* 36 (1995) 6288; L. Freidel and K. Krasnov, *Class. Quant. Grav.* 16 (1999) 351; A. Cattaneo, P. Cotta-Ramusino, J. Frohlich and M. Martellini, *Jour. Math. Phys.* 36 (1995) 6137.
- [12] N. Kawamoto, H.B. Nielsen and N. Sato, *Nucl. Phys. B* 555 (1999) 629.
- [13] A.S. Schwarz, *Lett. Math. Phys.* 2 (1978) 247; G. Horowitz, *Comm. Math. Phys.* 125 (1989) 417; D. Birmingham, M. Blau, M. Rakowski and G. Thompson, *Phys. Rep.* 209 (1991) 129; M. Blau and G. Thompson, *Ann. Phys.* 205 (1991) 130.
- [14] H. Ooguri, *Mod. Phys. Lett. A* 7 (1992) 2799.
- [15] J.C. Baez, *Strings, loops, knots and gauge fields*, in *Knots and Quantum Gravity*, ed. J. Baez (Oxford U Press, 1994); *Lett. Math. Phys.* 38 (1996) 129; *Class. Quant. Grav.* 15 (1998) 1827; gr-qc/990587;
M. Reisenberger and C. Rovelli, *Phys. Rev. D* 56 (1997) 3490;
L. Freidel and K. Krasnov, *Adv. Theor. Phys.* 2 (1998) 1221.
- [16] L. Crane and D. Yetter, *A categorical construction of 4d TQFTs*, in *Quantum Topology*, eds. L. Kauffman and R. Baadhio (World Scientific, Singapore, 1993) pp.120.

- [17] L.Crane, L.Kau man and D.Yetter, *J.Knot Theory & Ram i ations* 6 (1997) 177;
J.Roberts, *Topology* 34 (1995) 771.
- [18] T.Regge, *Nuovo C in ento* 19 (1961) 558.
- [19] N.Kawam oto and H.B.N ielsen, *Phys.Rev.D* 43 (1991) 1150.
- [20] M.Caselle, A.D 'adda, and L.M agnea, *Phys.Lett.B* 232 (1989) 457.
- [21] J.F.Plebanski, *J.M ath.Phys.* 18 (1977) 2511; A.AshTekar, *Phys.Rev.Lett.* 57 (1986) 2244; *Phys.Rev.D* 36 (1987) 1587; R.Capovilla, J.Dell, T.Jacobson and L.M ason, *Phys.Rev.Lett.* 63 (1989) 2325; *Class.Q uantum G rav.8* (1991) 41.
- [22] N.Kawam oto and Y.W atabiki, *Com m un.M ath.Phys.* 144 (1992) 641; *Mod.Phys.Lett.A* 7 (1992) 1137; *Com m un.M ath.Phys.* 148 (1992) 169.
- [23] N.Kawam oto and Y.W atabiki, *Phys.Rev.D* 45 (1992) 605; *Nucl.Phys.B* 396 (1993) 326.
- [24] N.Kawam oto, *Prog.Theor.Phys.Suppl.No.* 134 (1999) 84.
- [25] M.Kalb and P.Ram ond, *Phys.Rev.D* 9 (1974) 2273;
Y.Nambu, *Phys.Rep.* 23C (1976) 250.
- [26] C.Rovelli and L.Sm olin, *Nucl.Phys.B* 442 (1995) 593; *Erratum* , *ibid.* B 456 (1995) 753.
- [27] D.A.Varshalovich, A.N.M oskalev, and V.K.K hersonskii, *Q uantum Theory of AngularM om entum* (W orld Scienti c, 1988).
- [28] J.Ambj m, M.Carfora, A.M arzuoli, *The G eom etry ofD ynami calTriangula- tions* (Springer-Verlag, 1997).
- [29] N.H.Christ, R.Friedberg, T.D.Lee, *Nucl.Phys.B* 202 (1982) 89.
- [30] E.W itten, *Com m un.M ath.Phys.* 117 (1988) 353; *Int.J.M od.Phys.A* 6 (1991) 2775; *Nucl.Phys.B* 340 (1990) 281; *JM ath.Phys.* 35 (1994) 5101.
- [31] N.Kawam oto and T.Tsukioka, [hep-th/9905222](#).