

The Statistics of Supersymmetric D-brane Models

Ralph Blumenhagen^a, Florian Gmeiner^a, Gabriele Honecker^a,
Dieter Lüüst^{a,b} and Timo Weigand^a

^a*Max-Planck Institut für Physik, Föhringer Ring 6, 80805 München, Germany*
e-mail: blumenha, flo, gabriele, luest, weigand@mppmu.mpg.de

^b*Department für Physik, Ludwig-Maximilians-Universität München*
Theresienstraße 37, 80333 München, Germany
e-mail: luest@theorie.physik.uni-muenchen.de

Abstract

We investigate the statistics of the phenomenologically important D-brane sector of string compactifications. In particular for the class of intersecting D-brane models, we generalise methods known from number theory to determine the asymptotic statistical distribution of solutions to the tadpole cancellation conditions. Our approach allows us to compute the statistical distribution of gauge theoretic observables like the rank of the gauge group, the number of chiral generations or the probability of an $SU(N)$ gauge factor. Concretely, we study the statistics of intersecting branes on T^2 and T^4/\mathbb{Z}_2 and $T^6/\mathbb{Z}_2 \times \mathbb{Z}_2$ orientifolds. Intriguingly, we find a statistical correlation between the rank of the gauge group and the number of chiral generations. Finally, we combine the statistics of the gauge theory sector with the statistics of the flux sector and study how distributions of gauge theoretic quantities are affected.

1. Introduction

For many years, string theorists have studied various kinds of string compactifications with the main motivation to find a model one day which resembles the Standard Model of particle physics, which we know is a good effective description of nature around the weak scale. Of course, it is very compelling that string theory in some sense predicts (or at least contains) gravity and at the same time also gauge theory, but it turned out to be a very difficult problem to be more precise about the predictions for the gauge theory sector at low energies. There were simply too many possible candidates which at best resembled the Standard Model in certain aspects but not in its full glory. However, one could also say that if we had constructed the Standard Model already in a few attempts, we could have simply been very lucky or more probably would have just found one of a vast number of stringy realizations of the Standard Model.

Recall that in the eighties the weakly coupled heterotic string was thought to be the best candidate to deliver a realistic model. Various (supersymmetric) constructions, like orbifolds, bosonic lattices, free fermion constructions, Calabi-Yau manifolds in toric varieties, Landau-Ginzburg and Gepner models etc. were studied and partly classified in a large number of publications. Even today it is not clear whether there exist finitely or infinitely many heterotic string backgrounds.

With the advent of D-branes in the mid nineties, new classes of phenomenologically attractive string compactifications were found where the gauge theory is realized by the open strings ending on D-branes. Different constructions were proposed like orientifolds with branes on singularities or intersecting D-branes. It was also realized that the string scale does not necessarily have to be close to the Planck scale, as in D-brane constructions low string scale models can exist and would lead to a completely new phenomenology in the TeV range [1]. In this case, supersymmetry would no longer be necessary for solving the gauge hierarchy problem.

In addition, with the extension of the relevant dimensions to eleven and even twelve, new geometric compactifications were possible like M-theory on G_2 manifolds or F-theory on Calabi-Yau fourfolds. Since among these different classes of string models various S and T dualities operate, not all constructions were considered to be independent, but rather provide descriptions in different regimes of the M-theory moduli space. It was clear by then that there exist very many string vacua, but nevertheless people hoped that maybe one could find a realistic model out of these, say, 10^{10} vacua ¹.

¹ Numbers of this order appeared for instance in the classification of CY fourfolds [2].

Moreover, with the study of flux compactifications [3,4,5,6,7] some additional progress was made: First, flux compactifications allowed to solve some of the problems the former purely geometric models notoriously had. In particular, certain fluxes induce an effective potential that still possesses supersymmetric minima, which allows to freeze (some of) the moduli generically appearing in string theory. Second, it was also possible to break supersymmetry in a controlled way by turning on additional internal flux components. Finally, by taking also some non-perturbative effects into account, for the first time strong evidence was given that non-supersymmetric meta-stable de-Sitter vacua do exist in string theory [8,9,10,11]. Concerning the classification of string vacua, these flux compactifications were also quite surprising, as it turned out that there exist astronomical numbers of minima of the flux induced potential. One is now not talking about 10^{10} vacua but about 10^{500} different vacua in the string theory landscape.

M.R. Douglas emphasized that the search for *the* Standard Model like vacuum does not really make sense in view of this huge number of string models [12]. Given the precisions with which the Standard Model parameters are measured there probably exists still a large amount of stringy realizations consistent with these precisions. Of course, finding one of these string models would still be a big success from the phenomenological point of view, as once the background is fixed there probably exist fewer parameters than in the Standard Model.

Contrarily, M.R. Douglas proposed a different complementary approach to the string vacuum problem. Given the huge numbers which are occurring, one had better try a statistical approach. Instead of computing phenomenologically important quantities for each model separately, we ought to compute expectation values or distributions of these quantities in the ensemble of string vacua. Based on this approach, it was proposed that some of the fine tuning problems like for the cosmological constant or for the weak scale can find a purely statistical explanation on the string landscape. If the amount ϵ of fine tuning is larger than the density of the supposedly uniformly distributed string models, $\epsilon > 1/N$, there can still be a sufficient number of string vacua giving rise to the right value [13,14,15]. Of course, questions like why nature has chosen a specific, maybe even unlikely value ask for a vacuum selection principle and are beyond the statistical approach. Some authors have suggested that eventually the weak anthropic principle might be the only clue for “explaining” the actual values of certain physical constants [16,17]. Whether this is the case, we don’t know, but we think it is not yet time to give up searching for other explanations.

If also the second fine tuning problem, the gauge hierarchy problem, is merely solved statistically, then there would be no need for low energy supersymmetry breaking. There is still an ongoing debate of whether the string landscape favours a low or a high supersymmetry breaking scale [18-20], but inspired by these string landscape ideas already new phenomenological models with high scale supersymmetry breaking have been proposed [21]. It was also suggested that branes with gauge fluxes respectively intersecting branes might provide a stringy realization of these so-called split supersymmetry models [22]. On the other hand, if one is still insisting in low scale supersymmetry breaking within the observable sector of the supersymmetric Standard Model, flux compactifications allow for an explicit computation of the soft supersymmetry breaking parameters (gaugino masses, squark and slepton masses etc.) in semi-realistic models with D3- and/or D7-branes [23].

At the moment we do not know whether string theory is realized in nature. Without having a proof that string theory is in a mathematical sense the unique quantum theory of gravity, we can only hope to find support for string theory experimentally. Progress in this direction is as we know hampered by the huge vacuum degeneracy.

It was proposed that performing statistics of the string theory landscape could improve our understanding of the relevance of string theory in nature. Indeed, one could imagine that two different physical observables are statistically excluded so that effectively they are never realized together on the string theory landscape. Then this would practically falsify string theory. On the other hand one could imagine that by computing statistical correlations of physical observables on the string theory landscape we find more and more support that our universe satisfies these correlations. Of course this would not be a proof of string theory but we could hope to get more and more support from such considerations.

However, there exists also the possibility of the depressing outcome that the statistical analysis does not show any strong correlations among various quantities so that it does not lead to any strong statements at all. In this scenario, all values of physical quantities are more or less uniformly realized and everything is equally likely. On the one hand, such uniform distributions are an advantage for solving some of the fine tuning problems and allow one to argue that Standard-like models should exist on the landscape, on the other hand they are rather boring, as they do not yield any at least statistical prediction. Therefore, it should be one of the major goals of a statistical analysis to reveal statistical correlations among physically relevant quantities.

So far the main and most successful work on the statistical approach deals with the flux induced F-terms and how they freeze the complex structure moduli. In fact, in [24]

a formula was derived for counting the index of vacua of the flux induced superpotential. This formula was successfully tested in [25,26] for two different Calabi-Yau manifolds with one respectively two Kähler moduli. Phenomenologically it is of course very important to also study the statistics of the gauge theory sector of string compactifications. Some general comments and estimates were made in the original work [12].

The aim of this paper is to develop more refined methods to work out the statistical distributions of physically interesting quantities in the gauge theory sector of string vacua. In the original Type IIB flux models [5,6] the only D-branes were parallel D3-branes, on which no interesting physics like chirality can occur. It was then proposed to augment this set-up by more general branes, like branes on singularities or branes with non-trivial 2-form gauge fluxes (intersecting branes in the T-dual picture). It is known that these intersecting D-brane models are constrained by only fairly moderate consistency conditions [27,28,29] which still allow for a large number of solutions. This makes them good candidates for a statistical approach. Note that the statistics of D3-branes was discussed in [30].

In this paper, given a closed string background, we will present a method to count classically different solutions to the tadpole cancellation conditions. As it stands, this is a purely number theoretical problem. It turns out that the counting of unordered partitions is very similar to this task. It is precisely the saddle point method working quite well in the former case which can be successfully carried over to our problem. It allows us to compute the statistical distribution of various gauge theoretic quantities and to reveal statistical correlations among quantities which from the gauge theory point of view are completely unrelated. Therefore, this can be considered as a purely string theoretical statistical effect and, of course, can be traced back to the fact that string theory is a more constrained system than gauge theory.

This paper is organised as follows. In section 2 we formulate the problem of counting supersymmetric solutions to the tadpole cancellation conditions arising in intersecting D-brane models of the Type IIA string theory. Note that via T-duality these models are related to Type IIB orientifolds with even dimensional branes with non-trivial gauge fluxes turned on. Therefore, as worked out in [31,32,33], we can combine these models with the Type IIB flux compactifications of [5,6]. In a first approximation, the brane and the flux sector are quite independent, the latter giving rise to F-term potentials with the former leading to D-term potentials. The only effect of the flux is a contribution to the R-R 4-form tadpole cancellation condition.

In section 3, as a toy model we study the analogous eight dimensional problem where we have only compactified on a two-dimensional torus. This model is sufficiently simple, but still close enough to our actual problem to allow for a clear explanation of our method. In addition, for this simple model we also perform a brute force computer search for all solutions to the tadpole cancellation condition. Note that the semi-analytic saddle point method we will propose is much more effective and far less time consuming than this brute force numerical classification.

In section 4 we will generalise the method to six-dimensional models on T^4/\mathbb{Z}_2 [34], where new aspects like chirality and complex structure dependence arise. We will derive the statistical distribution for various quantities of interest like the total number of solutions, the probability of an $SU(M)$ gauge factor, the distribution of the rank of the gauge group and the distribution of the number of families. These 6D results are again supported by a numerical computer search for all solutions. Intriguingly, we find a correlation between the rank of the gauge group and the number of families.

In section 5 we come to the physically most interesting example and compute the same distribution for the case of intersecting branes on the $T^6/\mathbb{Z}_2 \times \mathbb{Z}_2$ orientifold [28,35]. It turns out that this case is even more complicated than the 6D case, mainly because supersymmetry also allows for negative contributions to the tadpole cancellation conditions. We will show that the number of solutions to these conditions for fixed orientifold and 3-form flux contributions is finite. Surprisingly, all three different models in 8D, 6D and 4D qualitatively show the same behaviour, so that one can suspect that the statistics of intersecting D-brane models in general is already captured by our concrete examples. For this case, some of the computations we did in 8D and 6D are already very time consuming. Therefore, we restrict ourselves in this paper to a selection of those statistical distributions which could be computed in reasonable time, while postponing a more thorough investigation to a future publication [36].

In section 6 we combine the gauge theory sector distributions computed in section 5 with the statistics of flux compactifications and analyze how taking both effects into account changes the statistics. In particular, we focus on the dependence of the distribution of the rank of the gauge group on the number of 3-cycles where one can turn on three-form fluxes.

Finally, in section 8 we give our conclusions and an outlook of what kind of statistical questions one might want to approach next. We add three appendices, in the first two of which we derive the conditions for coprime wrapping numbers in 6D and 4D. The third

appendix briefly summarises the main technical tools we are using. They are expected to be applicable to any problem of the same sort. Whenever one wants to analyse the statistics of solutions to integer valued constraints, which are known to have a large number of solutions, a variant of our number theoretic formulas should work.

2. Counting solutions to tadpole cancellation conditions

In this section we formulate the problem of counting respectively computing various statistical distributions of phenomenologically relevant observables in the set-up of stringy supersymmetric intersecting D-brane models. Even though we will also discuss eight and six-dimensional models, let us explain the problem for the more relevant four-dimensional case.

2.1. The statistical problem for general Type II orientifolds

For concreteness we start with a Type IIB orientifold flux compactification, where we also allow all fluxes to vanish. The F-term scalar potential generated by the fluxes generically freezes the complex structure moduli and the dilaton. The techniques developed in [12,24,37,38,39,26] can be used to perform a statistical analysis of the ensemble of these flux vacua, which for instance allows one to address questions about the distribution of the cosmological constant and the scale of supersymmetry breaking.

In addition, the tadpole cancellation conditions also require the presence of D-branes, which from the phenomenological point of view are at least equally important, as they provide the stringy realization of the particle physics with all its interactions. It has been pointed out that to get interesting gauge theories with chiral matter content, one has to introduce more general branes than simply D3-branes. Both the possibility of branes on singularities and branes with non-trivial gauge fluxes have been proposed [31,32].

If one neglects the back-reaction of the fluxes on the background, i.e. for models at large radii with diluted fluxes, the D-brane sector is more or less independent of the flux sector. The only effect is the contribution of the fluxes to the R-R 4-form tadpole cancellation condition.

We would like to perform a statistical analysis for the D-brane sector as well, where just for convenience we work from now on in the T-dual (mirror symmetric) framework of intersecting D-branes. Therefore we consider a Type IIA string compactification on some Calabi-Yau manifold, M , and divide the Type IIA model by the discrete symmetry

$\Omega\bar{\sigma}$. Here Ω denotes the world-sheet parity transformation and $\bar{\sigma}$ an anti-holomorphic involution, which in the following is chosen to be simply complex conjugation in local coordinates. It is well known and has been studied in many examples that this quotient introduces topological defects in the background, so-called orientifold $O6$ -planes, which carry tension and charge under the R-R seven-form. For dimensional reasons these $O6$ -planes wrap 3-cycles, π_{O6} , in the Calabi-Yau manifold and since they preserve one-half of the supersymmetry these 3-cycles are special Lagrangian (sLag).

To cancel the induced tadpoles of the $O6$ -planes one introduces $D6$ -branes, which by themselves wrap in general different 3-cycles. Specifically one introduces k stacks of different branes, where on each stack we have N_a $D6$ -branes wrapping the 3-cycle π_a and its $\Omega\bar{\sigma}$ image π'_a . Then the R-R tadpole cancellation condition takes the very simple form

$$\sum_{a=1}^k N_a (\pi_a + \pi'_a) = 4 \pi_{O6} - N_{flux}, \quad (2.1)$$

where we have also included the contribution of the flux. If we also require $\mathcal{N} = 1$ supersymmetry in four dimensions the branes have to wrap sLag 3-cycles, preserving all the same supersymmetry.

Similarly to the Type IIB orientifolds discussed in [40], the homology group $H_3(M)$ splits into an $\Omega\bar{\sigma}$ even and odd part, $H_3(M) = H_3^+(M) \oplus H_3^-(M)$. The even part contains real 3-cycles and the odd part completely imaginary ones. Moreover, $\Omega\bar{\sigma}$ exchanges the holomorphic and the anti-holomorphic 3-forms, so that the volume form

$$\text{vol}(M) = \frac{i}{8} \Omega_3 \wedge \bar{\Omega}_3 \quad (2.2)$$

is anti-invariant, i.e. $\Omega\bar{\sigma} : \text{vol}(M) \rightarrow -\text{vol}(M)$. Therefore, the only non-vanishing intersections are between 3-cycles from $H_3^+(M)$ and $H_3^-(M)$.

Let us introduce a symplectic basis (α_I, β_I) of $H_3(M, \mathbb{Z})$ where $\alpha_I \in H_3^+(M)$ and $\beta_I \in H_3^-(M)$, so that $\alpha_I \cap \beta_J = \delta_{IJ}$ with the other intersection numbers vanishing. We expand the 3-cycles of the branes and the orientifold planes as

$$\begin{aligned} \pi_a &= \sum_{I=1}^{b_3/2} (X_{a,I} \alpha_I + Y_{a,I} \beta_I), \\ \pi'_a &= \sum_{I=1}^{b_3/2} (X_{a,I} \alpha_I - Y_{a,I} \beta_I), \\ \pi_{O6} &= \frac{1}{2} \sum_{I=1}^{b_3/2} L_I \alpha_I. \end{aligned} \quad (2.3)$$

Therefore we get $b_3/2 = 1 + h_{21}$ tadpole cancellation conditions

$$\sum_{a=1}^k N_a X_{a,I} = L_I - L_{I,flux}. \quad (2.4)$$

Note that in F-theory compactifications the contribution to the 4-form tadpole is given by $L_0 = \chi/24$ which can be larger than 32 and of order 10^2 . Even though in this paper we have a concrete model in mind, we often perform the analysis for more general values of L_I , as we expect the statistics not to depend too strongly on the details of the model. The sLag condition

$$\Im(\Omega_3)|_{\pi_a} = 0 \quad (2.5)$$

takes the form

$$\sum_{I=1}^{b_3/2} Y_{a,I} F_I(U) = 0. \quad (2.6)$$

Here $F_I = \int_{\beta_I} \Omega_3$. We also have to exclude anti-branes, leading to the additional condition

$$\Re(\Omega_3)|_{\pi_a} > 0, \quad (2.7)$$

which can be expanded as

$$\sum_{I=1}^{b_3/2} X_{a,I} U_I > 0. \quad (2.8)$$

The homogeneous complex structure coordinates are defined as $U_I = \int_{\alpha_I} \Omega_3$.

In general, two D-branes wrapping some 3-cycles in M have a non-trivial intersection number given by

$$I_{ab} = \sum_I X_{a,I} Y_{b,I} - Y_{a,I} X_{b,I}. \quad (2.9)$$

It is well known that on the intersection locus we find I_{ab} chiral multiplets in the bifundamental representation of the $U(N_a) \times U(N_b)$ gauge symmetry supported on the pairs of branes. Chiral fermions from the $I_{a'a}$ intersections transform in the symmetric and antisymmetric representation respectively.

The aim is to count solutions to the tadpole cancellation conditions (2.4) under the constraints (2.6) and (2.8). Here we assume that the contribution from the orientifold planes and possible other sources are fixed. Note that for a specific class of special Lagrangians the wrapping numbers X_I and Y_I are no longer independent so that it might indeed happen that the number of solutions to these equations is finite. In fact, the question

about finiteness of solutions splits into two parts. First, are there finitely many solutions for fixed L_I and complex structures U_I ? Second, up to moduli space identifications of solutions, are there only finitely many non-trivial complex structures allowed for fixed L_I ?

Of course we are not only interested in the actual number of solutions and how they scale with the L_I , but also in computing statistical distributions of physically more interesting quantities like the rank of the gauge group, the number of families, the number of Standard-like models, the number of GUT like models, etc. It would also be particularly interesting to observe statistical correlations between different observables such as the rank of the gauge symmetry and the number of families, as after all these might turn out to be the only string theoretic predictions possible to detect on the string theory landscape.

We will develop techniques to analytically respectively semi-analytically get a hand on the statistics of these brane solutions. To be concrete we will discuss our ideas elaborating on the examples of intersecting D-brane models on the T^2 , $\frac{T^4}{\mathbb{Z}_2}$ and $\frac{T^6}{\mathbb{Z}_2 \times \mathbb{Z}_2}$ backgrounds.

2.2. Background on concrete toroidal models

Let us summarise how these concrete examples as discussed in the literature fit into the general scheme introduced in the previous section.

- $M = T^2$

For compactification on T^2 , a special Lagrangian submanifold is specified by two wrapping numbers (n_a, m_a) around the fundamental 1-cycles. In this case these numbers are precisely identical to the numbers (X_a, Y_a) introduced in the previous section. The supersymmetry condition (2.6) becomes $Y_a = 0$, which is independent of the complex structure $U = R_2/R_1$ on the rectangular torus and implies that all supersymmetric branes must lie along the x-axis, i.e. on top of the orientifold plane. The second supersymmetry condition (2.8) becomes $X_a > 0$. If we did not allow for multiple wrapping (as is usually done in this framework), there would only exist one supersymmetric brane, namely the one with $(X, Y) = (1, 0)$. Of course this is quite boring and in order to study the statistics of this model and to develop general tools we will allow multiple wrappings. Finally, the tadpole cancellation condition reads

$$\sum_a N_a X_a = 16. \quad (2.10)$$

- $M = \frac{T^2 \times T^2}{\mathbb{Z}_2}$

In this case, a class of special Lagrangian bulk branes is given by so-called factorisable branes, which are similar to the former case defined by two pairs of wrapping numbers (n_I, m_I) . The wrapping numbers (X_I, Y_I) with $I = 1, 2$ for the \mathbb{Z}_2 invariant two-dimensional cycles are then given by

$$\begin{aligned} X_1 &= n_1 n_2, & X_2 &= m_1 m_2, \\ Y_1 &= n_1 m_2, & Y_2 &= m_1 n_2. \end{aligned} \tag{2.11}$$

Note that these branes do not wrap the most general homological class, for the 2-cycle wrapping numbers satisfy the relation

$$X_1 X_2 = Y_1 Y_2. \tag{2.12}$$

However, for a more general class we do not know what the special Lagrangians are. Via brane recombination it is known that there exist flat directions in the D-brane moduli space, corresponding to branes wrapping non-flat special Lagrangians. To avoid these complications, in this paper we stick to the well understood branes introduced above. However, keep in mind that since there are many more branes possible, the statistical estimates we are going to present in this paper are actually a lower bound. We believe and it remains to be proven that the qualitative features we derive from our analysis of this restricted but still large set of branes are representative.

The untwisted tadpole cancellation conditions read

$$\begin{aligned} \sum_a N_a X_{a,1} &= 8, \\ \sum_a N_a X_{a,2} &= -8. \end{aligned} \tag{2.13}$$

Note that in contrast to for instance the model discussed in [34], for simplicity we are only considering bulk branes without any twisted sector contribution (see [41] for a treatment of fractional branes in this framework). Defining $\Omega_2 = (dx_1 + iU_1 dy_1)(dx_2 + iU_2 dy_2)$ the supersymmetry conditions become

$$\begin{aligned} U_1 Y_1 + U_2 Y_2 &= 0, \\ X_1 - U_1 U_2 X_2 &> 0. \end{aligned} \tag{2.14}$$

The intersection number between two bulk branes has an extra factor of two

$$I_{ab} = 2 (X_{a,1} X_{b,2} + X_{a,2} X_{b,1} - Y_{a,1} Y_{b,2} - Y_{a,2} Y_{b,1}). \tag{2.15}$$

- $M = \frac{T^2 \times T^2 \times T^2}{\mathbb{Z}_2 \times \mathbb{Z}_2}$

Here the situation is very similar. One introduces three pairs of wrapping numbers (n_I, m_I) , $I = 1, 2, 3$, in terms of which the 3-dimensional wrapping numbers can be expressed as

$$\begin{aligned} X_0 &= n_1 n_2 n_3, & X_1 &= n_1 m_2 m_3, & X_2 &= m_1 n_2 m_3, & X_3 &= m_1 m_2 n_3, \\ Y_0 &= m_1 m_2 m_3, & Y_1 &= m_1 n_2 n_3, & Y_2 &= n_1 m_2 n_3, & Y_3 &= n_1 n_2 m_3. \end{aligned} \quad (2.16)$$

These are again not independent but satisfy a couple of relations

$$\begin{aligned} X_I Y_I &= X_J Y_J \quad \text{for all } I, J, \\ X_I X_J &= Y_K Y_L, \\ X_L (Y_L)^2 &= X_I X_J X_K, \\ Y_L (X_L)^2 &= Y_I Y_J Y_K \quad \text{for all } I \neq J \neq K \neq L \neq I, \end{aligned} \quad (2.17)$$

which by themselves are related. The tadpole cancellation conditions read

$$\begin{aligned} \sum_a N_a X_{a,0} &= 8, \\ \sum_a N_a X_{a,I} &= -8 \quad \text{with } I = 1, 2, 3. \end{aligned} \quad (2.18)$$

Let us define the complex structures $\tilde{U}_I = R_{2,I}/R_{1,I}$. Using $\Omega_3 = \prod_{I=1}^3 (dx_I + i\tilde{U}_I dy_I)$ and defining $U_I = \tilde{U}_J \tilde{U}_K$ with $I \neq J \neq K \neq I$ one can express the supersymmetry conditions as

$$\begin{aligned} Y_0 - \sum_I Y_I \frac{1}{\tilde{U}_I} &= 0, \\ X_0 - \sum_I X_I U_I &> 0. \end{aligned} \quad (2.19)$$

3. Statistics of an eight dimensional toy model

As a simple toy model showing not all the complications of the Calabi-Yau case, we discuss intersecting branes on T^2 . Recall that in this case there is only one tadpole cancellation condition which reads

$$\sum_{a=1}^k N_a X_a = L. \quad (3.1)$$

The task is now to count all unordered solutions to (3.1) with arbitrary number of stacks k . This is a number theoretical problem, for which we have not found any solution in the literature.

3.1. Counting partitions

We proceed by first discussing an easier but apparently related problem, namely to count unordered solutions (i.e. after dividing out permutations) to the constraint

$$\sum_{a=1}^k N_a = L. \quad (3.2)$$

This is nothing else than to count the number of partitions of L . In particular, we would be happy with a rough estimate for large L . To make this paper self-contained let us discuss in some detail how one can arrive at such an estimate by using the saddle point approximation (SPA), a well known and often applied technique from the mathematical theory of asymptotic approximations [42,43].

Let us discuss two slightly different approaches to this problem. First note that the problem of counting partitions is equivalent to counting solutions to the equation

$$\sum_{k=1}^{\infty} k n_k = L, \quad (3.3)$$

where the ordering issue is solved automatically. Now one writes

$$\begin{aligned} \mathcal{N}(L) &= \sum_{sol} 1 = \sum_{all} \delta_{\sum_k k n_k - L, 0} \\ &= \frac{1}{2\pi i} \oint dq \frac{1}{q^{L+1}} \sum_{n_k=0}^{\infty} q^{\sum_k k n_k} \\ &= \frac{1}{2\pi i} \oint dq \frac{1}{q^{L+1}} \prod_k \left(\frac{1}{1 - q^k} \right). \end{aligned} \quad (3.4)$$

The last line simply extracts the order L term in the generating function for the partitions, which is the inverse of the well known Dedekind η -function. A common method to evaluate the asymptotic expansion of such integrals is the saddle point approximation. Since we intend to apply this method also for counting string vacua, let us discuss it in some more detail.

First we write

$$\mathcal{N}(L) = \frac{1}{2\pi i} \oint dq e^{f(q)} \quad (3.5)$$

with

$$f(q) = - \sum_{k=1}^{\infty} \log(1 - q^k) - (L + 1) \log q. \quad (3.6)$$

To evaluate this integral one assumes that the main contribution comes from the saddle points q_0 , which are determined by the condition $df/dq|_{q_0} = 0$. Here we assume that there exists only one saddle point. Otherwise one has to sum over all saddle points. Setting $q = \rho \exp(i\varphi)$ we get

$$\mathcal{N}(L) = \frac{1}{2\pi} \int_{-\pi}^{\pi} d\varphi q e^{f(q)}. \quad (3.7)$$

The leading order saddle point approximation is then simply given by

$$\mathcal{N}^{(0)}(L) = e^{f(q_0)}. \quad (3.8)$$

One can compute the next to leading order approximation by Taylor expansion in φ

$$f(\rho_0, \varphi) = f(q_0) + \frac{1}{2} \frac{\partial^2 f}{\partial \varphi^2} \Big|_{q_0} \varphi^2 + \dots \quad (3.9)$$

and inserting it into (3.7). Using that $(\partial^2 f / \partial \varphi^2)_{q_0} = -q^2 (\partial^2 f / \partial q^2)_{q_0}$, we obtain

$$\mathcal{N}^{(2)}(L) = \frac{1}{2\pi} e^{f(q_0)} \int_{-q_0\pi}^{q_0\pi} dx e^{-\frac{1}{2}(\partial^2 f / \partial q^2)_{q_0} x^2} \quad (3.10)$$

with $x = q_0 \varphi$. Thus for a sufficiently large second derivative one finally obtains

$$\mathcal{N}^{(2)}(L) = \frac{1}{\sqrt{2\pi}} \frac{e^{f(q_0)}}{\sqrt{\frac{\partial^2 f}{\partial q^2} \Big|_{q_0}}}. \quad (3.11)$$

For later use we also give the analogous result for the saddle point approximation when more than one variable is involved. Here one wants to approximate an integral

$$\mathcal{N}(\vec{L}) = \frac{1}{2\pi i} \oint \prod_{I=1}^n dq_I e^{f(\vec{q})}, \quad (3.12)$$

where f in general is of the form

$$f(\vec{q}) = g(\vec{q}) - \sum_I (L_I + 1) \log q_I. \quad (3.13)$$

The saddle point is determined by the condition $\nabla f(\vec{q})|_{\vec{q}_0} = 0$, which after Taylor expanding $f(\vec{q})$ around the saddle point leads to the second order saddle point approximation of (3.12)

$$\mathcal{N}^{(2)}(\vec{L}) = \frac{1}{\sqrt{2\pi}^n} \frac{e^{f(\vec{q}_0)}}{\sqrt{\det \left[\left(\frac{\partial^2 f}{\partial q_I \partial q_J} \right) \right]_{q_0}}}. \quad (3.14)$$

Now, let us first analytically evaluate the leading order contribution of (3.4). One notices that for large L , the integrand quickly approaches infinity both for $q < 1$ and for $q \simeq 1$, so that one expects a sharp minimum somewhere very close to $q \simeq 1$. Therefore we write the integrand as $\exp(f(q))$ with

$$f(q) = \log \left(\prod_k \frac{1}{1 - q^k} \right) - (L + 1) \log q. \quad (3.15)$$

Close to $q \simeq 1$ we can write the first term in (3.15) as

$$\begin{aligned} \log \left(\prod_k \frac{1}{1 - q^k} \right) &= - \sum_k \log(1 - q^k) = \sum_{k, m > 0} \frac{1}{m} q^{km} \\ &\simeq \frac{1}{(1 - q)} \sum_{m > 0} \frac{1}{m^2} = \frac{\pi^2}{6} \frac{1}{(1 - q)} \end{aligned} \quad (3.16)$$

so that (3.15) becomes

$$f(q) \simeq \frac{\pi^2}{6} \frac{1}{(1 - q)} - (L + 1) \log q. \quad (3.17)$$

The minimum of this function is approximately at $q_0 \simeq 1 - \sqrt{\frac{\pi^2}{6L}}$, so that $f(q_0) \simeq \pi \sqrt{2L/3}$. To summarise, a first estimate of the growth of the partitions for large L is given by

$$\mathcal{N}(L) \simeq e^{\pi \sqrt{2L/3}}. \quad (3.18)$$

This is precisely the leading term in the celebrated Hardy-Ramanujan formula for the asymptotic growth of the number of partitions

$$\mathcal{N}(L)_{HR} \simeq \frac{1}{4L\sqrt{3}} e^{\pi \sqrt{2L/3}}. \quad (3.19)$$

As in the more complicated examples we are going to discuss in this paper an analytic approach is not always feasible, let us also numerically evaluate the saddle point conditions and compare the exact, the leading order and the next to leading order approximations. The resulting three curves for $\text{Ln}(\mathcal{N}(L))$ are shown in Figure 1.

This shows that the second order saddle point approximation provides a very good estimate for the behaviour of the number of partitions. To illustrate this even more we have listed in Table 1 the values for the number of partitions resulting from an exact computation, the Hardy-Ramanujan formula and the second order saddle point approximation.

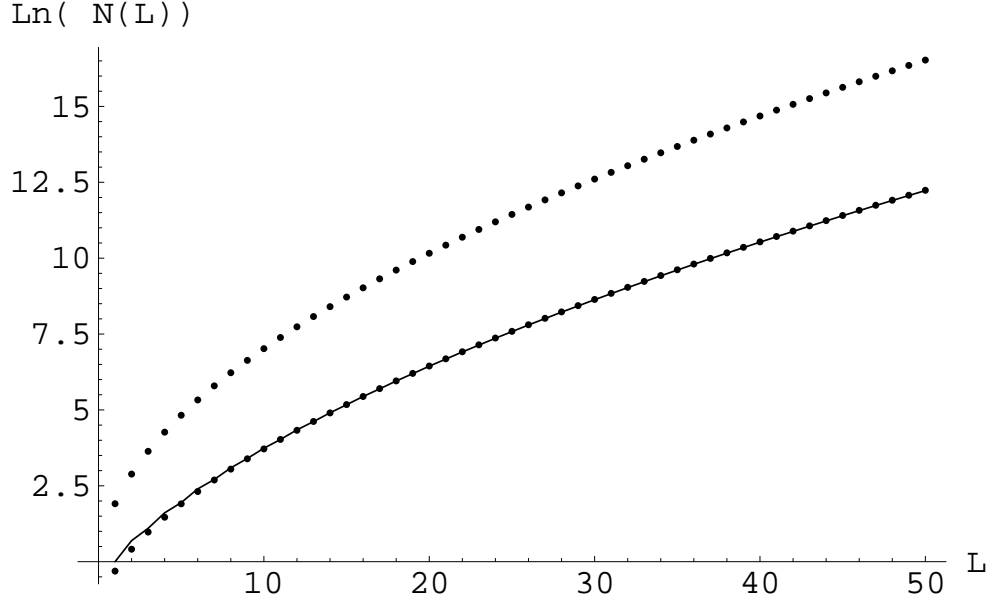


Fig. 1: Number of partitions: The solid line shows the exact number of partitions, the upper dotted line the leading order saddle point approximation and the lower dotted line the second order.

It is quite impressive that the numerically evaluated saddle point method is even better than the Hardy-Ramanujan formula.

L	$\mathcal{N}(L)$	$\mathcal{N}(L)_{HR}$	$\mathcal{N}^{(2)}(L)_{SPM}$
1	1	1.88	0.73
2	2	2.72	1.51
3	3	4.09	2.65
4	5	6.10	4.33
5	7	8.94	6.72
6	11	12.88	10.09
7	15	18.27	14.75
8	22	25.54	21.10
9	30	35.25	29.65
10	42	48.10	41.06

Table 1: *Comparison of asymptotic approximations for $\mathcal{N}(L)$*

Recall that in order to get this nice result we reformulated the problem of finding

solutions to (3.2). In view of our original goal to find unordered solutions to the tadpole cancellation condition (3.1), it would be nice if we could also count the number of partitions using the original equation

$$\sum_{a=1}^k N_a = L. \quad (3.20)$$

Here the number of stacks is a free parameter over which we have to sum eventually. Since we are only interested in unordered solutions, a rough estimate would be that we divide the number of ordered solutions by $k!$. Of course this too heavily suppresses solutions when some of the N_a are equal. However, introducing the precise combinatorial factors is partition dependent and does not simplify the problem. Therefore, let us see how far we can get with the naive $k!$ factor. Proceeding now analogously to the former case, we write the total number of solutions as

$$\begin{aligned} \tilde{\mathcal{N}}(L) &\simeq \frac{1}{2\pi i} \oint dq \frac{1}{q^{L+1}} \sum_{k=1}^{\infty} \frac{1}{k!} \sum_{N_1=1}^{\infty} \cdots \sum_{N_k=1}^{\infty} q^{\sum_a N_a} = \frac{1}{2\pi i} \oint dq \frac{1}{q^{L+1}} \sum_{k=1}^{\infty} \frac{1}{k!} \left(\sum_{N=1}^{\infty} q^N \right)^k \\ &= \frac{1}{2\pi i} \oint dq \frac{1}{q^{L+1}} \sum_{k=1}^{\infty} \frac{1}{k!} \left(\frac{q}{1-q} \right)^k = \frac{1}{2\pi i} \oint dq \frac{1}{q^{L+1}} \exp \left(\frac{q}{1-q} \right). \end{aligned} \quad (3.21)$$

Applying again the saddle point method yields

$$\tilde{f}(q) = \frac{q}{1-q} - (L+1) \log q \quad (3.22)$$

and leads to the final analytic result for the leading order approximation

$$\tilde{\mathcal{N}}(L) \simeq e^{2\sqrt{L}}. \quad (3.23)$$

We conclude that in this approximation we get the right growth $e^{\sqrt{L}}$ and only the numerical coefficient is slightly smaller

$$\frac{\log \mathcal{N}}{\log \tilde{\mathcal{N}}} = \frac{\pi}{\sqrt{6}} \simeq 1.28. \quad (3.24)$$

Now we can also numerically determine the saddle points and compute the leading and next to leading order results. These are shown in Figure 2.

As expected we realize that for the second order approximation the curve lies below the exact result, but at least qualitatively gives a reasonable result. The difference is due to the fact that the $1/k!$ combinatorial factor is responsible for too large a suppression of partitions with identical terms. However, note that it was precisely this crude factor which

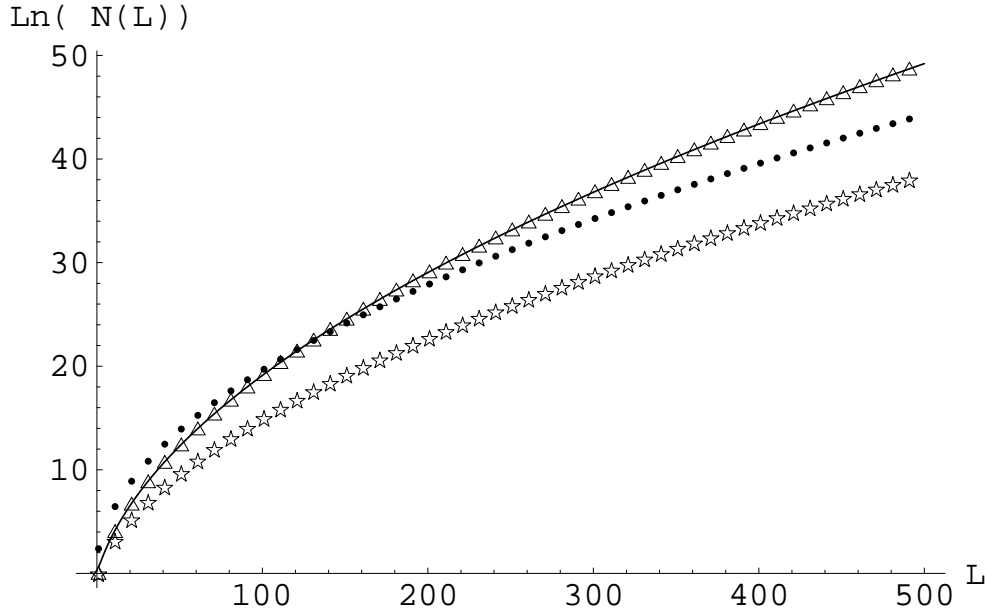


Fig. 2: Saddle point approximation: The solid line denotes the exact number of partitions, the dotted line the leading order SPA and the starred line the second order. Moreover, we have shown with triangles the second order approximation with the analytic factor 1.28 included.

allowed us to proceed with the computation in the first place and to simplify the integrals considerably. Keeping in mind that we cannot expect to obtain always quantitatively completely accurate results, from now on we apply the saddle point method for counting solutions to the tadpole conditions. What we are mainly aiming at is to get qualitatively correct pictures of the distributions of various physical quantities. Comparing our results with a brute force computer search reveals that also the quantitative agreement in certain cases is fairly good.

3.2. A comment on counting rigid branes

The string models we are going to consider in this paper mostly have the feature that the D-branes allow for continuous displacements and Wilson lines, i.e. the cycles they wrap are not rigid. For more realistic models it is however desirable to get rid of the extra adjoint scalars and consider rigid cycles instead ². Then the question arises whether this drastically changes the statistics of the D-brane sector. As an indication that one does not

² We would like to thank M.R. Douglas for encouraging us during the "String Vacuum Workshop" in Munich to study the effects discussed in this section and in section 3.7.

expect this to happen, at least qualitatively, let us consider the analogous question for the related problem of counting partitions.

For rigid branes, one is not allowed to have two stacks with identical wrapping numbers. Analogously, we would like to count unordered partitions where each term can only appear once. This is like Fermi statistics and the exact expression for this number $\mathcal{Q}(L)$ takes the familiar form

$$\mathcal{Q}(L) = \frac{1}{2\pi i} \oint dq \frac{1}{q^{L+1}} \prod_k (1 + q^k). \quad (3.25)$$

Let us write the integrand as $\exp(f(q))$ with

$$f(q) = \log \left(\prod_k (1 + q^k) \right) - (L + 1) \log q. \quad (3.26)$$

Close to $q \simeq 1$ we can write the first term in (3.26) as

$$\begin{aligned} \log \left(\prod_k (1 + q^k) \right) &= \sum_k \log(1 + q^k) = \sum_{k,m>0} \frac{(-1)^{m+1}}{m} q^{km} \\ &\simeq \frac{1}{(1-q)} \sum_{m>0} \frac{(-1)^{m+1}}{m^2} = \frac{\pi^2}{12} \frac{1}{(1-q)}. \end{aligned} \quad (3.27)$$

Proceeding in the same way as above, we find that the minimum of this function is approximately at $q_0 \simeq 1 - \sqrt{\frac{\pi^2}{12L}}$, so that

$$\mathcal{Q}(L) \simeq e^{\pi\sqrt{L/3}}. \quad (3.28)$$

Therefore, in the leading order saddle point approximation $\mathcal{N}(L)$ and $\mathcal{Q}(L)$ show qualitatively the same exponential growth with \sqrt{L} and

$$\frac{\log \mathcal{N}}{\log \mathcal{Q}} = \sqrt{2}. \quad (3.29)$$

The leading order saddle point approximation gives the exponential term in the well known asymptotic expansion for $\mathcal{Q}(L)$

$$\mathcal{Q}(L) \simeq \frac{1}{4 \cdot 3^{\frac{1}{4}} L^{\frac{3}{4}}} e^{\pi\sqrt{L/3}}. \quad (3.30)$$

We consider these results as evidence that qualitatively the distributions of physical observables do not change for rigid branes.

3.3. Counting tadpole solutions

Now that we have convinced ourselves that, from a pragmatic point of view, the second approach from section (3.1) gives already a good estimate, we want to apply the same method to count the solutions of the tadpole condition

$$\sum_{a=1}^k N_a X_a = L. \quad (3.31)$$

By the same reasoning we compute

$$\begin{aligned} \mathcal{N}(L) &\simeq \frac{1}{2\pi i} \oint dq \frac{1}{q^{L+1}} \sum_{k=1}^{\infty} \frac{1}{k!} \sum_{N_1=1}^{\infty} \sum_{X_1=1}^L \cdots \sum_{N_k=1}^{\infty} \sum_{X_k=1}^L q^{\sum_a N_a X_a} \\ &= \frac{1}{2\pi i} \oint dq \frac{1}{q^{L+1}} \sum_{k=1}^{\infty} \frac{1}{k!} \left(\sum_{X=1}^L \frac{q^X}{1 - q^X} \right)^k \end{aligned} \quad (3.32)$$

so that the saddle point function f reads

$$f(q) = \sum_{X=1}^L \frac{q^X}{1 - q^X} - (L+1) \log q. \quad (3.33)$$

Close to $q \simeq 1$ we find the analytical expression

$$f(q) \simeq \frac{1}{1-q} \sum_{X=1}^L \frac{1}{X} - L \log q \simeq \frac{\log L}{1-q} - L \log q. \quad (3.34)$$

In this approximation the saddle point is at $q_{min} = 1 - \sqrt{\frac{\log L}{L}}$, so that

$$\mathcal{N}(L) \simeq e^{2\sqrt{L \log L}}. \quad (3.35)$$

A rough intuitive understanding of this result can be gained as follows. In order to solve (3.31) one first divides L into its partitions and then one writes each term as a product of two positive integer numbers. We know already that the number of partitions scales like $e^{2\sqrt{L}}$. On the other hand it is known in number theory that the function $\sigma_0(n)$ of divisors of an integer n has the property

$$\frac{1}{L} \sum_{n=1}^L \sigma_0(n) \simeq \log L + (2\gamma_E - 1), \quad (3.36)$$

where γ_E denotes the Euler-Mascheroni constant. We think that this explains the appearance of the $(\log L)$ factor in (3.35). Of course, further L -dependent corrections will arise from the sub-leading second order terms in the SPA.

In order to test these results one can now compare the three different approaches to unravel the statistics of solutions of the tadpole equation.

- First the *numerical approach*, where one performs for varying L a brute force computer search for all solutions to the tadpole conditions. This is the most time consuming and less elegant method but it really gives the exact number of solutions.
- Second, we can use the analytical saddle point function $f(q)$ (3.33) and using MATHEMATICA determine numerically the saddle points for varying L . Here only the sum over all possible wrapping numbers for just a single stack of branes occurs, which a computer can easily handle in $O(1)$ seconds. We call this approach *semi-analytic* and it will be the most powerful one for the more complicated 6D and 4D models.
- Third, one can try to estimate the locations of the saddle points and derive an analytic expression for $\mathcal{N}(L)$. In the easy example above it was possible to do so, but in more complicated examples it gets more and more complicated. We call this approach the *analytic* one.

In Figure 3 we display the result for the total number of solutions to the tadpole cancellation condition for varying number of L . Here we compare the result of the exact numerical analysis with the outcome of the second order semi-analytic SPA.

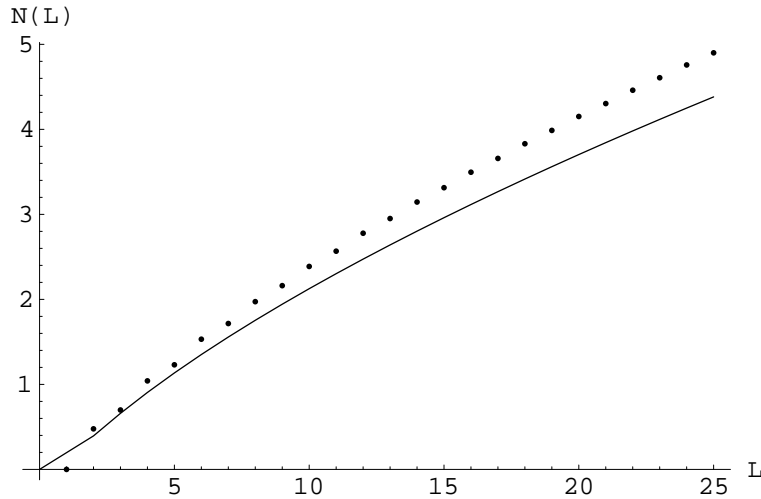


Fig. 3: Number of solutions for varying L . The dotted line denotes the result of the exact analytic computer search and the solid line the outcome of the second order SPA.

As expected the saddle point curve lies below the exact results, but nevertheless captures all of the qualitative features.

3.4. Probability of $SU(M)$ gauge symmetry

We are also interested in the percentage of models containing at least one $SU(M)$ gauge factor. With the same methods as above this can be written as

$$\begin{aligned} P(M) &\simeq \frac{1}{2\pi i \mathcal{N}(\mathcal{L})} \oint dq \frac{1}{q^{L+1}} \sum_{k=1}^{\infty} \frac{1}{(k-1)!} \left(\sum_{X=1}^L \frac{q^X}{1-q^X} \right)^{k-1} \sum_{X=1}^L \sum_{N=1}^{\infty} q^{NX} \delta_{N,M} \\ &= \frac{1}{2\pi i \mathcal{N}(\mathcal{L})} \oint dq \frac{1}{q^{L+1}} \exp \left(\sum_{X=1}^L \frac{q^X}{1-q^X} \right) q^M \left(\frac{1-q^{ML}}{1-q^M} \right). \end{aligned} \quad (3.37)$$

The corresponding saddle point function reads

$$f(q) = \sum_{X=1}^L \frac{q^X}{1-q^X} + \log \left[q^M \left(\frac{1-q^{ML}}{1-q^M} \right) \right] - (L+1) \log q. \quad (3.38)$$

We can either numerically search for saddle points of this function or we can observe that for $M \ll L$ the second, M dependent term in (3.38) is just a small perturbation. In this case we expect that in leading order the saddle point does not change, so that we have only to evaluate (3.38) at $q_{min} = 1 - \sqrt{\frac{\log L}{L}}$. Doing this for large L one expects that the probability to find an $SU(M)$ gauge factor scales like

$$P(M) \simeq \exp \left(-\sqrt{\frac{\log L}{L}} M \right) \quad (3.39)$$

with the normalisation chosen appropriately. In Figure 4 we have shown the distribution of probabilities for at least one $SU(M)$ factor for $L=25$.

We notice that the exact and the semi-analytic computation nicely agree. Since we are computing a normalized quantity the quantitative agreement is even better than for the total number of states.

Analogously, the probability to find a product gauge symmetry $\prod_i SU(M_i)$ for $\sum_i M_i \ll L$ is

$$P(\vec{M}) \simeq \exp \left(-\sqrt{\frac{\log L}{L}} \sum_i M_i \right), \quad (3.40)$$

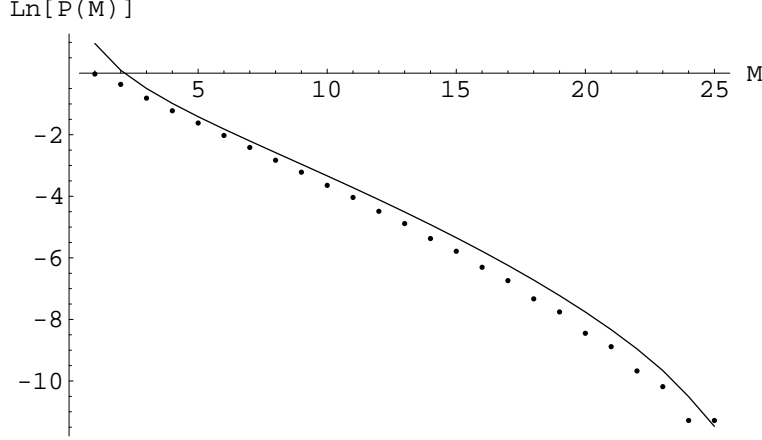


Fig. 4: Probability of at least one $SU(M)$ gauge factor for $L=25$. The dotted line shows the exact computer search result and the solid line the second order SPA.

which shows that in this approximation it only depends on the rank of the gauge symmetry. Therefore, in this regime we have mutual independence of the occurrences of $SU(M)$ gauge factors, i.e.

$$P(\vec{M}) = \prod_i P(M_i). \quad (3.41)$$

This behaviour is expected to break down for $\sum_i M_i \simeq L$.

3.5. The average rank

Another gauge theoretic quantity we can compute is the expectation value of the rank of the gauge group in the ensemble of solutions to the tadpole cancellation condition. The integral for the saddle point approximation can be simplified and written in the form

$$\begin{aligned} \langle \text{rank}(G) \rangle_L &\simeq \frac{1}{\mathcal{N}(L) 2\pi i} \oint dq \frac{1}{q^{L+1}} \sum_{k=1}^{\infty} \frac{1}{k!} \sum_{N_1=1}^{\infty} \sum_{X_1=1}^L \cdots \sum_{N_k=1}^{\infty} \sum_{X_k=1}^L q^{\sum_a N_a X_a} \left(\sum_a N_a \right) \\ &\simeq \frac{1}{\mathcal{N}(L)(2\pi i)} \oint dq \exp \left(\sum_{X=1}^L \frac{q^X}{1-q^X} + \log \left(\sum_X \frac{q^X}{(1-q^X)^2} \right) - (L+1) \log q \right). \end{aligned} \quad (3.42)$$

For $L = 25$ we obtain the curves in Figure 5.

Apparently, the SPA provides a very good estimate and the average rank scales like $L/2$.

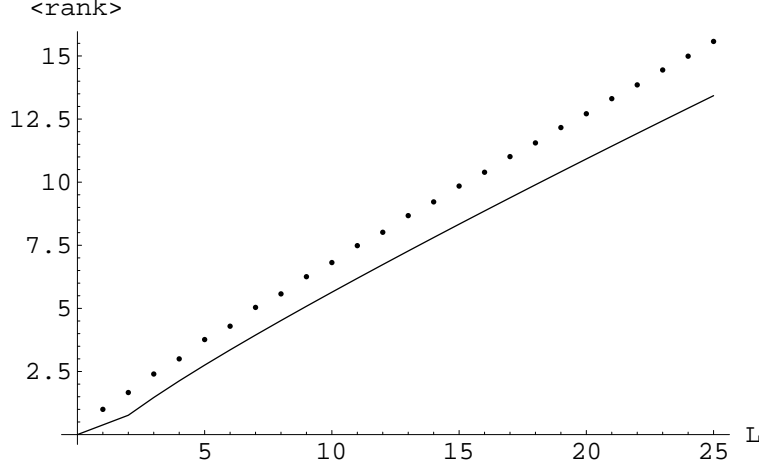


Fig. 5: The average rank. The dotted line shows the exact computer search result and the solid line the second order SPA.

3.6. The rank distribution

Next we would like to investigate the probability to get a gauge group of rank r . This means that we also have to implement the constraint

$$\sum_{a=1}^{\infty} N_a = r, \quad (3.43)$$

which we again do by writing the Kronecker delta as a contour integral. Thus,

$$\begin{aligned} P(r) &\simeq \frac{1}{2\pi i \mathcal{N}(L)} \oint dq \frac{1}{q^{L+1}} \oint dz \frac{1}{z^{r+1}} \sum_{k=1}^{\infty} \frac{1}{k!} \sum_{N_1=1}^{\infty} \sum_{X_1=1}^L \dots \sum_{N_k=1}^{\infty} \sum_{X_k=1}^L q^{\sum_a N_a X_a} z^{\sum_a N_a} \\ &= \frac{1}{2\pi i \mathcal{N}(L)} \oint dq \frac{1}{q^{L+1}} \oint dz \frac{1}{z^{r+1}} \exp \left(\sum_{X=1}^L \frac{z q^X}{1 - z q^X} \right) \end{aligned} \quad (3.44)$$

with the corresponding saddle point function

$$f(q, z) = \sum_{X=1}^L \frac{z q^X}{1 - z q^X} - (L+1) \log q - (r+1) \log z. \quad (3.45)$$

Numerically determining the saddle point in the two variables q and z we find the Gaussian like distribution shown in Figure 6, where we have also displayed the exact numerical result. Again the qualitative agreement is good, the exact curve simply reflects the number theory behind this distribution.

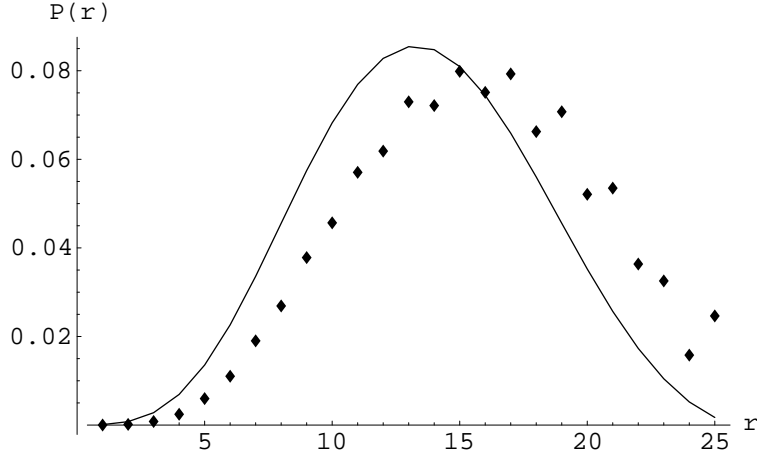


Fig. 6: The rank distribution for $L = 25$. The dots show the exact results and the solid line the distribution coming from the SPA.

Let us give a heuristic argument for the appearance of the Gauß curve. We have already found that the likelihood for the occurrence of a gauge group of rank r is $\exp(-\sqrt{\gamma^{-1}}r)$ with $\gamma = L/\log L$. In addition, we have the partition of r ways to distribute the N_a . Therefore, the probability to find rank r should behave like

$$P(r) \simeq \exp\left(2\sqrt{r} - \gamma^{-1/2}r\right) \simeq \exp\left(-\frac{(\sqrt{r} - \sqrt{\gamma})^2}{\sqrt{\gamma}}\right). \quad (3.46)$$

From this argument we expect the maximum of the distribution to be at $r_{max} = L/\log L$. The width of the Gaussian is $\Delta r = \sqrt{L/\log L}$, so that the relative width $\Delta r/r_{min} = \sqrt{\log L/L}$ decreases for larger L .

Since supersymmetry requires $Y_a = 0$ for all D-branes, in this case the intersection number I_{ab} between pairs of branes always vanishes. In this respect our simple toy model is not general enough, so that now we move forward and generalise the methods developed in this section to the more interesting 6D and 4D models.

3.7. A comment on counting quantum vacua

In this paper we mainly consider the statistics of classical vacua of intersecting D-brane models. In [12] it was suggested that one should also count quantum vacua, in the sense that the number of such vacua of a four-dimensional $\mathcal{N} = 1$ supersymmetric gauge theory is given by the Witten index [44]. For a pure $SU(N)$ gauge theory this index is given by N . In this section we would like to briefly discuss what happens when we take such an N -fold degeneracy into account for our toy model.

The number of quantum vacua would be given by

$$\begin{aligned}\mathcal{N}_Q(L) &\simeq \frac{1}{2\pi i} \oint dq \frac{1}{q^{L+1}} \sum_{k=1}^{\infty} \frac{1}{k!} \sum_{N_1=1}^{\infty} \sum_{X_1=1}^L \dots \sum_{N_k=1}^{\infty} \sum_{X_k=1}^L \left(\prod_a N_a \right) q^{\sum_a N_a X_a} \\ &= \frac{1}{2\pi i} \oint dq \frac{1}{q^{L+1}} \sum_{k=1}^{\infty} \frac{1}{k!} \left(\sum_{X=1}^L \frac{q^X}{(1-q^X)^2} \right)^k\end{aligned}\tag{3.47}$$

so that the saddle point function f reads

$$f(q) = \sum_{X=1}^L \frac{q^X}{(1-q^X)^2} - (L+1) \log q.\tag{3.48}$$

Close to $q \simeq 1$ we find the analytical expression

$$f(q) \simeq \frac{1}{(1-q)^2} \sum_{X=1}^L \frac{1}{X^2} - L \log q \simeq \frac{\pi^2}{6} \frac{1}{(1-q)^2} - L \log q.\tag{3.49}$$

In this approximation the saddle point is at $q_{min} = 1 - \left(\frac{\pi^2}{3L}\right)^{1/3}$ so that the leading order saddle point approximation reads

$$\mathcal{N}_Q(L) \simeq \exp\left(\alpha L^{\frac{2}{3}}\right)\tag{3.50}$$

with $\alpha = \frac{\pi^2+3}{3^{1/3} \cdot \pi^{4/3}} \simeq 1.94$.

In Figure 7 we show the numerical leading order saddle point approximation confirming the scaling (3.50). This admittedly very simplified picture shows that taking the quantum degeneracy into account induces a slight change in the exponential growth

$$\frac{\log \mathcal{N}_Q}{\log \mathcal{N}} \simeq L^{\frac{1}{6}}.\tag{3.51}$$

4. Statistics of a 6D model

In this section, employing analogous methods as developed in the previous one we investigate the statistics of the six-dimensional intersecting brane model on the orientifold T^4/\mathbb{Z}_2 . The two main new features as compared to the 8D case are the complex structure dependence of the supersymmetry conditions and the possibility of chiral supersymmetric models. To begin with, let us show that the model actually admits only a finite number of inequivalent solutions to the tadpole cancellation conditions.

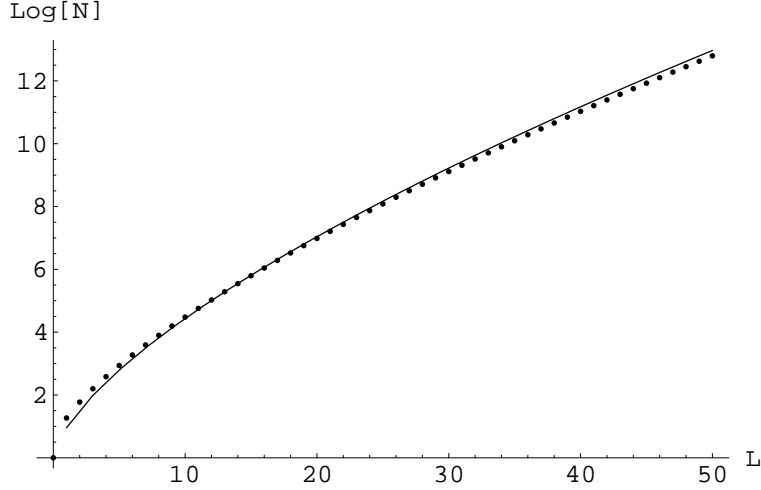


Fig. 7: The total number of quantum vacua for $L = 50$. The dots show the leading order saddle point approximation and the solid line the curve $2.2 \cdot L^{\frac{2}{3}} / \log 10$.

4.1. Finiteness of solutions

Recall the general features of this model mentioned in section 2. Besides these we will show in appendix A that the relative coprime property of the wrapping numbers (n_I, m_I) translates into the following relation for the wrapping numbers (X_I, Y_I)

$$\gcd(X_1, Y_2) \gcd(X_2, Y_2) = Y_2. \quad (4.1)$$

Here we have assumed non-vanishing X_I and Y_I . In configurations with some wrapping numbers vanishing we only admit $(X_1, X_2) \in \{(0, -1), (1, 0)\}$ with $Y_1 = Y_2 = 0$ to exclude multiple wrapping.

In order to decide if the number of stable solutions is finite, we need to extract the restrictions on possible choices of U_I imposed by supersymmetry (2.14) and the tadpole cancellation conditions (2.13). It is clear that the supersymmetry conditions can only have non-trivial solutions if $U_1/U_2 \in \mathbb{Q}$. Now, writing $U_1/U_2 = u_1/u_2$ for coprime integers u_1, u_2 , we find from (2.14) that $Y_1 = u_2 y_1$ for some integer y_1 , in terms of which (2.12) reads

$$X_1 X_2 = -u_1 u_2 (y_1)^2. \quad (4.2)$$

It follows that at least one of the X_I has to be non-vanishing, in which case the second supersymmetry condition becomes vacuous once (2.13) and (2.14) are satisfied. Note furthermore that due to the reflection symmetry of the wrapping numbers we will stick in

the following to the case that $X_{a,1} > 0$ and change $X_2 \rightarrow -X_2$ so that all X_I are now positive.

To summarise, we have to analyse all possible solutions to the equations

$$\begin{aligned} \sum_{a=1}^k N_a X_{a,1} &= L_1, \\ \sum_{a=1}^k N_a X_{a,2} &= L_2 \end{aligned} \tag{4.3}$$

for non-negative integers $(X_{a,1}, X_{a,2}) \neq (0, 0)$ such that

$$\alpha := \sqrt{\frac{X_{a,1} X_{a,2}}{u_1 u_2}} \in \mathbb{Z} \tag{4.4}$$

and

$$\gcd(X_{a,1}, u_1 \alpha) \gcd(X_{a,2}, u_1 \alpha) = u_1 \alpha. \tag{4.5}$$

This means that for fixed complex structures and bounds L_1 and L_2 the number of supersymmetric solutions to the tadpole cancellation conditions is finite. We denote the set of wrapping numbers X_1, X_2 satisfying (4.4) for fixed complex structure as S_U . Note that we allow for different stacks having the same wrapping numbers, which means that the branes do have open string moduli corresponding to the position and continuous Wilson lines of the branes.

It remains to be seen that also only a finite number of complex structures are allowed. In this respect we realise that for given L_1, L_2 solutions with at least one stack of branes where $X_1 > 0$ and $X_2 > 0$ are possible only for those complex structures satisfying

$$u_1 u_2 \leq L_1 L_2. \tag{4.6}$$

In those cases, the factorisability of the branes and supersymmetry restrict the admissible ratios of complex structures to only a finite number of possibilities. Of course, we can still rescale U_1 and U_2 by the same factor, which implies that in these models only one of the two complex structure moduli is fixed and one is left as a free parameter.

From what we said, it is appropriate to distinguish two classes of models. In the first class we have $u_1 u_2 \leq L_1 L_2$ and both branes satisfying ($X_1 > 0$ and $X_2 > 0$) and branes satisfying ($X_1 = 0$ or $X_2 = 0$) are present. If a solution to the tadpole cancellation condition contains at least one brane with ($X_1 > 0$ and $X_2 > 0$), then one complex

structure modulus is fixed, namely U_1/U_2 . If the solution only contains branes of the other type, then both complex structures are free parameters. The second class consists of configurations where $u_1 u_2 > L_1 L_2$ and only branes satisfying ($X_1 = 0$ or $X_2 = 0$) are present. For coprime wrapping numbers these are only two branes. Apparently, all the solutions to the tadpole cancellation conditions we can get are already contained in the first class, so that we can dismiss the second class. The upshot of this discussion is that, if we count solutions to the tadpole cancellation conditions modulo moduli space identifications, then the overall number of solutions to the tadpole cancellation conditions is finite.

Given the supersymmetry constraints above, one can simplify further the intersection number

$$I_{ab} = -2(X_{a,1} X_{b,2} + X_{a,2} X_{b,1} + Y_{a,1} Y_{b,2} + Y_{a,2} Y_{b,1}) \quad (4.7)$$

between two 3-cycles. After some little algebra one arrives at the expressions

$$\begin{aligned} I_{ab} &= -2 \left(\sqrt{X_{a,1} X_{b,2}} - \sqrt{X_{a,2} X_{b,1}} \right)^2, \\ I_{a'b} &= -2 \left(\sqrt{X_{a,1} X_{b,2}} + \sqrt{X_{a,2} X_{b,1}} \right)^2, \end{aligned} \quad (4.8)$$

which immediately imply $I_{aa} = 0$ and $I_{a'a} = -8X_{a,1} X_{a,2}$. Apparently, the intersection number is negative definite. This is well in accord with the expectation from $\mathcal{N} = 1$ supersymmetry in six dimensions, namely that all bifundamental matter fields transform in hypermultiplets and not in vectormultiplets. For the intersection of the orientifold plane with a D-brane we get

$$I_{Oa} = -4(X_{a,1} + X_{a,2}). \quad (4.9)$$

4.2. Counting tadpole solutions

Now we proceed completely analogously to the 8D example and first compute the total number of solutions to the tadpole cancellation conditions for fixed complex structures, U_1, U_2 . Again in the occurring integrals the sums over the numbers of branes N_a can be carried out explicitly and yield geometric series. One can write the final result as

$$\begin{aligned} \mathcal{N}(L_1, L_2) &\simeq \frac{1}{(2\pi i)^2} \oint dq_1 dq_2 \exp \left(\sum_{X_I \in S_U} \frac{q_1^{X_1} q_2^{X_2}}{1 - q_1^{X_1} q_2^{X_2}} \right. \\ &\quad \left. - (L_1 + 1) \log q_1 - (L_2 + 1) \log q_2 \right). \end{aligned} \quad (4.10)$$

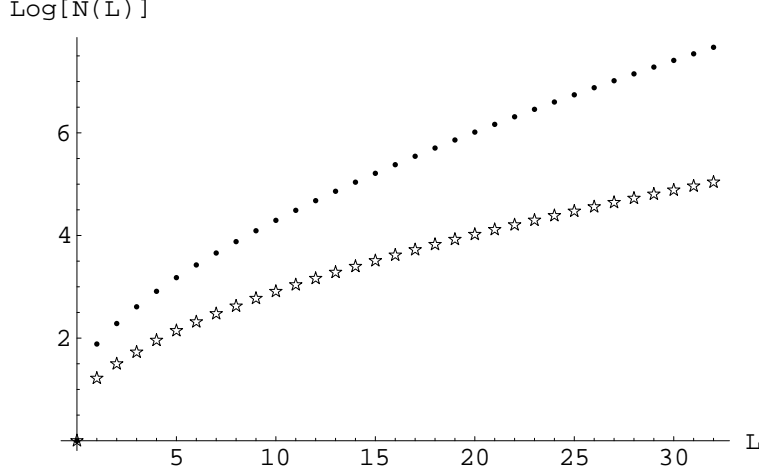


Fig. 8: The total number of models for $L_2 = 8$, varying L_1 and $(u_1 = 1, u_2 = 1)$. The upper dots show the distribution with multiple wrapping numbers allowed and the lower starred line the case with coprime wrapping numbers.

The asymptotic growth of this expression can be deduced by the saddle point approximation now in two variables q_1, q_2 . In Figure 8 we show the result of a numerical evaluation of this saddle point for the case of $L_2 = 8$ and varying L_1 . As expected the curve for coprime wrapping numbers lies under the line with multiple wrappings allowed.

For $L_2 = 16$ we get the result shown in Figure 9. Quite surprisingly for fixed L_2 this still scales like $\exp(\sqrt{L_1 \log L_1})$ so that the 8D toy model gave already a good impression of how the situation is for more realistic models.

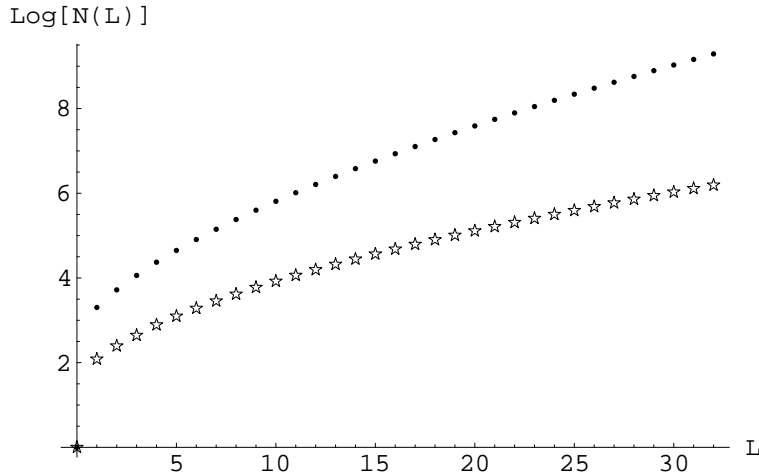


Fig. 9: The total number of models for $L_2 = 16$ and $(u_1 = 1, u_2 = 1)$

For the case of coprime wrapping numbers we have also carried out a brute force computer search for all solutions to the tadpole conditions. The resulting curve for the

total number of solutions is plotted in Figure 10. As expected from the too strong $1/k!$ suppression, the saddle point approximation lies below the exact curve. However, qualitatively we find the same scaling and if we multiply the saddle point result by the factor 1.28 found for the number of partitions in section 3.1, we indeed find quite good agreement.

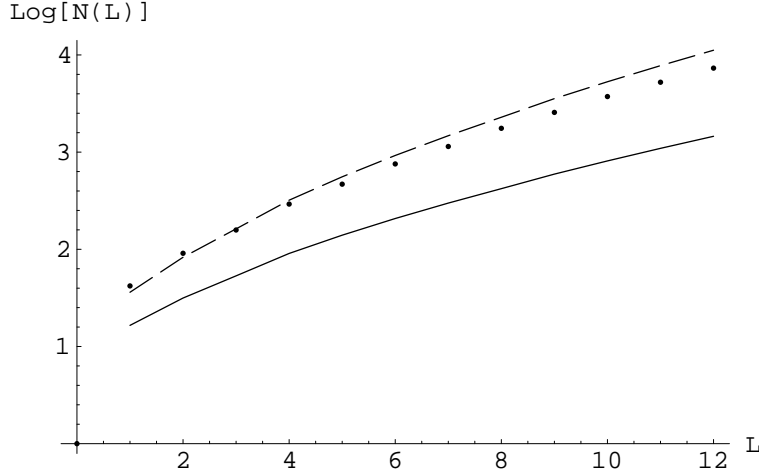


Fig. 10: The total number of models for $L_2 = 8$ and $(u_1 = 1, u_2 = 1)$. The dotted line is the result of the exact computer search, the solid line the prediction from the second order SPA and the dashed line the latter distribution scaled with the factor 1.28.

4.3. Probability of $SU(M)$ gauge symmetry

Next for fixed L_I we investigate the probability to find at least one $SU(M)$ gauge factor, which leads to the expression

$$\begin{aligned}
 P(M, L_I) \simeq \frac{1}{\mathcal{N}(L_1, L_2)(2\pi i)^2} \oint dq_1 dq_2 \exp \left(\sum_{X_I \in S_U} \frac{q_1^{X_1} q_2^{X_2}}{1 - q_1^{X_1} q_2^{X_2}} \right. \\
 \left. + \log \left(\sum_{X_I \in S_U} q_1^{MX_1} q_2^{MX_2} \right) - (L_1 + 1) \log q_1 - (L_2 + 1) \log q_2 \right).
 \end{aligned}
 \tag{4.11}$$

In Figure 11 we show the resulting distribution for $L_1 = 8$ and $L_2 = 8$ and realise that as in the 8D case it still decreases exponentially with M .

For the choice $L_1 = 16$ and $L_2 = 16$ the distribution looks like shown in Figure 12. For $\sum_i M_i \ll L_1 + L_2$ we again find that the occurrence of a gauge factor $\prod_i SU(M_i)$ is given by the product of the probabilities for the occurrence of each factor, $P(\vec{M}) = \prod_i P(M_i)$.

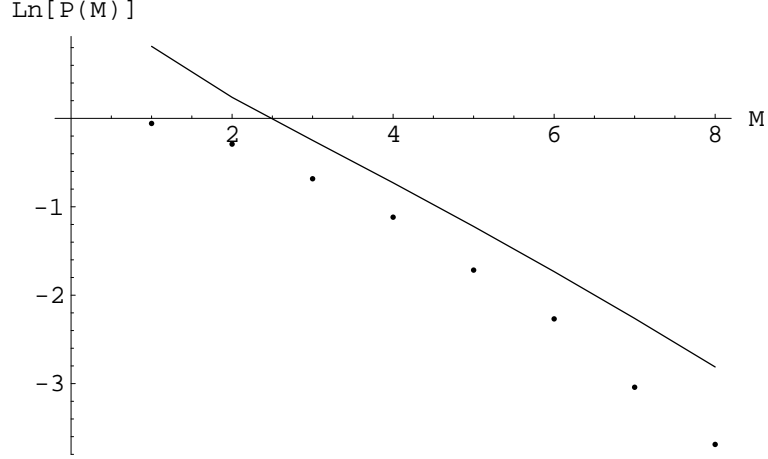


Fig. 11: The probability for finding at least one $SU(M)$ gauge factor for $L_1 = L_2 = 8$ and complex structure ($u_1 = 1, u_2 = 1$). The dotted line is the result of the exact computer search for coprime wrapping numbers, which has to be compared with the solid line showing the second order SPA.

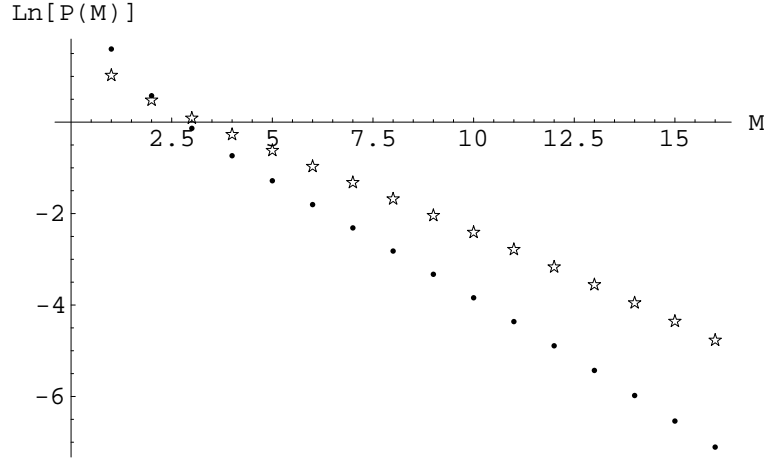


Fig. 12: The probability for finding at least one $SU(M)$ gauge factor for $L_1 = L_2 = 16$. The dotted line is the SPA for non-coprime wrapping, the starred line gives the result for coprime wrapping numbers.

4.4. The average rank

In this section we would like to compare the expectation value of the rank of the gauge group for fixed L_2 and varying L_1 as computed from the exact computer search and the

second order SPA. The integral for the latter can be simplified and written in the form

$$\begin{aligned} \langle \text{rank}(G) \rangle_{L_1} \simeq & \frac{1}{\mathcal{N}(L_1, L_2)(2\pi i)^2} \oint dq_1 dq_2 \exp \left(\sum_{X_I \in S_U} \frac{q_1^{X_1} q_2^{X_2}}{1 - q_1^{X_1} q_2^{X_2}} \right. \\ & \left. + \log \left(\sum_{X_I \in S_U} \frac{q_1^{X_1} q_2^{X_2}}{(1 - q_1^{X_1} q_2^{X_2})^2} \right) - (L_1 + 1) \log q_1 - (L_2 + 1) \log q_2 \right). \end{aligned} \quad (4.12)$$

As in the 8D case, the average rank is approximately at $(L_1 + L_2)/2$. For $L_2 = 8$ and $(u_1, u_2) = (1, 1)$ we have obtained the two curves in Figure 13. Apparently, the SPA provides a very good estimate.

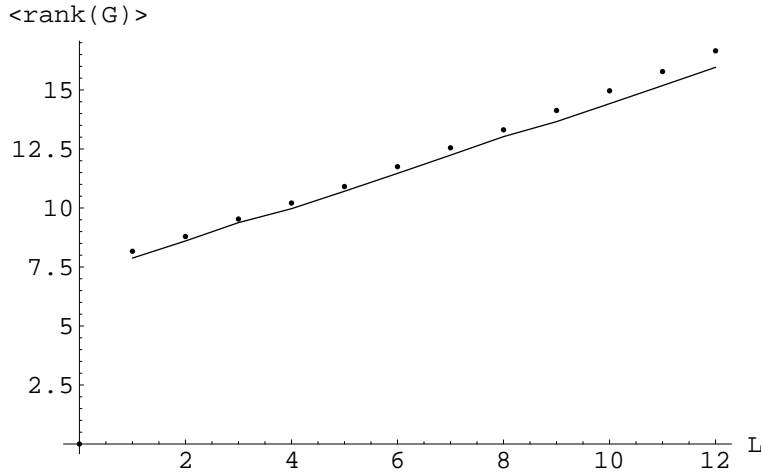


Fig. 13: The average rank for coprime wrapping numbers with fixed $L_2 = 8$ and $(u_1, u_2) = (1, 1)$. The dots show the exact computer search result and the solid line the second order SPA.

4.5. The rank distribution

The likelihood to find a gauge group of rank $r = \sum_a N_a$ can be determined from the integral

$$\begin{aligned} P(r, L_I) \simeq & \frac{1}{\mathcal{N}(L_1, L_2)(2\pi i)^3} \oint dq_1 dq_2 dz \exp \left(\sum_{X_I \in S_U} \frac{z q_1^{X_1} q_2^{X_2}}{1 - z q_1^{X_1} q_2^{X_2}} - (L_1 + 1) \log q_1 \right. \\ & \left. - (L_2 + 1) \log q_2 - (r + 1) \log z \right). \end{aligned} \quad (4.13)$$

In Figure 14 we show the distribution of the rank of the gauge group for coprime wrapping numbers both for the exact computation and the second order SPA. We see that the exact

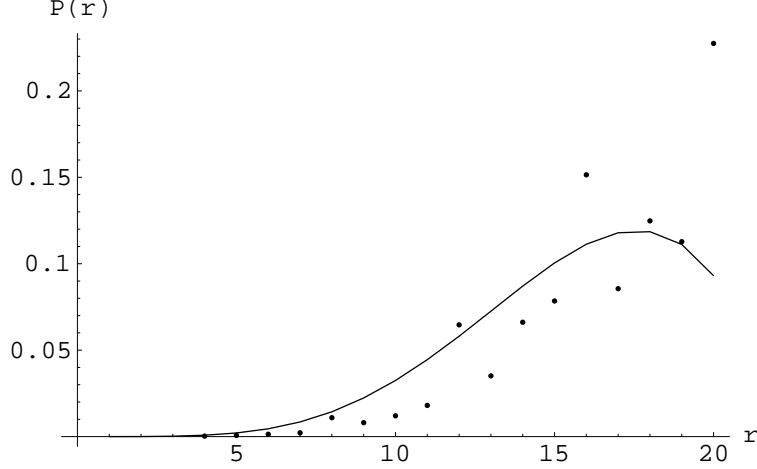


Fig. 14: The rank distribution for $L_1 = 10$, $L_2 = 8$ and $(u_1, u_2) = (1, 1)$ and coprime wrapping numbers. The dots are the exact results and the solid line the SPA.

values scatter around the saddle point result. Since we are not really at large values of the L_I , this is to be expected. The exact results still show number theoretic deviations from the probably smooth asymptotic behaviour.

Figure 15 displays the saddle point result for the distribution of the rank of the gauge group both for coprime and non-coprime wrapping numbers and $L_I = 8$. For non-coprime wrapping numbers, the distribution again is Gaussian, where the maximum lies approximately at $(L_1 + L_2)/2$. For coprime wrapping numbers the distribution also looks Gaussian, where however the maximum has been shifted towards larger values of the rank. This can be understood from the fact that for large values of the wrapping numbers (X_1, X_2) the coprime condition becomes harder to satisfy. Large values of (X_1, X_2) are therefore suppressed, which due to the tadpole cancellation conditions means that smaller values of N_a and therefore of the rank appear less frequently.

Let us also discuss what happens for other values of the complex structure moduli. One example for coprime wrapping numbers is shown in Figure 16, where we compare for $L_1 = L_2 = 16$ the distribution for $(u_1, u_2) = (1, 1)$ and $(u_1, u_2) = (20, 1)$. Apparently, for large complex structures larger values of the rank are preferred and the nice Gaussian shape of the distribution is lost or rather the Gauss curve has been shifted so much to large values of r that only part of the left wing is visible.

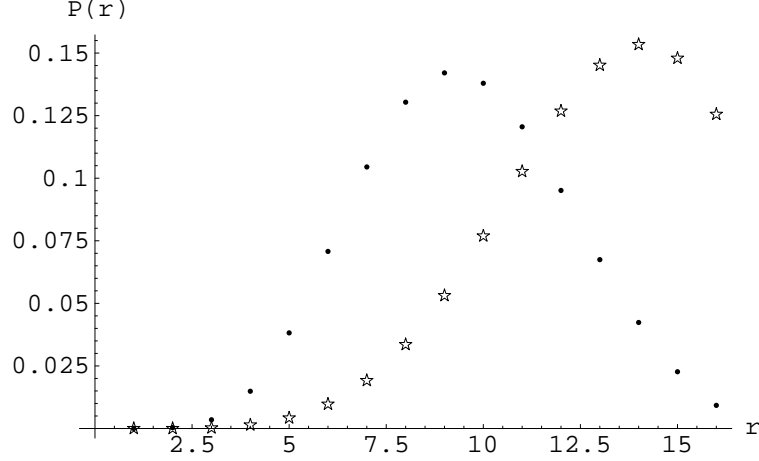


Fig. 15: The rank distribution for $L_1 = L_2 = 8$ and $(u_1, u_2) = (1, 1)$. Dots: multiple wrapping, stars: coprime wrapping numbers.

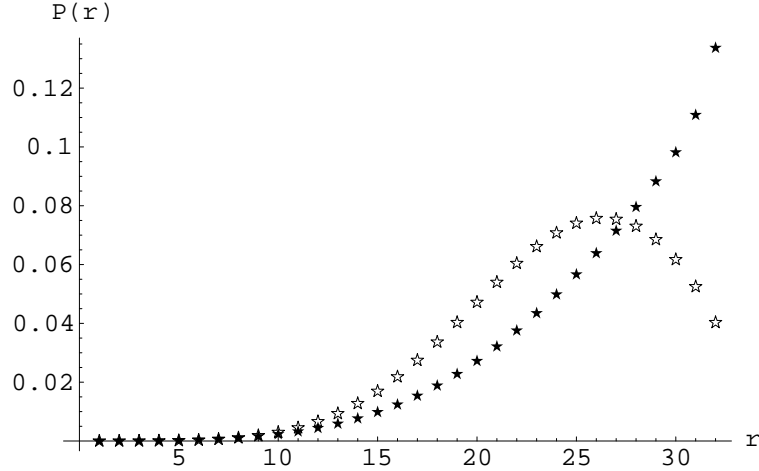


Fig. 16: Comparison of rank distributions for complex structures $(u_1, u_2) = (1, 1)$ (empty stars) and $(u_1, u_2) = (20, 1)$ (filled stars) in the case of coprime wrappings and $L_1 = L_2 = 16$.

4.6. Sum over complex structures

So far we have just evaluated the various distributions for the case that the L_I and complex structures are fixed parameters. Even though for concrete applications the L_I are indeed fixed, the complex structures are not. The values at which they are frozen by the supersymmetry constraints depend on the concrete solution of the tadpole cancellation conditions. In Figure 17 we show the allowed values of the coprime numbers (u_1, u_2) .

It is now an interesting question whether the summation over all these complex structures destroys the qualitative features we have seen for instance for the distribution of the

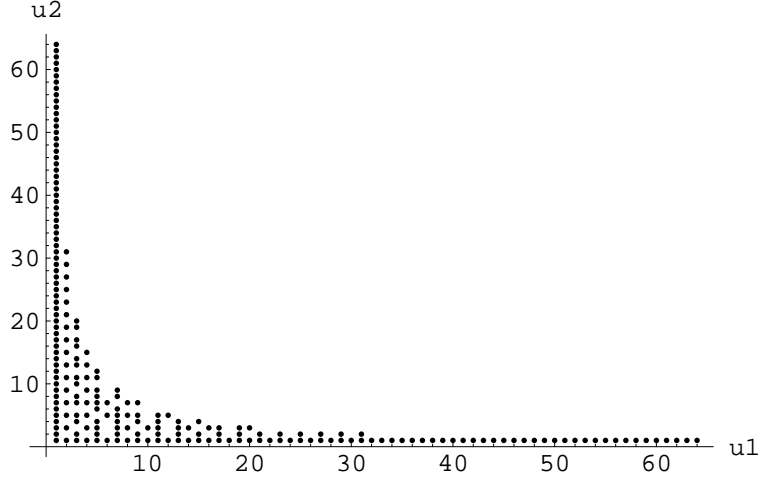


Fig. 17: Allowed values of complex structures for $L_1 = L_2 = 8$

rank of the gauge group. It could very well be that any distinctive feature gets lost and one eventually obtains a uniform distribution. We have carried out such an additional average for the case $L_I = 8$ with the result shown in Figure 18. Apparently, we still get shifted Gauss like curves, which shows that the average over the complex structures is far from leading to a uniform distribution.

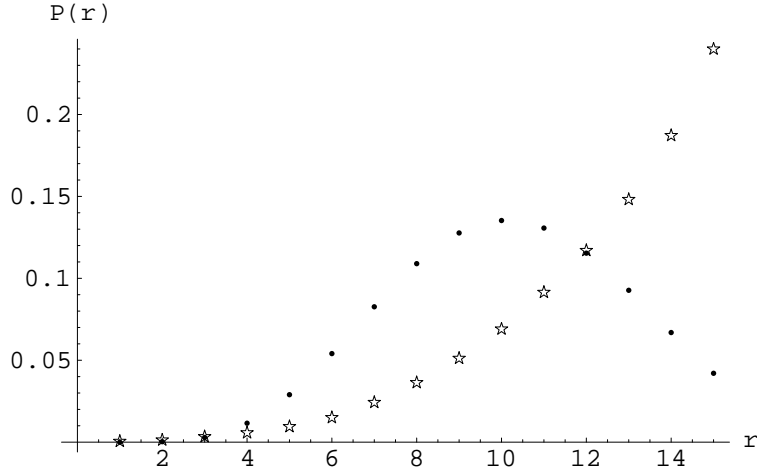


Fig. 18: Total distribution of the rank of the gauge group after adding up all possible complex structures. We choose $L_1 = L_2 = 8$. Dots: multiple wrapping, stars: coprime wrapping numbers.

4.7. The chirality distribution

In order to proceed, one has to choose a good measure for the chirality in the system. One possibility would be to compute the distribution of intersection numbers I_{ab} between

different stacks of branes. This is precisely what we will propose in the 4D case, but since the 6D case is not of phenomenological importance we choose a simpler quantity involving only one set of branes like $I_{a'a} = -8X_{a,1} X_{a,2}$. This index counts the net number of chiral fermions in the anti-symmetric plus symmetric representation of the gauge group. Since this index only depends on the wrapping numbers, the constraint $X_{a,1} X_{a,2} = \chi$ can be easily implemented in the saddle point integrals. The sum over one stack is restricted to those wrapping numbers $S_{U,\chi}$ satisfying the constraint.

For the distribution of this intersection number in the ensemble of 6D intersecting brane models with fixed complex structure and L_I one obtains

$$\begin{aligned}
P(\chi, L_I) \simeq & \frac{1}{\mathcal{N}(L_1, L_2) (2\pi i)^2} \oint dq_1 dq_2 \exp \left[\sum_{X_I \in S_U} \frac{q_1^{X_1} q_2^{X_2}}{1 - q_1^{X_1} q_2^{X_2}} \right. \\
& - \log \left(\sum_{X_I \in S_U} \frac{q_1^{X_1} q_2^{X_2}}{1 - q_1^{X_1} q_2^{X_2}} \right) + \log \left(\sum_{X_I \in S_{U,\chi}} \frac{q_1^{X_1} q_2^{X_2}}{1 - q_1^{X_1} q_2^{X_2}} \right) \\
& \left. - (L_1 + 1) \log q_1 - (L_2 + 1) \log q_2 \right]. \tag{4.14}
\end{aligned}$$

Due to the supersymmetry constraint (4.4), it is clear that for $(u_1, u_2) = (1, 1)$ only those χ appear which can be written as a square $\chi = \alpha^2$. In Figure 19 we show the resulting distribution for $L_I = 8$. It is obvious that small values for the chirality index are favoured.

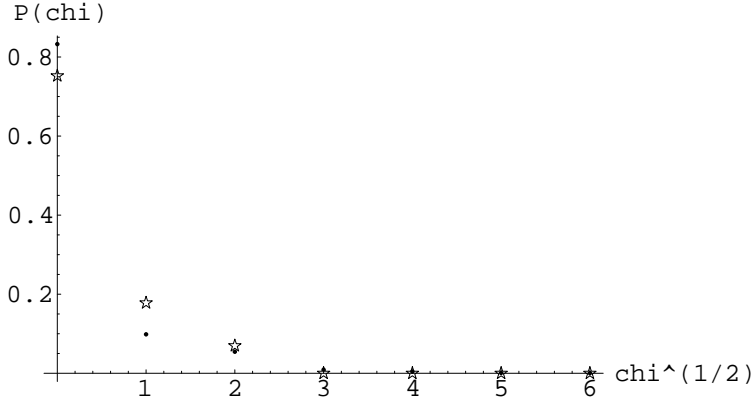


Fig. 19: The chirality distributions for $L_I = 8$ and $(u_1, u_2) = (1, 1)$. Dots: multiple wrapping, stars: coprime wrapping numbers.

To get a better impression about the scaling, we show for the choice $L_I = 16$ and $(u_1, u_2) = (1, 1)$ a logarithmic plot for non-coprime wrapping numbers in Figure 20. From there we deduce that the scaling is roughly like $P(\chi) \simeq \exp(-\kappa\sqrt{\chi})$, which could be expected as the wrapping numbers $X_{I,a}$ and the numbers of branes N_a appear symmetrically in the tadpole cancellation conditions.

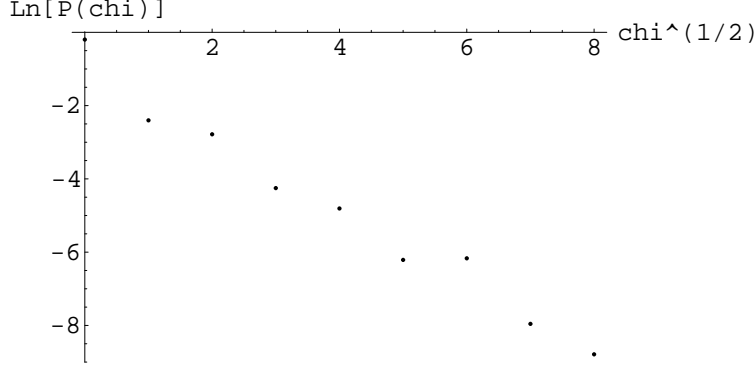


Fig. 20: The chirality distributions for $L_I = 16$, $(u_1, u_2) = (1, 1)$ and non-coprime wrapping numbers.

4.8. Statistical correlations

To conclude our discussion of the statistics of the 6D model, we compute the distribution of the rank of the gauge group and the chirality index at the same time. We are particularly interested in searching for a statistical correlation between these two quantities, as expected from the tadpole cancellation conditions, which involve the N_a related to the rank and the X_a related to χ . The distribution is given by

$$\begin{aligned}
P(\chi, r, L_I) \simeq & \frac{1}{\mathcal{N}(L_1, L_2) (2\pi i)^3} \oint dq_1 dq_2 dz \exp \left[\sum_{X_I \in S_U} \frac{z q_1^{X_1} q_2^{X_2}}{1 - z q_1^{X_1} q_2^{X_2}} \right. \\
& - \log \left(\sum_{X_I \in S_U} \frac{z q_1^{X_1} q_2^{X_2}}{1 - z q_1^{X_1} q_2^{X_2}} \right) + \log \left(\sum_{X_I \in S_{U,x}} \frac{z q_1^{X_1} q_2^{X_2}}{1 - z q_1^{X_1} q_2^{X_2}} \right) \\
& \left. - (L_1 + 1) \log q_1 - (L_2 + 1) \log q_2 - (r + 1) \log z \right]. \quad (4.15)
\end{aligned}$$

Evaluating this threefold integral via a numerical saddle point approximation results in the plot shown in figure 21.

From this plot one can already guess that the maximum of r for fixed χ depends on χ . In fact it appears that for larger χ the r distribution moves towards smaller values of the rank. Since the rank only depends on the various numbers of D-branes and the chirality only on the wrapping numbers, the tadpole cancellation conditions imply that these numbers are not independent. In fact larger values of χ mean smaller values of the N_a . What we see in the figure is the statistical manifestation of this string theoretic constraint. By looking at the plot from the another direction this correlation is even more obvious.

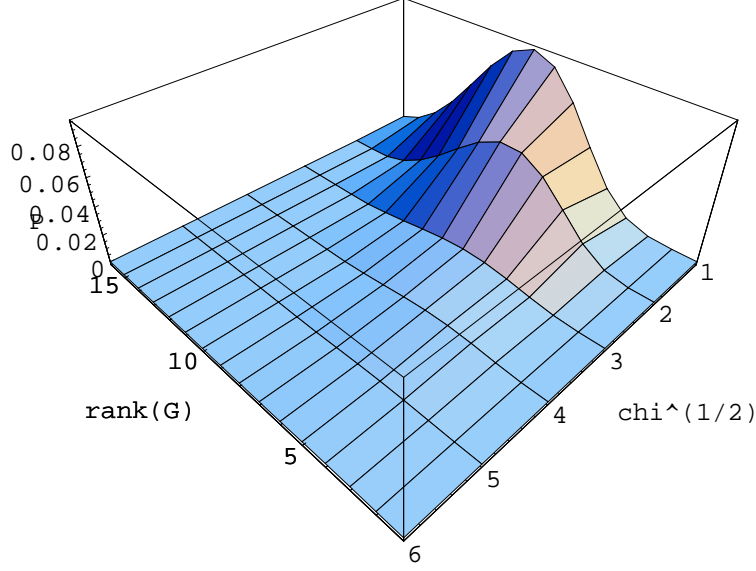


Fig. 21: Rank-chirality correlation for non-coprime wrapping numbers, $L_I = 8$ and $(u_1, u_2) = (1, 1)$.

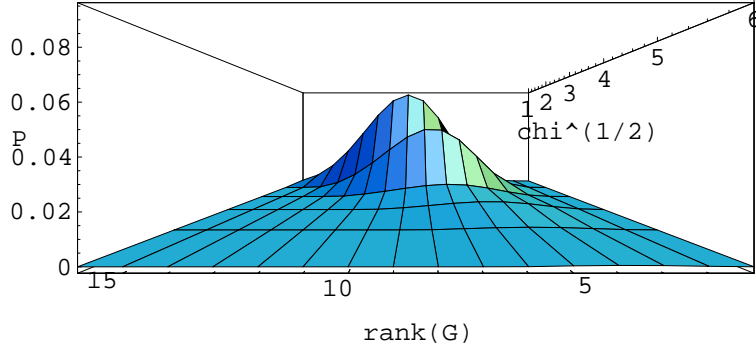


Fig. 22: Rank-chirality correlation

We can also directly compute how for fixed values of the chirality χ the position of the maximum of $P(\chi, r)$ shifts towards smaller values of r . The result is shown in Figure 23.

We conclude from this 6D intersecting D-brane model that the stringy tadpole cancellation conditions imply a statistical correlation of the rank of the gauge group and its chiral matter content.

5. Statistics of a 4D model

Now we come to the physically most interesting case of a four dimensional model. In this section we first proceed completely analogously to the higher dimensional examples

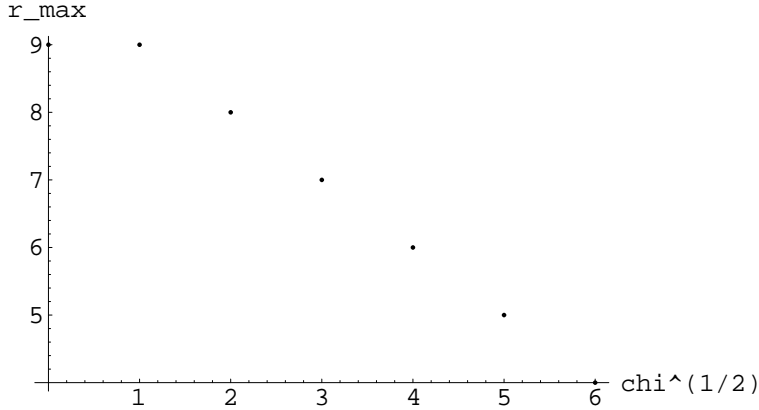


Fig. 23: Shift of the maximum in r for different values of χ .

and discuss the various distributions for essentially fixed L_I . However, it turned out that some computations already become quite time consuming so that we postpone their presentation to a future publication [36]. Instead, in section 6 we will combine the gauge theory sector in the T-dual picture with a flux compactification and perform the statistics taking both sectors into account.

We now consider intersecting branes on the $T^6/\mathbb{Z}_2 \times \mathbb{Z}_2$ orbifold without discrete torsion [28]. As compared to the 6D case, this model shows some new features, e.g. the possibility of negative contributions to the tadpole cancellation conditions from supersymmetric branes. Therefore, it seems less obvious that also for fixed complex structure only a finite number of solutions exists. We will argue in the next section that this is indeed the case. The reader who is not so interested in these technical details may jump directly to section 5.2.

5.1. Finiteness of solutions

After recalling the definitions of the model from section 2.2, we would like to add that the coprime condition on the wrapping numbers (n_I, m_I) translates into the following condition on the 3-cycle wrapping numbers

$$\prod_{I=1}^3 \gcd(Y_0, X_I) = Y_0^2. \quad (5.1)$$

The proof for this can be found in Appendix B. Now we would like to evaluate the various conditions the wrapping numbers (X_I, Y_I) have to satisfy in order to see whether finitely many solutions exist.

First, we want to write the expressions more symmetrically and transform $(X_I, Y_I) \rightarrow (-X_I, -Y_I)$ for $I = 1, 2, 3$. Moreover we define $U_0 = 1$, which allows us to write the supersymmetry conditions as

$$\begin{aligned}\sum_I Y_I \frac{1}{U_I} &= 0, \\ \sum_I X_I U_I &> 0,\end{aligned}\tag{5.2}$$

whereas the general consistency conditions are

$$\begin{aligned}X_I Y_I &= X_J Y_J \quad \text{for all } I, J, \\ X_I X_J &= -Y_K Y_L, \\ X_L (Y_L)^2 &= -X_I X_J X_K, \\ Y_L (X_L)^2 &= -Y_I Y_J Y_K \quad \text{for all } I \neq J \neq K \neq L \neq I.\end{aligned}\tag{5.3}$$

Multiplying each of the four tadpole equations

$$\sum_a N_a X_{a,I} = L_I\tag{5.4}$$

by U_I and adding them all up yields together with (5.2) the constraint

$$0 < \sum_{I=0}^3 X_I U_I \leq \sum_I L_I U_I.\tag{5.5}$$

Now let us distinguish the three cases that either one, two or four of the X_I are non-vanishing. The case that only one X_I vanishes is excluded by (5.3).

For the case that only one X_I is non-vanishing, the brane lies precisely on top of one of the four orientifold planes and supersymmetry imposes no constraint on the complex structures.

In the case that two X_I are non-vanishing, we are exactly in the situation we discussed for the 6D model. Supersymmetry implies that the $X_I > 0$ so that the contributions to the tadpole conditions are non-negative. In addition, one of the three complex structures is fixed at a rational value, whereas the other two remain as free parameters.

Some new aspects appear for the case of all X_I non-vanishing. The constraints (5.3) imply immediately that an odd number of the X_I have to be negative.

If three $X_i < 0$ and, say, $X_A > 0$, then the supersymmetry condition can be written as

$$\sum_I Y_I \frac{1}{U_I} = \frac{Y_A}{U_A} \left(1 + \sum_i \frac{X_A U_A}{X_i U_i} \right) = 0,\tag{5.6}$$

which implies $X_i U_i < -X_A U_A$ for all i . However, this is in contradiction with the other supersymmetry condition

$$X_A U_A \left(1 + \sum_i \frac{X_i U_i}{X_A U_A} \right) > 0, \quad (5.7)$$

so that we conclude that no supersymmetric branes with three $X_i < 0$ exist.

What remains is the case that three $X_i > 0$ and one $X_A < 0$. In this case the same argument as above yields $X_i U_i > -X_A U_A$ and does not give any contradiction. Note that the supersymmetry condition (5.6) allows us to express X_A in terms of the positive X_i

$$X_A = -\frac{1}{\sum_i \frac{U_A}{U_i X_i}}. \quad (5.8)$$

The upper bound in (5.5) can be further evaluated as

$$\sum_I L_I U_I \geq X_A U_A + \sum_j X_j U_j > X_i U_i > 0 \quad (5.9)$$

for any of the three possible i , where we have used the relation $X_i U_i > -X_A U_A$.

As in the 6D case, we can argue that if we take a sufficient number of these branes, then the complex structures are fixed at rational values. So let us write $U_I = u_{I,2}/u_{I,1}$ with $u_{I,2}, u_{I,1} \in \mathbb{N}$ and relatively coprime. Then the constraint (5.9) can be expressed as

$$1 \leq X_i \leq \frac{\sum_{P=0}^3 u_{P,2} u_{Q,1} u_{R,1} u_{S,1} L_P}{u_{i,2} u_{J,1} u_{K,1} u_{L,1}} \quad (5.10)$$

for $P \neq Q \neq R \neq S \neq P$ and $i \neq J \neq K \neq L \neq i$. Thus, we conclude that for fixed complex structures only a finite number of branes is admissible. It is much harder to see that for fixed L_I also only a finite number of complex structures allows any solution to the constraint (5.10). A computer analysis however suggests that this is indeed the case. If this is really true, then analogously to the 6D case, we would argue that modulo moduli space identifications, for fixed L_I there exists only a finite number of solutions to the tadpole cancellation conditions.

5.2. Counting tadpole solutions

Now we proceed completely along the lines of the higher dimensional examples and compute the total number of solutions to the tadpole cancellation conditions for fixed complex structures U_1, U_2, U_3 . Let us denote by S_U the total set of the three classes of supersymmetric branes described in the last section. By now we are quite familiar with the integrals appearing so that we can present them without too many comments,

$$\mathcal{N}(L_I) \simeq \frac{1}{(2\pi i)^4} \oint dq_0 dq_1 dq_2 dq_3 \exp\left(\sum_{X_I \in S_U} \frac{\prod_I q_I^{X_I}}{1 - \prod_I q_I^{X_I}} - \sum_I (L_I + 1) \log q_I \right). \quad (5.11)$$

The asymptotic growth of this expression can be deduced by the SPA now in the four variables q_0, q_1, q_2, q_3 . In Figure 24 we have shown the result of a numerical evaluation of this saddle point.

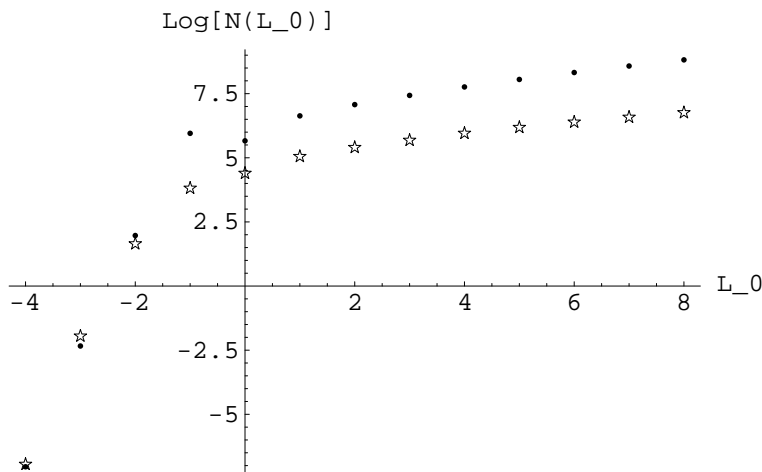


Fig. 24: The total number of solutions for $L_1 = L_2 = L_3 = 8$. Dots: multiple wrapping, stars: coprime wrapping numbers.

As compared to the 8D and 4D models, a new feature appears here which is rooted in the possibility to have supersymmetric D-brane models even for the case $L_0 < 0$. Looking at Figure 24, we observe that the curve for $L_0 \geq 0$ still scales like $\exp(\sqrt{L_1 \log L_1})$, even though one could have guessed that the new class of branes with negative X_I somehow changes the behaviour. However, for the case $L_0 < 0$ these latter branes become relevant, as without at least one of them no solution to the tadpole cancellation conditions can exist. However, these branes have non-trivial winding on all three T^2 s, so that they are rather long leaving little room for other branes. Therefore, we expect that for $L_0 < 0$ the number of solutions decreases dramatically as can be nicely seen in Figure 24.

5.3. Probability of $SU(M)$ gauge symmetry

For fixed L_I the probability to find an $SU(M)$ gauge factor is given by

$$P(M, L_I) \simeq \frac{1}{\mathcal{N}(L_I)(2\pi i)^4} \oint \left(\prod_I dq_I \right) \exp \left(\sum_{X_I \in S_U} \frac{\prod_I q_I^{X_I}}{1 - \prod_I q_I^{X_I}} \right. \\ \left. + \log \left(\sum_{X_I \in S_U} \left(\prod_I q_I^{M X_I} \right) \right) - \sum_I (L_I + 1) \log q_I \right). \quad (5.12)$$

In Figure 25 we show the resulting distribution for $L_I = 4 \forall I$ and realize that it also decreases exponentially for larger M .

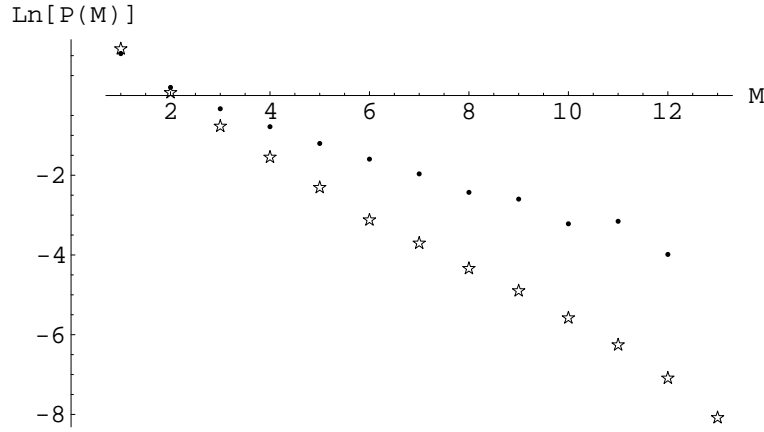


Fig. 25: The probability for finding at least one $SU(M)$ gauge factor for $L_I = 4, \forall I$. The result for non-coprime/coprime wrapping numbers is represented by the dots/stars.

For $\sum_i M_i \ll \sum_I L_I$ we again find that the occurrence of a gauge factor $\prod_i SU(M_i)$ is given by the product of the probabilities for the occurrence of each factor, $P(\vec{M}) = \prod_i P(M_i)$.

For realising the Standard Model with four intersecting branes, we learn that an upper bound of their probability is $P_{SM} = P(3)P(2)P(1)P(1)$. Of course, more conditions arise when we require that the hypercharge $U(1)_Y$ remains massless after taking the Green-Schwarz mechanism into account.

5.4. The rank distribution

The likelihood to find a gauge group of rank $r = \sum_a N_a$ can be determined from the

integral

$$P(r, L_I) \simeq \frac{1}{\mathcal{N}(L_I) (2\pi i)^5} \oint \left(\prod_I dq_I \right) dz \exp \left(\sum_{X_I \in S_U} \frac{z \prod_I q_I^{X_I}}{1 - z \prod_I q_I^{X_I}} - \sum_I (L_I + 1) \log q_I - (r + 1) \log z \right). \quad (5.13)$$

In Figure 26 we show the resulting rank distribution for $L_0 = L_1 = L_2 = L_3 = 8$, $U_I = 1$ and both non-coprime and coprime wrapping numbers.

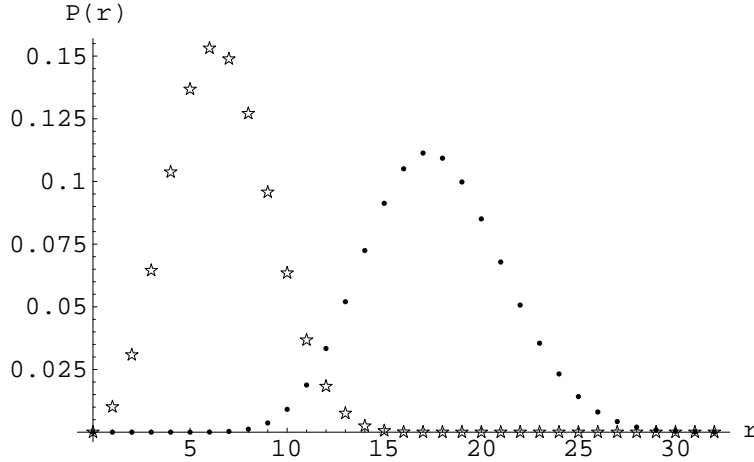


Fig. 26: The rank distribution for $L_0 = L_1 = L_2 = L_3 = 8$, $U_I = 1$ and both non-coprime (dots) and coprime (stars) wrapping numbers.

Since it is interesting to see what happens on the new branch $L_0 < 0$, in Figure 27 we displayed the rank distributions for $L_1 = L_2 = L_3 = 8$ and the choices $L_0 = 8$ and $L_0 = -2$.

For $L_0 \geq 0$ the distribution still has the familiar Gaussian shape, where the maximum lies approximately at $(\sum_I L_I)/2$. For $L_0 < 0$ the shape of the curve is still Gaussian, but the maximum is at a much smaller value than $r = (\sum_I L_I)/2$. This can be understood by the fact that in this case the special set of supersymmetric branes with some $X_a < 0$ has to be present. Since these branes are rather long, one expects the rank of the gauge group to be reduced.

5.5. The chirality distribution

Recall that in 6D we defined a measure for the chirality in the model by the number of symmetric plus antisymmetric representations of a gauge factor. Here, to be closer to

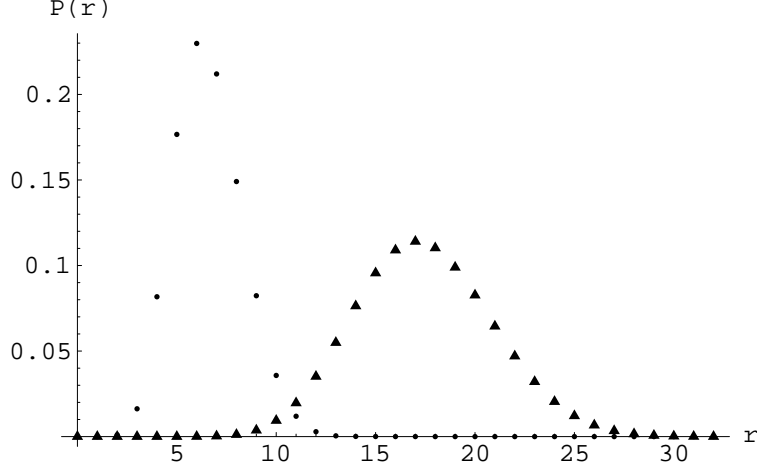


Fig. 27: The rank distribution for $L_1 = L_2 = L_3 = 8$, $U_I = 1$ and non-coprime wrapping numbers. The dotted curve is for $L_0 = -2$ and the one with triangles for $L_0 = 8$.

the question of the probability of a three generation model, it is more appropriate to take the intersection number I_{ab} between two different stacks of D-branes. More accurately we should take the number

$$\chi = I_{a'b} - I_{ab} = 2 \vec{Y}_a \vec{X}_b, \quad (5.14)$$

which in our case of rectangular tori is always even, but can become odd for tilted ones [45]. For the distribution of this intersection number in the ensemble of 4D intersecting brane models with fixed complex structure and L_I one obtains

$$\begin{aligned} P(\chi, L_I) \simeq & \frac{1}{\mathcal{N}(L_I) (2\pi i)^4} \oint \left(\prod_I dq_I \right) \exp \left[\sum_{X_I \in S_U} \frac{\prod_I q_I^{X_I}}{1 - \prod_I q_I^{X_I}} \right. \\ & - 2 \log \left(\sum_{X_I \in S_U} \frac{\prod_I q_I^{X_I}}{1 - \prod_I q_I^{X_I}} \right) + \log \left(\sum_{X_{a,I}, X_{b,I} \in S_{U,\chi}} \frac{\prod_I q_I^{X_{a,I}}}{1 - \prod_I q_I^{X_{a,I}}} \frac{\prod_I q_I^{X_{b,I}}}{1 - \prod_I q_I^{X_{b,I}}} \right) \\ & \left. - \sum_I (L_I + 1) \log q_I \right]. \end{aligned} \quad (5.15)$$

Our results for the chirality distribution displayed in Figure 28 clearly exhibit number theoretical effects in that the values for prime $\frac{\chi}{2}$ tend to scatter around the approximate straight line formed by the other dots. Although much weaker, this effect can already be observed in the corresponding 6D chirality distribution in Figure 20 and merely reflects the special factorization properties of prime numbers.

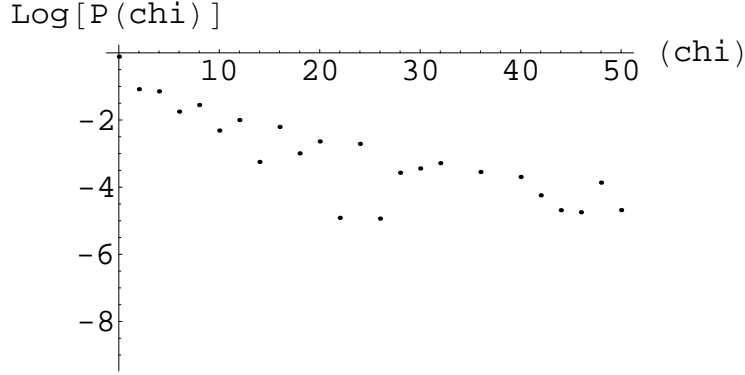


Fig. 28: The chirality distribution for $L_0 = L_1 = L_2 = L_3 = 8$, $U_I = 1$ and multiple wrapping.

5.6. Statistical correlations

Finally, the statistical correlation between the rank of the gauge group and the chirality can be computed as

$$\begin{aligned}
P(\chi, r, L_I) \simeq & \frac{1}{\mathcal{N}(L_I) (2\pi i)^5} \oint \left(\prod_I dq_I \right) dz \exp \left[\sum_{X_I \in S_U} \frac{z \prod_I q_I^{X_I}}{1 - z \prod_I q_I^{X_I}} \right. \\
& - 2 \log \left(\sum_{X_I \in S_U} \frac{z \prod_I q_I^{X_I}}{1 - z \prod_I q_I^{X_I}} \right) + \log \left(\sum_{X_{a,I}, X_{b,I} \in S_{U,\chi}} \frac{z \prod_I q_I^{X_{a,I}}}{1 - z \prod_I q_I^{X_{a,I}}} \frac{z \prod_I q_I^{X_{b,I}}}{1 - z \prod_I q_I^{X_{b,I}}} \right) \\
& \left. - \sum_I (L_I + 1) \log q_I - (r + 1) \log z \right].
\end{aligned} \tag{5.16}$$

As can be seen from Figure 29, the maximum of the rank distribution takes smaller values for increasing chirality, in agreement with the naive expectation from the tadpole cancellation conditions.

6. Combination with flux compactification

So far we have only discussed the case where the gauge theory sector of intersecting branes is completely decoupled from the flux sector. That means that in a concrete setting the non D-brane contributions L_I to the tadpole cancellation conditions are fixed by the orientifold planes. However, it is known that three-form fluxes in the Type IIB T-dual

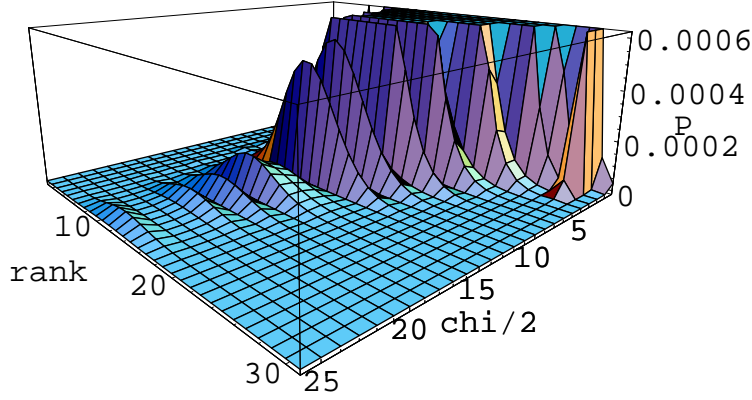


Fig. 29: Rank-chirality correlation for $L_0 = L_1 = L_2 = L_3 = 8$, $U_I = 1$ and multiple wrapping.

models also give a positive contribution to the 4-form tadpole condition. Therefore, the effective non D-brane contribution to the 4-form tadpole is $L_0 - N_{flux}$. To avoid confusion in the following, please note that the former complex structure moduli in the T-dual model become Kähler moduli and vice versa.

In this section we would like to get a rough insight into the statistical implications in the gauge theory sector if we also take the degeneration of flux vacua into account. In [24] a formula for the number of flux vacua for given $N_{flux} \leq L^*$ was derived, which had the peculiar scaling

$$\mathcal{N} \simeq (L^*)^K, \quad (6.1)$$

where K is the number of three-cycles. This scaling behaviour is a good approximation as long as $L^* \gg K$, in which case the discrete sums could be estimated by continuous integrals [24,46]. In the case we are discussing here, we have $L^* \leq 8$ and $K \simeq 10$, if we only allow for bulk fluxes, and $K \simeq 100$, if we consider twisted 3-form fluxes, too. Therefore, we are not really in the regime where we can trust the scaling (6.1). Nevertheless, as shown in [46] one can still find polynomial scalings for $L^* \sim K$, so that we use (6.1) as a rough estimate of what one can expect. In fact, we assume that the derivative of (6.1) gives the number of flux vacua for fixed $N = L^*$. Note that the aim here is only to get a first glimpse of what can happen when one combines the flux statistics with the D-brane statistics. Note also that N_{flux} is bounded from above by the requirement that the conditions (5.9) admit any non-trivial solution. Only branes with all $X_I \neq 0$ can compensate a negative $L_0 - N_{flux}$.

In the following, we leave the precise value of K in (6.1) open and check how the various gauge sector distributions change depending on the value of K . To determine the statistics, we now have to sum over all possible values of N_{flux} and weight each term with the degeneracy (6.1). Since we expect the distributions not to depend strongly on the Type IIA complex structure moduli (Type IIB Kähler moduli), we are just choosing the specific value $U_I = 1$ for simplicity. For the rank distribution for instance we now get the following expression

$$\overline{P}(r) = \frac{1}{N_{norm}} \sum_{N_{flux}=0}^{N_{flux}^{max}} (N_{flux} + 1)^K \mathcal{N}(r; L_0 - N_{flux}, L_1, L_2, L_3), \quad (6.2)$$

where $\mathcal{N}(r, L_I)$ is just the unnormalised part of the distribution (5.13) and N_{norm} the new normalization constant. We introduced the factor $(N_{flux} + 1)$ so that $N_{flux} = 0$ also contributes non-trivially. In figure 30 we show the resulting distribution for the $\mathbb{Z}_2 \times \mathbb{Z}_2$ orientifold.

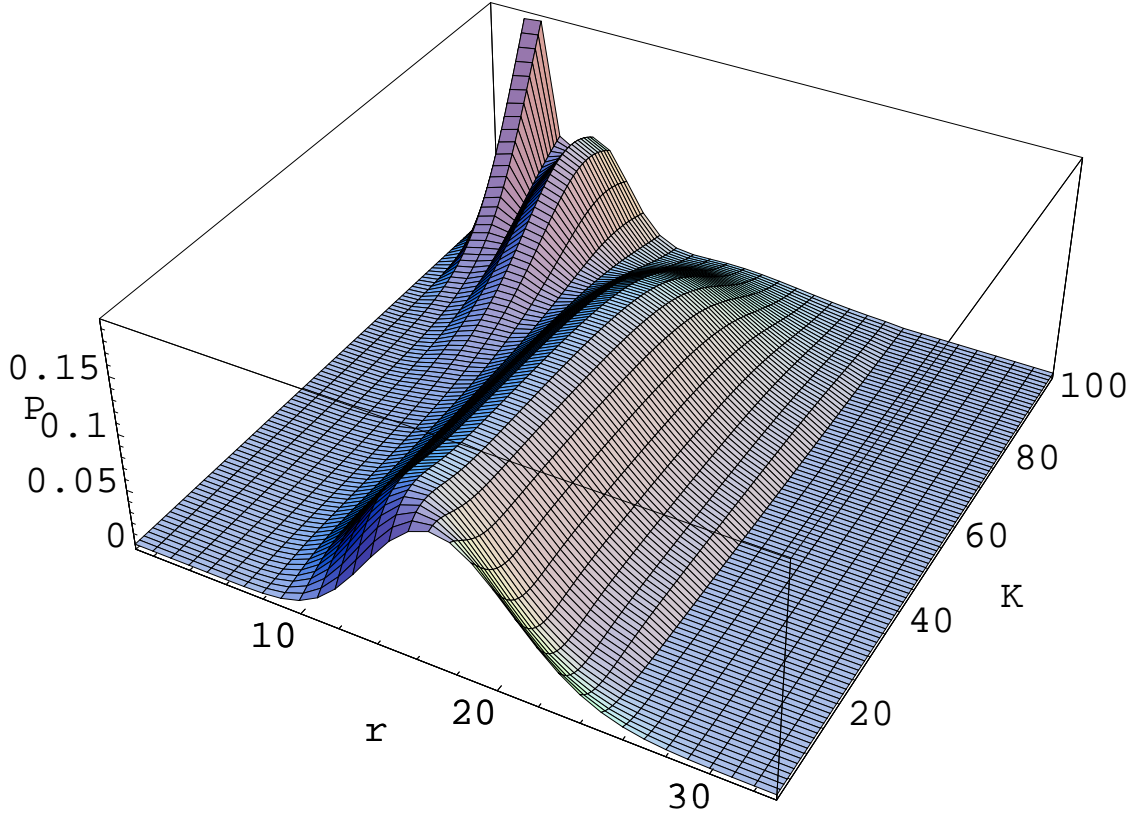


Fig. 30: The rank distribution after averaging over flux vacua for $L_0 = L_1 = L_2 = L_3 = 8$, $U_I = 1$ and $N_{flux}^{max} = 11$.

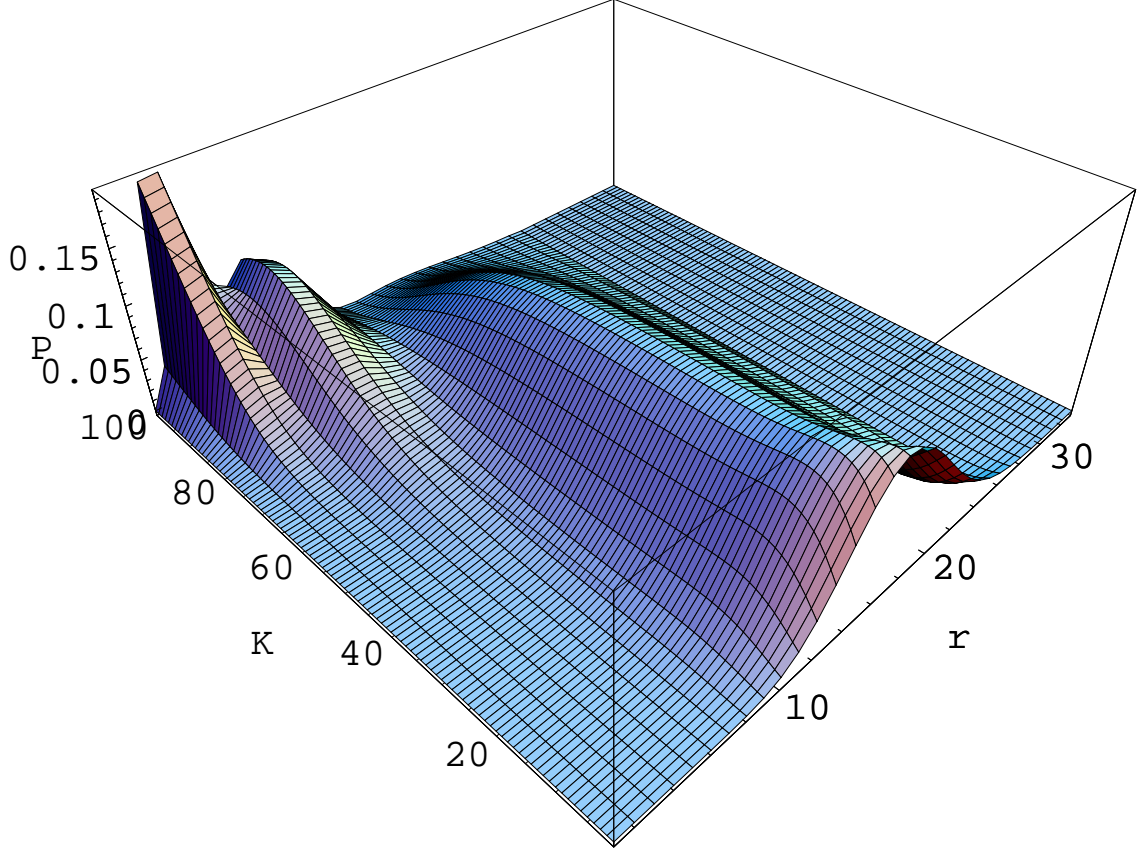


Fig. 31: The rank distribution after averaging over flux vacua for $L_0 = L_1 = L_2 = L_3 = 8$, $U_I = 1$ and $N_{flux}^{max} = 11$.

From another angle the same distribution looks like shown in Figure 31.

For a large range of values for K , one finds essentially the same rank distribution as for fixed L_0 , a Gauss curve with a maximum at around $r_{max} \simeq 16$. However for values $K > 70$ new maxima appear for small values of r , which come from the fact that in this case the large number of flux vacua dominates the statistics and gives a larger weight to the actual few brane solutions with $L_0 < 0$. Maybe it has no actual significance, but let us observe that the semi-realistic flux vacua constructed in [32] belong precisely to this latter regime.

Naively, one could have expected that at least for certain values of K one obtains a uniform distribution for the rank of the gauge group, but this does not seem to be the case. This first estimate of the influence of the flux sector on the distribution of gauge theoretic observables seems to tell us that even after averaging over the flux vacua one still gets non-trivial distributions of the gauge theory observables.

Of course here we have just gained a first glimpse and it would be interesting to statistically analyse the effect on other gauge theory observables and in particular on those, which depend on the Type IIB complex structure moduli and therefore on the flux side of the model. More detailed physical quantities like Yukawa couplings [47] or soft supersymmetry breaking terms [23] fall into this category.

7. Conclusions

In this paper we have investigated the statistical behaviour of solutions to the stringy tadpole cancellation conditions as they appear for intersecting D-brane models. Realizing that the problem of counting just solutions is similar in spirit to the evaluation of the asymptotic growth of the number of partitions, we have developed similar methods for counting solutions to tadpole equations. These methods are based on the saddle point approximation of the naturally occurring integrals and could be generalised to compute more sophisticated distributions of physical quantities. We have demonstrated for a simple enough 8D toy model that this approximate method is indeed in good agreement with an exact numerical computation of all solutions. Even when the absolute values differ by, say, one order of magnitude, the leading order saddle point approximation provides already a very good picture of the qualitative features of the statistical distributions.

Encouraged by these observations we moved forward and applied similar methods to two concrete intersecting D-brane models in 6D and 4D. As a byproduct of our considerations we proved and, respectively, gave very strong evidence that the number of solutions of the tadpole cancellation conditions in the class of special Lagrangian cycles is finite, even allowing varying complex structures. We found that many of the qualitative features appearing in physically more interesting 6D and 4D examples were already visible in the 8D toy model. Intriguingly, in the former models we observed a statistical correlation between the number of families and the rank of the gauge group. This confirms that string theory as a constrained system can indeed give rise to non-trivial statistical correlations between physically relevant and measurable quantities. As was pointed out, such correlations might eventually lead to a statistical falsification of string theory or at least to statistical support for its relevance in nature. Since we are just beginning to explore the string theory landscape and develop mathematical methods for this purpose, it is way too early to make any definite statement.

We are very optimistic that the general methods developed here can also be applied to other statistical problems on the string theory landscape like counting of other types of string theory vacua. The moment one arrives at similar constraints for integer valued quantities which admit a large amount of solutions, these methods should work. We have in mind for instance counting heterotic vacua like the subclass of toroidal orbifolds with Wilson lines or the statistical analysis of Gepner model orientifolds [48]. In the latter case a systematic computer search for semi-realistic models has been pioneered in [49].

Of course eventually one has to perform the statistics over the ensemble of all string vacua and the various techniques developed for certain aspects such as counting of flux vacua and counting of tadpole solutions must be combined. We got a first glimpse of what can happen in this case in section 6. Many ways to improve our understanding of the statistics on the string theory landscape lie ahead and we are very curious to which conclusions they will finally lead us. Can we ever falsify string theory or provide at least strong statistical evidence for it or do we have to face the unsatisfactory conclusion that we will never know? But even if we can gain statistical evidence, can we then move beyond this approach and really find at least some of the realistic string vacua, which from the phenomenological point of view would still be quite valuable, or do we have to face the also depressing scenario that - in the finite amount of time their species exists - the best physicists can learn about the underlying structure of the universe, are statistical correlations?

Acknowledgements

We would like to thank Prof. O. Forster and Peter Mayr for helpful discussion. We are grateful to Andreas Wisskirchen and Thomas Hahn for technical support.

Appendix A. Coprime wrapping numbers in 6D

The quantities X_I, Y_I are defined in (2.11) and satisfy the relation (2.12). In this appendix we want to show how to recover the wrapping numbers from given $X_I, Y_I \in \mathbb{Z}$ and how to implement the coprime condition which the wrapping numbers should fulfil.

Of course we have the problem that not all chosen values for $X_I, Y_I \in \mathbb{Z}$ with $X_1 X_2 = Y_1 Y_2$ correspond to configurations with coprime wrapping numbers, e.g. take $X_1 = -X_2 = Y_2 = -Y_1 = 2$. First we search for resolutions for non-coprime wrapping numbers $(n_I, m_I) = a_I (p_I, q_I)$ with p_I, q_I coprime. Defining $\alpha \equiv a_1 a_2$ we can write

$$\begin{aligned}\alpha p_1 &= \gcd(X_1, Y_1), \\ \alpha p_2 &= \gcd(X_1, Y_2), \\ \alpha q_1 &= \gcd(X_2, Y_2), \\ \alpha q_2 &= \gcd(X_2, Y_1),\end{aligned}\tag{A.1}$$

and the coprime numbers are given by

$$\begin{aligned}p_1 &= \frac{X_1}{\gcd(X_1, Y_2)} = \frac{Y_1}{\gcd(X_2, Y_1)}, \\ p_2 &= \frac{X_1}{\gcd(X_1, Y_1)} = \frac{Y_2}{\gcd(X_2, Y_2)}, \\ q_1 &= \frac{X_2}{\gcd(X_2, Y_1)} = \frac{Y_2}{\gcd(X_1, Y_2)}, \\ q_2 &= \frac{X_2}{\gcd(X_2, Y_2)} = \frac{Y_1}{\gcd(X_1, Y_1)},\end{aligned}\tag{A.2}$$

while the global prefactor α can be written as

$$\begin{aligned}\alpha &= \frac{\gcd(X_1, Y_2) \gcd(X_2, Y_2)}{Y_2} \\ &= \frac{\gcd(X_1, Y_2) \gcd(X_2, Y_1)}{X_1} \\ &= \frac{\gcd(X_2, Y_1) \gcd(X_1, Y_1)}{Y_1} \\ &= \frac{\gcd(X_2, Y_2) \gcd(X_2, Y_1)}{X_2}.\end{aligned}\tag{A.3}$$

From (A.2) and (A.3) one sees, that all p_I, q_I, α have exactly one expression in terms of X_1, X_2, Y_2 . By construction, p_I, q_I are integers, upon $Y_1 = \frac{X_1 X_2}{Y_2} \in \mathbb{Z}$ one can also easily see that the formulae above give an integer α .

To summarize, given integers X_1, X_2, Y_2 with $\frac{X_1 X_2}{Y_2} \in \mathbb{Z}$ can be rewritten in terms of coprime wrapping numbers p_I, q_I and a global prefactor α . Now, the condition for no multiple wrappings reads $\alpha = 1$, from which we recover (4.1).

Appendix B. Coprime wrapping numbers in 4D

With the definition from section 2, we first have to recover the coprime integer wrapping numbers from X_I, Y_I . We start as in the 6D case with non-coprime ones. Now we search for resolutions for non-coprime wrapping numbers $(n_I, m_I) = a_I (p_I, q_I)$ with p_I, q_I coprime and define $\alpha \equiv a_1 a_2 a_3$. Then we have for $I \neq J \neq K \neq I, I, J, K \in \{1, 2, 3\}$

$$\begin{aligned}\alpha p_I p_J &= \gcd(X_0, Y_K), \\ \alpha q_I q_J &= \gcd(Y_0, X_K), \\ \alpha p_I q_J &= \gcd(X_I, Y_J),\end{aligned}\tag{B.1}$$

and thereby

$$\begin{aligned}p_K &= \frac{X_0}{\gcd(X_0, Y_K)} = \frac{Y_J}{\gcd(X_I, Y_J)} = \frac{X_K}{\gcd(Y_0, X_K)}, \\ q_K &= \frac{Y_0}{\gcd(Y_0, X_K)} = \frac{X_I}{\gcd(X_I, Y_J)} = \frac{Y_K}{\gcd(X_0, Y_K)},\end{aligned}\tag{B.2}$$

and several relations of the form

$$\begin{aligned}\alpha p_K &= \frac{X_K}{q_I q_J} = \frac{X_0}{p_I p_J} = \frac{Y_I}{q_I p_J}, \\ \alpha q_K &= \frac{Y_K}{p_I p_J} = \frac{Y_0}{q_I q_J} = \frac{X_I}{p_I q_J},\end{aligned}\tag{B.3}$$

which lead to the expression in terms of only X_0, Y_0, X_K

$$\alpha = X_0 \prod_{I=1}^3 \frac{\gcd(Y_0, X_I)}{X_I} = \frac{1}{(Y_0)^2} \prod_{I=1}^3 \gcd(Y_0, X_I).\tag{B.4}$$

The final condition for no multiple wrappings reads $\alpha = 1$. This gives equation (5.1).

Appendix C. Summary of the computational technique

In this section we would like to briefly summarise the main computational technique we used to determine the distribution of various gauge theoretic observables in the ensemble of intersecting D-brane models for fixed geometric background.

The first step is to determine all or at least a large, preferably representative subset of supersymmetric branes. After solving the supersymmetry constraints, in all our examples

this was given by a subset S of the naively allowed wrapping numbers X_I . Then the total number of solutions to the tadpole cancellation conditions

$$\sum_{a=1}^k N_a X_{a,I} = L_I \quad (\text{C.1})$$

with $I = 1, \dots, b_3/2$ is given by the expression

$$\mathcal{N}(\vec{L}) \simeq \frac{1}{(2\pi i)^{\frac{b_3}{2}}} \oint \prod_I \frac{dq_I}{q_I^{L_I+1}} \exp \left(\sum_{X_I \in S} \frac{\prod_I q_I^{X_I}}{1 - \prod_I q_I^{X_I}} \right). \quad (\text{C.2})$$

which can be evaluated at leading order by a saddle point approximation with

$$f(\vec{q}) = \sum_{X_I \in S} \frac{\prod_I q_I^{X_I}}{1 - \prod_I q_I^{X_I}} - \sum_I (L_I + 1) \log q_I. \quad (\text{C.3})$$

The saddle point is determined by the condition $\nabla f(\vec{q})|_{\vec{q}_0} = 0$, and the second order saddle point approximation reads

$$\mathcal{N}^{(2)}(\vec{L}) = \frac{1}{\sqrt{2\pi}^{\frac{b_3}{2}}} \frac{e^{f(\vec{q}_0)}}{\sqrt{\det \left[\left(\frac{\partial^2 f}{\partial q_I \partial q_J} \right) \right]_{q_0}}}. \quad (\text{C.4})$$

An observable \mathcal{O} in this example is given by a function $\mathcal{O}(\mathbf{N}, \mathbf{X}_I)$, where here \mathbf{N} and \mathbf{X}_I denote vectors with respect to the number of stacks. The expectation value of this observable in our ensemble is defined as

$$\begin{aligned} \langle \mathcal{O}(\mathbf{N}, \mathbf{X}_I) \rangle(\vec{L}) \simeq & \frac{1}{\mathcal{N}(\vec{L}) (2\pi i)^{\frac{b_3}{2}}} \oint \left(\prod_I \frac{dq_I}{q_I^{L_I+1}} \right) \sum_{k=1}^{\infty} \frac{1}{k!} \sum_{N_1=1}^{\infty} \dots \sum_{N_k=1}^{\infty} \sum_{X_{1,I} \in S} \dots \sum_{X_{k,I} \in S} \\ & \left(\prod_I q_I^{\mathbf{N} \mathbf{X}_I} \right) \mathcal{O}(\mathbf{N}, \mathbf{X}_I) \end{aligned} \quad (\text{C.5})$$

Depending on the actual form of $\mathcal{O}(\mathbf{N}, \mathbf{X}_I)$ these sums can be further simplified and in the best case reduced to just a few sums over S . The final expression is then to be evaluated using a saddle point approximation.

Similarly the distribution of $\mathcal{O}(\mathbf{N}, \mathbf{X}_I) = r$ is given by the expression

$$\begin{aligned} P(r; \vec{L}) \simeq & \frac{1}{\mathcal{N}(\vec{L}) (2\pi i)^{\frac{b_3}{2}+1}} \oint \prod_I \left(\frac{dq_I}{q_I^{L_I+1}} \right) \frac{dz}{z^{r+1}} \sum_{k=1}^{\infty} \frac{1}{k!} \sum_{N_1=1}^{\infty} \dots \sum_{N_k=1}^{\infty} \sum_{X_{1,I} \in S} \dots \sum_{X_{k,I} \in S} \\ & \left(\prod_I q_I^{\mathbf{N} \mathbf{X}_I} \right) z^{\mathcal{O}(\mathbf{N}, \mathbf{X}_I)}. \end{aligned} \quad (\text{C.6})$$

Again simplifications can occur for certain choices of $\mathcal{O}(\mathbf{N}, \mathbf{X}_I)$, which in effect also simplify the saddle point approximation.

One can easily derive further generalisations of these expressions, which in one way or the other will be appropriate to study similar statistical questions concerned with counting solutions to discrete stringy consistency conditions.

References

- [1] N. Arkani-Hamed, S. Dimopoulos, and G. Dvali, "The Hierarchy Problem and New Dimensions at a Millimeter", *Phys. Lett. B* **429** (1998) 263, hep-ph/9803315;
I. Antoniadis, N. Arkani-Hamed, S. Dimopoulos, and G. Dvali, "New Dimensions at a Millimeter to a Fermi and Superstrings at a TeV", *Phys. Lett. B* **436** (1998) 257, hep-ph/9804398.
- [2] M. Kreuzer and H. Skarke, "Complete classification of reflexive polyhedra in four dimensions," *Adv. Theor. Math. Phys.* **4**, 1209 (2002) [arXiv:hep-th/0002240].
- [3] A. Strominger, "Superstrings With Torsion," *Nucl. Phys. B* **274**, 253 (1986);
J. Polchinski and A. Strominger, "New Vacua for Type II String Theory," *Phys. Lett. B* **388**, 736 (1996) [arXiv:hep-th/9510227];
K. Becker and M. Becker, "M-Theory on Eight-Manifolds," *Nucl. Phys. B* **477**, 155 (1996) [arXiv:hep-th/9605053];
J. Michelson, "Compactifications of type IIB strings to four dimensions with non-trivial classical potential," *Nucl. Phys. B* **495**, 127 (1997) [arXiv:hep-th/9610151];
B. R. Greene, K. Schalm and G. Shiu, "Warped compactifications in M and F theory," *Nucl. Phys. B* **584**, 480 (2000) [arXiv:hep-th/0004103];
M. Grana and J. Polchinski, "Supersymmetric three-form flux perturbations on AdS(5)," *Phys. Rev. D* **63**, 026001 (2001) [arXiv:hep-th/0009211];
G. Curio, A. Klemm, D. Lüst and S. Theisen, "On the vacuum structure of type II string compactifications on Calabi-Yau spaces with H-fluxes," *Nucl. Phys. B* **609**, 3 (2001) [arXiv:hep-th/0012213]. T. R. Taylor and C. Vafa, "RR flux on Calabi-Yau and partial supersymmetry breaking," *Phys. Lett. B* **474**, 130 (2000) [arXiv:hep-th/9912152]. P. Mayr, "On supersymmetry breaking in string theory and its realization in brane worlds," *Nucl. Phys. B* **593**, 99 (2001) [arXiv:hep-th/0003198].
- [4] K. Dasgupta, G. Rajesh and S. Sethi, "M theory, orientifolds and G-flux", *JHEP* **9908**, 023 (1999), hep-th/9908088.
- [5] S. B. Giddings, S. Kachru and J. Polchinski, "Hierarchies from fluxes in string compactifications," *Phys. Rev. D* **66**, 106006 (2002) [arXiv:hep-th/0105097].
- [6] S. Kachru, M. B. Schulz and S. Trivedi, "Moduli stabilization from fluxes in a simple IIB orientifold," *JHEP* **0310**, 007 (2003) [arXiv:hep-th/0201028].
- [7] B. S. Acharya, "A moduli fixing mechanism in M theory," arXiv:hep-th/0212294 ;
A. R. Frey and J. Polchinski, "N = 3 warped compactifications," *Phys. Rev. D* **65**, 126009 (2002) [arXiv:hep-th/0201029];
O. DeWolfe and S. B. Giddings, "Scales and hierarchies in warped compactifications and brane worlds," *Phys. Rev. D* **67**, 066008 (2003) [arXiv:hep-th/0208123];
P. K. Tripathy and S. P. Trivedi, "Compactification with flux on K3 and tori," *JHEP* **0303**, 028 (2003) [arXiv:hep-th/0301139];

- A. Giriyavets, S. Kachru, P. K. Tripathy and S. P. Trivedi, “Flux compactifications on Calabi-Yau threefolds,” JHEP **0404**, 003 (2004) [arXiv:hep-th/0312104].
- [8] S. Kachru, R. Kallosh, A. Linde and S. P. Trivedi, “De Sitter vacua in string theory,” Phys. Rev. D **68**, 046005 (2003) [arXiv:hep-th/0301240].
 - [9] C. Escoda, M. Gomez-Reino and F. Quevedo, “Saltatory de Sitter string vacua,” JHEP **0311**, 065 (2003) [arXiv:hep-th/0307160];
C. P. Burgess, R. Kallosh and F. Quevedo, “de Sitter string vacua from supersymmetric D-terms,” JHEP **0310**, 056 (2003) [arXiv:hep-th/0309187].
 - [10] F. Denef, M. R. Douglas and B. Florea, “Building a better racetrack,” JHEP **0406**, 034 (2004) [arXiv:hep-th/0404257].
 - [11] L. Görlich, S. Kachru, P. K. Tripathy and S. P. Trivedi, “Gaugino condensation and nonperturbative superpotentials in flux compactifications,” arXiv:hep-th/0407130.
 - [12] M. R. Douglas, “The statistics of string / M theory vacua,” JHEP **0305**, 046 (2003) [arXiv:hep-th/0303194].
 - [13] J. D. Brown and C. Teitelboim, “Dynamical Neutralization Of The Cosmological Constant,” Phys. Lett. B **195**, 177 (1987);
J. D. Brown and C. Teitelboim, “Neutralization Of The Cosmological Constant By Membrane Creation,” Nucl. Phys. B **297**, 787 (1988).
 - [14] R. Bousso and J. Polchinski, “Quantization of four-form fluxes and dynamical neutralization of the cosmological constant,” JHEP **0006**, 006 (2000) [arXiv:hep-th/0004134].
 - [15] M. R. Douglas, “Statistical analysis of the supersymmetry breaking scale,” arXiv:hep-th/0405279.
 - [16] S. Weinberg, “The Cosmological Constant Problem,” Rev. Mod. Phys. **61**, 1 (1989).
 - [17] L. Susskind, “The anthropic landscape of string theory,” arXiv:hep-th/0302219.
 - [18] L. Susskind, “Supersymmetry breaking in the anthropic landscape,” arXiv:hep-th/0405189.
 - [19] M. Dine, E. Gorbatov and S. Thomas, “Low energy supersymmetry from the landscape,” arXiv:hep-th/0407043.
 - [20] M. Dine, “Supersymmetry, naturalness and the landscape,” arXiv:hep-th/0410201.
 - [21] N. Arkani-Hamed and S. Dimopoulos, “Supersymmetric unification without low energy supersymmetry and signatures for fine-tuning at the LHC,” arXiv:hep-th/0405159.
 - [22] I. Antoniadis and S. Dimopoulos, “Splitting Supersymmetry in String Theory,” arXiv:hep-th/0411032;
C. Kokorelis, “Standard models and split supersymmetry from intersecting brane orbifolds,” arXiv:hep-th/0406258.
 - [23] P. G. Camara, L. E. Ibanez and A. M. Uranga, “Flux-induced SUSY-breaking soft terms,” Nucl. Phys. B **689**, 195 (2004) [arXiv:hep-th/0311241];
M. Grana, T. W. Grimm, H. Jockers and J. Louis, “Soft supersymmetry breaking

- in Calabi-Yau orientifolds with D-branes and fluxes,” Nucl. Phys. B **690**, 21 (2004) [arXiv:hep-th/0312232];
- D. Lüst, S. Reffert and S. Stieberger, “Flux-induced soft supersymmetry breaking in chiral type IIB orientifolds with D3/D7-branes,” arXiv:hep-th/0406092;
- P. G. Camara, L. E. Ibanez and A. M. Uranga, “Flux-induced SUSY-breaking soft terms on D7-D3 brane systems,” arXiv:hep-th/0408036;
- L. E. Ibanez, “The fluxed MSSM,” arXiv:hep-ph/0408064;
- D. Lüst, S. Reffert and S. Stieberger, “MSSM with soft SUSY breaking terms from D7-branes with fluxes,” arXiv:hep-th/0410074.
- [24] S. Ashok and M. R. Douglas, “Counting flux vacua,” JHEP **0401**, 060 (2004) [arXiv:hep-th/0307049].
- [25] A. Giryavets, S. Kachru and P. K. Tripathy, “On the taxonomy of flux vacua,” JHEP **0408**, 002 (2004) [arXiv:hep-th/0404243].
- [26] A. Misra and A. Nanda, “Flux vacua statistics for two-parameter Calabi-Yau’s,” arXiv:hep-th/0407252;
- J. P. Conlon and F. Quevedo, “On the explicit construction and statistics of Calabi-Yau flux vacua,” arXiv:hep-th/0409215.
- [27] M. Berkooz, M. R. Douglas and R. G. Leigh, ” Branes Intersecting at Angles”, Nucl. Phys. B **480** (1996) 265, hep-th/9606139;
- C. Bachas, ” A Way to Break Supersymmetry”, hep-th/9503030;
- R. Blumenhagen, L. Görlich, B. Kösrs and D. Lüst, ”Noncommutative Compactifications of Type I Strings on Tori with Magnetic Background Flux”, JHEP **0010** (2000) 006, hep-th/0007024;
- C. Angelantonj, I. Antoniadis, E. Dudas, A. Sagnotti, ” Type I Strings on Magnetized Orbifolds and Brane Transmutation”, Phys. Lett. B **489** (2000) 223, hep-th/0007090;
- G. Aldazabal, S. Franco, L. E. Ibanez, R. Rabadan, A. M. Uranga, ”Intersecting Brane Worlds”, JHEP **0102** (2001) 047, hep-ph/0011132 ;
- G. Aldazabal, S. Franco, L. E. Ibanez, R. Rabadan, A. M. Uranga, ” $D = 4$ Chiral String Compactifications from Intersecting Branes ”, J. Math. Phys. **42** (2001) 3103, hep-th/0011073;
- L. E. Ibanez, F. Marchesano and R. Rabadan, “Getting just the standard model at intersecting branes,” JHEP **0111**, 002 (2001) [arXiv:hep-th/0105155];
- R. Blumenhagen, B. Kösrs, D. Lüst and T. Ott, “The standard model from stable intersecting brane world orbifolds,” Nucl. Phys. B **616**, 3 (2001) [arXiv:hep-th/0107138];
- G. Honecker and T. Ott, “Getting just the supersymmetric standard model at intersecting branes on the $Z(6)$ -orientifold,” arXiv:hep-th/0404055.
- [28] M. Cvetič, G. Shiu and A. M. Uranga, ” Three-Family Supersymmetric Standard-like Models from Intersecting Brane Worlds” Phys. Rev. Lett. **87** (2001) 201801, hep-th/0107143;

- M. Cvetič, G. Shiu and A. M. Uranga, "Chiral Four-Dimensional $N=1$ Supersymmetric Type IIA Orientifolds from Intersecting D6-Branes", Nucl. Phys. B **615** (2001) 3, hep-th/0107166;
- M. Berkooz and R. G. Leigh, "A $D = 4$ $N = 1$ orbifold of type I strings," Nucl. Phys. B **483** (1997) 187, hep-th/9605049;
- S. Förste, G. Honecker and R. Schreyer, "Supersymmetric $Z(N) \times Z(M)$ orientifolds in 4D with D-branes at angles," Nucl. Phys. B **593** (2001) 127, hep-th/0008250.
- [29] A. M. Uranga, "Chiral four-dimensional string compactifications with intersecting D-branes," Class. Quant. Grav. **20**, S373 (2003) [arXiv:hep-th/0301032];
- E. Kiritsis, "D-branes in standard model building, gravity and cosmology," Fortsch. Phys. **52**, 200 (2004) [arXiv:hep-th/0310001];
- D. Lüst, "Intersecting brane worlds: A path to the standard model?," Class. Quant. Grav. **21**, S1399 (2004) [arXiv:hep-th/0401156].
- [30] J. Kumar and J. D. Wells, "Landscape cartography: A coarse survey of gauge group rank and stabilization arXiv:hep-th/0409218.
- [31] R. Blumenhagen, D. Lüst and T. R. Taylor, "Moduli stabilization in chiral type IIB orientifold models with fluxes," Nucl. Phys. B **663**, 319 (2003) [arXiv:hep-th/0303016];
- J. F. G. Cascales and A. M. Uranga, "Chiral 4d $N = 1$ string vacua with D-branes and NSNS and RR fluxes," JHEP **0305**, 011 (2003) [arXiv:hep-th/0303024];
- J. F. G. Cascales and A. M. Uranga, "Chiral 4d string vacua with D-branes and moduli stabilization," arXiv:hep-th/0311250;
- A. Font, " $Z(N)$ orientifolds with flux," arXiv:hep-th/0410206.
- [32] F. Marchesano and G. Shiu, "Building MSSM flux vacua," arXiv:hep-th/0409132;
- F. Marchesano and G. Shiu, "MSSM vacua from flux compactifications," arXiv:hep-th/0408059;
- F. Marchesano, G. Shiu and L. T. Wang, "Model Building and Phenomenology of Flux-Induced Supersymmetry Breaking on D3-branes," arXiv:hep-th/0411080.
- [33] M. Cvetič and T. Liu, "Supersymmetric Standard Models, Flux Compactification and Moduli Stabilization," arXiv:hep-th/0409032.
- [34] E. G. Gimon and J. Polchinski, "Consistency Conditions for Orientifolds and D-Manifolds", Phys. Rev. D **54** (1996) 1667, hep-th/9601038.
- [35] M. Cvetič, I. Papadimitriou and G. Shiu, "Supersymmetric three family $SU(5)$ grand unified models from type IIA orientifolds with intersecting D6-branes," Nucl. Phys. B **659**, 193 (2003) [Erratum-ibid. B **696**, 298 (2004)] [arXiv:hep-th/0212177];
- M. Cvetič and I. Papadimitriou, "More supersymmetric standard-like models from intersecting D6-branes on type IIA orientifolds," Phys. Rev. D **67**, 126006 (2003) [arXiv:hep-th/0303197];
- M. Cvetič, T. Li and T. Liu, "Supersymmetric Pati-Salam models from intersecting

- D6-branes: A road to the standard model,” Nucl. Phys. B **698**, 163 (2004) [arXiv:hep-th/0403061];
- M. Cvetič, P. Langacker, T. j. Li and T. Liu, “D6-brane splitting on type IIA orientifolds,” arXiv:hep-th/0407178.
- [36] R. Blumenhagen, F. Gmeiner, G. Honecker, D. Lüst and T. Weigand, ”work in progress”.
- [37] M. R. Douglas, “Statistics of string vacua,” arXiv:hep-ph/0401004.
- [38] F. Denef and M. R. Douglas, “Distributions of flux vacua,” JHEP **0405**, 072 (2004) [arXiv:hep-th/0404116].
- [39] M. R. Douglas, B. Shiffman and S. Zelditch, “Critical points and supersymmetric vacua, II: Asymptotics and extremal metrics,” arXiv:math.cv/0406089.
- [40] T. W. Grimm and J. Louis, “The effective action of $N = 1$ Calabi-Yau orientifolds,” Nucl. Phys. B **699**, 387 (2004) [arXiv:hep-th/0403067];
- H. Jockers and J. Louis, “The effective action of D7-branes in $N = 1$ Calabi-Yau orientifolds,” arXiv:hep-th/0409098.
- [41] R. Blumenhagen, V. Braun, B. Körs and D. Lüst, ” Orientifolds of K3 and Calabi-Yau Manifolds with Intersecting D-branes”, JHEP **0207** (2002) 026, hep-th/0206038;
- R. Blumenhagen, V. Braun, B. Körs and D. Lüst, ” The Standard Model on the Quintic”, hep-th/0210083.
- [42] G.E. Andrews, ”The Theory of Partitions”, Encyclopedia of Mathematics and its Applications”, Vol.2, Addison Wesley, (1976).
- [43] R. Wong, ”Asymptotic Approximations of Integrals”, Academic Press, New York (1989).
- [44] E. Witten, “Constraints On Supersymmetry Breaking,” Nucl. Phys. B **202**, 253 (1982).
- [45] R. Blumenhagen, B. Körs and D. Lüst, ” Type I Strings with F and B -Flux”, JHEP **0102** (2001) 030, hep-th/0012156.
- [46] O. De Wolfe, A. Giryavets, S. Kachru and W. Taylor, “Enumerating Flux Vacua with Enhanced Symmetries,” arXiv:hep-th/0411061.
- [47] D. Cremades, L. E. Ibanez and F. Marchesano, “Yukawa couplings in intersecting D-brane models,” JHEP **0307**, 038 (2003) [arXiv:hep-th/0302105];
- M. Cvetič and I. Papadimitriou, “Conformal field theory couplings for intersecting D-branes on Phys. Rev. D **68**, 046001 (2003) [Erratum-ibid. D **70**, 029903 (2004)] [arXiv:hep-th/0303083];
- S. A. Abel and A. W. Owen, “Interactions in intersecting brane models,” Nucl. Phys. B **663**, 197 (2003) [arXiv:hep-th/0303124];
- D. Cremades, L. E. Ibanez and F. Marchesano, “Computing Yukawa couplings from magnetized extra dimensions,” JHEP **0405**, 079 (2004) [arXiv:hep-th/0404229].

- [48] R. Blumenhagen and A. Wisskirchen, “Spectra of 4D, $N = 1$ type I string vacua on non-toroidal CY threefolds,” *Phys. Lett. B* **438**, 52 (1998) [arXiv:hep-th/9806131] ;
 G. Aldazabal, E. C. Andres, M. Leston and C. Nunez, “Type IIB orientifolds on Gepner points,” *JHEP* **0309**, 067 (2003) [arXiv:hep-th/0307183];
 R. Blumenhagen, “Supersymmetric orientifolds of Gepner models,” *JHEP* **0311**, 055 (2003) [arXiv:hep-th/0310244];
 I. Brunner, K. Hori, K. Hosomichi and J. Walcher, “Orientifolds of Gepner models,” arXiv:hep-th/0401137;
 R. Blumenhagen and T. Weigand, “Chiral supersymmetric Gepner model orientifolds,” *JHEP* **0402**, 041 (2004) [arXiv:hep-th/0401148] ;
 R. Blumenhagen and T. Weigand, “A note on partition functions of Gepner model orientifolds,” *Phys. Lett. B* **591**, 161 (2004) [arXiv:hep-th/0403299];
 G. Aldazabal, E. C. Andres and J. E. Juknevich, “Particle models from orientifolds at Gepner-orbifold points,” *JHEP* **0405**, 054 (2004) [arXiv:hep-th/0403262].
- [49] T. P. T. Dijkstra, L. R. Huiszoon and A. N. Schellekens, “Chiral supersymmetric standard model spectra from orientifolds of Gepner models,” arXiv:hep-th/0403196;
 T. P. T. Dijkstra, L. R. Huiszoon and A. N. Schellekens, “Supersymmetric Standard Model Spectra from RCFT orientifolds,” arXiv:hep-th/0411129.