

# EIGENVALUE SPACINGS FOR REGULAR GRAPHS

DMITRY JAKOBSON, STEPHEN D. MILLER,  
IGOR RIVIN AND ZEÉV RUDNICK

ABSTRACT. We carry out a numerical study of fluctuations in the spectrum of regular graphs. Our experiments indicate that the level spacing distribution of a generic  $k$ -regular graph approaches that of the Gaussian Orthogonal Ensemble of random matrix theory as we increase the number of vertices. A review of the basic facts on graphs and their spectra is included.

## 1. INTRODUCTION

A regular graph is a combinatorial structure consisting of a set  $V$  of  $|V|$  vertices, connected by edges. Two vertices are called neighbors of they are connected by an edge; the graph is  $k$ -regular if each vertex has exactly  $k$  neighbors. To such a graph one associates a combinatorial Laplacian, which operates on functions on the vertices by giving the sum of the differences between the values of a function  $f$  at a vertex and its neighbors:

$$\Delta f(x) = kf(x) - \sum_{y \sim x} f(y)$$

the sum being over all neighbors of the vertex  $x$ . The  $|V|$  eigenvalues  $0 = E_0 \leq E_1 \leq \dots \leq E_{|V|-1}$  lie in the interval between 0 and  $2k$ . If we take a sequence of graphs with the number of vertices  $|V| \rightarrow \infty$ , then under certain conditions (see Section 2) there is a limiting density of states analogous to Weyl's law. This gives a mean counting

---

*Date:* October 18, 2018.

*1991 Mathematics Subject Classification.* 81Q50, 15A18, 05C80, 15A52.

*Key words and phrases.* regular graphs, graph spectra, GOE, random matrices, quantum chaos.

The programs which generated our data were originally written by I. Rivin in C (using the LAPACK library). You can find the Python versions of these on <http://www.math.temple.edu/~rivin/software>.

function  $\bar{N}(E)$ , the expected number of levels below  $E$ , which we can use to measure the fluctuation properties of the eigenvalues in a large graph. If we “unfold” the sequence of eigenvalues (for instance by setting  $\hat{E}_j = \bar{N}(E_j)$ ), then we get a sequence  $\hat{E}_j$  with mean spacing unity:  $s_j := \hat{E}_{j+1} - \hat{E}_j \sim 1$ . The distribution function of the spacings  $\{s_i\} - P_N(s) = \frac{1}{N} \sum \delta(s - s_i)$  - is called the *level spacing distribution* of the graph. It is one of several quantities used to measure the statistical fluctuations of a spectrum. We wish to examine it in the limit as we increase the number of vertices to infinity.

Our motivation for studying these spectral fluctuations comes from the theory of Quantum Chaos, where one studies fluctuations of energy levels of dynamical systems, for instance the spectrum of the Laplacian of a manifold (where the classical motion is the geodesic flow). It has been conjectured that generically there is a remarkable dichotomy:

- (1) If the classical dynamics are **completely integrable**, then Berry and Tabor [2] conjectured that the fluctuations are the same as those of an uncorrelated sequence of levels, and in particular  $P(s) = e^{-s}$  is Poissonian.
- (2) If the classical dynamics are **chaotic** then Bohigas, Giannoni and Schmit [4], [5] conjectured that the fluctuations are modeled by the eigenvalues of a large random symmetric matrix - the Gaussian Orthogonal Ensemble (GOE)<sup>1</sup>.

That is, the statistics of the spectral fluctuations are **universal** in each of the two classes.

While some obvious counter-examples exist, such as the sphere in the integrable case (the levels are  $k(k+1)$  with multiplicity  $2k+1$ ), and more subtle examples in the chaotic case, such as the modular surface (the quotient of the upper half-plane by the modular group  $SL(2, \mathbf{Z})$ ), where the spacings appear to be Poissonian [1], [6], [13], [7], there is sufficient numerical evidence for us to believe that these universality conjectures hold in the generic case.

---

<sup>1</sup>Assuming the dynamics are invariant under time reversal.

In the hope of gaining some extra insight into this matter we checked fluctuation properties of the spectrum of a regular graph. Graphs, for us, will occupy an intermediate step between quantizations of genuine chaotic dynamical systems and the statistical models of Random Matrix Theory. While we have no direct interpretation of graphs in terms of classical mechanics, an analogy is the random walk on a graph: Starting with an initial probability distribution, a particle at a given vertex moves to one its its neighbors with equal probability. This substitute for dynamics is **chaotic** in the following sense: The walk is recurrent if the graph is connected (which we interpret as ergodicity), and in that case is mixing if the graph is not bipartite. In the bipartite case, the set of vertices is a union of two disjoint sets (inputs and outputs) so that inputs can only be connected to outputs and vice-versa. Thus if we start from an input vertex and walk any even number of steps then we will only be able to land on another input, never on an output.

There are examples (such as some Cayley graphs, see [3], [12]) where there are systematic multiplicities in the spectrum and the level spacing distribution at best exists only in some singular limit. For instance in the case of Cayley graphs of the cyclic group  $\mathbf{Z}/n\mathbf{Z}$  the appropriate limit gives a **rigid** spectrum:  $\widehat{E}_n = n$ , so that  $P(s) = \delta(s - 1)$  is a Dirac delta function. Another special example, analogous to the modular surface, seems to have Poisson spacings (numerical evidence by Rockmore [17]). These examples have certain symmetries or degeneracies. We tested a number of families of generic (pseudo)-random  $k$ -regular graphs (see section 4 for the details of the generation algorithm). The numerical evidence we accumulated, described in Section 5, indicates that the resulting family of graphs have GOE spacings. This should be compared with the numerical investigations by Evangelou [9] which indicate that in the case of **sparse** random symmetric matrices the spacings are GOE. We are thus led to conjecture that for a fixed degree  $k \geq 3$ , the eigenvalues of the generic  $k$ -regular graph

on a large number of vertices have fluctuations which tend to those of GOE (see Section 5 for a more precise statement).

The purpose of our paper is not only to describe our experimental results, but also to give a brief survey of the theory of Quantum Chaos for graph theorists, and of a bit of relevant graph theory of experts in Quantum Chaos.

Accordingly, we included a survey of background material on graphs and their spectra in Section 2, and a brief overview of Random Matrix Theory in Section 3. In section 4 we present the method used for generating graphs, and in section 5 the results of our experiments.

**Acknowledgements.** We thank N. Alon, M. Krivelevich, P. Sarnak and B. Sudakov for helpful conversations, and A. Odlyzko for providing routines to aid in the numerical computation of the GOE distribution. The work was partially supported by grants from the NSF, the US-Israel Binational Science Foundation and the Israel Science Foundation. D.J. was supported by an NSF postdoctoral fellowship and S.M. by an NSF graduate fellowship.

## 2. GRAPHS AND THEIR SPECTRA

A *graph*  $G$  consists of a set  $V$  of *vertices* and a set  $E$  of *edges* connecting pairs of vertices. Two vertices  $v$  and  $w$  are called *adjacent* or *neighboring* (denoted  $v \sim w$ ) if they are joined by an edge. An ordering  $(v, w)$  of the endpoints of an edge  $e$  gives  $e$  an *orientation*; the second vertex is often called the *head* of  $e$  (denoted  $e_+$ ), the first one is called the *tail* (denoted  $e_-$ ). A graph  $G$  is *directed* if every edge of  $G$  is given an orientation. We shall mostly consider undirected graphs, where orientations are not specified.

Several edges connecting the same two vertices are called *multiple* edges; a graph with multiple edges is sometimes called a *multigraph*<sup>2</sup>. An edge with coinciding endpoints is called a *loop*; we shall generally

---

<sup>2</sup>The terminology varies: occasionally what we call a graph is called a *simple graph*, while what we call a multigraph is simply called a graph.

consider graphs without loops or multiple edges. The *degree* (or *valency*) of a vertex is the number of edges meeting at that vertex;  $G$  is called *k-regular* if the degree of every vertex is equal to  $k$ . A *walk* in  $G$  is a sequence  $(v_0, v_1, \dots, v_s)$  of vertices such that  $v_i \sim v_{i+1}$ ; it is *closed* if  $v_0 = v_s$ .  $G$  is *connected* if every two vertices can be joined by a walk.

Associated to every graph is its *adjacency matrix*  $A$ . It is a square matrix of size  $n = |V|$  whose  $(i, j)$ -th entry is equal to the number of edges joining vertices  $v_i$  and  $v_j$  of  $G$ . For loopless graphs the diagonal entries of  $A$  are zero. The *Laplacian*  $\Delta$  is an operator acting on functions on the set of vertices of  $G$ . It is defined by

$$(2.1) \quad \Delta(f)(v) = \sum_{w \sim v} (f(v) - f(w))$$

Denote by  $B$  the diagonal matrix whose  $i$ -th entry is the degree of  $v_i$ ; then

$$\Delta = B - A$$

For regular graphs this gives

$$(2.2) \quad \Delta = k \cdot \text{Id} - A$$

To motivate the analogy with the Laplace-Beltrami operator on Riemannian manifolds, we first define the *incidence mapping*  $D$ . To do that, orient all edges of  $G$  in some way.  $D$  maps functions on the set of vertices to functions on the set of edges by the formula

$$Df(e) = f(e_+) - f(e_-)$$

If  $|V| = n$  and  $|E| = m$ , the matrix of  $D$  (called the *incidence matrix*) is an  $n$ -by- $m$  matrix whose elements are 0 and  $\pm 1$ ;  $D_{ij} = +1$  if  $v_i$  is the head of  $e_j$ , to  $-1$  if it is the tail and to 0 otherwise. The Laplacian matrix satisfies

$$(2.3) \quad \Delta = DD^t.$$

One may consider the set  $\mathcal{E}$  of all directed edges ( $|\mathcal{E}| = 2|E|$ ) and think of directed edges one of whose endpoints is  $v$  as a tangent space to

$G$  at  $v$ ;  $D$  can then be interpreted as a combinatorial analog of exterior differentiation  $d$ . The adjoint  $D^*$  of  $D$  acts on functions  $g : \mathcal{E} \rightarrow \mathbf{R}$  by

$$D^*g(v) = \sum_{e \in \mathcal{E}: e_+ = v} g(e)$$

Then  $\Delta = D^*D$ , analogously to  $\Delta = d^*d$  on manifolds.

The Laplacian is a non-negative and self-adjoint operator. A constant function on a connected component of  $G$  is an eigenfunction of  $\Delta$  with eigenvalue 0; the multiplicity of 0 is equal to the number of the connected components of  $G$  (exactly as for the manifold Laplacian). In the sequel we will only deal with connected graphs. The spectrum of  $A(G)$  for a  $k$ -regular graph  $G$  is clearly contained in  $[-k, k]$ ; the spectrum of  $\Delta(G)$  is contained in  $[0, 2k]$ . A graph is *bipartite* if the set  $V$  can be partitioned into disjoint subsets  $V = V_1 \cup V_2$  such that all edges have one endpoint in  $V_1$  and another in  $V_2$ . A  $k$ -regular graph is bipartite if and only if  $2k$  is an eigenvalue of  $\Delta$ , and in that case the spectrum of  $\Delta$  has the symmetry  $E \mapsto 2k - E$ . Indeed, let  $G$  be a bipartite graph, and let  $G_b$  be the set of the blue vertices of  $G$ , and  $G_r$  be the set of red vertices. Let  $f$  be an eigenfunction of  $\Delta(G)$  with eigenvalue  $E$ . Then let  $f'(v)$  be defined as follows:

$$f'(v) = \begin{cases} f(v), & v \in G_b \\ -f(v) & v \in G_r \end{cases}$$

It is not hard to check that  $f'$  is an eigenfunction of  $\Delta(G)$  with eigenvalue  $2k - E$ .

Denote the eigenvalues of the adjacency matrix  $A(G)$  of a  $k$ -regular graph  $G$  by

$$k = \lambda_1 > \lambda_2 \geq \dots \geq \lambda_n \geq -k$$

The  $(i, j)$ -th entry of the matrix  $A^r$  is equal to the number of walks of length  $r$  starting at the vertex  $v_i$  and ending at  $v_j$ . Accordingly, the trace of  $A^r$  is equal to the number of closed walks of length  $r$ . On the other hand,  $\text{tr}(A^r) = \sum_{i=1}^n \lambda_i^r$  is (by definition) equal to  $n$  times the

$r$ -th moment of the *spectral density*

$$(2.4) \quad \frac{1}{n} \sum_{i=1}^n \delta(x - \lambda_i)$$

of  $A$ .

A closed walk  $(v_0, v_1, \dots, v_r)$  is called a *cycle* if  $v_1, \dots, v_r$  are distinct. The *girth*  $\gamma(G)$  of  $G$  is the length of the shortest cycle of  $G$ ; all closed walks of length less than  $\gamma(G)$  necessarily involve backtracking (i.e.  $v_{i+1} = v_{i-1}$  for some  $i$ ). The number of closed walks of (necessarily even) length  $2r < \gamma$  starting and ending at any vertex  $v$  of a  $k$ -regular graph  $G$  is equal to the number of such closed walks starting and ending at any vertex of the infinite  $k$ -regular tree  $T_k$ .

We denote by  $G_{n,k}$  the set of  $k$ -regular graphs with  $n$  vertices. It is known [18] (and not hard to see) that for any fixed  $r \geq 3$  the expected number  $c_r(G)$  of  $r$ -cycles in a regular graph  $G \in G_{n,k}$  approaches a constant as  $n \rightarrow \infty$ ; accordingly, for “most” graphs  $G \in G_{n,k}$   $c_r(G)/n \rightarrow 0$  as  $n \rightarrow \infty$ .

It is easy to show ([14, Lemma 2.2]) that the last condition implies that for each fixed  $r$  and for most graphs  $G \in G_{n,k}$  the average number of closed walks of length  $r$  on  $G$  is asymptotic to that of the tree. Accordingly, the  $r$ -th moments of the spectral density (2.4) approach those of the spectral density of the of the infinite  $k$ -regular tree  $T_k$  as  $n \rightarrow \infty$ .

It follows ([14]) that the spectral density (2.4) for a general  $G \in G_{n,k}$  converges to the tree density [11] given by

$$(2.5) \quad f_k(x) = \begin{cases} \frac{k(4(k-1) - x^2)^{1/2}}{2\pi(k^2 - x^2)} & |x| \leq 2\sqrt{k-1} \\ 0 & |x| > 2\sqrt{k-1} \end{cases}$$

supported in  $I_k = [-2\sqrt{k-1}, 2\sqrt{k-1}]$ . This can be regarded as an analog for graphs of Weyl’s law for manifolds, in that both give limiting distributions for spectral densities.

## 3. RANDOM MATRIX THEORY

We give a brief overview of the Gaussian Orthogonal Ensemble (GOE) of Random Matrix Theory<sup>3</sup> - the statistical model relevant to graphs. It is the space of  $N \times N$  real symmetric matrices  $H = (H_{ij})$  with a probability measure  $P(H)dH$  which satisfies

- (1)  $P(H)dH$  is invariant under all orthogonal changes of basis:

$$P(XHX^{-1})dH = P(H)dH, \quad X \in O(N)$$

- (2) Different matrix elements are statistically independent.

These requirements force  $P$  to be of the form

$$P(H) = \exp(-a \operatorname{tr}(H)^2 + b \operatorname{tr}(H) + c)$$

for suitable constants  $a > 0$ ,  $b$ ,  $c$ . After shifting the origin and normalising one finds that the joint probability distribution of the eigenvalues  $\lambda_j$ ,  $j = 1, \dots, N$  of  $H$  is given by

$$(3.1) \quad P_N(\lambda_1, \dots, \lambda_N)d\lambda = C_N \prod_{i < j} |\lambda_i - \lambda_j| \exp(-\sum_j \lambda_j^2) \prod_{j=1}^N d\lambda_j$$

There is an expected limiting density for the eigenvalues of a large  $N \times N$  matrix as  $N \rightarrow \infty$ , given by *Wigner's semi-circle law*:

$$(3.2) \quad R_1(x) = \begin{cases} \frac{1}{\pi} \sqrt{2N - x^2}, & |x| \leq \sqrt{2N} \\ 0, & |x| > \sqrt{2N} \end{cases}$$

Near the top of the semi-circle, at  $x = 0$ , the density is  $\sqrt{2N}/\pi$ . Thus if we “unfold” the eigenvalues by setting  $x_j := \lambda_j \sqrt{2N}/\pi$ , we will get a sequence of numbers  $\{x_j\}$  whose mean spacing is unity, as  $N \rightarrow \infty$ .

RMT studies spectral fluctuation of the unfolded spectrum  $\{x_j\}$  as  $N \rightarrow \infty$ , such the probability distribution of the nearest neighbor spacing  $s_n := x_{n+1} - x_n$ : For each  $N \times N$  matrix  $H$ , form the probability measure

$$p(s, H) = \frac{1}{N} \sum_{n=1}^N \delta(s - s_n)$$

---

<sup>3</sup>The standard reference is Mehta's book [15].



Then as  $N \rightarrow \infty$ , there is an expected limiting distribution  $P(s)ds = \lim_{N \rightarrow \infty} \int p(s, H)P(H)dH$  called the *level spacing distribution*. It was expressed by Gaudin and Mehta in terms of a certain Fredholm determinant. For small  $s$ ,  $P(s) \sim \frac{\pi^2}{6}s$ .

An approximation derived by Wigner before the Gaudin-Mehta formula was known, on basis of the  $N = 2$  case, is the *Wigner surmise*

$$P_W(s) = \frac{\pi}{2} s e^{-\pi s^2/4}$$

which gives a surprisingly good fit (see [15], fig 1.5).

It is worth emphasizing that the utility of RMT lies in that the predicted level spacing distribution  $P(s)$  and correlation functions are model-independent and appear in many instances, both probabilistic and deterministic, independent of features such as the level density (3.2). For instance, numerical studies indicate that *sparse* random matrices have GOE spacings [9], and the experiments described in the following section indicate that the same is true for eigenvalues of random regular graphs.

#### 4. RANDOM GRAPH GENERATION

We generated random  $k$ -regular graphs using a method described in [19]. This method has the virtues of the ease of implementation and of being extremely efficient for the small ( $\leq 6$ ) values of  $k$  of current interest to us. On the other hand, the running time of the algorithm grows exponentially with the degree  $k$ , and (at least in our implementation) was found impractical for  $k > 7$  on the hardware<sup>4</sup> which we used. It should be noted that in the same paper [19], Wormald describes an algorithm which scales well with  $k$ , but is much more cumbersome to implement and slower for small  $k$ .

Wormald's algorithm is easiest explained in terms of generating random bipartite graphs with prescribed vertex degrees. Assume that we wish to generate a random bipartite graph  $G$  with  $M_b$  blue vertices, named  $b_1, \dots, b_{M_b}$ , and  $M_r$  red vertices, named  $r_1, \dots, r_{M_r}$ . We would

---

<sup>4</sup>A 100Mhz Pentium processor PC running Linux.

like the vertex  $b_i$  to have degree  $v_i$ , while the vertex  $r_j$  has degree  $w_j$ . Evidently, we must have  $\sum_i v_i = \sum_j w_j = |E(G)|$ .

We now construct an array  $\mathcal{A}$  of size  $|E(G)|$ . The first  $w_1$  cells of  $\mathcal{A}$  contain  $r_1$ , the next  $w_2$  contain  $r_2$ , and so on. Now, we permute the  $E(G)$  cells of  $\mathcal{A}$  by a random permutation in  $S_{E(G)}$ , to get another array  $\mathcal{A}'$ . The array  $\mathcal{A}'$  defines a bipartite (multi)graph  $G'$  as follows: The neighbors of  $b_1$  are the first  $v_1$  entries of  $\mathcal{A}'$ , the neighbors of  $b_2$  are the next  $v_2$  entries, and so on. It is possible that  $G'$  is a multigraph, since two of the neighbors of some  $b_i$  might well be the same. If that turns out to be the case, we scrap  $\mathcal{A}'$ , and generate another random permutation, and thus another random array  $\mathcal{A}''$ , and corresponding multigraph  $G''$ , and so on, until we have a true bipartite graph. It is clear that if the valences  $v_i$  and  $v_j$  are small, this process has a good chance of converging in reasonable time, and it should also be intuitively fairly clear that each bipartite graph with prescribed degrees is equally likely to appear. Both statements are proved in [19].

The problem of generating a random  $k$ -regular graph can, in effect, be reduced to the previous problem of generating a random bipartite graph. To wit, to each graph  $G$  we associate a bipartite graph  $B_G$ , such that  $V(B_G) = V(G) \cup E(G)$ , where the blue vertices of  $B_G$  correspond to the vertices of  $G$ , while the red vertices correspond to the edges of  $G$ . A vertex  $v$  is connected to  $e$  in  $B_G$ , whenever  $e$  is incident to  $v$  in  $G$ . A  $k$ -regular  $G$  gives rise to a graph  $B_G$ , where the blue vertices have degree  $k$ , while the red vertices have degree 2. On the other hand, not every bipartite  $H$  with degrees as above arises as  $B_G$  for some  $k$ -regular graph  $G$ , since if  $H$  has two red vertices  $r_1$  and  $r_2$  such that the blue neighbors of  $r_1$  are the same as those of  $r_2$ , the corresponding  $G$  is, in actuality, a multigraph.

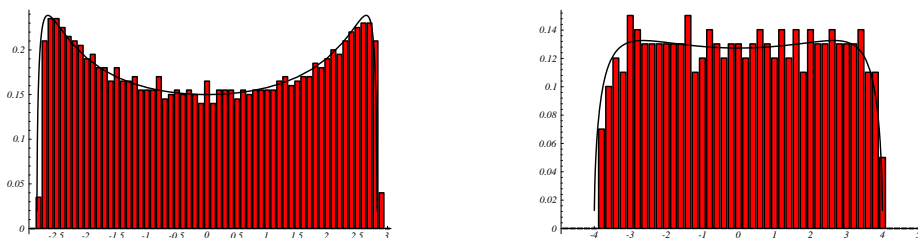
The algorithm can thus be summarized as follows: To generate a random  $k$ -regular graph with  $n$  vertices, first generate a random bipartite graph  $H$  with  $n$  blue vertices of degree  $k$  and  $nk/2$  vertices of degree 2. If  $H = B_G$  for some (obviously unique) graph  $G$ , then return  $G$ , else

try again. The expected running time of this process is analyzed, and the uniformity of the results is proved in [19].

*Remark.* Evidently, this method is even better suited to generating random *bipartite* graphs with a prescribed degree sequence. We have used the algorithm to generate random 3-regular and 5-regular bipartite graphs. The experimental results were not substantively different from those for general regular graphs (as described below).

## 5. EXPERIMENTAL RESULTS

Once we had the adjacency matrices of the graphs constructed by the above method, we computed their eigenvalues. The spectral densities of a couple of families – one of 3-regular graphs and another of 5-regular graphs – are displayed in Figures 1(a) and 1(b) against McKay’s law (2.5).



(a) Cubic graph on 2000 vertices. (b) 5-valent graph on 500 vertices.

Figure 1. Eigenvalue distributions of random graphs *vs* McKay’s law

We then unfolded the spectrum by using McKay’s law, and computed the level spacing distribution. The resulting plots compared with GOE showed a good fit - see Figure 2.

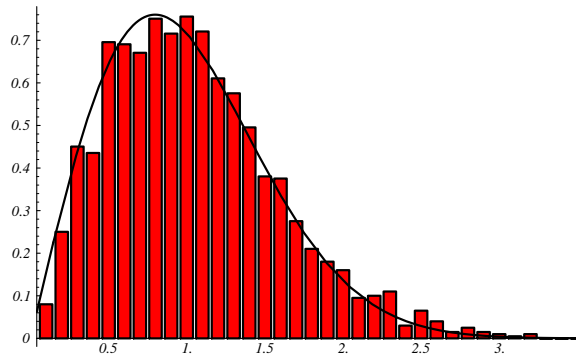


Figure 2. Level spacing distribution of a cubic graph on 2000 vertices *vs* GOE

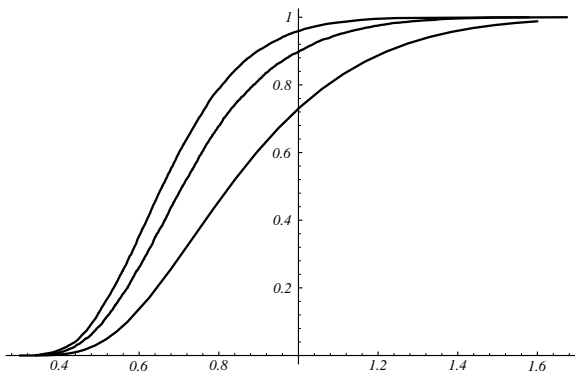
We tested the matter further by using a variant of the Kolmogorov-Smirnov test. One compares an empirical, sample distribution to an expected answer by measuring the deviation of the cumulative distribution functions of the two. Recall that if  $s_i$ ,  $i = 1, \dots, N$  are random variables (the spacings, in our case), the empirical distribution function is  $P_N(s) = \frac{1}{N} \sum_{i=1}^N \delta(s - s_i)$  and its cumulative distribution function is  $C_N(s) = \frac{1}{N} \#\{i \mid s_i \leq s\}$ . To test if the distribution function is given by a theoretical prediction  $F(s)$ , define the *discrepancy*  $D(C_N, F)$  or *Kolmogorov-Smirnov statistic* to be the supremum of  $|C_N(s) - F(s)|$  over  $s > 0$ . The discrepancy is small if and only if the two distributions are close to each other. In the case that the  $s_i$  are **independent**, identically distributed (definitely not the case in hand!) with cumulative distribution function  $F(s)$ , the discrepancy goes to zero almost surely as  $N \rightarrow \infty$  and there is a limit law giving the the limiting distribution  $L(z)$  of the normalized discrepancy  $\sqrt{N}D(C_n, F)$  as  $N \rightarrow \infty$ :

$$L(z) := \lim_{N \rightarrow \infty} Pr\{\sqrt{N}D(C_N, F) \leq z\} = \sum_{j=-\infty}^{\infty} (-1)^j e^{-2j^2 z^2}$$

In the case that the  $s_i$ 's are spacings of **uncorrelated** levels (hence certainly not independent!), the level spacing distribution is exponential  $P(s) = e^{-s}$  as  $N \rightarrow \infty$  and Pyke [16] derives a limit law for the normalized discrepancy.

In the case where the  $s_i$ 's are spacings of certain models of RMT (not GOE, however), Katz and Sarnak [10] prove that the discrepancy goes to zero almost surely as  $N \rightarrow \infty$  and conjecture that there is a limit law as in the case of Kolmogorov-Smirnov and Pyke.

Miller (work in progress) has investigated this distribution for random symmetric and hermitian matrices and has numerically discovered that, after being normalized by multiplying by  $\sqrt{N}$ , it approaches a limiting distribution which seems independent of the type of matrix involved. In Figure 3 we show this cumulative distribution function  $L_{GOE}(z)$  of the normalized discrepancy for GOE (top plot) against the Kolmogorov-Smirnov “brownian bridge”  $L(z)$  (bottom plot) and Pyke’s distribution for spacings of uncorrelated levels (middle plot).



Cumulative distribution functions for normalized discrepancy

Bottom plot: Kolmogorov-Smirnov limit law.

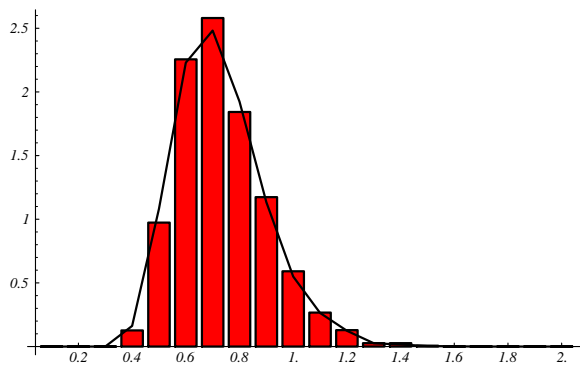
Middle plot: Pyke’s limit law for spacings of uncorrelated levels.

Top plot: GOE.

Figure 3 (top and middle curves are numerical simulations).

The numerical value of  $L_{GOE}(z)$  can be used as a goodness-of-fit test to see if the eigenvalues of a large symmetric matrix have GOE spacings in the same way one uses the Kolmogorov-Smirnov test.

We computed the discrepancy for the eigenvalues of a large number of random graphs of particular types. Comparison of the normalized discrepancies to Miller's table gave good confidence that the spacings were indeed close to GOE. In Figure 4 we plot the distribution of the normalized discrepancies of a set of 4500 cubic graphs on 300 vertices against Miller's distribution (computed from a set of 5000 random symmetric  $120 \times 120$  matrices). As the figure indicates, the two distributions are fairly close.



Distribution of normalized discrepancies for cubic graphs vs. GOE

Figure 4.

**Conclusion.** The numerical evidence presented above leads us to believe that for a fixed valency  $k \geq 3$ , the eigenvalues of the generic  $k$ -regular graph on a large number of vertices have GOE fluctuations in the sense that as we increase the number  $N$  of vertices, for all but a vanishing fraction of these graphs the discrepancy between the level spacing distribution of the graph and the GOE distribution goes to zero.

#### REFERENCES

1. R. Aurich and F. Steiner *Energy-level statistics of the Hadamard-Gutzwiller ensemble*, Physica D **43** (1990), 155–180.
2. M.V. Berry and M. Tabor *Level clustering in the regular spectrum*, Proc. Roy. Soc. London **A356** (1977) 375–394.

3. N. Biggs *Algebraic graph theory* (Second Edition), Cambridge Univ. Press, 1993.
4. O. Bohigas, M.-J. Giannoni and C. Schmit, Phys. Rev. Lett. **52** (1984) 1.
5. O. Bohigas and M.-J. Giannoni *Chaotic motion and Random Matrix Theories*, Lecture Notes in Physics **209** (1984), 1–99, New York, Springer-Verlag.
6. E. Bogomolny, B. Georgeot, M.-J. Giannoni and C. Schmit *Chaotic billiards generated by arithmetic groups*, Phys. Rev. Lett. **69** (1992), 1477–1480.
7. E. Bogomolny, F. Leyvraz and C. Schmit *Distribution of Eigenvalues for the Modular Group*, Commun. Math. Phys. **176** (1996), 577–617.
8. B. Bollobás *Random Graphs*, Academic Press, London 1985.
9. S.N. Evangelou *A Numerical Study of Sparse Random Matrices*, Jour. Stat. Phys. **69** (1992), 361–383.
10. N. Katz and P. Sarnak *The spacing distributions between zeros of zeta functions*, preprint.
11. H. Kesten. *Symmetric random walks on groups*, Trans. AMS **92** (1959), 336–354.
12. A. Lubotzky *Discrete Groups, expanding graphs and invariant measures*, Birkhauser, 1994.
13. W. Luo and P. Sarnak *Number Variance for Arithmetic Hyperbolic Surfaces*, Commun. Math. Phys. **161** (1994), 419–432.
14. B. McKay *The expected eigenvalue distribution of a large regular graph*, J. Lin. Alg. Appl **40** (1981), 203–216.
15. M.L. Mehta *Random Matrices*, Second Edition, Academic Press 1991.
16. R. Pyke *Spacings (with discussion)*, J. Roy. Statist. Soc. B **27** (1965), 395–449.
17. D. Rockmore, private communication.
18. N.C. Wormald *The asymptotic distribution of short cycles in random regular graphs*, J. Comb. Theo. B **31** (1981), 168–182.
19. N.C. Wormald *Generating random regular graphs*, Journal of Algorithms **5** (1984), 247–280.

Figure captions

Figure 1: Eigenvalue distribution *vs* McKay’s law. (a) a cubic graph on 2000 vertices, (b) a 5-valent graph on 500 vertices.

Figure 2. Level spacing distribution of a cubic graph on 2000 vertices against GOE.

Figure 3. Cumulative distribution functions for normalized discrepancy. Bottom plot: The Kolmogorov-Smirnov limit law. Middle plot: Pyke’s limit law for spacings of uncorrelated levels (numerical simulation). Top plot: GOE (numerical simulation).

Figure 4. Distribution of normalized discrepancies of 4500 cubic graphs on 300 vertices (bar-chart) against normalized discrepancies of 5000 random symmetric  $120 \times 120$  matrices.

DEPT. OF MATHEMATICS 253-37, CALTECH, PASADENA, CA 91125, USA

*Current address:* Dep. of Mathematics, McGill University, Montreal, PQ, Canada

*E-mail address:* jakobson@math.mcgill.ca

DEPARTMENT OF MATHEMATICS, PRINCETON UNIVERSITY, PRINCETON, NJ 08544

*Current address:* Department of Mathematics, Rutgers University, Piscataway, NJ, USA

*E-mail address:* miller@math.rutgers.edu

MATHEMATICS INSTITUTE, WARWICK UNIVERSITY, COVENTRY CV4 7AL, UK AND DEPT. OF MATHEMATICS 253-37, CALTECH, PASADENA, CA 91125, USA

*Current address:* Mathematics Department, Temple University, Philadelphia, PA

*E-mail address:* rivin@math.temple.edu

RAYMOND AND BEVERLEY SACKLER SCHOOL OF MATHEMATICAL SCIENCES, TEL AVIV UNIVERSITY, TEL AVIV 69978, ISRAEL

*E-mail address:* rudnick@math.tau.ac.il



