

Q u a n t u m   F i e l d   T h e o r y   O n   A   D i s c r e t e   S p a c e  
A n d  
N o n c o m m u t a t i v e   G e o m e t r y

R a i n e r   H a u   l i n g

I n s t i t u t   f u r   P h y s i k ,   W A   T H E P

J o h a n n e s   G u t e n b e r g - U n i v e r s i t a t   M a i n z

D - 5 5 0 9 9   M a i n z ,   G e r m a n y

A b s t r a c t

W e a n a l y s e i n d e t a i l t h e q u a n t i z a t i o n o f a s i m p l e n o n c o m m u t a t i v e m o d e l o f s p o n t a n e o u s s y m m e t r y b r e a k i n g i n z e r o d i m e n s i o n s t a k i n g i n t o a c c o u n t t h e n o n c o m m u t a t i v e s e t t i n g s e r i o u s l y . T h e c o n n e c t i o n t o t h e c o u n t i n g a r g u m e n t o f F e y n m a n d i a g r a m s o f t h e c o r r e s p o n d i n g t h e o r y i n f o u r d i m e n s i o n s i s w o r k e d o u t e x p l i c i t l y . S p e c i a l e m p h a s i s i s p u t o n t h e m o t i v a t i o n a s w e l l a s t h e p r e s e n t a t i o n o f s o m e w e l l - k n o w n b a s i c n o t i o n s o f q u a n t u m f i e l d t h e o r y w h i c h i n t h e z e r o - d i m e n s i o n a l t h e o r y c a n b e s t u d i e d w i t h o u t b e i n g s p o i l e d b y t e c h n i c a l c o m p l i c a t i o n s d u e t o t h e a b s e n c e o f d i v e r g e n c i e s .



# Contents

1	Introduction	1
2	Zero-dimensional $\phi^4$ -theory	4
2.1	n-point functions of zero-dimensional $\phi^4$ -theory	4
2.2	The various generating functionals	9
2.3	Renormalization	13
3	A model with spontaneous symmetry breaking	17
3.1	Definition of the model and the problems with the Goldstone particle	18
3.2	Proper definition of the theory and recursive determination of $\Gamma^{(n)}$	22
3.3	Feynman propagators and "counting" of diagrams	27
3.4	Renormalization	31
4	Noncommutative formulation of a zero-dimensional Higgs model and its quantization	37
4.1	Noncommutative gauge theories	39
4.2	Zero-dimensional noncommutative model of SSB and motivation for the matrix calculus	42
4.3	The matrix calculus	44
4.4	Differential equations for $Z, W$ and $\Gamma$	48
4.5	Recursive determination of $\Gamma^{(n)}$	53
5	Ghost contributions within the noncommutative formulation	58
5.1	Problems with the noncommutative integration of ghost terms	59
5.2	Higher orders of $\Gamma$ including ghost contributions	64
6	Conclusion and outlook	69
A	Kummer's equation and the function ${}_1F_1$	72
B	Integrals with Gaussian weights	73

C	Determination of $\Gamma$ for $\phi^4$ -theory in zero dimensions	75
D	Determination of $\Gamma_{\text{ren}}$ for zero-dimensional $\phi^4$ -theory	77
E	Naive treatment of the model with SSB	79
F	Correct treatment of the model with SSB	82
G	Proofs of the rules for the matrix derivative	87
H	The full differential equation for $\Gamma$ within the matrix formulation	93
I	Higher orders of $\Gamma$ within the matrix formulation	95
J	The full set of differential equations for $\Gamma$	97
	References	101

## 1. Introduction

Without any doubt, one of the most impressive successes of high energy particle physics in the recently bygone century consists of the description of fundamental interactions in terms of local quantum gauge theories culminating in the formulation of the standard model of electroweak and strong interactions. However, in spite of its almost perfect agreement with experiment, from a theoretical point of view the standard model contains some serious drawbacks like, for instance, the large number of free parameters and the unsettled origin of the Higgs mechanism and the Yukawa couplings. Besides many other theoretical approaches that we do not want to follow up, a promising ray of hope showed up with the development of Noncommutative Geometry about 15 years ago. Already at its beginnings several attempts were started concerning the application of ideas borrowed from this new mathematical branch to elementary particle physics in order to overcome eventually the unpleasant features of the ordinary description. As a result, a whole battery of such noncommutative gauge models emerged each of which, on the one hand, more or less resolves the disadvantages indicated above. On the other hand, however, this noncommutative model building is mainly restricted to the derivation of the classical theory, and second quantization of the models is afterwards realized in a habitual manner, thus disregarding completely the noncommutative origin of the formulation. Obviously, such a treatment is quite unsatisfactory.

Before further pursuing the argument just addressed we would like to make a step backwards in order to state explicitly the purpose of the present thesis which, in fact, is a threefold one:

Since long ago it is well-known that the counting of the number of Feynman diagrams in a given theory can be achieved in an easy manner by studying the zero-dimensional version of the four-dimensional theory in question. This connection holds true as long as the model under investigation does not include spontaneous symmetry breaking or, more precisely, as long as there are no massless modes involved in the game. The inquiry of the question whether or not the counting argument keeps its validity for theories with spontaneous breakdown of symmetry, too, constitutes the first purpose of this thesis.

The second aim is a pedagogical one: The zero-dimensional models treated below feature the fact that all relevant quantities to be calculated are finite from the outset in contrast to the general behaviour of those quantities in four dimensions. Thus, due to the complete absence of divergencies the zero-dimensional models provide a well-suited "field" theoretical stage for motivating and studying some basic notions of ordinary quantum field theory such as renormalization, gauge fixing, ghost contributions, Slavnov-Taylor identity and so on in an elementary framework that is not perturbed by complications of a more technical nature.

Finally, let us return to the introductory remarks given above. Because tackling the problem of finding an adequate quantization of physically significant noncommutative gauge models in full generality is a really hard task it is certainly more promising to start the investigation of this problem at first by looking at simple but nontrivial examples of such noncommutative models. The zero-dimensional theory of spontaneous symmetry breaking studied later on represents such a model, and, hence, as our third goal we try to analyze how the original noncommutative structure enters the quantization procedure.

In detail, this thesis is organized as follows:

In chapter 2 we briefly review  $\phi^4$ -theory in zero dimensions both for refreshing the basic reasoning underlying the counting argument of Feynman diagrams and for illustrating the notion and the necessity of renormalization in a very simple "eld" theoretical framework even though there are no divergencies at all in the present case. The methods of investigation developed in the first part of this chapter are to some extent orthogonal to the ones in the existing literature and will serve as a guide line for the more involved considerations to follow.

The question whether or not the counting argument of Feynman diagrams holds true also for theories including spontaneous symmetry breaking (SSB) is posed and answered in the affirmative in chapter 3 which starts off with the naive definition of the zero-dimensional version of a simple model with SSB consisting of one complex scalar "eld" with a self-interaction of the Mexican hat type but not comprising ordinary gauge elds. The problems in connection with the presence of a massless Goldstone mode are discussed extensively entailing the introduction of a gauge fixing term and a Faddeev-Popov term which even in zero dimensions are necessary for a proper definition of the theory. Chapter 3 again ends with a study of renormalization.

Chapter 4 at first deals with the equivalent formulation of the model just mentioned within a special noncommutative language which emerged as a mathematically less involved alternative to the model building due to Connes and Lott from a collaboration of physicists from Marseille and Mainz. In the Marseille-Mainz approach the basic noncommutative object is a generalized gauge potential which in general, i.e. in more complicated physical theories, unifies both ordinary gauge elds and Higgs elds into one single matrix-valued quantity. An adequate quantization of such a noncommutative model obviously should take into account the original noncommutative structure seriously. For these purposes, in chapter 3 a well-adapted matrix calculus is developed which simplifies the subsequent determination of the higher orders of the zero-dimensional theory substantially. All this is explained in chapter 3 at length which, on the other hand, is intended to present only a first insight into the functionality of the matrix calculus. Accordingly, in chapter 4 the gauge fixing and the ghost contributions are completely neglected. These contributions,

however, are essential and indispensable for a consistent and proper treatment of the whole theory.

Chapter 5 closes this gap once more. In a first part the problems with a really unifying incorporation of ghost contributions – this unification taken in a strictly noncommutative sense – are discussed in detail. The negative outcome of this discussion notwithstanding an ad-hoc inclusion of these contributions is nevertheless possible, and chapter 5 concludes with the description of how higher orders of the by now well-defined theory can be calculated within the noncommutative setting.

Finally, chapter 6 summarizes the results and raises some unsettled questions which will need further investigation.

In order not to disturb the line of argument in the main text unnecessarily technical details of the calculations are moved to several appendices as far as possible.

## 2. Zero-dimensional $\phi^4$ -theory

We want to begin our investigations with a short review of a quite simple example, namely  $\phi^4$ -theory in zero spacetime dimensions. As it is well-known since long ago (see e.g. [CLP], [ZJ], [Z], and references therein), studying zero-dimensional "field" theories amounts to nothing else but counting the number of Feynman diagrams (weighted with possible symmetry factors) of the corresponding field theory in four spacetime dimensions. This result is mainly due to the fact that in zero dimensions each Feynman propagator appearing in the Feynman diagrams just contributes a trivial factor of 1 (up to normalization) to the evaluation of the diagram, see also the end of section 1 of this chapter for some details. The aforementioned statement holds true as long as there is no spontaneous symmetry breaking and as long as the zero-dimensional theory is not renormalized. Of course, renormalization of the zero-dimensional theory is only in need if this theory is to have a real physical meaning, like, e.g., in the case of discrete (parts of) models within noncommutative geometry. In the present context of  $\phi^4$ -theory, the renormalization of the theory in zero dimensions, which we will study in section 3, is purely for illustrative pedagogical reasons, showing, however, in an extremely simple field theoretical framework, what renormalization in general is needed for in a (here hypothetically) physical theory, even if there are no divergencies at all.

In section 1 we explicitly calculate the  $n$ -point functions of zero-dimensional  $\phi^4$ -theory and compare the results with the counting of Feynman diagrams of the theory in four dimensions. Of course, this kind of considerations has already been done in the literature at length. The methods, however, we are going to employ are to some extent different from the ones of previous works and will also give us a hint for the considerations to follow. Especially, we will obtain a closed analytical expression for the  $n$ -point functions valid to all orders in perturbation theory. Furthermore, we will have the opportunity to use some notation.

Section 2 is devoted to the study of connected and 1PI (one-particle-irreducible) Green's functions thereby establishing in the present simple example of  $\phi^4$ -theory some techniques which will prove very useful later on when we turn our attention to the more complicated model including spontaneous symmetry breaking.

### 2.1. $n$ -point functions of zero-dimensional $\phi^4$ -theory

In four-dimensional Euclidean space(time) the classical action of the  $\phi^4$ -theory is given



by

$$S[\varphi] = \int d^4x \left( \frac{1}{2} (\partial_\mu \varphi(x)) (\partial^\mu \varphi(x)) + \frac{1}{2} m^2 \varphi^2(x) + \frac{1}{4!} \varphi^4(x) \right) \quad (2.1)$$

The corresponding action  $S(\varphi)$  in zero dimensions is derived from (2.1) by suppressing the argument  $x$  of  $\varphi(x)$  and, in addition, by omitting all derivatives of the field  $\varphi$  as well as the overall integration, i.e.:

$$S(\varphi) = \frac{1}{2} m^2 \varphi^2 + \frac{1}{4!} \varphi^4 \quad (2.2)$$

In (2.2)  $\varphi$  is a parameter tuning the strength of the (self)interaction and  $m^2$  a further parameter of dimension  $(\text{mass})^2$ , which is kept for later purposes.

As usual, the generating functional  $Z(j)$  of general Green's functions is obtained by coupling the theory to an external source  $j$  and summing over all possible "paths":

$$Z(j) = N \int_1^{Z+1} dy \exp \left( \frac{1}{h} (S(\varphi) + j\varphi) \right) \quad (2.3)$$

Because we are in zero dimensions the integration in (2.3) is just an ordinary integration. Please note that we will keep factors of  $h$  explicitly, in order to allow for a loop expansion eventually. On the other hand, we put  $c = 1$  throughout the whole thesis. The normalization constant  $N$  (well-defined in zero dimensions) is fixed by the requirement

$$Z(j=0) = 1 \quad (2.4)$$

The  $n$ -point functions  $G_n(\varphi; m^2)$ , i.e. the Green's functions with  $n$  external legs, result from (2.3) by multiple differentiation with respect to  $j$  and naive evaluation at the point  $j=0$ :

$$\begin{aligned} G_n(\varphi; m^2) &= \frac{h^n}{n!} \frac{\partial^n}{\partial j^n} Z(j) \Big|_{j=0} \\ &= N \int_1^{Z+1} dy \varphi^n \exp \left( \frac{1}{h} S(\varphi) \right) \end{aligned} \quad (2.5)$$

Hence, at the moment we are interested in an exact analytical solution of an integral of the form

$$I_n(\varphi; m^2) = \int_1^{Z+1} dy \varphi^n \exp \left( \frac{1}{h} \left( \frac{1}{2} m^2 \varphi^2 + \frac{1}{4!} \varphi^4 \right) \right); \quad (2.6)$$

the calculation of which will be briefly sketched in the following.

In a first step we substitute  $\varphi$  according to  $\varphi = \frac{1}{h^{1/4}} y$ . This leads to

$$I_n(\varphi; m^2) = \frac{1}{h^{n/4}} \hat{I}_n(\varphi; m^2) \quad (2.7)$$

$$\text{with } \hat{I}_n(\cdot; m^2) = \int_0^{\sqrt{\frac{3m^4}{4h}}} dx x^n \exp\left(-\frac{1}{2}m^2 \frac{x^2}{h}\right) x^4; \quad (2.7)$$

Using the explicit integral representation for  $\hat{I}_n$  and integration by parts once one easily verifies that  $\hat{I}_n$  obeys an ordinary linear differential equation of second order,

$$\frac{8}{3}h \frac{d^2 \hat{I}_n}{dx^2} + 4(m^4 + h) \frac{d \hat{I}_n}{dx} - m^4(n+1) \hat{I}_n = 0; \quad (2.8)$$

which by means of the further substitution

$$\hat{I}_n = \frac{3m^4}{2h} \hat{I}_n \quad (2.9)$$

transforms into a differential equation of Kummer's type (see appendix A):

$$\hat{I}_n \frac{d^2 \hat{I}_n}{d\hat{I}_n^2} + \left(\frac{1}{2} - \hat{I}_n\right) \frac{d \hat{I}_n}{d\hat{I}_n} - \frac{n+1}{4} \hat{I}_n = 0 \quad (2.10)$$

Hence, making use of (A.2) as well as (2.9) and (2.7) we find for  $I_n(\cdot; m^2)$  the expression

$$I_n(\cdot; m^2) = c_1 \frac{n+1}{4} {}_1F_1\left(\frac{n+1}{4}; \frac{1}{2}; \frac{3m^4}{2h}\right) + c_2 \frac{n+3}{4} m^2 {}_1F_1\left(\frac{n+3}{4}; \frac{3}{2}; \frac{3m^4}{2h}\right); \quad (2.11)$$

where  $c_1$  and  $c_2$  are two integration constants, which can be fixed by means of (B.7) taking into account the asymptotic behaviour of  ${}_1F_1$  (A.7). The final answer for  $I_n(\cdot; m^2)$  is therefore:

$$I_n(\cdot; m^2) = \frac{1}{2} \frac{n!}{n!!} \frac{3h}{2} \frac{1}{\Gamma(\frac{n+1}{4})} {}_1F_1\left(\frac{n+1}{4}; \frac{1}{2}; \frac{3m^4}{2h}\right) + \frac{3m^4}{2h} \frac{1}{\Gamma(\frac{n+3}{4})} {}_1F_1\left(\frac{n+3}{4}; \frac{3}{2}; \frac{3m^4}{2h}\right); \quad (2.12)$$

This result can be rewritten in a more compact form due to a relation between the confluent hypergeometric function  ${}_1F_1$  and Weber's parabolic cylinder function  $U$ , see (A.8):

$$I_n(\cdot; m^2) = \frac{1}{2} \frac{n!}{n!!} \frac{3h}{2} \exp\left(-\frac{3m^4}{4h}\right) U\left(\frac{n}{2}; \frac{3m^4}{h}\right) \quad (2.13)$$

Thus taking into account the correct normalization factor  $N$ , see (2.4), the  $n$ -point functions  $G_n(\cdot; m^2)$ , that we are looking for, are finally given by the following completely

analytical closed expression:

$$G_n(\epsilon; m^2) = \frac{I_n(\epsilon; m^2)}{I_0(\epsilon; m^2)} \quad (2.14)$$

$$= \frac{n!}{n!!} \frac{3h^{\frac{n}{4}}}{U(0; \frac{3m^4}{h})} U\left(\frac{n}{2}; \frac{3m^4}{h}\right) \quad (n \text{ even}) \quad (2.15)$$

For  $n$  odd, we find  $G_n(\epsilon; m^2) = 0$  because of  $I_n(\epsilon; m^2) = 0$  for  $n$  odd, as can be seen directly from (2.6). Of course, this last statement is in agreement with the fact that there are no Green's functions in  $\epsilon^4$ -theory for an odd number of external legs.

Let us now turn for a while to the connection between the considerations above for zero-dimensional  $\epsilon^4$ -theory and the counting of Feynman diagrams of the corresponding theory in four dimensions. To this end we first need the free Feynman propagator  $\Delta_F$  of the zero-dimensional theory. In fact,  $\Delta_F$  can be calculated in various ways, all of which lead to the same result. For example, we could use (2.15) in the case  $n = 2$  and  $\epsilon = 0$  bearing in mind the asymptotic expansion of  ${}_1F_1$  or  $U$ , respectively. Another possibility is to read off  $\Delta_F$  from (B.8) setting  $n = 2$  and  $\epsilon = 0$  in (B.8). Alternatively, we can determine  $Z_{\text{free}}(j)$  (i.e.  $Z(j)$  for  $\epsilon = 0$ ),

$$Z_{\text{free}}(j) = \frac{\int_{-\infty}^{\infty} dy \exp\left[-\frac{1}{2} \frac{m^2}{h} y^2 + \frac{j}{h} y\right]}{\int_{-\infty}^{\infty} dy \exp\left[-\frac{1}{2} \frac{m^2}{h} y^2\right]} = \exp\left[\frac{1}{2m^2 h} j^2\right] \quad ; \quad (2.16)$$

and make use of the general definition:

$$\Delta_F = \frac{\hbar}{i} \frac{\partial^2}{\partial j^2} Z_{\text{free}}(j) \quad (2.17)$$

In either case we find

$$\Delta_F = \frac{\hbar}{m^2} \quad ; \quad (2.18)$$

Hence, setting  $\hbar = 1$  each Feynman propagator  $\Delta_F$  contributes a trivial factor of 1 to the evaluation of the Feynman diagrams. The analytical expression  $J$  of a Feynman diagram being the product of propagators and some factors stemming from the vertices (with no integrations over internal loops because we are in zero dimensions), in zero dimensions every Feynman diagram  $J$  is therefore given by

$$J = \epsilon^n \quad ;$$

where  $n$  is the number of vertices of  $\epsilon$ . The only extra factors that have to be taken into account when looking at a specific physical process are some combinatorial factors,

at least in the present case of  $\phi^4$ -theory, where there is no additional symmetry. These combinatorial factors originate from Wick's theorem when expanding the physical process in question into a sum of Feynman diagrams up to a given order in the coupling constant. In order to illustrate this point let us have a look at the following example: According to (B.8) (or, equivalently, (2.15)), the 4-point function  $G_4(p)$  is analytically given by (for  $\hbar = 1$ ,  $m^2$ ):

$$G_4(p) = 3 \quad 4 + \frac{33}{4} \lambda^2 + O(\lambda^3) \quad (2.19)$$

On the other hand, as can be taken from almost every text book on quantum field theory (see e.g. [ZJ], [PR]), the diagrams contributing to  $G_4(p)$  read:

$$\begin{aligned} & \frac{1}{3} \frac{2}{4} + 2 \text{ perm} - \lambda \left[ \frac{1}{2} \left[ \frac{1}{2} \frac{2}{4} \frac{3}{4} + 5 \text{ perm} \right] + \left[ \begin{array}{c} 1 \quad 2 \\ \diagdown \quad \diagup \\ 3 \quad 4 \end{array} \right] \right] \\ & + \lambda^2 \left[ \left[ \frac{1}{4} \frac{2}{4} \left[ \frac{1}{4} \frac{3}{4} \frac{4}{4} + \frac{1}{4} \frac{3}{4} \frac{4}{4} + \frac{1}{6} \frac{3}{4} \frac{4}{4} \right] + 5 \text{ perm} \right] \right. \\ & \left. + \frac{1}{4} \left[ \frac{1}{4} \frac{2}{4} \frac{3}{4} \frac{4}{4} + 2 \text{ perm} \right] + \frac{1}{2} \left[ \begin{array}{c} 1 \quad 2 \\ \diagdown \quad \diagup \\ 3 \quad 4 \end{array} \right] + 3 \text{ perm} \right] \\ & \left. + \frac{1}{2} \left[ \begin{array}{c} 1 \quad 3 \\ \diagdown \quad \diagup \\ 2 \quad 4 \end{array} \right] + 2 \text{ perm} \right] + O(\lambda^3) \end{aligned}$$

Figure 1: Feynman diagrams of  $\phi^4$ -theory contributing to the 4-point function up to and including order  $\lambda^2$ .

In figure 1 the powers of the coupling constant are made explicit. The combinatorial factors in front of the diagrams stem from Wick's theorem. With the above interpretation in mind we find complete agreement.

## 2.2. The various generating functionals

In the previous section we directly calculated the  $n$ -point functions of zero-dimensional  $\phi^4$ -theory, see (2.15). There is a question that arises naturally in this context: Is it possible to determine all Green's functions at once in an explicit sense, i.e. not in the form of a bunch of formulae labeled by the number  $n$  of external legs? Or, stated in a different way: Is it possible to find a closed and/or analytical expression for the generating functional  $Z(j)$  of general Green's functions (2.3) itself?

From the considerations up to now the following conclusion can be drawn: In order to answer the above question the most promising and perhaps best strategy to choose is to look at a differential equation that  $Z(j)$  is to fulfill and to try to solve this differential equation. Of course, the desired equation for  $Z(j)$  will be an equation of Dyson-Schwinger type obtained by elaborating the right hand side of the trivial equation

$$0 = N \int_1^{Z+1} dy \frac{\partial}{\partial y} \exp \frac{1}{h} (S(y) + jy) \quad : \quad (2.20)$$

Carrying out this recipe using the identity

$$\int_1^{Z+1} dy y^n \exp \frac{1}{h} (S(y) + jy) = \frac{h \partial}{\partial j} \int_1^{Z+1} dy \exp \frac{1}{h} (S(y) + jy) \quad (2.21)$$

several times leads to an ordinary linear differential equation of third order for  $Z(j)$ :

$$h^3 \frac{\partial^3 Z}{\partial j^3} + h m^2 \frac{\partial Z}{\partial j} - j Z = 0 \quad (2.22)$$

Formula (2.21), in the present context, is mathematically rigorous and not formal at all. As a matter of fact, consulting the mathematical literature on differential equations (see e.g. [KA]), it turns out that there is no known analytical solution in the form of a closed expression to the differential equation (2.22). Hence, the answer to the question posed at the beginning of the section is partially no, but nevertheless it is, of course, possible to find a solution in the form of an infinite power series. Indeed,  $Z(j)$  is given as a power series in the source  $j$  by the following formula

$$\begin{aligned} Z(j) &= \frac{\prod_{n=0}^{\infty} \frac{1}{(2n)!!} \left( \frac{3}{2} \right)^{\frac{n}{2}} h^{\frac{3n}{2}} U\left(n; \frac{3m^4}{h}\right) j^{2n}}{U\left(0; \frac{3m^4}{h}\right)} \\ &= \sum_{n=0}^{\infty} \frac{G_{2n}(\cdot; m^2)}{h^{2n}} \frac{j^{2n}}{(2n)!} ; \end{aligned} \quad (2.23)$$

which, in fact, is nothing else but a collection of the results obtained previously.

Alternatively,  $Z(j)$  can be expressed as the quotient of two power series in the coupling constant keeping this way the  $j$ -dependence of  $Z$  in closed form :

$$\begin{aligned}
 Z(j) &= \exp \left( \frac{j^2}{2hm^2} \right) \frac{\sum_{n=0}^{\infty} \frac{(-1)^n}{(4!)^n 4^n} \frac{h^n}{m^4} H_{4n} \left( i \sqrt{\frac{j}{2hm^2}} \right) \frac{n!}{n!}}{\sum_{p=0}^{\infty} \frac{(-1)^p}{(4!)^p} \frac{h^p}{m^4} \frac{(4p)!}{(4p)!!} \frac{p!}{p!}} \\
 &= \frac{\sum_{n=0}^{\infty} \frac{(-1)^n}{(4!)^n} \frac{h^n}{m^4} \frac{(4n)!}{(4n)!!} {}_1F_1 \left( 2n + \frac{1}{2}; \frac{1}{2}; \frac{j^2}{2hm^2} \right) \frac{n!}{n!}}{\sum_{p=0}^{\infty} \frac{(-1)^p}{(4!)^p} \frac{h^p}{m^4} \frac{(4p)!}{(4p)!!} \frac{p!}{p!}} \quad (2.24)
 \end{aligned}$$

On the r.h.s. of the first line of (2.24)  $H_m$  denotes as usual the Hermite polynomial of order  $m$ . The above result is most easily derived from the integral representation of  $Z(j)$  (2.3) by expanding the  $j$ -dependent term of the integrand into a power series in  $j$  and by making use of the identity (2.21) as well as (B.3) and Rodrigues' formula for the Hermite polynomials. The second equality in (2.24) exploits the connection between the confluent hypergeometric functions  ${}_1F_1$  and the Hermite polynomials  $H_m$ , see (A.11).

Especially with regard to renormalization which will be the topic of the next section, but also in view of counting of special types of Feynman diagrams, in the following we are mainly interested in 1PI diagrams and the respective generating functional of 1PI diagrams. Thus, in a first step we perform the transition from the generating functional  $Z(j)$  of general Green's functions to the generating functional  $W(j)$  of connected Green's functions via

$$Z(j) = e^{\frac{1}{h} W(j)} \quad (2.25)$$

Accordingly the differential equation (2.22) for  $Z(j)$  transforms into a nonlinear differential equation of second order for  $\frac{\partial W}{\partial j}$ :

$$h^2 \frac{\partial^3 W}{\partial j^3} + h \frac{\partial W}{\partial j} \frac{\partial^2 W}{\partial j^2} + \frac{\partial W}{\partial j} \frac{\partial^3 W}{\partial j^3} + m^2 \frac{\partial W}{\partial j} = j \quad (2.26)$$

In a second and final step we pass from  $W(j)$  to the generating functional  $\Gamma(\phi)$  of 1PI Green's functions; the relation between  $W(j)$  and  $\Gamma(\phi)$  is, as usual, given by a Legendre transformation from  $j$  to  $\phi$ ,

$$\Gamma(\phi) + W(j(\phi)) - j(\phi) \phi' = 0 \quad (2.27)$$

$$\text{with } \phi' = \phi'(\phi) := \frac{\partial W}{\partial j} \quad (2.28)$$

$$\text{and } j = j(\rho) = \frac{\partial}{\partial \rho} ; \text{ respectively :} \quad (2.29)$$

Hence, calculating the Legendre transformations of the second and third derivative of  $W$  with respect to  $j$  by differentiating appropriately the identity  $\rho(j(\rho)) = \rho$  using the chain rule as well as (2.28), (2.29), we end up with the following highly nonlinear differential equation for  $\rho(\rho)$  (or in order to be precise for  $\frac{\partial}{\partial \rho}$ ):

$$h^2 \frac{\rho}{6} + h \frac{\rho'}{2} (\rho)^2 + \frac{\rho'^3}{6} + m^2 \rho' (\rho)^3 = \rho (\rho)^3 \quad (2.30)$$

Again, it seems to be impossible to find a closed analytical expression for  $\rho(\rho)$  obeying (2.30). However, (2.30) can be solved by recurrence yielding the loop expansion of  $\rho(\rho)$  or, equivalently, the expansion of  $\rho(\rho)$  in powers of  $h$  as follows:

Evaluating (2.30) consistently in order  $h^0$  immediately leads to (because the first two terms on the l.h.s. of (2.30) drop out)

$$\frac{\rho'^3}{6} + m^2 \rho' = (\rho)^0 ;$$

where the superscript  $(0)$  of  $(\rho)^0$  indicates that  $\rho$  is to be taken in zeroth order in  $h$ . Simple integration then yields

$$(\rho)^0 = \frac{\rho'^4}{4!} + \frac{1}{2} m^2 \rho'^2 + C^{(0)} ;$$

and the integration constant  $C^{(0)}$  is fixed by the requirement

$$(\rho' = 0) = 0 \quad \text{to all orders} ; \quad (2.31)$$

i.e.  $C^{(0)} = 0$ . Hence we obtain the expected result (see (2.2))

$$(\rho)^0 = \frac{1}{2} m^2 \rho'^2 + \frac{\rho'^4}{4!} \quad S(\rho) : \quad (2.32)$$

In the next step of recurrence we consistently analyze (2.30) in order  $h^1$ :

$$\begin{aligned} \frac{\rho'}{2} (\rho)^0{}^2 + \left( \frac{\rho'^3}{6} + m^2 \rho' \right) [(\rho)^3]^{(1)} &= \rho (\rho)^3]^{(1)} \\ , \quad \frac{\rho'}{2} (\rho)^0{}^2 + (\rho)^0 [(\rho)^3]^{(1)} &= (\rho)^0 [(\rho)^3]^{(1)} + (\rho)^1 (\rho)^0{}^3 \end{aligned}$$

Therefrom (and from (2.31), (2.32)) we unambiguously get the answer for  $(\rho)^1$ :

$$(\rho)^1 = \frac{1}{2} \ln(m^2 + \frac{\rho'^2}{2}) - \frac{1}{2} \ln m^2 \quad (2.33)$$

It is clear how the recursive process proceeds. Here we list the results for two and three loops:

$$^{(2)} = \frac{1}{6} \frac{p'^2 m^2}{(p'^2 + 2m^2)^3} - \frac{1}{8m^4} \quad (2.34)$$

$$^{(3)} = \frac{16}{3} \frac{p'^2 m^2}{(p'^2 + 2m^2)^6} + \frac{2}{12m^8} \quad (2.35)$$

We use the convention

$$W = \sum_{n=0}^{\infty} h^n \pi^{(n)} \quad (2.36)$$

for the definition of  $\pi^{(n)}$ .

The recursive determination of  $\pi$  obviously calls for automatization in form of a computer routine. Such a routine written for Mathematica is given in appendix C where higher orders of  $\pi$  can be found, too. Appendix C also contains an alternative possibility of finding closed analytical expressions for the 1PI  $n$ -point functions  $\pi_n$  valid to all orders of the loop expansion.

At this point, it is instructive to consider once again the connection of zero-dimensional  $\phi^4$ -theory with the counting of (special types of) Feynman diagrams of the theory in four dimensions. Let us, for example, look at the 1PI 4-point function  $\pi_4^{(1)}$  up to (and including) 1-loop order: Then besides the trivial contribution from the ordinary  $\phi^4$ -vertex (last diagram in the first line of figure 1) only the last diagram of figure 1 contributes. This diagram appears three times multiplied with a combinatorial factor of  $\frac{1}{2}$ . Hence, from the counting argument of diagrams we expect  $\pi_4^{(1)}$  to be:

$$\pi_4^{(1)} = \frac{3}{2} h^2$$

One easily checks that this result indeed coincides with<sup>1</sup>

$$\frac{\partial^4}{\partial p'^4} (\pi^{(0)} + \pi^{(1)}) \Big|_{p'=0};$$

where  $\pi^{(0)}$  and  $\pi^{(1)}$  are taken from (2.32) and (2.33), respectively.

Generally speaking, if one is interested in the number of diagrams (multiplied with the correct combinatorial factors) contributing to the 1PI  $n$ -point function  $\pi_n^{(m)}$  up to order  $m$  in the loop expansion, one first has to calculate  $\pi$  up to order  $m$  by means of the routine in appendix C, then to differentiate the resulting expression  $n$  times with respect to  $p'$ , and finally to evaluate the result of differentiation at the point  $p' = 0$ .

---

<sup>1</sup>The extra minus sign is due to the convention we have chosen in the definition of the Legendre transformation, see (2.27): The 1PI contributions contained in  $W$  (besides the connected but one-particle-reducible contributions) pick up a minus sign when regarded as contributions to  $\pi$ .



### 2.3. Renormalization

Suppose that zero-dimensional  $\phi^4$ -theory is to have a physical meaning on its own. Pursuing the consequences of this ad-hoc assumption in the following will provide us with an extremely simple and pedagogical toy model exhibiting the unavoidable necessity of renormalization in a perturbatively defined quantum field theory, even if there are no divergencies at all as in the present example: All the expressions for  $\Gamma^{(n)}$ ,  $n = 0; 1; 2; \dots$ , derived in the previous section (see (2.32) – (2.35) and appendix C) are well-defined and finite. Indeed, not only the necessity of renormalization can be explained considering the present model but also the procedure of renormalization itself can be studied in detail in this context.

The classical action  $S(\phi) = \Gamma^{(0)}(\phi)$ , see (2.2) or (2.32), as well as the higher orders  $\Gamma^{(n)}$  of  $\Gamma$  contain the parameter  $h$  describing the strength of the self-interaction and the parameter  $m^2$  of dimension  $(\text{mass})^2$ . If the theory is to be physical we have to reexpress these parameters in terms of a physical coupling constant  $g_{\text{phys}}$  and a physical mass  $m_{\text{phys}}^2$  accessible to physical measurements. This is already true at the lowest order of the loop expansion, i.e. at the purely classical level. As usual in quantum field theories, a connection between the set of parameters and the set of really physical measurable quantities is established by a set of normalization conditions which in the present context we choose to be:

$$\Gamma_2 = m_{\text{phys}}^2 \quad (2.37)$$

$$\Gamma_4 = g_{\text{phys}} \quad (2.38)$$

( $\Gamma_2$  denotes the 1PI 2-point function,  $\Gamma_4$  is the 1PI 4-point function.)

Taking into account that we have  $\Gamma_2^{(0)} = m^2$  and  $\Gamma_4^{(0)} = 0$  which directly follows from appropriate differentiations of  $\Gamma^{(0)}$  (2.32) with respect to  $\phi$  and subsequent evaluation at  $\phi = 0$ , the normalization conditions (2.37), (2.38) clearly supply us with the desired unambiguous interrelation between the parameters  $m^2$  and the physical observables  $g_{\text{phys}}; m_{\text{phys}}^2$  at lowest order, namely:

$$m^2 = m_{\text{phys}}^2 \quad \text{and} \quad h = g_{\text{phys}} \quad (2.39)$$

However, moving on to the next order, i.e. 1-loop order, we realise that the 1PI 2-point function and the 1PI 4-point function pick up radiative corrections:

$$\Gamma_2^{(1)} = m^2 + \frac{3}{2m^2}h \quad \text{and} \quad \Gamma_4^{(1)} = \frac{3}{2m^4}h^2 \quad (2.40)$$

(For this consider appropriate differentiations of  $\Gamma^{(0)} + \Gamma^{(1)}$  with  $\Gamma^{(1)}$  according to (2.33).) In order to still fulfill the normalization conditions (2.37), (2.38) which are the essential

ingredient for turning the formerly unphysical model into a physical theory, the only possibility is to introduce counterterms to the classical action,

$$S_{\text{ct}}^{(1)} = \frac{1}{2} m^2{}^{(1)} h'^2 + \frac{h'^4}{4!}{}^{(1)}; \quad (2.41)$$

ie. to consider  $S_{\text{eff}}^{(1)} = S^{(1)} + S_{\text{ct}}^{(1)}$  instead of  $S^{(1)}$  as the starting point for perturbative calculations, and to determine  $m^2{}^{(1)}$  and  $h'^4{}^{(1)}$  in such a way that now the normalization conditions hold true up to 1-loop order. In other words: The parameters  $m^2$  and  $h'$  have to be power series in  $\hbar$  by them selves:

$$m^2 = m^2{}^{(0)} + \sum_{n=1}^{\infty} m^2{}^{(n)} \hbar^n \quad \text{and} \quad h' = h'^{(0)} + \sum_{n=1}^{\infty} h'^{(n)} \hbar^n \quad (2.42)$$

A short calculation shows that with (2.41) the normalization conditions indeed can be fulfilled yielding:

$$m^2 = m_{\text{phys}}^2 - \frac{1}{2} \frac{g_{\text{phys}}}{m_{\text{phys}}^2} \hbar + O(\hbar^2) \quad (2.43)$$

$$= g_{\text{phys}} + \frac{3}{2} \frac{g_{\text{phys}}^2}{m_{\text{phys}}^4} \hbar + O(\hbar^2) \quad (2.44)$$

Hence, the renormalized action up to (and including) 1-loop order is given by

$$S_{\text{ren}}^{(1)} = \frac{1}{2} m_{\text{phys}}^2 h'^2 + \frac{g_{\text{phys}}}{4!} h'^4 + \frac{\hbar}{2} \ln \left( \frac{m_{\text{phys}}^2 + \frac{1}{2} g_{\text{phys}} h'^2}{m_{\text{phys}}^2} \right) - \frac{1}{2} \frac{g_{\text{phys}}}{m_{\text{phys}}^2} h'^2 + \frac{1}{8} \frac{g_{\text{phys}}^2}{m_{\text{phys}}^4} h'^4 : \quad (2.45)$$

Two remarks are of some importance here. Normally, in quantum field theory the Fourier transformations of the  $n$ -point functions contributing to a physical process with  $n$  external particles are functions of the external momenta of these particles starting from 1 loop on. As a consequence, the left hand sides of the normalization conditions in momentum space have to be stated at a specific value (or at several specific values) of the momenta in order to guarantee momentum independence of the right hand sides which represent certain physical measurements that are independent of momentum a priori. In the present case of a zero-dimensional theory, however, there is no momentum dependence of (the Fourier transformations of) the  $n$ -point functions at all. This observation is basically due to the fact that a zero-dimensional theory lives on just one point, say  $x_0$ , and, accordingly, Fourier space also contains just one momentum  $p_0$  which without loss of generality can be chosen to be  $p_0 = 0$ . This is the reason for the simple form of the normalization conditions

(2.37) and (2.38).

The second remark concerns the number of normalization conditions and is intimately related to the first one: The reader could perhaps wonder that only two normalization conditions have been given above whereas in four-dimensional  $\phi^4$ -theory a third additional normalization condition on the residue of the 2-point function is needed in order to fix the wave function renormalization  $z$  appearing in front of the kinetic term  $(\partial_\mu \phi)^2$ . In zero dimensions there is no kinetic term and, hence, no space for an additional free parameter like a wave function renormalization which in turn { due to its absence } also, of course, does not have to be fixed.

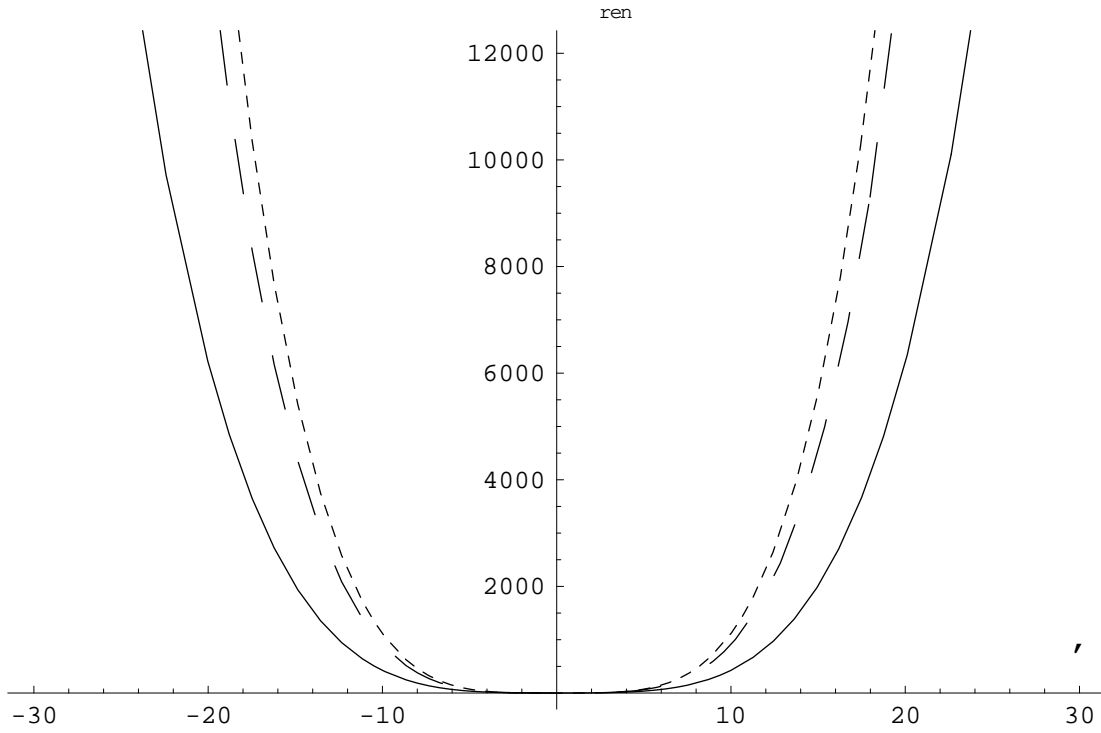


Figure 2: Plots of  $m_{\text{ren}}^{(0)}$  (solid line),  $m_{\text{ren}}^{(1)}$  (dashed line) and  $m_{\text{ren}}^{(2)}$  (dotted line) for  $h = 1$ ,  $m_{\text{phys}} = 1$  and  $g_{\text{phys}} = 0.9$ .

Apart from these remarks, it is clear how the above considerations recursively generalize to higher orders in the loop expansion. Especially, in 2-loop order  $m^2$  (2.43) and (2.44) are corrected by counterterms with coefficients  $m^2 {}^{(2)}h^2$  and  ${}^{(2)}h^2$ , respectively:

$$m^{2(2)} = \frac{7}{12} \frac{g_{\text{phys}}^2}{m_{\text{phys}}^6} \quad \text{and} \quad {}^{(2)}h^2 = \frac{3}{4} \frac{g_{\text{phys}}^3}{m_{\text{phys}}^8} \quad (2.46)$$

Accordingly, the renormalized action  $\Gamma_{\text{ren}}^{(2)}$  up to 2 loops reads

$$\Gamma_{\text{ren}}^{(2)} = \Gamma_{\text{ren}}^{(1)} + \frac{h^2}{4} \frac{2g_{\text{phys}}}{3} \frac{g_{\text{phys}}'^2}{(2m_{\text{phys}}^2 + g_{\text{phys}}'^2)^3} \frac{6m_{\text{phys}}^2}{2m_{\text{phys}}^4} \frac{g_{\text{phys}}}{2m_{\text{phys}}^4} \frac{1}{2m_{\text{phys}}^2 + g_{\text{phys}}'^2} + \frac{7}{6} \frac{g_{\text{phys}}^2}{m_{\text{phys}}^6} g_{\text{phys}}'^2 + \frac{1}{8} \frac{g_{\text{phys}}^3}{m_{\text{phys}}^8} g_{\text{phys}}'^4 + 4 \frac{g_{\text{phys}}^2}{m_{\text{phys}}^4} \frac{g_{\text{phys}}'^2}{2m_{\text{phys}}^2 + g_{\text{phys}}'^2} \frac{1}{2m_{\text{phys}}^2 + g_{\text{phys}}'^2} ; \quad (2.47)$$

where we already have taken into account that the 1-loop counterterms (2.41) in the 2-loop approximation develop radiative corrections leading to the last term on the right hand side of (2.47).

In figure 2 above,  $\Gamma_{\text{ren}}^{(n)}$  is represented for  $n = 0; 1$  and  $2$ . In order to be able to visualize the small corrections stemming from higher orders we, as an example, have chosen  $g_{\text{phys}} = 0.9$  and  $m_{\text{phys}} = 1$  as well as  $h = 1$ .

The recursive nature of the determination of  $\Gamma_{\text{ren}}$  again asks for an implementation on the computer. Appendix D presents such a short mathematica routine yielding in the case of zero-dimensional  $\phi^4$ -theory  $m^2$ ; and  $\Gamma_{\text{ren}}$  up to an arbitrary prescribed order of the loop expansion.

### 3. A model with spontaneous symmetry breaking

Among other things in the previous chapter we were concerned with the counting of Feynman diagrams for a given theory by considering the respective theory in zero dimensions. More precisely, we investigated in this regard the simple example of  $\phi^4$ -theory in quite some detail by using techniques which are – to some extent – orthogonal to the ones existing in the literature. Of course, this kind of considerations is generalizable to more complicated models including gauge bosons and fermions like, for example, QED or QCD. (See [CLP] for the case of QED.) However, what happens if the theory in question exhibits spontaneous symmetry breaking? Does the connection between the counting of Feynman diagrams and the theory in zero dimensions still hold, or has this connection to be modified, or is it perhaps completely destroyed?

One tough problem that shows up immediately when tackling the above question(s) pertains to the existence of massless modes due to the residual symmetry surviving the spontaneous breakdown of symmetry: In zero dimensions the Feynman propagators (in Fourier space) are something like  $\frac{1}{m_{\text{ass}}}$  or  $\frac{1}{(m_{\text{ass}})^2}$  because of the absence of nonvanishing momenta. Hence, for massless fields, what are the corresponding Feynman propagators? Are they undefined or infinite? Or what else could they be? On the other hand, the counting argument substantially relied on the fact that every Feynman propagator appearing in the Feynman diagrams can be normalized to just 1. Is there a way out of this dilemma?

In order to study this problem and to answer the questions just mentioned we again restrict ourselves to a simple model of spontaneous symmetry breaking, namely the theory of one complex scalar field with a self-interaction of the Mexican hat type. This model will be defined in the first section of this chapter where once more it is shown that a naive treatment of the zero-dimensional theory in higher orders leads to inconsistencies related to the problem stated above. Also two possibilities to circumvent these difficulties will be indicated there. The second section then follows up the most promising and elegant possibility in detail consisting in adding a gauge fixing term of t'Hooft's type to the classical action accompanied by the introduction of Faddeev-Popov ghost fields  $c$  and  $\bar{c}$ . Note that this becomes necessary even though there are no gauge fields present in the model under consideration. In other words, inspired by the usual approach to quantum gauge field theories BRS invariance will replace (hidden) local gauge invariance and serve as the defining property also for higher orders in perturbation theory. Having thus at our disposal a proper definition of the zero-dimensional theory to all orders we will continue to calculate recursively the generating functional of 1PI Green's functions in line with the investigations of the previous chapter. Section 3.3 is devoted to the question how far the counting argument can be transferred to the case of spontaneous symmetry breaking.

Several examples will be given in this context for illustrative purposes. In the final section we anew turn to the task of renormalizing the zero-dimensional model.

Besides the more pedagogical motivation for dealing with this kind of topic there is another, even more important reason which we would like to mention qualitatively already at this point: In models based on Noncommutative Geometry ordinary gauge fields and Higgs fields are combined into a single object, namely a generalized potential or superpotential  $A$ . Starting from this extended gauge potential  $A$  and calculating the noncommutative Yang-Mills action by also generalizing the usual Yang-Mills procedure yields the by now well-known result (among other things) that in such a noncommutative model the mechanism of spontaneous symmetry breaking (SSB) is automatically included and therefore a built-in feature of the model which, in addition, allows for a geometrical interpretation of SSB. Especially, if in the noncommutative approach the gauge fields are set to zero and if the Higgs fields are restricted to live on just one point, we obtain a very simple zero-dimensional noncommutative model that (by appropriate choice of the Higgs content) coincides with the model of the present chapter at least at the classical level. Hence, all the considerations in this chapter formulated in the common language of usual Higgs fields, and thus avoiding the notion of a superpotential  $A$ , will serve as a reference point for the analogous considerations in the subsequent chapter which deals with the quantum theory of that noncommutative toy model with just Higgs "fields" appearing in  $A$ . Of course, if we take the noncommutative point of view, things have to be formulated as far as possible using the noncommutative language, i.e. the basic object  $A$ . As it will turn out there is indeed a substantial simplification in the noncommutative framework. But this will be a later story.

### 3.1. Definition of the model and the problems with the Goldstone particle

In the following we will consider the theory of just one complex scalar field with self-interaction given by (in four dimensions):

$$\begin{aligned} S[\varphi, \bar{\varphi}] &= \int d^4x \left( (\partial_\mu \varphi(x)) (\partial^\mu \bar{\varphi}(x)) + m^2 \varphi(x) \bar{\varphi}(x) + \frac{1}{4} (\varphi(x) \bar{\varphi}(x))^2 \right) \\ &= \int d^4x \left( L_{\text{kin}}[\varphi, \bar{\varphi}] + V[\varphi, \bar{\varphi}] \right) \end{aligned} \quad (3.1)$$

In order to obtain the Mexican hat accounting for SSB we must have

$$m^2 < 0 ;$$

which will be assumed from now on. The absolute minimum of  $V[\varphi, \bar{\varphi}]$  are taken on a circle

around the origin  $(\bar{z}; z) = (0; 0)$  with radius

$$r = \sqrt{\frac{2m^2}{\hbar^2}} = \frac{v}{2} : \quad (3.2)$$

The theory in zero dimensions again results from the corresponding theory in four dimensions by omitting all derivatives of the fields as well as the overall integration and by suppressing the argument of the fields, i.e. in the present case the zero-dimensional action takes the form :

$$S(z; \bar{z}) = m^2 \bar{z}z + \frac{1}{4} (\bar{z}z)^2 \quad (3.3)$$

In order to eventually proceed to the quantum theory we furthermore perform a shift from the unstable local maximum at the origin  $(z; \bar{z}) = (0; 0)$  of  $S$  to one of the minima of  $S$  by means of a translation:

$$\begin{aligned} z &= \frac{1}{\hbar} (x + v + iy) \\ \bar{z} &= \frac{1}{\hbar} (x + v - iy) \end{aligned} \quad (3.4)$$

Looking for (1PI) Green's functions with (amputated) incoming and outgoing physical fields<sup>2</sup>  $x$  and  $y$  it is better to work with the real-valued variables  $x$  and  $y$  right from the beginning instead of using the unshifted fields<sup>2</sup>  $z$  and  $\bar{z}$ , see also later. Hence, expressing  $S(z; \bar{z})$  (3.3) in terms of  $x$  and  $y$  defined via (3.4) yields after a short calculation (up to a constant  $\frac{m^4}{4}$  which is the value of  $S(z; \bar{z})$  at the minima and therefore can be dropped without loss of generality<sup>2</sup>) the starting point for all considerations to follow :

$$S(x; y) = \frac{1}{16} (x^2 + y^2)^2 + \frac{v}{4} x(x^2 + y^2) - m^2 x^2 \quad (3.5)$$

$S(x; y)$  describes a massive scalar field<sup>2</sup>  $x$  with mass  $m_x^2 = 2m^2$ , i.e. a Higgs field, interacting with itself and another scalar, but massless field<sup>2</sup>  $y$ , which is a Goldstone field.

The generating functional  $Z(\bar{\eta}; \eta)$  of general Green's functions now reads

$$Z(\bar{\eta}; \eta) = N \int_1^{Z+1} dx \int_1^{Z+1} dy \exp \frac{1}{\hbar} (S(x; y) + \bar{\eta}x + \eta y) : \quad (3.6)$$

---

<sup>2</sup>Taking along the constant  $\frac{m^4}{4}$  leads to an additional constant factor on the r.h.s. of (3.6) which can be absorbed into a redefinition of the normalization constant  $N$ . This normalization constant is afterwards fixed by means of the requirement (3.7).

and are two external sources to which the theory is coupled in order to sum up all  $n$ -point functions into the single object  $Z$ . The normalization constant (again well-defined in zero dimensions) is fixed as usual by the requirement:

$$Z(\eta; \xi) \Big|_{\eta=\xi=0} = 1 \quad (3.7)$$

Copying the procedure of section 2.2 and thus heading for the differential equation(s) for  $Z(\eta; \xi)$  we elaborate the right hand sides of

$$\begin{aligned} 0 &= N \int_1^{Z+1} dy \int_1^{Z+1} dx \frac{\partial}{\partial x} \exp \frac{1}{\hbar} (S(x; y) + \eta x + \xi y) \quad ; \\ 0 &= N \int_1^{Z+1} dx \int_1^{Z+1} dy \frac{\partial}{\partial y} \exp \frac{1}{\hbar} (S(x; y) + \eta x + \xi y) \quad : \end{aligned}$$

This leads after an easy and short calculation to a system of two coupled partial differential equations for  $Z(\eta; \xi)$  which resembles in zero dimensions the system of Dyson-Schwinger equations for the model under consideration:

$$\begin{aligned} \hbar^3 \frac{\partial}{\partial \eta} \left( \frac{\partial^3 Z}{\partial \eta^3} + \frac{\partial^3 Z}{\partial \eta \partial \xi^2} \right) + \hbar^2 \frac{v}{4} \left( 3 \frac{\partial^2 Z}{\partial \eta^2} + \frac{\partial^2 Z}{\partial \eta^2} \right) - \hbar 2m^2 \frac{\partial Z}{\partial \eta} \quad Z = 0 \\ \hbar^3 \frac{\partial}{\partial \xi} \left( \frac{\partial^3 Z}{\partial \eta^3} + \frac{\partial^3 Z}{\partial \eta^2 \partial \xi} \right) + \hbar^2 \frac{v}{2} \frac{\partial^2 Z}{\partial \eta \partial \xi} \quad Z = 0 \quad (3.8) \end{aligned}$$

Being mainly interested in 1PI diagrams we have to perform the transition from the generating functional  $Z(\eta; \xi)$  to the generating functional  $\Gamma(x; y)$  of 1PI Green's functions according to<sup>3</sup>:

$$Z(\eta; \xi) = \exp \left( \frac{i}{\hbar} W(\eta; \xi) \right) \quad (3.9)$$

$$\stackrel{\text{Legendre}}{!} \quad \Gamma(x; y) = \eta x + \xi y - W(\eta(x; y); \xi(x; y)) \quad (3.10)$$

$$\text{with} \quad \eta = \frac{\partial W}{\partial x} \quad ; \quad \xi = \frac{\partial W}{\partial y} \quad (3.11)$$

We skip the details of the calculation here and refer the interested reader to appendix E. Up to order  $\hbar$  the following two coupled differential equations for  $\Gamma(x; y)$  result:

$$\begin{aligned} \frac{\partial}{\partial x} \Gamma = \frac{1}{4} (x^3 + xy^2 + 3vx^2 + vy^2 - 2m^2 x) \\ + \hbar \frac{1}{4} \hat{\Gamma}^{-1}(x; y) \left( (x + v) \left( 3 \frac{\partial^2}{\partial y^2} + \frac{\partial^2}{\partial x^2} \right) - 2y \frac{\partial^2}{\partial x \partial y} \right) + O(\hbar^2) \end{aligned}$$

---

<sup>3</sup>Please note that we are working with the shifted physical fields  $x$  and  $y$  located at one of the minima of the Mexican hat. As a consequence, the vacuum expectation values of the classical fields  $x$  and  $y$  are zero at the classical level. This is the reason for the absence of a constant (constants) (vacuum expectation value(s)) in (3.11).



$$\frac{\partial}{\partial y} = \frac{1}{4} y^3 + x^2 y + 2vxy + h \frac{1}{4} \hat{h}^{(1)}(x; y) - 2(x+v) \frac{\partial^2}{\partial x \partial y} + y \frac{\partial^2}{\partial y^2} + 3 \frac{\partial^2}{\partial x^2} + O(h^2) \quad (3.12)$$

The function  $\hat{h}(x; y)$  occurring on the right hand sides is defined in (E.8):

$$\hat{h}(x; y) = \frac{\partial^2}{\partial x^2} \frac{\partial^2}{\partial y^2} - \frac{\partial^2}{\partial x \partial y} \quad (3.13)$$

Solving (3.12) recursively order by order in the loop expansion, in zeroth order we find, as a matter of consistency, the expected answer

$$\hat{h}^{(0)}(x; y) = S(x; y) \quad ; \quad (3.14)$$

where  $S(x; y)$  is given by (3.5). Proceeding to the next order and, hence, evaluating (3.12) consistently in order  $h^1$ , a straightforward calculation (using (3.14)) shows that the 1-loop approximation of  $\hat{h}$  reads:

$$\hat{h}^{(1)}(x; y) = \frac{1}{2} \ln \hat{h}^{(0)}(x; y) + C^{(1)} \quad (3.15)$$

$$\text{with } \hat{h}^{(0)}(x; y) = \frac{1}{16} (3x^2 + y^2 + 6vx - 8m^2) (x^2 + 3y^2 + 2vx) - \frac{1}{4} (x+v)^2 y^2$$

In (3.15)  $C^{(1)}$  is a constant of integration that actually should be fixed by the requirement<sup>4</sup>

$$\hat{h}(x; y)|_{x=0=y} = 0 \quad \text{to all orders} \quad ; \quad (3.16)$$

However, as can be seen at once from (3.15),  $\hat{h}^{(1)}$  is not defined in the limit  $x \rightarrow 0$  and  $y \rightarrow 0$ . Even worse, trying to calculate in 1-loop order the 1PI  $n$ -point functions by repeated differentiations of  $\hat{h}^{(1)}$  with respect to  $x$  and  $y$  and subsequent evaluation at  $x = 0 = y$  we have to realise that none of those  $n$ -point functions is defined, or, expressing the same statement differently, all possible 1PI  $n$ -point functions are infinite starting from 1-loop on. This unavoidable fact just reflects, of course, the problems mentioned in the introduction of the present chapter concerning the masslessness of the Goldstone boson  $y$ : In higher orders, all possible 1PI Green's functions necessarily involve diagrams with internal  $y$ -propagators due to the nature of the couplings in  $S(x; y)$ . But because the "eld"  $y$  is massless the Feynman propagator for  $y$  is just infinite in zero dimensions.

---

<sup>4</sup> (3.16) is nothing else but the translation of (3.7) to the functional taking into account that  $x$  and  $y$  are the physical elds. In fact, (3.16) was implicitly used when deriving (3.14).

As a consequence, even in zero dimensions higher orders are spoiled by a remnant of what in four dimensions would be called an infrared problem.

One possibility to circumvent this dilemma certainly would consist in an ad-hoc addition of a mass term  $m_y^2 y^2$  to the action  $S(x; y)$ . However, proceeding this way the hidden symmetry of the model (see section 3.2) is brutally destroyed and it will be difficult (and perhaps even impossible) to properly control the higher orders and, especially, the dependence of the theory on the auxiliary mass  $m_y^2$  from 1 loop on.

Hence, we should look for an alternative possibility: The best strategy would be to introduce a mass term for the Goldstone boson  $y$  without losing track of the (hidden) symmetry. Borrowing ideas from ordinary quantum field theory this can be achieved by adding a gauge fixing term of t'Hooft's type,

$$g.f. = \frac{1}{2} B^2 + m B y ; \quad (3.17)$$

to  $S(x; y)$  and enlarging (local) gauge invariance to BRS invariance. In (3.17)  $B$  is a gauge parameter, and  $B$  is an auxiliary field of dimension 2. Eliminating  $B$  by means of its equation of motion produces the desired mass term for  $y$ :

$$\left( \frac{\partial g.f.}{\partial B} = 0 \right) \quad B = -m y \quad g.f. = -\frac{1}{2} m^2 y^2 \quad (3.18)$$

On the other hand, keeping the auxiliary field  $B$  until the end of all calculations and having at our disposal BRS invariance (as the defining symmetry of the theory) everything will be well-defined. Section 3.2 follows up this second promising possibility in detail.

### 3.2. Proper definition of the theory and recursive determination of $\Gamma^{(n)}$

It is evident that  $S(z; \bar{z})$  (3.3) is invariant under the (gauge) transformations

$$z \rightarrow z e^i \quad \text{and} \quad \bar{z} \rightarrow \bar{z} e^{-i} \quad \text{with} \quad \text{arbitrary real } i : \quad (3.19)$$

Carrying out the shift (3.4) from  $z; \bar{z}$  to the physical variables  $x; y$  the above symmetry is hidden, but, of course, nevertheless still present. When expressed for  $x$  and  $y$  the infinitesimal version of the symmetry of  $S(x; y)$  (3.5) takes the form

$$x \rightarrow x + y \quad \text{and} \quad y \rightarrow y - (x + y) : \quad (3.20)$$

Obviously, adding the gauge fixing term  $\mathcal{L}_{gf}$  (3.17) to  $S(x; y)$  breaks invariance under (3.20) due to  $(\delta B = 0 \text{ by definition})$

$$\mathcal{L}_{gf} = -\frac{1}{2} B^2 (x + v) \quad ; \quad (3.21)$$

In order to keep track of the original symmetry (3.20) one has to enlarge the space of "fields"  $(x; y)$  by some unphysical "fields"  $c$  and  $\bar{c}$ , the Faddeev-Popov ghosts, and, at the same time, to go over from gauge invariance to BRS invariance:

$$\begin{aligned} s x &= c y \quad ; \quad s y = c(x + v) \quad ; \\ s c &= 0 \quad ; \quad s \bar{c} = B \quad ; \quad s B = 0 \end{aligned} \quad (3.22)$$

It has to be remarked that in the present context Faddeev-Popov ghosts have to be introduced although there are no gauge fields in the model at all. At first sight this seems unusual when compared to ordinary quantum field theory. Taking, however, the noncommutative point of view (see later) according to which the Higgs fields are part of a (generalized) gauge potential and, hence, by themselves a sort of generalized gauge fields, the above introduction of ghost "fields" becomes more plausible.

In a next step  $S + \mathcal{L}_{gf}$  has to be completed by a Faddeev-Popov (FP) part chosen in such a way that the variation of  $\mathcal{L}_{FP}$  under BRS exactly cancels the variation of  $\mathcal{L}_{gf}$  under BRS (see (3.21) with  $\delta c = c$  and  $\delta \bar{c} = B$ ). This leads to

$$\mathcal{L}_{FP} = -\frac{1}{2} B^2 (x + v) c \quad ; \quad (3.23)$$

Because some of the BRS transformations (3.22) are bilinear in the classical fields and because in the full quantum theory the classical fields will become some nontrivial operators, for a proper definition of such products of operators in higher orders it is furthermore necessary to couple all nonlinear BRS transformations to external sources thereby introducing an additional part  $\mathcal{L}_{ext}$  to the action depending on the external sources:

$$\mathcal{L}_{ext} = X (s y) + Y (s x) \quad (3.24)$$

In summary, the complete classical action  $\mathcal{L}_{cl}$  is now given by:

$$\mathcal{L}_{cl}(x; y; B; c; \bar{c}; X; Y) = S(x; y) + \frac{1}{2} B^2 (x + v) - \frac{1}{2} B^2 (x + v) c + X c(x + v) - Y c y \quad (3.25)$$

(3.25) is the fundamental starting point for all considerations to follow in this section. In table 1 we list for later convenience all "fields" of the model with their respective

dimensions and quantum numbers  $Q$  as well as their behaviour under charge conjugation<sup>5</sup>  $C$ . All these properties are inherited from the corresponding theory in four dimensions.

eld	$x$	$y$	$B$	$c$	$\bar{c}$	$X$	$Y$
dim	1	1	2	0	2	3	3
$Q$	0	0	0	1	-1	-1	-1
$C$	+	-	-	-	-	-	+

Table 1: Quantum numbers of the elds

From the construction it is clear that  $\mathcal{L}_1$  is invariant under the BRS transformations (3.22) ( $sX = 0 = sY$  by definition). At the "functional" level this invariance under BRS transformations is expressed in terms of the Slavnov-Taylor identity (STI):

$$S(\mathcal{L}_1) = 0 \quad (3.26)$$

$$\text{with } S(\cdot) = \frac{\partial}{\partial Y} \frac{\partial}{\partial x} + \frac{\partial}{\partial X} \frac{\partial}{\partial y} + B \frac{\partial}{\partial \bar{c}}$$

Let us now turn to the second part of this section, namely the recursive determination of  $\mathcal{L}_1^{(n)}$ . We again begin our investigations by first writing down the generating functional  $Z(\cdot; \cdot; \cdot; \cdot; X; Y)$  of general Green's functions:

$$Z(\cdot; \cdot; \cdot; \cdot; X; Y) = N \int_1^{Z+1} dx dy dB dc d\bar{c} \exp \frac{1}{h} (\mathcal{L}_1 + x + y + B + \bar{c} + c) \quad (3.27)$$

$\cdot; \cdot; \cdot$  and  $\bar{\cdot}$  are the ve external sources corresponding to the "propagating elds"  $x; y; B; \bar{c}$  and  $c$ , respectively. Among these sources  $\cdot; \cdot$  and  $\bar{\cdot}$  are ordinary numbers whereas  $\cdot$  and  $\bar{\cdot}$  have to be Grassmannian (anticommuting) numbers with  $\cdot$ -charge  $+1$  and  $-1$ , respectively. The derivation of the system of differential equations that  $Z$  has to fulfill, copies the by now familiar strategy we already pursued several times. Having ve dynamical variables  $x; y; B; c$  and  $\bar{c}$  in the game we obtain a system of ve coupled partial differential equations for  $Z$ :

$$h^3 \frac{\partial^3 Z}{\partial^3} + \frac{\partial^3 Z}{\partial \partial^2} + h^2 \frac{\partial^3 Z}{\partial^2} + \frac{\partial^2 Z}{\partial^2} + m \frac{\partial^2 Z}{\partial \partial} + h^2 m^2 \frac{\partial Z}{\partial} + X \frac{\partial Z}{\partial} Z = 0$$

$$h^3 \frac{\partial^3 Z}{\partial^3} + \frac{\partial^3 Z}{\partial^2 \partial} + h^2 \frac{\partial^2 Z}{\partial \partial} + h m \frac{\partial Z}{\partial 1} + Y \frac{\partial Z}{\partial} Z = 0$$

<sup>5</sup>One easily proves that  $\mathcal{L}_1$  (3.25) is invariant under  $C$ . Taking into account the behaviour under charge conjugation will simplify some calculations later on.

$$\begin{aligned}
h \frac{\partial Z}{\partial l} + m \frac{\partial Z}{\partial c} &= 0 \quad (3.28) \\
h^2 m \frac{\partial^2 Z}{\partial c \partial c} + h m v \frac{\partial Z}{\partial c} - Y \frac{\partial Z}{\partial c} + X \frac{\partial Z}{\partial c} + (vX - Y) Z &= 0 \\
h^2 m \frac{\partial^2 Z}{\partial c \partial c} + h m v \frac{\partial Z}{\partial c} + Z &= 0
\end{aligned}$$

The first two equations in (3.28) are direct generalizations of (3.8) to the case when there are also the variables  $B$ ,  $c$  and  $\bar{c}$ , whereas the remaining three equations are new due to the additional presence of the auxiliary field  $B$  and the ghosts  $c$  and  $\bar{c}$ .

The system (3.28) now has to be translated first to a system of differential equations for  $W(x; y; B; c; \bar{c}; X; Y)$  and then to such a system for  $(x; y; B; c; \bar{c}; X; Y)$  which subsequently has to be solved order by order in  $\hbar$ . We skip the details of the calculation here and refer the reader once again to the appendices, this time to appendix F, where the computational steps in between can be found. Instead we just quote some main results.

The third equation in (3.28) when expressed for the functional just becomes the gauge fixing condition

$$\frac{\partial}{\partial B} = B + m y; \quad (3.29)$$

which due to its linearity in the "propagating fields" can be integrated to all orders without any problems. Hence, at least one of the equations above is almost trivial reducing that way the complexity of the system (3.28) a little bit.

When rewritten for the function the first two equations in (3.28) determine the dependence of on  $x$  and  $y$ , respectively. Up to and including 1-loop order we find for these equations (neglecting momentarily some contributions depending on the ghosts  $c$  and  $\bar{c}$  which are indicated by the dots):

$$\begin{aligned}
\frac{\partial}{\partial x} &= \frac{1}{4} (x^3 + xy^2 + 3vx^2 + vy^2) - 2m^2 x \\
&+ \hbar \frac{1}{4} h^{-1}(x; y) (x + v) - 3 \frac{\partial^2}{\partial y^2} (m)^2 + \frac{\partial^2}{\partial x^2} 2y \frac{\partial^2}{\partial x \partial y} \\
&+ m \frac{\partial^2}{\partial c \partial c} + \dots + O(\hbar^2) \quad (3.30)
\end{aligned}$$

$$\begin{aligned}
\frac{\partial}{\partial y} &= \frac{1}{4} (y^3 + x^2 y + 2vxy) + m B \\
&+ \hbar \frac{1}{4} h^{-1}(x; y) - 2(x + v) \frac{\partial^2}{\partial x \partial y} + y \frac{\partial^2}{\partial y^2} (m)^2 + 3 \frac{\partial}{\partial x^2} \\
&+ \dots + O(\hbar^2)
\end{aligned}$$

The function  $h(x; y)$  generalizes the function  $\hat{h}(x; y)$  (3.13) of the previous section and is

defined to be:

$$h(x; y) = \frac{\partial^2}{\partial x^2} \frac{\partial^2}{\partial y^2} \left( m^2 \right) \frac{\partial^2}{\partial x \partial y} \quad (3.31)$$

The modifications brought about by the introduction of the auxiliary field  $B$  and the ghosts  $c$  and  $\bar{c}$ , i.e. by going over from gauge invariance to BRS invariance, are easily read off by comparing (3.30) and (3.31) to (3.12) and (3.13), respectively. In the present approximation these modifications mainly consist in the following two points:

Firstly, in every place of occurrence  $\frac{\partial^2}{\partial y^2}$  has to be replaced by  $\frac{\partial^2}{\partial y^2} - \frac{1}{2} (m^2)$ , thus allowing for an auxiliary mass  $\frac{1}{2} (m^2)$  for the Goldstone boson  $y$  without breaking invariance under BRS transformations.

Secondly, the first equation in (3.30) contains the additional term  $h(m) \frac{\partial^2}{\partial \bar{c} \partial c}$ . This term encodes contributions stemming from internal Higgs-propagators to scattering processes including at least one external but amputated Higgs field  $x$ . These contributions can and will be present starting from 1 loop on, see also later.

Finally, moving on to the recursive solution of (3.30) (or better to the recursive solution of the complete system (F.11)) we find { after the consistency check  $h^{(0)} = c_1$  with  $c_1$  according to (3.25) { the following expression for  $h^{(1)}$ :

$$\begin{aligned} h^{(1)} = & \frac{1}{2} \ln h^{(0)}(x; y) \ln(x + v) + C^{(1)} \\ & + \bar{c} \frac{m}{x + v} f^{(0)}(x; y) c - x \frac{f^{(0)}(x; y)}{x + v} c - y \frac{y}{2 h^{(0)}(x; y)} c \end{aligned} \quad (3.32)$$

$$\text{with } h^{(0)}(x; y) = \frac{1}{16} (3x^2 + y^2 + 6vx - 8m^2)(x^2 + 3y^2 + 2vx - 4(m^2)) - \frac{1}{4} (x + v)^2 y^2$$

$$\text{and } f^{(0)}(x; y) = \frac{x^2 + 3y^2 + 2vx - 4(m^2)}{4 h^{(0)}(x; y)}$$

The constant of integration  $C^{(1)}$  is fixed by the requirement  $j_{x=y=B=c=\bar{c}=0} = 0$  to all orders, i.e.<sup>6</sup>

$$C^{(1)} = \frac{1}{2} \ln 2^2 m^4 + \ln v : \quad (3.33)$$

In contrast to (3.15)  $h^{(1)}$  in (3.32) is well-defined in the vicinity of  $x = y = 0$ . The same holds, of course, true for all possible 1PI  $n$ -point functions.

As a conclusion, we may state that the problems mentioned in the introduction to this chapter have been cured.

Appendix F also presents the result for the 2-loop approximation  $h^{(2)}$  of  $h$ . It is clear

<sup>6</sup>Taking into account this constant of integration the arguments of the two logarithms in the first line of (3.32) become dimensionless, as they should.

that due to the recursive nature of the determination again an implementation of the whole procedure on the computer would be not only possible but also perhaps desirable. However, we will abstain from this possibility because in the present formulation the resulting expressions rapidly blow up tremendously becoming almost unreadable, a technical difficulty which hopefully will be overcome when the more appropriate noncommutative language is used. That indeed the noncommutative version generates substantial simplification will be the topic of the next chapter.

### 3.3. Feynman propagators and "counting" of diagrams

On the basis of the outcome of the previous section we are now in a position to investigate the question to which extent the counting argument of Feynman diagrams can be transferred to the model under consideration including SSB { at least for the case of 1PI diagrams. In order to allow for a detailed comparison between the analytical results derived above and a direct "counting" of Feynman diagrams we first of all need the free Feynman propagators of the present theory in zero dimensions. For the calculation of these propagators we start off, as usual, from the bilinear part

$$\mathcal{L}_{\text{bil}}^{(0)} = -\frac{1}{2} m^2 \phi^2 + i m \phi \psi \bar{\psi} \quad (3.34)$$

of the classical action  $\mathcal{L}_{\text{cl}}$  (3.25). Let us briefly illustrate another simple method<sup>7</sup> for finding the propagators by examining, as an example, the Feynman propagator of the Higgs' variable  $\phi$ : Obviously, we have  $\frac{\partial \mathcal{L}_{\text{bil}}^{(0)}}{\partial \phi} = -m^2 \phi$  which is coupled to the external source  $J$ . I.e. on the bilinear part is just a function of  $\phi$  only:  $\mathcal{L}_{\text{bil}}^{(0)}(\phi) = -\frac{1}{2} m^2 \phi^2$ ,  $\phi = \frac{J}{m^2}$ . According to the definition of the  $\phi\phi$ -propagator,  $\Delta_{\phi\phi} = i \frac{\partial \phi}{\partial J}$ , we hence find the following answer which could have been expected:

$$\Delta_{\phi\phi} = \frac{i}{m^2} \quad (3.37)$$

---

<sup>7</sup>Of course, we could equivalently proceed in the same manner as in chapter 2 by first calculating

$$Z_{\text{free}}(\phi; \psi; \bar{\psi}) = N \int d\phi d\psi d\bar{\psi} \exp \left[ \frac{i}{\hbar} \mathcal{L}_{\text{bil}}^{(0)}(\phi) + i \phi J + i \bar{\psi} \eta + i \bar{\eta} \psi \right]; \quad (3.35)$$

with the result,

$$Z_{\text{free}} = \frac{1}{m^2} \exp \left[ \frac{i}{2\hbar} \frac{J^2}{m^2} + \frac{i}{2\hbar} \frac{\eta \bar{\eta}}{m} \right]; \quad (3.36)$$

and by subsequently using the general definition of the Feynman propagator in question which uses  $Z_{\text{free}}$  and looks like (2.17).

In a completely analogous manner also the ghost propagator results:

$$\frac{F}{\overline{c}c} = \frac{\hbar}{m v} \quad (3.38)$$

The derivation of the remaining Feynman propagators in zero dimensions is slightly more involved but nevertheless follows along the lines indicated above. We end:

$$\frac{F}{yy} = \frac{\hbar}{(m v)^2} ; \quad \frac{F}{By} = \frac{\hbar}{m} ; \quad \frac{F}{BB} = 0 \quad (3.39)$$

As in the previous basic example of  $\phi^4$ -theory, in a next step we could normalize these propagators to simple numbers by choosing appropriate values for the parameters  $\hbar, m^{(2)}$ , and  $v$ . We forgo this possibility here for the following two reasons: On the one hand, keeping the above parameters explicitly we will have a better chance for a more profound check of the many factors in the analytical expressions. On the other hand, going ahead that way we will also be able to clarify more accurately the origin of the various terms contributing to  $\Gamma^{(n)}$ . In order not to be too academic, we now turn to some particular examples.

#### Example 1: Higgs tadpole

In figure 3 the 1PI Feynman diagrams contributing in the 1-loop approximation to the Higgs 1-point function are depicted graphically.

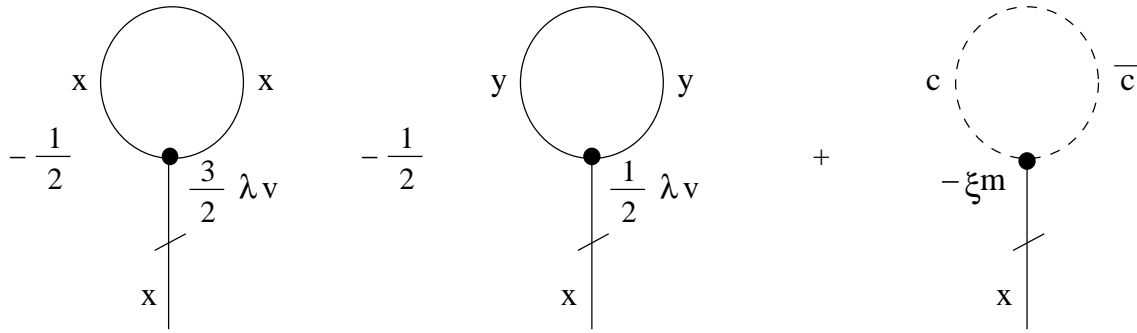


Figure 3: 1PI contributions to the Higgs tadpole in 1 loop. The sloping bar on the external  $xx$ -propagators indicates that these lines are amputated. Furthermore, the numerical factors in front of the diagrams stem from Wick's theorem.

Figure 3 also contains the information about the relevant coupling constants related to the vertices  $xxx$ ;  $xyy$  and  $x\bar{c}c$ , as they follow immediately from the interaction terms in



cl (3.25). A direct calculation of  $\Gamma_x^{(1)}$  is now very easy due to the fact that in zero dimensions no integrations over internal loops have to be performed. In other words, the value of each Feynman diagram in zero dimensions is given by the product of a factor originating from Wick's theorem, the vertex factors and the propagators involved in the diagram. For instance, the first contribution in figure 2 is given by (h = 1):

$$\frac{1}{2} \frac{3v}{2} \Gamma_{xx} = \frac{3v}{8m^2}$$

In doing so we altogether obtain<sup>8</sup>

$$\Gamma_x^{(1)} = \frac{3v}{8m^2} + \frac{v}{4(m^2)^2} + \frac{1}{v} ; \quad (3.40)$$

where the last term comes from internal ghost contributions. This result has to be compared with the derivative of  $\Gamma^{(1)}$  (3.32) with respect to  $x$  subsequently evaluated for all fields equal to zero. We find complete agreement (up to an overall sign<sup>9</sup>). Furthermore, we observe that the contribution originating from the internal Higgs-propagator is encoded in the second term of  $\Gamma^{(1)}$ , namely in  $-\ln(x+v)$ , whereas the other contributions stem from the first term  $\frac{1}{2} \ln h^{(0)}(x; y)$ .

#### Example 2: Self-energy of the Higgs

In 1 loop the following 1PI diagrams contribute to the self-energy of the Higgs' variable  $x$ :

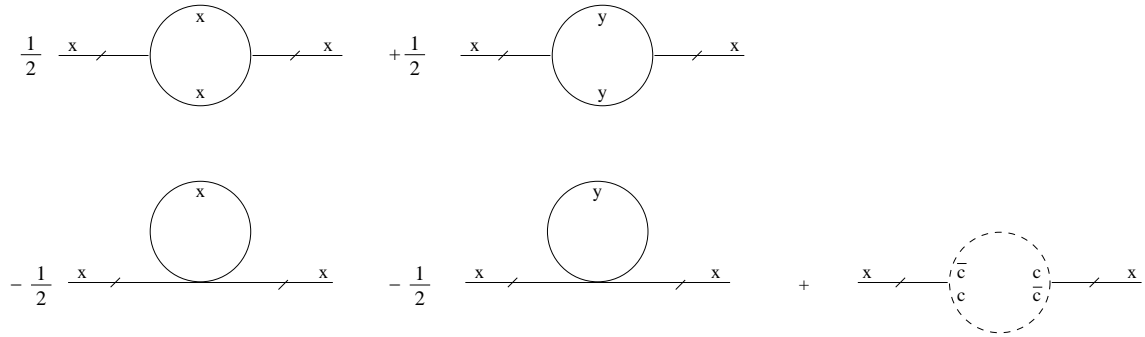


Figure 4: 1PI contributions to  $\Gamma_{xx}$  at order  $h$ .

Taking into account the vertex factors  $\frac{3}{2}$  and  $\frac{1}{2}$  for the vertices  $xxxx$  and  $xyyy$ , respectively, this time the direct calculation of the above diagrams yields:

$$\Gamma_{xx}^{(1)} = \frac{9}{32} \frac{v^2}{m^4} + \frac{1}{8} \frac{v^2}{(m^2)^4} + \frac{3}{8m^2} + \frac{1}{4} \frac{1}{(m^2)^2} - \frac{1}{v^2} \quad (3.41)$$

<sup>8</sup>Please note that for each closed ghost loop there is an extra factor  $-1$ .

<sup>9</sup>See footnote 1; this time, however, the Legendre transformation is defined in (F.2).

(3.41) again coincides (up to the same overall sign as in example 1) with the analytical result, i.e. with the second derivative of <sup>(1)</sup> (3.32) with respect to  $x$  finally evaluated for all fields set equal to zero. It also holds true that the contribution from the internal ghost propagators still stems from the term  $-\ln(x + v)$  in <sup>(1)</sup>.

### Example 3: Higgs tadpole in 2-loop order

Let us finally look at an example involving the second order of the loop expansion. To simplify matters we reconsider the Higgs 1-point function: For 1PI  $n$ -point functions different from  $\Gamma_x^{(2)}$  an even larger number of Feynman diagrams has to be taken into account in the 2-loop approximation. As usual, the analytical answer is obtained by differentiating <sup>(2)</sup> (F.12) once with respect to  $x$  and by subsequently evaluating the resulting expression for  $x = 0 = y$ .

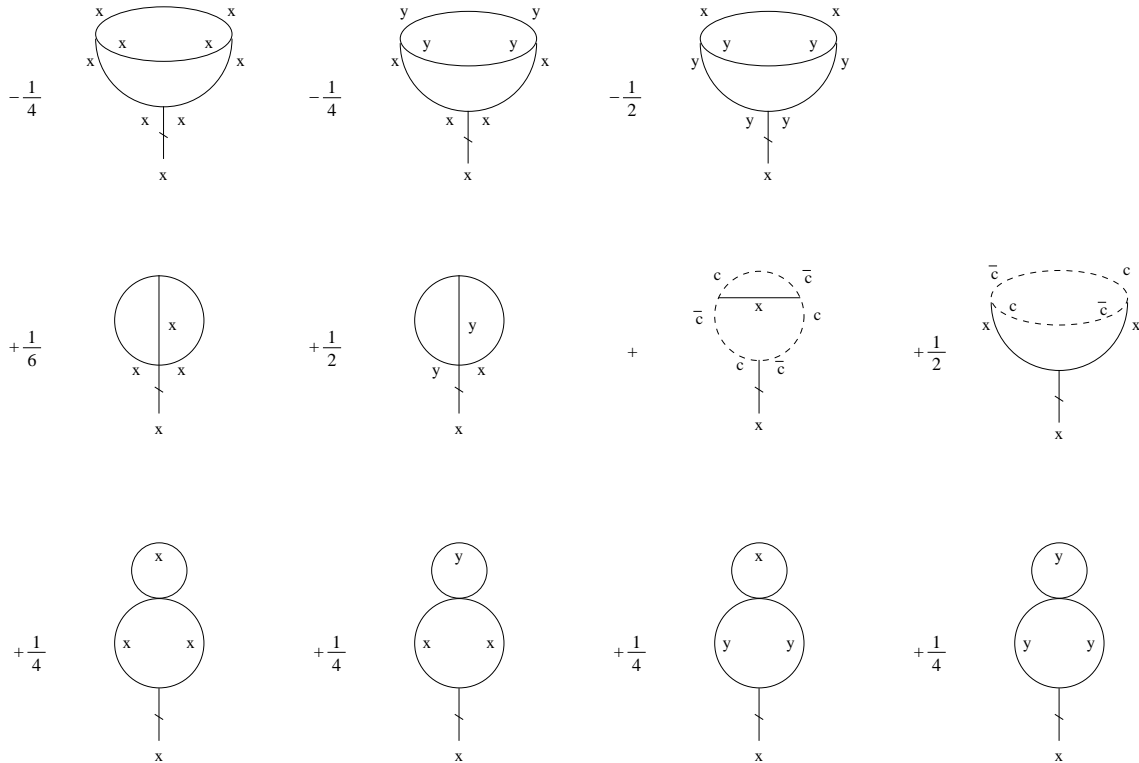


Figure 5: 1PI contributions to  $\Gamma_x^{(2)}$ .

This leads to

$$\begin{aligned} \Gamma_x^{(2)} = & \frac{1}{512 m^8 v^3} \left( 256 m^6 (m)^6 - 96 m^4 v^2 (m)^6 \right. \\ & + 12 m^2 v^4 (8 m^6 + 4 m^4 (m)^2 + 2 m^2 (m)^4 + 5 (m)^6 \\ & \left. + 3 v^6 (16 m^6 + 12 m^4 (m)^2 + 27 (m)^6) \right) : \end{aligned} \quad (3.42)$$

(3.42) again coincides (up to an overall sign) with the direct calculation of the Feynman diagrams contributing to  $\Gamma_x^{(2)}$ . These diagrams are depicted in figure 5 above.

In summary, we may draw the following conclusion: Even in models without SSB the counting of Feynman diagrams, achieved by considering the corresponding zero-dimensional theory, is not a naive counting just yielding the number of diagrams but rather a weighted one: Combinatorial factors from Wick's theorem as well as possible symmetry factors enter this counting. As a consequence, the counting argument should be regarded as a consistency check that in a four-dimensional calculation all diagrams and all combinatorial factors and all symmetry factors have been taken into account correctly. When taking this point of view, the previous examples clearly show that the counting argument can very well be transferred to models exhibiting spontaneous symmetry breaking.

### 3.4. Renormalization

Suppose that we would like to depict graphically the modifications to the (zero-dimensional) classical Higgs potential  $V(x; y) = S(x; y) = \left. \frac{d}{d\lambda} \right|_{\lambda=0} \Gamma_{\text{eff}}^{(n)}(x; y)$  stemming from higher order loop contributions because of the assumption that the effective Higgs potential  $V_{\text{eff}}^{(n)}(x; y) = \left. \frac{d}{d\lambda} \right|_{\lambda=0} \Gamma_{\text{eff}}^{(n)}(x; y)$  (in zero dimensions this is the full physical theory!) should have a physical meaning. This immediately raises the question: What (physical) values do we have to choose for the various parameters appearing in  $\Gamma_{\text{eff}}^{(n)}$ ? The necessity of finding an answer to this question indicates nothing else but the necessity of (re)normalizing the theory, i.e. the necessity of expressing the so far unphysical parameters of the theory in terms of observable and, hence, physical quantities (order by order in the loop expansion). When compared to the first simple example of zero-dimensional  $\phi^4$ -theory, in the present context the necessity of renormalization (with emphasis put on the syllable "re") becomes even more transparent: Whereas in the classical approximation the vacuum expectation value  $\langle x \rangle = \left. \frac{d}{d\lambda} \right|_{\lambda=0} \Gamma_{\text{eff}}^{(0)}(x; y)$  of the Higgs' variable  $x$  is by construction 0, example 1 of section 3.3 shows that this statement does not hold true in higher orders, see (3.40). In other words, without renormalization the theory will drift away from the ring of local minima in which, in turn, is disastrous for the stability (and definition) of a perturbative treatment of a physical theory. So as to keep fixed the theory in one of the minima also in higher orders (among other things) it is unavoidable to introduce appropriate invariant counterterms to the classical action the coefficients of which have to be renormalized again and again order by order in the loop expansion.

In order not to forget a possible counterterm (i.e. in order to control all of them explicitly) we choose the common approach to such a task relying on the defining property of the

theory, namely the fundamental notion of symmetry which in the current investigation is BRS symmetry expressed in terms of the STI (3.26). Hence, first of all we have to look for the most general classical solution  $\phi_{cl}^{gen}$  of (3.26). An inspection of table 1, the table of quantum numbers of all the fields involved, yields the following most general ansatz for  $\phi_{cl}^{gen}$  (already exploiting the gauge fixing condition (3.29) and making use of the facts that  $\phi_{cl}^{gen}$  has to be  $\eta$ -neutral, invariant under charge conjugation  $C$  and bounded in dimension by 4):

$$\begin{aligned} \phi_{cl}^{gen} = & a_1 x + a_2 x^2 + a_3 y^2 + a_4 x^3 + a_5 xy^2 + a_6 x^4 + a_7 x^2 y^2 + a_8 y^4 \\ & + b_1 \bar{c} + b_2 \bar{c}x + b_3 \bar{c}x^2 + b_4 \bar{c}y^2 + b_5 cX + b_6 cXx + b_7 cYy \\ & + \frac{1}{2} B^2 + m B y \end{aligned} \quad (3.43)$$

So far  $a_1; \dots; a_8$  and  $b_1; \dots; b_7$  are unconstrained free parameters. Inserting this ansatz into the STI (3.26) and comparing coefficients of independent "field" monomials will lead to some restrictions among the formerly free parameters. After a straightforward but a little bit cumbersome calculation we obtain the result (upon renaming parameters):

$$\begin{aligned} \phi_{cl}^{gen} = & \frac{1}{2} \hat{\Delta} (2\hat{\Delta}x + z_x x^2 + z_y y^2) + \frac{\hat{\Delta}}{16} (2\hat{\Delta}x + z_x x^2 + z_y y^2)^2 \\ & + \frac{1}{2} B^2 + m B y - m \bar{c} (z_x x + \hat{\Delta}) c + X (z_x x + \hat{\Delta}) c - Y z_y y c \end{aligned} \quad (3.44)$$

From (3.44) we easily can read off that there are five free parameters within the theory, namely  $z_x; z_y; \hat{\Delta}; \hat{\Delta}$  and  $\hat{\Delta}$ . These parameters are not prescribed by BRS symmetry and, hence, have to be fixed elsewhere. Due to the method of determination these parameters, furthermore, are in one-to-one correspondence with all possible invariant counterterms in higher orders.

Because of the additional freedom related to the additional free parameter  $\hat{\Delta}$  in (3.44) when compared to  $\phi_{cl}$  (3.25), this parameter  $\hat{\Delta}$  multiplying a term linear in  $x$ , and because of the remarks just given, already at this point we can foresee that by an appropriate choice of  $\hat{\Delta}$  in higher orders it will be possible to hold the theory strictly in one of the minima of the effective potential.

As usual, the free parameters will be fixed by normalization conditions. Dealing with formal power series in  $\hbar$  the only requirement that these normalization conditions have to fulfill is the requirement of uniquely determining the free parameters in lowest order. Apart from this requirement the actual choice of the normalization conditions is to a certain extent a matter of taste at least in the present context<sup>10</sup>. We propose the following

---

<sup>10</sup>See also the concluding remark at the end of this section.

ones ( $m_{\text{phys}}^2 > 0$ ):

$$x = 0; \quad xx = 2m_{\text{phys}}^2; \quad xxxx = \frac{3}{2}g_{\text{phys}}; \quad yyyy = \frac{3}{2}g_{\text{phys}}; \quad c_x = \frac{\overline{4m_{\text{phys}}^2}}{g_{\text{phys}}} \quad (3.45)$$

( $x$  denotes  $\frac{\partial}{\partial x}$  evaluated for all fields set equal to zero, etc.)

Applying these normalization conditions to the most general classical action (3.44) we exactly fall back to  $\mathcal{L}_{\text{cl}}$  (3.25) (with  $! g_{\text{phys}}$  and  $m^2 ! m_{\text{phys}}^2$ ).

Now we have everything at our disposal for a detailed study of the renormalization of the model under consideration. For instance, up to 1 loop at the beginning there are two contributions to the vacuum expectation value of the Higgs' variable  $x$ : The first contribution was already calculated above and is given by (3.40) (times 1) with  $! g_{\text{phys}}$  and  $m^2 ! m_{\text{phys}}^2$ ; the second contribution represents an invariant counterterm to the classical action, see (3.44), namely:

$$(\hat{\varphi})^{(1)} = \hat{\varphi}^{(0)}\hat{\varphi}^{(1)} + \hat{\varphi}^{(1)}\hat{\varphi}^{(0)} = \hat{\varphi}^{(1)}\frac{\overline{4m_{\text{phys}}^2}}{g_{\text{phys}}}$$

The last equality holds true because of  $\hat{\varphi}^{(0)} = 0$  due to the first normalization condition in (3.45) evaluated in lowest order<sup>11</sup>. The sum of these two contributions again has to fulfill the normalization condition just mentioned, this time up to 1-loop order. This determines  $\hat{\varphi}^{(1)}$ :

$$\hat{\varphi}^{(1)} = \frac{g_{\text{phys}}}{8m_{\text{phys}}^2} \left( 1 + \frac{2}{2} \right) \quad (3.46)$$

In a similar manner also the higher orders of the other parameters can be found. Up to and including second order of the loop expansion we find:

$$\begin{aligned} z_x &= 1 + h \frac{g_{\text{phys}}}{16m_{\text{phys}}^4} (16 \cdot 16^2 + 29^8) \\ &\quad + h^2 \frac{g_{\text{phys}}^2}{512m_{\text{phys}}^8} (256 + 512 \cdot 6 + 3744 \cdot 8 \cdot 3648 \cdot 10 + 11435 \cdot 16) + O(h^3) \\ z_y &= 1 - h \frac{g_{\text{phys}}}{4 \cdot 2m_{\text{phys}}^4} - h^2 \frac{g_{\text{phys}}^2}{64m_{\text{phys}}^8} (16 \cdot 16^2 + 4 \cdot 6 + 35^8) + O(h^3) \\ \hat{\varphi} &= h \frac{g_{\text{phys}}}{8m_{\text{phys}}^2} (2 + 2) - h^2 \frac{g_{\text{phys}}^2}{64m_{\text{phys}}^6} (8 \cdot 4^2 \cdot 2 \cdot 4 + 6 + 15^8) + O(h^3) \\ s &\frac{\overline{4m_{\text{phys}}^2}}{g_{\text{phys}}} \left( 1 + h \frac{g_{\text{phys}}}{8m_{\text{phys}}^4} + h^2 \frac{g_{\text{phys}}^2}{32m_{\text{phys}}^8} (16 \cdot 16^2 + 33^8) \right) + O(h^3) \\ \hat{\varphi} &= g_{\text{phys}} + h \frac{g_{\text{phys}}^2}{16m_{\text{phys}}^4} (4 + 4) + h^2 \frac{g_{\text{phys}}^3}{256m_{\text{phys}}^8} (48 \cdot 32^2 + 8 \cdot 4 + 75^8) + O(h^3) \end{aligned} \quad (3.47)$$

<sup>11</sup>Also the last normalization condition in (3.45) is used in order to exclude the case  $\hat{\varphi}^{(0)} = 0$ .

The derivation of the results starting from 2 loops on has to be handled with some caution because, for instance, in the 2-loop approximation also the 1-loop counterterms will produce nontrivial loop contributions that have to be taken into account properly. Perhaps the safest way to do this consists in repeating the analysis of section 3.2 but by using  $g_{cl}^{gen}$  instead of  $g_{cl}$  as the starting point. Proceeding that way the parameters  $z_x; z_y; \hat{v}$  and  $\hat{A}$  will enter the systems of differential equations for  $Z; W$  and  $\hat{v}$ . Keeping track of the power series of the above parameters the subsequent recursive solution of the system for  $\hat{v}$ , carefully and consistently performed order by order in  $\hbar$ , then leads to the correct results.

Finally, we are able to quote the renormalized effective action of our zero-dimensional theory. In order not to waste too much space we content ourselves with writing down the effective Higgs potential (for  $\epsilon = 1$ ) up to 1 loop:

$$\begin{aligned}
 V_{eff}^{(1)} = & \frac{g_{phys}}{16} (x^2 + y^2) @ 8 \frac{m_{phys}^2}{g_{phys}} x + x^2 + y^2 A + m_{phys}^2 x^2 \\
 & \frac{\hbar}{256 m_{phys}^4} : 192 g_{phys}^2 \frac{m_{phys}^2}{g_{phys}} x - 96 g_{phys} m_{phys}^2 x^2 \\
 & 288 g_{phys}^2 \frac{m_{phys}^2}{g_{phys}} x^3 - 63 g_{phys}^2 x^4 + 48 g_{phys} m_{phys}^2 y^2 \\
 & 24 g_{phys}^2 \frac{m_{phys}^2}{g_{phys}} xy^2 - 60 g_{phys}^2 x^2 y^2 + 3 g_{phys}^2 y^4 + 128 m_{phys}^4 \ln 32 m_{phys}^4 \\
 & 256 m_{phys}^4 \ln @ 2 \frac{m_{phys}^2}{g_{phys}} A + 256 m_{phys}^4 \ln 4 2 \frac{m_{phys}^2}{g_{phys}} + x^5 \\
 & 128 m_{phys}^4 \ln 4 32 m_{phys}^4 + 3 g_{phys}^2 (x^2 + y^2) @ 8 \frac{m_{phys}^2}{g_{phys}} x + x^2 + y^2 A \\
 & + 4 g_{phys} m_{phys}^2 @ 20 \frac{m_{phys}^2}{g_{phys}} x + 17 x^2 + 3 y^2 A 5 = ;
 \end{aligned} \tag{3.48}$$

In figure 6 below a plot of (3.48) (for  $y = 0$ ) is presented showing also the modifications to the classical Higgs potential  $V$  due to the loop contributions.  $V_{eff}^{(1)}$  is, however, only plotted in a neighbourhood of the minimum  $x = 0 = y$  which is the spontaneously chosen vacuum of the theory: Please note that  $^{(1)}$  (3.32) is not defined for  $x = v$  as well as for the zeros of  $h^{(0)}(x; y)$ . As a consequence, the 1-loop approximation derived above is only valid in the vicinity of the origin; in the outside region (containing the singularities) the above treatment simply breaks down<sup>12</sup>. This breakdown, however, does not pose a real

<sup>12</sup>This observation is also the reason for the fact that we do not rewrite the higher orders  $^{(n)}$  of

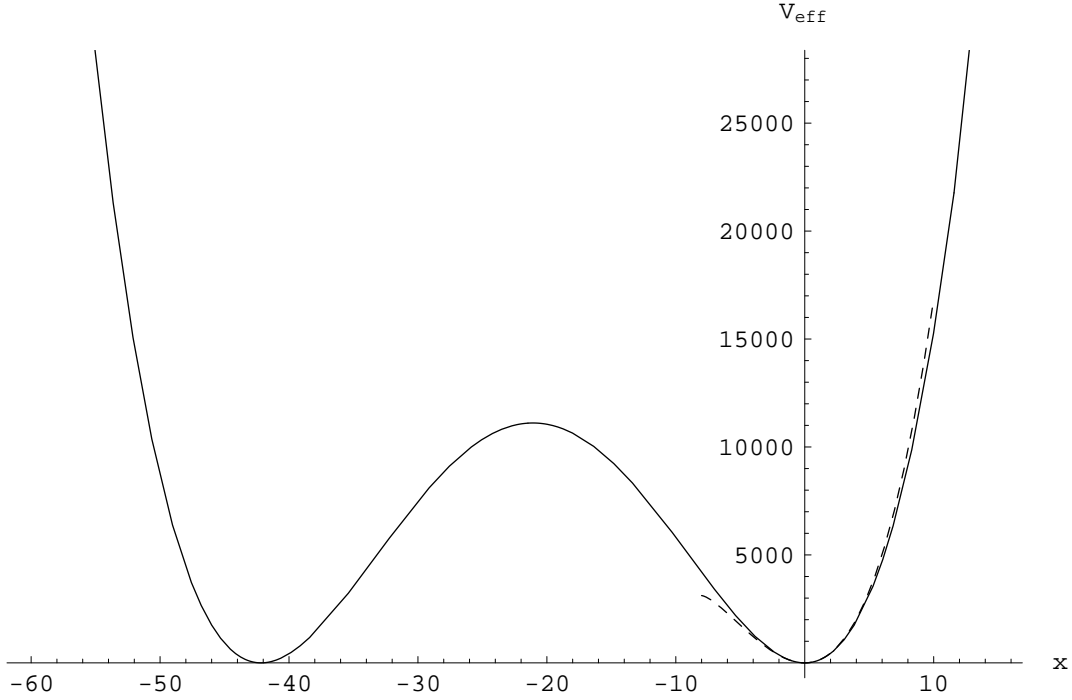


Figure 6: The effective Higgs potential  $V_{\text{eff}}$  up to 1-loop order. For the sake of clearness we refrain from picturing the full three-dimensional plot. Instead, we merely display a two-dimensional section by choosing  $y = 0$ . The solid line represents the classical Higgs potential whereas the dashed line shows  $V_{\text{eff}}(x; y = 0)$  up to and including 1-loop order, but only in the region where the formerly derived analytical expression is well-defined (namely in the vicinity of  $x = 0 = y$ ). For the physical parameters, as an example, the values  $g_{\text{phys}} = 0.9$  and  $m_{\text{phys}} = 10$  have been chosen. Furthermore, in order to be able to visualize the tiny modifications of the loop contributions and of renormalization the unrealistic value  $h = 1200$  is assumed.

problem for our purposes which aim at a consistent treatment of a perturbatively defined theory. An analogous consideration, of course, also holds true for  $V_{\text{eff}}^{(1)}$  (3.48).

Let us conclude the present chapter with a remark concerning the control of gauge parameter dependence: By a slight extension of usual BRS invariance, namely by allowing (all) the gauge parameter(s) of the theory also to transform under BRS into (a) Grassmannian variable(s), an automatic and easily manageable control of gauge parameter dependence of single Green's functions is achieved. In the context of ordinary gauge theories this method was first introduced in [PS] and afterwards further elaborated in [KS] and [HKS] for the case of nonabelian gauge theories without SSB. In addition, the method also in terms of the unshifted fields  $z$  and  $\bar{z}$  (3.4), a strategy which sometimes would lead to more compact expressions: Such a rewriting would pretend the validity of perturbatively defined quantities in a region where they are not valid.

offers an elegant possibility to decide whether or not the normalization conditions chosen are in agreement with the gauge parameter dependence of the theory. This last point was discussed in detail (among other things) in [HK] for the Abelian Higgs model. Of course, such an analysis could be repeated here, too. It perhaps would enlighten the trick of a BRS transforming gauge parameter in the very simple context of a zero-dimensional theory in the same manner as it is the case for the topic of renormalization.



#### 4. Noncommutative formulation of a zero-dimensional Higgs model and its quantization

The investigations of the previous chapter, on the one hand, enabled us to answer the question whether it is possible to apply the counting argument of Feynman diagrams to theories including spontaneous symmetry breaking, too, in the alternative. On the other hand, we were also forced to notice that the explicit determination of higher orders of rapidly becomes technically rather involved even for the theory in zero dimensions. We may interpret this drawback as a hint that the existing formulation using the separate "fields"  $x$  and  $y$  is possibly not a suitable one, and we, as a consequence, should watch out for an alternative formulation which is better adapted.

During the last decade gauge theories based on (elements of) Noncommutative Geometry have become more and more important and popular for the description of elementary interactions. Among many other reasons, the importance of those models is based on the fact that (in four dimensions) ordinary gauge fields and Higgs fields are united into a single object which is a generalized Dirac operator  $D$  or a generalized gauge potential  $A$  depending on the particular noncommutative approach chosen. In any case, the marriage of gauge fields and Higgs fields within these noncommutative models leads to an automatic occurrence of the mechanism of SSB right from the beginning which, hence, is a built-in feature of these models, i.e. it does not have to be put in by hand as in the usual formulation. In this sense, noncommutative gauge theories are the appropriate stage both for the study of models including SSB in general and also for the problem indicated above in the first lines of this introduction in particular. In other words, what we are going to do is to repeat the procedure of the previous chapter but this time by sticking strictly to the noncommutative language, i.e. by formulating everything in terms of the basic noncommutative object, namely the matrix  $A$  comprising the components  $x$  and  $y$ , instead of using the component language itself. As it will turn out the noncommutative formulation indeed results in a substantial simplification.

There is a further reason for our present interest in such a purely noncommutative description: Up to now the derivation of gauge theories within Noncommutative Geometry (NCG) almost always stops at the classical level by just deducing (in an admittedly elegant way) a classical action from some first principles. The subsequent quantization is performed according to common prescriptions thereby entirely forgetting about the initial noncommutative structure, so to speak. Of course, such a treatment is not satisfactory at all: The "true" quantization of noncommutative gauge theories has to comprehend the primary noncommutative structure somehow<sup>13</sup>. Tackling this problem in full generality

---

<sup>13</sup> In the meanwhile, there are various attempts dealing with what roughly could be called noncommu-

(ie. in four dimensions and for a physical theory like the noncommutative version of the standard model) is, however, a really hard task. For this reason, it is perhaps better and more promising to restrict attention to a very simple but nontrivial example of a noncommutative theory<sup>14</sup>. But this is exactly what we are going to do when we study the quantization of the present model entirely within the noncommutative language. Our hope, hence, is that the investigations to follow will possibly serve as a first step towards a deeper understanding of what a truly noncommutative quantization of gauge theories within NCG could be.

The chapter is organized as follows: After a brief review of model building within NCG in section 4.1 (where we put special emphasis on the so-called Marseille-Mainz model which manages with a minimum of mathematical effort but, nevertheless, includes all the nice noncommutative implications), in section 4.2 we explicitly define the zero-dimensional noncommutative Higgs model which will be studied subsequently. In this context we will avoid to introduce an auxiliary field  $B$  and Faddeev-Popov ghosts  $c$  and  $\bar{c}$  (necessary for a proper treatment) in order not to complicate things in a first approach. Section 4.3 presents the mathematical apparatus needed in the following. In particular, this section contains the definition of what we mean by differentiation of a scalar or matrix-valued quantity with respect to a matrix as well as some useful and frequently required properties of such a notion. Thus, having at our disposal all mathematical prerequisites, in section 4.4 we finally are in the position to copy the procedure of the previous chapter and to derive one after the other the differential equations for  $Z;W$  and  $\Gamma$  but this time strictly within the noncommutative language of matrices. At the end of section 4.4 we also start the recursive solution of the differential equation for  $\Gamma$  and calculate  $\Gamma^{(1)}$  which, quite remarkably, can be expressed as a function of the generalized field strength  $F$  only. This immediately raises the question whether this property will hold true to all orders of the loop expansion. The affirmative answer to this question is proven in section 4.5. Please note that the statement "To all orders  $\Gamma$  is a function of  $F$  only." only makes sense and is only accessible within a noncommutative formulation: In the component language there is no object like a field strength for the Higgs fields of the theory. Furthermore, the proof of section 4.5 will be organized in such a way that higher orders of  $\Gamma$  are calculated at the same time, too.

---

tative quantum field theory. These attempts, however, are not directly related to the noncommutative model building mentioned above. They rather start off from an assumed noncommutative behaviour of the underlying spacetime by considering nonvanishing commutators of the time and position operators, see e.g. [DFR], [CHMS] and [GKW].

<sup>14</sup>Investigations in this regard are also undertaken, for example, in [CR] and [MH] in the context of Connes' formulation of NCG.

#### 4.1. Noncommutative gauge theories

Already shortly after Alain Connes' pioneering and constitutive work on a generalization of ordinary differential geometry resulting in a new mathematical branch which by now is justly called Connes' Noncommutative Geometry [AC], [GVF], a whole variety of attempts emerged dealing with the application of this promising new tool to fundamental interactions in particle physics. Loosely speaking, the common aim of all these attempts consists of an alternative derivation of the classical action of, for instance, the standard model of electroweak interactions within the generalized noncommutative framework thereby trying to overcome some of the unpleasant features of the ordinary formulation like the unsettled origin of the Higgs' mechanism and the Yukawa couplings, the ad-hoc adjustment of quantum numbers, the large number of free parameters and so on. In general these various attempts may be classified according to the extent to which they actually incorporate the original mathematical apparatus of Connes' NCG. On the one hand, there is, of course, the model building initiated by Connes and Lott [CL], [KSch], [CFF] which is directly based on Connes' NCG. On the other hand, there are also various attempts inspired by elements of Connes' NCG but relying on alternative approaches to what a noncommutative generalization of ordinary differential geometry might be. As some prominent examples of this second class let us mention the models of [DKM], [MO] and [BGW].

For our purposes it completely suffices to briefly outline the basic building blocks of the so-called Marseille-Mainz or  $su(2)_L$  model which falls into the second class of models indicated above. Furthermore we will concentrate on the gauge sector of the model for electroweak interactions; details concerning the construction as well as the fermionic sector of the model can be found in [CEV], [CES], [HPS1], [CHPS], [HPS2], [CHS] and [H]. The construction of the  $su(2)_L$  model starts off from the fundamental observation, very well established by experiment, that electroweak interactions strictly distinguish between left- and right-chiral fermionic fields. Hence, the vector space  $C$  of spinor fields carries a  $\mathbb{Z}_2$ -grading,  $C = C^{(L)} \oplus C^{(R)}$ , the grading automorphism being given by  $\gamma_5$ . Clearly, this  $\mathbb{Z}_2$ -grading is consistent with the  $\mathbb{Z}_2$ -grading of the Clifford algebra acting on  $C$ . Due to the observation mentioned above for  $\psi \in C$  the chiral components  $\psi_L$  and  $\psi_R$  live in different representations  $X^{(L)}$  and  $X^{(R)}$ , respectively, of weak isospin  $SU(2)_L$  and weak hypercharge  $U(1)_Y$ . As a consequence, the generators  $T_k, k = 1, 2, 3, 8$ , of  $SU(2)_L \times U(1)_Y$  have a block structure of square matrices along the main diagonal,

$$T_k = \begin{pmatrix} 0 & 1 \\ [T_k]_L & 0 \\ 0 & [T_k]_R \end{pmatrix} \quad ; \quad (4.1)$$

and act on a space  $V = V^{(L)} \oplus V^{(R)}$  with  $V^{(L,R)} = C^{(L,R)} \otimes X^{(L,R)}$  which inherits the

$\mathbb{Z}_2$ -grading from  $\mathbb{C}$ . So far everything is standard. But what happens if one replaces the rectangular zeros in the  $\sigma$ -diagonal of (4.1) by something nontrivial? This leads in a natural way to the notion of the super Lie algebra  $su(2|1)$  which is defined to be the set of all  $3 \times 3$  antihermitean matrices

$$M = \begin{array}{c|c} \begin{array}{c} 0 \\ A_{2 \ 2} \\ D_{1 \ 2} \end{array} & \begin{array}{c} 1 \\ C_{2 \ 1} \\ B_{1 \ 1} \end{array} \\ \hline & \end{array} = M^{(0)} + M^{(1)}; \quad M^y = M; \quad (4.2)$$

with vanishing supertrace:  $\text{Str} M = \text{Tr} A - B = 0$ . In (4.2)  $M$  is decomposed into an even part  $M^{(0)}$  (containing  $A$  and  $B$ ) and an odd part  $M^{(1)}$  (containing  $C$  and  $D$ ). Thus, at this stage another  $\mathbb{Z}_2$ -grading, the  $\mathbb{Z}_2$ -grading of block matrices, enters the construction. In order to complete the definition of  $\text{su}(2|1)$  we still need a (generalized) Lie bracket which is given by a combination of ordinary commutator  $[ \ ; \ ]$  and anticommutator  $\{ \ ; \ }$ :

$$\mathbb{M}_{;N}^{\sigma} = \mathbb{M}^{(0)}_{;N^{(0)}} + \mathbb{M}^{(0)}_{;N^{(1)}} + \mathbb{M}^{(1)}_{;N^{(0)}} + i\mathbb{M}^{(1)}_{;N^{(1)}} \sigma \quad (4.3)$$

Now, in close analogy to conventional Yang-Mills theory, the gauge potential (connection)  $A$  of the  $su(2|1)$  model will be a super Lie algebra valued generalized one-form. Having, however, two gradings within the game, namely the  $\mathbb{Z}_2$ -grading of block matrices and the  $\mathbb{Z}$ -grading of exterior forms  $\wedge^k(\mathbb{M})$  (which coincides with the  $\mathbb{Z}$ -grading of the Clifford algebra due to the vector space isomorphism between  $\wedge^k(\mathbb{M})$  and  $\wedge^k(\mathbb{M})$ ) we first of all have to merge these two gradings in order to make sense out of what we mean by a generalized  $p$ -form. This is achieved by introducing the total grade  $\hat{\mathbb{G}}$  as the sum of the matrix grade and the exterior form grade:  $\hat{\mathbb{G}}(\mathbb{M} \wedge!) = \mathbb{G}\mathbb{M} + \mathbb{G}!$ . Let  $+$ ;  $-$ ;  $0_+ = (+)^y$  and  $0_- = (-)^y$  denote the four generators of the odd part of  $su(2|1)$ . Then the super gauge potential  $A$  can be written as<sup>15</sup>

$$A = i \, \mathbb{I} \, W + \frac{Y}{2} W^{(8)} + \frac{i}{2} \left( \begin{smallmatrix} 0 & 0 \\ 0 & 0 \end{smallmatrix} \right) + \frac{1}{2} \left( \begin{smallmatrix} 0 & 0 \\ 0 & 0 \end{smallmatrix} \right) + h.c. \quad (4.4)$$

In (4.4)  $W = (W^{(1)}; W^{(2)}; W^{(3)})$  are the SU(2) gauge elds,  $W^{(8)}$  is the gauge eld associated with U(1) and  $\Lambda$  is a mass scale. Because  $A$  has total grade 1,  $\phi^{(0)}$  and  $\phi^{(+)}$  (and their conjugates) have to be scalar elds (zero-forms). As the forthcoming construction of the model shows,  $\phi^{(0)}$  and  $\phi^{(+)}$  are the physical Higgs elds, i.e. the already shifted Higgs elds located at one of the minima of the Higgs potential. Please note that in the present context the Higgs elds become part of the connection itself.

$^{15}\text{I}_1; \text{I}_2; \text{I}_3$  and  $\text{Y}$  are proportional to  $\text{T}_1; \text{T}_2; \text{T}_3$  and  $\text{T}_8$ , respectively, and, thus, span the even part of  $\text{su}(2|1)$  as well.

Next, we turn to the field strength (curvature)  $F$ . In usual Yang-Mills theories the connection between the field strength and the gauge potential is (locally) given by Cartan's structure equation, thus including Cartan's exterior derivative  $d_C$  which raises the exterior form grade by 1 when acting on  $\wedge^k(M)$ . Having, however, merged the exterior form grade and the matrix grade, see above, it is quite reasonable and natural to enlarge also  $d_C$  by a new operation  $d_M$  acting on matrices and raising the matrix grade by 1 (mod 2):  $d_M : M^{(0);(1)} \rightarrow M^{(1);(0)}$ . The matrix derivative  $d_M$  is combined with the exterior derivative  $d_C$  to yield the generalized exterior derivative  $d$ , and this is done in such a way that the gradings involved are respected:

$$\begin{aligned} d(M \wedge \omega) &= d_M M \wedge \omega + (-1)^{|M|} M \wedge d_C \omega \\ \text{with } d_M M &= [\cdot; M]_g = [\cdot; M^{(0)}] + i f [\cdot; M^{(1)}] g \end{aligned} \quad (4.5)$$

In (4.5)  $\omega$  has to be an odd element of  $\mathfrak{su}(2|1)$  which without loss of generality may be chosen to be  $\omega = i(\gamma + \gamma^0)$ . The field strength of the Marseille-Mainz model is then given by generalizing the ordinary structure equation, viz.

$$F = dA + \frac{1}{2} [A; A]_g \quad (4.6)$$

Finally, the bosonic Lagrangian of the model is obtained by taking the trace of the scalar product  $\text{tr} F^\vee F$ ,

$$L_{\text{bos}} = \text{Tr} \text{tr} F^\vee F; \quad (4.7)$$

where  $\text{tr}$  denotes the scalar product in the space of exterior forms.

Let us conclude the present section by summarizing some of the advantages of the alternative approach sketched above when compared to the usual formulation of the electroweak standard model:

$L_{\text{bos}}$  (4.7) exactly coincides with the bosonic part of the standard model including the Higgs sector. However,  $L_{\text{bos}}$  is already given in the spontaneously broken phase. In particular, the Higgs mechanism is a built-in feature of the Marseille-Mainz model, and SSB occurs automatically. The correct shape of the Higgs potential is predicted.

Furthermore, the mechanism of SSB gets a geometrical interpretation due to the existence of an absolute element that is invariant under all rigid  $\mathfrak{su}(2|1)$  transformations, see [CHPS].

The Higgs fields have to form a doublet with respect to  $SU(2)$  because of the minimal extension of  $\mathfrak{su}(2) \oplus \mathfrak{u}(1)$  to the super Lie algebra  $\mathfrak{su}(2|1)$ , see [HPS2].

The fermionic sector of the  $su(2|1)$  model is constructed by using the generalized gauged Dirac operator including the super gauge potential  $A$ , see [CES]. Yukawa couplings occur automatically. Due to the existence of a special type of representations of super Lie algebras, see e.g. [MS], [MM], namely the so-called reducible but indecomposable representations, there is a natural framework for generation mixing (both for quarks and neutrinos). This aspect has been worked out in detail in [HS1], [HS2], [HPaS] and [HTh].

The quantum numbers of the fields involved follow directly from and are fixed by a natural choice of  $su(2|1)$  representations.

#### 4.2. Zero-dimensional noncommutative model of SSB and motivation for the matrix calculus

For the sake of simplicity, in the following we will restrict our attention to the most elementary but, nevertheless, nontrivial noncommutative gauge model one possibly could think of. That is to say, the model in question will be obtained from the general noncommutative matrix formalism of the previous section by shrinking all matrices to the case of  $2 \times 2$  matrices, by setting all the ordinary gauge fields, which live in the even part of the superconnection  $A$ , equal to zero and, further on, by narrowing the support of the scalar fields in the odd part of  $A$ , i.e. the support of the Higgs fields, to just one point. Accordingly, from now on the superpotential  $A$  that, hence, is to be an antihermitean  $2 \times 2$  matrix with vanishing diagonal, is in general given by

$$A = \frac{i}{v} \begin{array}{c|c} 0 & 1 \\ \hline x & iy \end{array} A \quad ; \quad (4.8)$$

where  $v$  is a constant (defined in (3.2)), and  $x, y$  turn out to be by now the shifted, i.e. physical, Higgs variables located at one of the minima of the Mexican hat, see section 4.1 and also later. Analogously, the absolute element  $\mathbb{1}$ , which is responsible for the automatic occurrence of SSB in the noncommutative formulation, reads:

$$= i \begin{array}{c|c} 0 & 1 \\ \hline 0 & 1 \end{array} A \quad (4.9)$$

Already at this point we would like to mention that due to  $A$  being an antihermitean  $2 \times 2$  matrix with vanishing diagonal  $A^2$  is proportional to  $\mathbb{I}_2$ . Of course, the same holds

true for  $\mathbb{R}^2 = \mathbb{H}_2$ . This particular property of the  $2 \times 2$  case will simplify some considerations substantially later on.

Furthermore, in the spirit of what was presented in the previous section, in the current investigation we are not going to introduce neither a mass term for the Goldstone variable  $y$  via a gauge fixing term including an additional auxiliary "field"  $B$  nor, as an immediate consequence thereof, Faddeev-Popov ghosts  $c$  and  $\bar{c}$ . Proceeding that way, however, we have to be aware of the fact that higher orders of the quantized theory will not be defined properly as was discussed at the end of section 3.1 at length. The only reason for this further restriction is due to the intention not to burden the considerations and calculations to follow by complications of a more technical nature which eventually could prohibit a deeper insight into the principles of the matrix approach to be presented below. The proper handling of the model will be postponed until later.

Following up the line of reasoning suggested in section 4.1, the supercurvature  $F$  of our present noncommutative model is defined by generalizing Cartan's structure equation of ordinary differential geometry thereby also enlarging the exterior derivative  $d_C$  by a matrix derivative  $d_M$  :

$$\begin{aligned} F &= d_M A + \frac{1}{2} [A, A]_g = i A + A + A^2 \\ &= i \frac{2}{v} x + \frac{1}{2v} (x^2 + y^2) \quad \mathbb{I} \end{aligned} \quad (4.10)$$

Because  $A$  lives on just one point, in (4.10) no ordinary exterior derivative  $d_C$  may appear. The last equality almost immediately results upon inserting the explicit expressions for  $A$  (4.8) and (4.9).

Finally, the classical action  $S$  in the noncommutative framework is given by:

$$S = \frac{v^4}{32} \text{Tr} F^2 = \frac{v^4}{32} \text{Tr} \left( 2 A A + 4 A^3 + A^4 \right) 2A^0 \quad (4.11)$$

It is a very easy matter to check that the noncommutative action  $S$  (4.11), when expressed in terms of  $x$  and  $y$ , exactly coincides with  $S(x; y)$  (3.5)<sup>16</sup>. According to this observation and also due to (4.11),  $S$  can be regarded as a function of the generalized field strength  $F$ , or as a function of the superpotential  $A$  or as a function of the component fields  $x$  and  $y$ , depending on the level of evaluation, so to speak. In any case, (4.11) is the starting point for everything to follow in this chapter.

The next step again consists in writing down the generating functional  $Z$  of general

---

<sup>16</sup>In fact, the constant of proportionality in front of the trace was chosen in such a way that this statement strictly holds true. In turn, the coincidence of both actions proves the identity of  $x$  and  $y$  as the already shifted, i.e. physical, variables.

Green's functions by coupling  $x$  and  $y$  to external sources  $\eta$  and  $\bar{\eta}$ , respectively. However, having merged the "fields"  $x$  and  $y$  into a single object  $A$  it certainly makes sense to proceed in the same way with the sources  $\eta$  and  $\bar{\eta}$ , thus defining

$$J = i \frac{V}{2} \begin{array}{c|c} 0 & +i \\ \hline i & 0 \end{array} A : \quad (4.12)$$

In doing so the source term  $\eta x + \bar{\eta} y$  appearing in the exponent of the integrand in the integral for  $Z$  can be expressed as  $\text{Tr} JA$ , and, hence, we have:

$$Z(J) = N \int dx dy \exp \frac{1}{h} (S(A; \eta, \bar{\eta}) + \text{Tr} JA) \quad (4.13)$$

In principle, we now could go ahead as in section 3.1 by expressing the integrand in (4.13) in terms of  $x$  and  $y$  and by subsequently deriving the system of differential equations for  $Z$  in the by now well-tried manner. But certainly this should not be our goal! Instead of working out separately the derivatives of (4.13) with respect to  $x$  and  $y$ , we rather should take into account the unification of  $x$  and  $y$  into the superpotential  $A$  which is the basic object of the noncommutative formulation. Bearing this natural requirement in mind we, hence, should look out for something like a derivative with respect to the matrix  $A$  itself (and – at the level of sources – for a derivative with respect to the matrix  $J$ ). If such an operation is available the advantages are obvious: Instead of handling a system of two coupled partial differential equations for  $Z$ , only one (matrix-valued) differential equation containing, nevertheless, the whole information will have to be taken under inspection. But, of course, before speculating anymore along these lines we first of all have to investigate how such a derivative of scalar or matrix-valued expressions with respect to a matrix (having, in addition, nice and desirable properties) can be defined. This will be the subject of the next section, which has the character of a more mathematical interlude.

### 4.3. The matrix calculus

Let us begin with some more motivation. In deriving the differential equations for  $Z$  we frequently used the following manipulation which in zero dimensions is mathematically rigorous: Each factor  $x$  and each factor  $y$  appearing, for instance, in the integral representation for  $\frac{\partial Z}{\partial x}$  in front of the exponential map could be replaced by  $\frac{h}{i} \frac{\partial}{\partial x}$  and  $\frac{h}{i} \frac{\partial}{\partial y}$ , respectively. These partial derivatives were afterwards taken out of the integral without any problems, see also (2.21). If we want to copy somehow this trick in the present matrix formulation we, hence, have to impose the requirement that  $\frac{\partial}{\partial J} \text{Tr} JA$  should be defined in such a



way that the result is just the odd  $2 \times 2$  matrix  $A$  itself. This immediately suggests the definition

$$\frac{\partial}{\partial J} := \frac{i}{v} \begin{array}{c|c} 0 & 1 \\ \hline \partial & i\partial \end{array} A : \quad (4.14)$$

Actually, it is easily proven that the above requirement fixes not only the arrangement of the partial derivatives  $\partial$  and  $\partial$  in  $\frac{\partial}{\partial J}$  but also all factors uniquely.

In an almost analogous manner we also define

$$\frac{\partial}{\partial A} := i \frac{v}{2} \begin{array}{c|c} 0 & 1 \\ \hline \partial_x & i\partial_y \end{array} A : \quad (4.15)$$

Again,  $\frac{\partial}{\partial A}$  is uniquely determined by the requirement  $\frac{\partial}{\partial A} \text{Tr} JA = J$  or, equivalently, by the requirement  $\frac{\partial}{\partial A} A = \mathbb{I}_2$ . It should be noticed that the action of  $\frac{\partial}{\partial A}$  (or  $\frac{\partial}{\partial J}$ ) on a matrix-valued quantity includes matrix multiplication whereas the action of  $\frac{\partial}{\partial A}$  (or  $\frac{\partial}{\partial J}$ ) on a scalar expression is defined in an obvious way in order to yield a matrix-valued quantity of odd degree.

What is in need next? When performing calculations involving the matrix derivatives defined above we certainly do not want to (and, even stronger, should not) recede every time to the component formulation in terms of  $x$  and  $y$  (or  $\partial_x$  and  $\partial_y$ ) but instead should stay within the language of matrices. Thus, what we have to look for are some rules for the matrix derivatives  $\frac{\partial}{\partial A}$  and  $\frac{\partial}{\partial J}$  which allow us to write down directly the results of the action of these operators on those scalar and matrix-valued expressions that we will meet frequently in the upcoming calculations. For this reason, in the following we are going to summarize the rules. The proofs of the rules displayed below are moved to appendix G in order not to burden the main text unnecessarily. Just as a remark, however, let us mention that all proofs are (directly or indirectly by means of other rules) based on the decomposition

$$\frac{\partial}{\partial A} = \frac{v}{2} (\partial_x + i \partial_y) \quad (4.16)$$

of  $\frac{\partial}{\partial A}$  (and, of course, an analogous one for  $\frac{\partial}{\partial J}$ ) and the fact that  $\partial_x$  and  $\partial_y$  are ordinary partial derivatives. In (4.16)  $\partial$  denotes the grading automorphism of  $2 \times 2$  matrices,

$$\partial = \begin{array}{c|c} 0 & 1 \\ \hline 1 & 0 \end{array} A ; \quad (4.17)$$

meaning that a  $2 \times 2$  matrix  $M$  is even if  $[\partial; M] = 0$  and is odd if  $[\partial; M] = 0$ .

In the list of rules given below we restrict ourselves primarily to the action of the operator  $\frac{\partial}{\partial A}$ ; similar rules for  $\frac{\partial}{\partial J}$  are easily obtained. Every rule will be followed by one or several example(s) for illustrative purposes.

Rule 1: Let  $F(A; )$  be any even polynomial in  $A$  and  $\epsilon$ . Then  $\frac{\partial}{\partial A} \text{Tr} F(A; )$  has to be a matrix-valued odd quantity which is given by the following recipe:

Permute successively every  $A$  in  $F(A; )$  to the leftmost position (exploiting the cyclic property of the trace) and drop it. The sought result is then the sum of these operations without trace.

As an example let us apply rule 1 to  $\text{Tr} A^3$ ; we find ( $\hat{A}$  means that  $A$  has to be dropped):

$$\frac{\partial}{\partial A} \text{Tr} A^3 = \hat{A} A A + \hat{A} A A + \hat{A} A A = A^2 + A A + A^2 = 2A^2 + A A$$

For the last equality we also used  $A^2 / \Pi_2$ . A further example which will be of importance in the next section deals with the derivative of the action  $S(A; )$  (4.11) with respect to  $A$ :

$$\frac{\partial S}{\partial A} = \frac{v^4}{8} A + A^2 + A A + A^2 + A^3 A \quad (4.18)$$

Rule 2: Let  $M(A; )$  be any (not necessarily even) monomial in  $A$  and  $\epsilon$ . Then

$\frac{\partial}{\partial A} M(A; )$  is given by ( ) times a sum of monomials which result from  $M(A; )$  by successively replacing each  $A$  that has an even number of (odd) matrices in front of it by  $\epsilon$ .

Due to the linearity of  $\frac{\partial}{\partial A}$  this rule is extended straightaway to any polynomial  $F(A; )$ .

Rule 2 sounds complicated but in effect it is not. Look, for instance, at the derivative of  $A^3$  with respect to  $A$ :

$$\frac{\partial}{\partial A} A^3 = (\epsilon A A + A A \epsilon) = (A^2 + A^2) = 2A^2$$

On the r.h.s. of the first equality only two terms appear in the parentheses: The second  $A$  in  $A^3$  is not substituted by  $\epsilon$  because there is one  $A$  in front of the second  $A$ . For the last equality  $A^2 / \Pi_2$  and  $\epsilon^2 = \Pi_2$  have been taken into account<sup>17</sup>. By means of rule 2 we also can differentiate (4.18) once more with respect to  $A$  obtaining

$$\frac{\partial^2 S}{\partial A^2} = \frac{v^4}{8} 2A + 2A + 2A^2 \Pi_2; \quad (4.19)$$

<sup>17</sup> This example also shows that the matrix derivative in the way it is defined in some cases differs from what one perhaps would expect naively ( $\frac{\partial}{\partial A} A^3 \notin 3A^2$ ). Let us, however, stress once again that the above definition of  $\frac{\partial}{\partial A}$  was guided by the intention to fit exactly the purposes of the present context. But with this natural requirement  $\frac{\partial}{\partial A}$  is completely fixed and there is no chance to cure the ostensible mismatch with regard to the coefficients in some derivatives. In any case, the mismatch just mentioned is not a real mismatch at all because the only thing that actually counts is to give a well-defined meaning to  $\frac{\partial}{\partial A}$  which certainly has been done.

a result which will be of relevance later on, too.

Rule 3: product rule: Let  $F(A; )$  and  $G(A; )$  be any polynomials in  $A$  and  $\mathbb{A}$ .

Then the following product rules depending on the matrix degree of  $F$  hold true:

$$\begin{aligned} \frac{\partial}{\partial A} (F \cdot G) &= \frac{\partial}{\partial A} F \cdot G + F \cdot \frac{\partial}{\partial A} G, \text{ if } F \text{ is even} \\ \frac{\partial}{\partial A} (F \cdot G) &= \frac{\partial}{\partial A} F \cdot G - F \cdot \frac{\partial}{\partial A} G, \text{ if } F \text{ is odd} \end{aligned} \quad (4.20)$$

Let us again illustrate this rule by means of an example: Choose  $F = A$  (i.e.  $F$  is odd and, hence, we have to use the second equation in rule 3) and  $G = A^2$ . Because of  $\frac{\partial}{\partial A} F = \frac{\partial}{\partial A} A = \mathbb{I}_2$  and  $\frac{\partial}{\partial A} G = \frac{\partial}{\partial A} A^2 = 2A$  we get:

$$\frac{\partial}{\partial A} (A \cdot A^2) = \mathbb{I}_2 \cdot A^2 - A \cdot 2A = A^2 - 2A^2 = -A^2$$

This result, of course, coincides with the direct calculation of  $\frac{\partial}{\partial A} A^3$ , see above. Further applications of the product rule 3 can be found in the next section.

Furthermore, due to the canonical action of  $\frac{\partial}{\partial A}$  on scalar expressions it is almost evident that acting with  $\frac{\partial}{\partial A}$  on a product of two scalar functions  $f(A; )$  and  $g(A; )$  the usual product rule holds true:

$$\frac{\partial}{\partial A} (f \cdot g) = \frac{\partial}{\partial A} f \cdot g + f \cdot \frac{\partial}{\partial A} g \quad (4.21)$$

Rule 4: chain rule: Let  $F(J; )$  be any polynomial in  $J$  and  $\mathbb{A}$  and let  $J(A; )$  be an odd polynomial in  $A$  and  $\mathbb{A}$ . Then the following chain rule is valid:

$$\frac{\partial}{\partial A} F(J(A; ); ) = \frac{\partial J}{\partial A} \frac{\partial F}{\partial J} \bigg|_{J=J(A; )} = \frac{\partial}{\partial A} J \cdot \frac{\partial}{\partial J} F \bigg|_{J=J(A; )} \quad (4.22)$$

As an example let us take  $F(J; ) = J$  and  $J(A; ) = A^3$ .  $F$  as a function of  $A$  (and  $\mathbb{A}$ ) is thus given by  $F(J(A; ); ) = A^3$ , and by means of rule 2 we obtain  $\frac{\partial F}{\partial A} = 3A^2$ .

On the other hand, making use of  $\frac{\partial J}{\partial A} = 3A^2$ ,  $\frac{\partial F}{\partial J} = 1$ ,  $\frac{\partial}{\partial A} J = 3A^2$  and  $\frac{\partial}{\partial J} F = 1$  rule 4 tells us that

$$\frac{\partial F}{\partial A} = 3A^2 = 0 \cdot A^2 + 3A^2 \cdot \mathbb{I}_2;$$

which obviously coincides with the direct calculation.

Three remarks may be helpful here: First of all, for the chain rule to hold true in the above form it is crucial that we have  $A^2 / \mathbb{I}_2$ . This remark will become important when

one wants to look for generalizations of the matrix calculus just developed to matrices of higher dimensions. Secondly, the appearance of two contributions on the r.h.s. of (4.22) accounts for the noncommutative nature of matrix multiplication. And, finally, it is no real restriction that  $J(A; \cdot)$  is to be an odd matrix, at least for our purposes. For details about this last remark see also appendix H.

We would like to conclude the present section by establishing a connection between the matrix derivative  $\frac{\partial}{\partial A} \text{Tr} F(A; \cdot)$  of the scalar quantity  $\text{Tr} F(A; \cdot)$  (where  $F$  is any even polynomial in  $A$  and  $\cdot$ ) and the respective usual derivatives of  $\text{Tr} F(A; \cdot)$  with respect to  $x$  and  $y$ . This connection, on the one hand, offers to us the possibility of various consistency checks concerning the validity of the matrix calculus and, on the other hand, will be of relevance by itself later on. It is summarized in our last rule:

Rule 5: Let  $F(A; \cdot)$  be any even polynomial in  $A$  and  $\cdot$ . Then we have the following identities:

$$\begin{aligned} \partial_x \text{Tr} F(A; \cdot) &= \frac{1}{v} \text{Tr} \frac{\partial}{\partial A} \text{Tr} F(A; \cdot) \\ \partial_y \text{Tr} F(A; \cdot) &= \frac{i}{v} \text{Str} \frac{\partial}{\partial A} \text{Tr} F(A; \cdot) \end{aligned} \quad (4.23)$$

(Str denotes, as usual, the supertrace, i.e.  $\text{Str} ? = \text{Tr} ?$ .)

Choosing, for instance,  $\frac{\partial S}{\partial A}$  (4.18) for  $\frac{\partial}{\partial A} \text{Tr} F(A; \cdot)$  in (4.23) the r.h.s. of the first equation then reads:

$$\frac{1}{v} \text{Tr} \frac{v^4}{8} (A^4 + 2A^2 + A A + A^3 - A) = \frac{v^3}{8} \text{Tr} (A^3 + A A - 2A^2 - 2A)$$

Upon inserting  $A$  (4.8) and (4.9) this expression is exactly  $\partial_x S(x; y)$  with  $S(x; y)$  according to (3.5).

#### 4.4. Differential equations for $Z$ , $W$ and

After the mathematical preparations of the previous section we are now able to mimic the treatments of the foregoing chapters without any further delay. Hence, in order to derive the noncommutative version of the system of differential equations for the generating functional  $Z$  of general Green's functions let us apply the matrix derivative  $\frac{\partial}{\partial A}$  to the integrand of  $Z(J)$  (4.13) and consider:

$$\begin{aligned} 0_2 &= N \int^Z dx dy \frac{\partial}{\partial A} \exp \frac{1}{h} (S(A; \cdot) + \text{Tr} J A) \\ &= N \frac{1}{h} \int^Z dx dy \left( \frac{\partial S}{\partial A} + J \right) \exp \frac{1}{h} (S(A; \cdot) + \text{Tr} J A) \end{aligned}$$

The last equality directly results from the ordinary chain rule which naively holds true due to the canonical action of  $\frac{\partial}{\partial A}$  on scalar expressions. Inserting  $\frac{\partial S}{\partial A}$  according to (4.18) and making use of mathematically rigorous manipulations of the type

$$\int dx dy A \exp \frac{1}{h} (S(A; ) + \text{Tr} JA) = \frac{h \partial}{\partial J} \int dx dy \exp \frac{1}{h} (S(A; ) + \text{Tr} JA)$$

several times, we thus obtain (also exploiting the fact that  $\frac{\partial^2}{\partial J^2}$  is given by  $\Pi_2$  times an ordinary differential operator):

$$\frac{v^4}{8} \left( h^3 \frac{\partial^3}{\partial J^3} + h^2 \left( 2 \frac{\partial^2}{\partial J^2} + \frac{\partial}{\partial J} \frac{\partial}{\partial J} \right) + h \left( \frac{\partial}{\partial J} \frac{\partial}{\partial J} \right) \right) Z = JZ \quad (4.24)$$

(4.24) is the differential equation for  $Z$  within the noncommutative language which we are looking for and which resembles the ordinary Dyson-Schwinger equations in zero dimensions. Already at this point we observe an essential advantage of the noncommutative formulation when compared to the original treatment in terms of the component fields  $x$  and  $y$ : Instead of being forced to handle a complicated system of (two) coupled partial differential equations (see (3.8)) in the present context there is only one differential equation which nevertheless contains the whole information<sup>18</sup>.

Perhaps, one could object that this simplification is not at all a real one because now we have to deal with a matrix-valued equation whereas formerly there were just scalar equations. But such an objection can be invalidated easily by the following argument: If we do not only regard (4.24) to be matrix-valued but also really work out the consequences thereof we do nothing else but return to the treatment in terms of the components  $x$  and  $y$  which, however, is a treatment that we wish to avoid strictly in the noncommutative approach. On the other hand, the rules of the previous section (which are somehow odd when compared to the usual ones concerning differentiation but which are nonetheless well-defined) allow us to stay completely within the formulation that uses just one variable, namely the superpotential  $A$ . Taking this point of view the fact that  $A$  is a matrix does not play a role. At any rate, regarding  $A$  as the variable of the game is much more the intention to unify  $x$  and  $y$  into a single noncommutative object.

Next we are going to convert the differential equation (4.24) for  $Z$  into such an equation for the generating functional  $W$  of connected Green's functions according to

$$Z(J) = \exp \frac{1}{h} W(J) \quad : \quad (4.25)$$

---

<sup>18</sup>One proves easily that the system (3.8) is totally equivalent to (4.24). For that multiply (4.24) with  $\frac{1}{v}$  (from the left) and take the trace; the result is the first equation in (3.8). In a similar manner also the second equation in (3.8) is obtained, namely by multiplication of (4.24) with  $\frac{i}{v}$  and subsequent evaluation by means of the supertrace.

To this end we have to translate the various (multiple) derivatives of  $Z$  with respect to  $J$  into the respective derivatives of  $W$  with respect to  $J$ . Most of these derivatives are obtained easily (using at some places the ordinary product rule), e.g.:

$$\frac{\partial Z}{\partial J} = \frac{1}{h} \frac{\partial W}{\partial J} Z ; \quad \frac{\partial^2 Z}{\partial J^2} = \frac{1}{h} \frac{\partial^2 W}{\partial J^2} Z + \frac{1}{h^2} \frac{\partial W}{\partial J} \frac{\partial W}{\partial J} Z \quad (4.26)$$

There is only one derivative, namely  $\frac{\partial^3 Z}{\partial J^3}$ , the conversion of which is a little more involved:

$$\begin{aligned} \frac{\partial^3 Z}{\partial J^3} &= \frac{\partial}{\partial J} \frac{\partial^2 Z}{\partial J^2} = \frac{\partial}{\partial J} \left( \frac{1}{h} \frac{\partial^2 W}{\partial J^2} Z + \frac{1}{h^2} \frac{\partial W}{\partial J} \frac{\partial W}{\partial J} Z \right) \\ &= \frac{1}{h} \frac{\partial^3 W}{\partial J^3} + \frac{1}{h^2} \frac{\partial W}{\partial J} \frac{\partial^2 W}{\partial J^2} + \frac{1}{h^2} \frac{\partial}{\partial J} \left( \frac{\partial W}{\partial J} \frac{\partial W}{\partial J} \right) Z + \frac{1}{h^3} \frac{\partial W}{\partial J} \frac{\partial W}{\partial J} \frac{\partial W}{\partial J} Z \end{aligned}$$

Hence, it remains to determine  $\frac{\partial}{\partial J} \left( \frac{\partial W}{\partial J} \frac{\partial W}{\partial J} \right)$ . This determination is another example for the application of the product rule within the matrix calculus: Because  $W$  is a scalar  $\frac{\partial W}{\partial J}$  has to be an odd matrix and we thus must use the second equation in (4.20) yielding

$$\frac{\partial}{\partial J} \left( \frac{\partial W}{\partial J} \frac{\partial W}{\partial J} \right) = \frac{\partial^2 W}{\partial J^2} \frac{\partial W}{\partial J} + \frac{\partial W}{\partial J} \frac{\partial}{\partial J} \frac{\partial W}{\partial J} : \quad (4.27)$$

Collecting everything we end up with the desired differential equation for  $W$ :

$$\begin{aligned} \frac{v^4}{8} h^2 \frac{\partial^3 W}{\partial J^3} + h^2 \frac{\partial W}{\partial J} \frac{\partial^2 W}{\partial J^2} + \frac{\partial^2 W}{\partial J^2} \frac{\partial W}{\partial J} + \frac{\partial}{\partial J} \left( \frac{\partial W}{\partial J} \frac{\partial W}{\partial J} \right) \\ + \frac{\partial W}{\partial J} + 2 \frac{\partial W}{\partial J} \frac{\partial W}{\partial J} + \frac{\partial W}{\partial J} \frac{\partial W}{\partial J} + \frac{\partial W}{\partial J} \frac{\partial W}{\partial J} \frac{\partial W}{\partial J} = J \end{aligned} \quad (4.28)$$

Finally, let us perform a Legendre transformation, this time defined by

$$\begin{aligned} (A; ) + W(J(A; ); ) - \text{Tr} J(A; )A &= 0 \\ \text{with } A &:= \frac{\partial W}{\partial J} \text{ and } J = \frac{\partial}{\partial A} ; \end{aligned} \quad (4.29)$$

in order to go over from  $W$  to the generating functional of LPI Green's functions. For the translation of (4.28) into a differential equation for we obviously need the Legendre transformations of the various second and third derivatives of  $W$  with respect to  $J$  appearing in (4.28). In analogy to previous investigations of this kind the starting point for the determination of these Legendre transformations is the identity

$$A(J(A; ); ) = A ; \quad (4.30)$$

which we are going to differentiate with respect to  $A$ . Taking into account that  $J(A; \cdot)$  has to be an odd matrix (see second line of (4.29)) we can directly apply the chain rule 4 of section 4.3 with the result:

$$\Pi_2 = \frac{\partial J}{\partial A} \frac{\partial A}{\partial J} = \frac{\partial}{\partial A} J = \frac{\partial}{\partial J} A = \frac{\partial^2}{\partial A^2} \frac{\partial^2 W}{\partial J^2} = \frac{\partial}{\partial A} \frac{\partial}{\partial A} \frac{\partial}{\partial J} \frac{\partial W}{\partial J} \quad (4.31)$$

It is clear that we have to look for a further independent equation of this type in order to obtain both second derivatives  $\frac{\partial^2 W}{\partial J^2}$  and  $\frac{\partial}{\partial J} \frac{\partial W}{\partial J}$  as functions of  $A$  and  $J$ . This second equation is deduced in a similar manner by first multiplying (4.30) from the left by  $J$  and by subsequently differentiating the resulting equation with respect to  $A$  ( $\frac{\partial}{\partial A} A = 0$  by means of rule 2):

$$0_2 = \frac{\partial J}{\partial A} \frac{\partial}{\partial J} A + \frac{\partial}{\partial A} J \frac{\partial A}{\partial J} = \frac{\partial^2}{\partial A^2} \frac{\partial}{\partial J} \frac{\partial W}{\partial J} + \frac{\partial}{\partial A} \frac{\partial}{\partial A} \frac{\partial^2 W}{\partial J^2} \quad (4.32)$$

The solution of the two (matrix-valued) equations (4.31) and (4.32) has to be handled with some care because the single factors in the various terms on the right hand sides do not commute in general: They are matrices! However, some of them do commute due to  $\frac{\partial^2}{\partial A^2}$  and  $\frac{\partial^2}{\partial J^2}$  being proportional to the unit matrix  $\Pi_2$ , a fact which simplifies identifying the solution to quite some extent. We finally get:

$$\begin{aligned} \frac{\partial^2 W}{\partial J^2} &= \frac{\partial^2}{\partial A^2} \frac{\partial^2}{\partial J^2} + \frac{\partial}{\partial A} \frac{\partial}{\partial A} \frac{\partial^2 W}{\partial J^2} \\ \frac{\partial}{\partial J} \frac{\partial W}{\partial J} &= \frac{\partial}{\partial A} \frac{\partial}{\partial A} \frac{\partial^2 W}{\partial J^2} + \frac{\partial}{\partial A} \frac{\partial}{\partial A} \frac{\partial^2 W}{\partial J^2} \end{aligned} \quad (4.33)$$

In an analogous but technically more tedious way also the Legendre transformation of the third derivative  $\frac{\partial^3 W}{\partial J^3}$  that is still missing can be calculated. We postpone this calculation as well as the corresponding result to appendix H.

Hence, up to and including 1-loop order<sup>19</sup> we can write down the following differential equation for  $\Gamma$ :

$$\begin{aligned} \frac{\partial \Gamma}{\partial A} &= -A + 2A^2 + A^3 - A^4 \\ &= -h^2 (A + \frac{\partial^2}{\partial A^2}) + (A + \frac{\partial}{\partial A}) \frac{\partial}{\partial A} \frac{\partial^2}{\partial A^2} + \frac{\partial}{\partial A} \frac{\partial}{\partial A} \frac{\partial^2}{\partial A^2} + O(h^2) \end{aligned} \quad (4.34)$$

<sup>19</sup>The full differential equation for  $\Gamma$  valid to all orders of the loop expansion will be given in appendix H, too.

This equation (or better the complete one, see (H.6)) now has to be solved recursively order by order in  $\hbar$ . In zeroth order we obtain

$$\frac{\partial}{\partial A} \langle 0 \rangle = -A - 2A^2 + A^3 - A^4 ;$$

which, as a matter of consistency, coincides with  $\frac{\partial S}{\partial A}$  (4.18). For the determination of the next order we evaluate (4.34) consistently in order  $\hbar^1$  and therefore have to take into account  $\frac{\partial^2 S}{\partial A^2}$  (4.19) and

$$\frac{\partial}{\partial A} \frac{\partial S}{\partial A} = -\frac{v^4}{8} (A^2 - 2A^3) ; \quad (4.35)$$

This last equation results from (4.18) by means of rule 2. Having by now all needed ingredients at our disposal a straightforward calculation using at several places the definition of the field strength  $F$  (4.10) leads to the answer for  $\frac{\partial}{\partial A} \langle 1 \rangle$  that we are looking for:

$$\frac{\partial}{\partial A} \langle 1 \rangle = \frac{1}{2} \frac{\partial}{\partial A} \text{Tr} (2iF^2 - 3F^4) \quad (4.36)$$

(4.36) can be integrated very easily<sup>20</sup> due to the fact that  $F$  is proportional to the unit matrix  $\mathbb{I}_2$ , see (4.10) (and also rule 7 in the next section for details about this special kind of integration), yielding finally

$$\langle 1 \rangle = \frac{1}{2} \ln \text{Tr} (2iF^2 - 3F^4) ; \quad (4.37)$$

This result is quite noteworthy in two respects: On the one hand, (4.37) represents  $\langle 1 \rangle$  in a much more compact form than (3.15). Both expressions, of course, coincide (up to a constant of integration) as can be seen upon inserting  $F$  according to the second line in (4.10) and evaluating the trace. On the other hand, and even more remarkably, not only  $\langle 0 \rangle = S$  but also  $\langle 1 \rangle$  is a simple function of the geometrical field strength  $F$  only. Both aspects just mentioned are due to and, even stronger, are only accessible within the present noncommutative formulation. Two questions arise naturally here: Can the higher orders in  $\hbar$  of  $\langle \dots \rangle$  be calculated along the same lines? And is it true, to all orders of the

---

<sup>20</sup>In general, there is no obvious and simple rule for the integration of a matrix-valued function  $F(A; \dots)$  with respect to  $A$  resulting in a scalar quantity, at least if  $F(A; \dots)$  is some function which is more complicated than an ordinary polynomial in  $A$  and  $\dots$ . The problem of finding such a rule for integration is mainly due to the observation that the kernel of  $\frac{\partial}{\partial A}$  is not only generated by constant matrices but also by some non-constant ones like e.g.  $A^{-1}$  and  $A$ . For our purposes it is, however, completely sufficient to know the rules for the special kind of integration which is studied in section 4.5.



loop expansion, that  $\Gamma$  is a function of  $F$  only? The following section will answer the second question in the affirmative. Moreover, the demonstration is approached in such a way that at the same time the higher orders of  $\Gamma$  are determined, too.

#### 4.5. Recursive determination of

The aim of this section is to prove the claim that  $\Gamma$  is a function of the field strength  $F$  only, to all orders in  $\hbar$ . Before turning to the technical details we first discuss the conceptual cornerstones on which the proof is based.

First of all, the proof below will proceed by induction in the number  $n$  of loops thereby vastly relying on the specific structure of the differential equation (H.6) for  $\Gamma$  which means the following: Due to the observation that every (second or third) derivative of  $\Gamma$  with respect to  $A$  appearing on the r.h.s. of (H.6) is multiplied by at least one factor of  $\hbar$  the l.h.s. of (H.6) in a given order, say  $n + 1$ , is completely prescribed by the lower orders of  $\Gamma$  up to and including order  $n$ . Indeed, this observation is exactly the one which always allows us to determine the solution of the differential equation for  $\Gamma$  in a recursive manner. The starting point for the induction is  $n = 0$ . Obviously,  $S$  given according to (4.11) is a function of the field strength  $F$  only. Hence, in the spirit of proofs based on induction we may assume from now on that the same holds true for  $\Gamma^{(n)}$ , too<sup>21</sup>:

$$\Gamma^{(n)} = \text{Tr} g^{(n)}(F) \quad (4.38)$$

The second building block needed for the proof rests on the fact that  $F = F(A; \hbar)$  is proportional to the unit matrix  $\mathbb{I}_2$ , see (4.10), a fact which, in turn, implies some very simple rules for the differentiation of  $g(F)$  and  $\text{Tr} g(F)$  with respect to  $A$  summarized in:

Rule 6: Let  $F(A; \hbar)$  be the field strength according to (4.10) and let  $g(F)$  be any function of  $F$ . Then we have:

$$\frac{\partial}{\partial A} g(F(A; \hbar)) = \frac{\partial F}{\partial A} \frac{\partial g}{\partial F} = \frac{\partial g}{\partial F} \frac{\partial F}{\partial A} \quad (4.39)$$

---

<sup>21</sup>Strictly speaking, (4.38) does not hold true for  $n = 1$  because of the logarithm in front of the trace, see (4.37). So it possibly would be better and more precise to state the assumption of the inductive proof in the form:

$$\Gamma^{(n)} = h^{(n)}(\text{Tr} g^{(n)}(F)) :$$

We will, however, not do so for the following two reasons: On the one side, the 1-loop approximation is rather exceptional and taking along also all the functions  $h^{(n)}$  (actually necessary in a proper and general treatment although only  $h^{(1)}$  is different from the identity map) would overburden the forthcoming formulae. On the other side, we will only use the implication (4.41) of (4.38) when proving the statement in question. And (4.41) does hold true also for  $n = 1$ !

$$\frac{\partial}{\partial A} \text{Trg}(F(A;)) = 2 \frac{\partial F}{\partial A} \frac{\partial g}{\partial F} = 2 \frac{\partial g}{\partial F} \frac{\partial F}{\partial A} \quad (4.40)$$

Here  $\frac{\partial}{\partial F}$  has to be treated just like an ordinary derivative (because of  $F / \Pi_2$ ).

The easy demonstration of rule 6 is postponed to the first part of appendix I.

Now, the application of rule (4.40) to (4.38) leads to

$$\frac{\partial^{(n)}}{\partial A} = 2 \frac{\partial g^{(n)}}{\partial F} \frac{\partial F}{\partial A} : \quad (4.41)$$

It is exactly this form of the inductive assumption that will enter the technical aspects of the proof in a moment.

Finally, let us also mention the third basic ingredient required below. This last ingredient represents a very special kind of integration within the matrix calculus and, in fact, is nothing else but the inversion of (4.40):

Rule 7: Let  $F$  and  $g$  be as in rule 6. Then it holds true that:

$$\int^Z dA \frac{\partial g}{\partial F} \frac{\partial F}{\partial A} = \text{Trg}(F(A;)) (+ \text{constant}) \quad (4.42)$$

In consideration of the three preparatory remarks just given it should be clear along which lines we have to move on in order to successfully complete the demonstration in question. Namely, if in order  $n + 1$  we are able to express the r.h.s. of (H.6) as  $f^{(n+1)}(F) \frac{\partial F}{\partial A}$  where  $f^{(n+1)}$  is an appropriate function of  $F$  only, everything is proven. Of course, to this end we have to make use of (4.41). To simplify matters we will go ahead bit by bit and also omit the superscripts  $\backslash(n)$  which anyway can be reintroduced easily at the end of the calculation.

As an illuminative example for the general procedure let us begin with the treatment of the term  $\frac{\partial^2}{\partial A \partial A} + \frac{\partial^2}{\partial A \partial A}$  which appears frequently on the r.h.s. of (H.6). Setting

$$f(F) := 2 \frac{\partial g}{\partial F} \quad (4.43)$$

and differentiating (4.41) once more with respect to  $A$  (using the product rule 3 as well as (4.39)) we get (with the abbreviatory notation  $f^0 := \frac{\partial f}{\partial F}$ ,  $F_A := \frac{\partial F}{\partial A}$  and so on):

$$_{AA} = f^0 F_A^2 + f F_{AA} \quad (4.44)$$

Taking into account that according to (4.10) and rule 2

$$F_A = i(A + ) ; F_A^2 = (A + )^2 = \Pi_2 + iF \text{ and } F_{AA} = i\Pi_2 \quad (4.45)$$

we may rewrite (4.44) as

$$_{AA} = f^0(\Pi_2 + iF) + if ; \quad (4.46)$$

which evidently shows that  $_{AA}$  by itself is a function of  $F$  only. In an analogous manner we also calculate  $_{AA}$  by differentiating times (4.41) once more with respect to  $A$  ( $F_{AA} = 0$  by means of rule 2):

$$_{AA} = f^0 F_A - F_A \quad (4.47)$$

Hence, in contrast to  $_{AA}$ ,  $_{AA}$  is not a function which only depends on  $F$ . However,  $_{AA}^2$  is such a function due to  $(F_A - F_A)^2 = F_A^4 = (\Pi_2 + iF)^2$ . Collecting all scattered pieces so far we have proven that  $_{AA}^2 + _{AA}^2$  is given by

$$_{AA}^2 + _{AA}^2 = 2if f^0(\Pi_2 + iF) - f^2 ; \quad (4.48)$$

and thus only depends on the field strength  $F$ .

Next we turn our attention to the term

$$h_1 = 2(A + )_{AA} + (A + )_{AA} ; \quad (4.49)$$

which multiplies  $h^1$  on the r.h.s. of (H.6) (besides the factor  $-\frac{v^4}{8} [_{AA}^2 + _{AA}^2]^1$ ). Just upon inserting (4.46) and (4.47) and using (4.45) at several places we find

$$h_1 = h_1^F - F_A \text{ with } h_1^F = 2f - if^0(\Pi_2 + iF) ; \quad (4.50)$$

As a first conclusion, we may state that the whole term multiplying  $h^1$  in (H.6) indeed has the sought form of a function of  $F$  times  $F_A$ . It remains to be shown that the same holds true for the term proportional to  $h^2$  in (H.6). The respective calculations are a little bit more involved and will be skipped here. We just quote the main results in between which can be obtained along the same lines as above:

$$\begin{aligned} _{AAA} &= [f^0(\Pi_2 + iF) + 2if^0]F_A \\ _{AAA} &= f^0 F_A - F_A - F_A \\ h_{AA}^2 + _{AA}^2 &= f^2 [2if^0 + f^0(\Pi_2 + iF)] + 2if^0(\Pi_2 + iF)^2 F_A \\ h_{AA}^2 + _{AA}^2 &= f^2 f^0 - 4ff^0 + 2if^0(\Pi_2 + iF) F_A - F_A - F_A \end{aligned} \quad (4.51)$$

An easy and straightforward calculation using (4.51) and (4.45) finally proves that the term

$$h_2 := \left[ \frac{1}{2} A A + \frac{1}{2} A A - B \right] \left[ \frac{1}{2} A A + \frac{1}{2} A A \right]^2 \quad (4.52)$$

multiplying  $h^2$  on the r.h.s. of (H.6) (besides a factor  $\frac{v^4}{8} \left[ \frac{1}{2} A A + \frac{1}{2} A A \right]^3$ ) can actually be written in the desired form

$$h_2 = h_2^F \quad (4.53)$$

$$\text{with } h_2^F := 2f^3 f^0 + if^2 (2f^0 + ff^0) (\Pi_2 + iF) + 2ff^0 (\Pi_2 + iF)^2 ;$$

where  $h_2^F$  obviously depends on the field strength  $F$  only. Taking into account that we furthermore have

$$h_0 := A + 2A^2 + A A + A^3 \quad A = F \quad (4.54)$$

(this term multiplying  $\frac{v^4}{8} h^0$  on the r.h.s of (H.6)) and recollecting the conceptual considerations presented above the claim under consideration is truly proven by now.

But also all necessary preparations for an eased recursive determination of the higher orders of  $\hbar$  are already made. Namely, collocating all the spread results just derived the differential equation (H.6) for the vertex functional now reads:

$$\begin{aligned} \frac{v^4}{8} h^2 h_2^F + \hbar \left[ 2if f^0 (\Pi_2 + iF) - f^2 \right] h_1^F \\ \left[ 2if f^0 (\Pi_2 + iF) - f^2 \right]^3 F^0 \quad \mathbb{E} = \left[ 2if f^0 (\Pi_2 + iF) - f^2 \right]^3 \frac{\partial}{\partial A} \end{aligned} \quad (4.55)$$

In (4.55)  $h_1^F$  and  $h_2^F$  are given according to (4.50) and (4.53), respectively. Using  $\frac{\partial}{\partial A} A = f \quad \mathbb{E}$  (see (4.41) and (4.43)) and the fact that  $F_A = i(A + \quad)$  is a non-singular  $2 \times 2$  matrix, (4.55) is equivalent to a highly nonlinear and involved differential equation for the function  $f(F)$  which due to its complexity can not be solved exactly in the sense that the solution is represented as a closed analytical expression comprising all orders of the loop expansion. As before, it is, however, possible to solve (4.55) recursively, i.e. in the shape of a power series in  $\hbar$ . In fact, this time the finding of the recursive solution is much simpler when compared to the respective procedure dealing with the equivalent system (E.13) of two coupled partial differential equations for  $\quad$  because of the following reason: (4.55) is just one differential equation in terms of just one commutative variable, namely the field strength  $F$ , which hence may be handled just as an ordinary variable. The second part of appendix I contains a short mathematical routine for the recursive determination of  $\quad^{(n)}$ . Here, we only quote the results for 2 and 3 loops:

$$\quad^{(2)} = \frac{2}{v^4} \text{Tr} \quad 2iF \quad 13F^2 \quad 24iF^3 + 15F^4 \quad 2iF \quad 3F^2 \quad^3 \quad (4.56)$$

$$^{(3)} = \frac{16}{2v^8} \text{Tr} \left[ 8F^2 + 88iF^3 - 408F^4 - 986iF^5 \right. \\ \left. + 1329F^6 + 936iF^7 - 270F^8 - 2iF^9 - 3F^{10} \right]$$

It is easily checked (by means of Mathematica) that  $^{(2)}$  (4.56) exactly coincides (up to a constant of integration) with  $^{(2)}$  (E.16) (upon evaluation of the trace and upon inserting  $v$  according to (3.2) into both expressions). However, (4.56) evidently represents the 2-loop result in a more compact and elegant form. A similar statement holds true for all higher orders, too.

Let us stress once again that the more compact and elegant form of the results for  $^{(n)}$ , the simplified determination of the recursive solution and also the fact that  $^{(n)}$  is a function of  $F$  only is due to and only accessible within the noncommutative language using matrices.

## 5. Ghost contributions within the noncommutative formulation

The certainly existing success of the matrix formalism notwithstanding so far there is a serious drawback of the whole treatment: The ghost fields  $c; \bar{c}$ , the auxiliary field  $B$  and also the external fields  $X; Y$  together with their contributions to the classical action have not been taken into account which, on the other hand, is essential for a proper treatment of the model. Otherwise we run into intractable problems with the zero-dimensional analogue of the Goldstone propagator  $\langle \eta \eta \rangle$ , and the 1PI  $n$ -point functions of the theory are ill-defined in higher orders, see chapter 3. The present chapter is intended to resolve this problem (once more).

The deeper reason for the simplifications implied by the matrix formalism is founded in the fact that all orders of  $\Gamma$  can be written as functions of the ordinary field strength  $F$  only which in addition is an even matrix proportional to  $\Pi_2$ . In particular, the (invariant part of the) classical action is obtained from the trace of  $F^2$ , see (4.11). This raises the following natural question: Is it possible to introduce a reasonable generalization  $\tilde{F}$  of  $F$  such that the whole classical action  $\Gamma_{cl}$  (3.25) including the  $\theta$ -term and the gauge fixing term is given by  $\text{Tr} \tilde{F}^2$  (up to a constant of proportionality). The possible existence of such a generalized field strength would simplify matters in a way analogous to the investigations of section 4.5 and, at the same time, would unify all fields of the model in a sense which we would like to call "strictly noncommutative". The inspection of this battery of questions is the subject of section 5.1.

It will turn out, however, that such an incorporation of the unphysical parts of the classical action is rather difficult to find or even impossible. In any case, the discussion will point out that  $\tilde{F}$  (if it exists) necessarily has to be an unphysical quantity which contradicts the common notion of a field strength in physics.

Of course, it is always feasible to incorporate the unphysical fields  $c; \bar{c}; B; X$  and  $Y$  as ordinary scalars as in chapter 3, thus not unifying all fields in one noncommutative object. Proceeding this way, the resulting description of the model is, so to speak, a mixture of a noncommutative part (comprising of the gauge potential  $A$ ) and a conventional part. Due to the negative outcome of section 5.1 we address ourselves to this admittedly less elegant possibility in section 5.2 which nevertheless entails some simplification when compared to the formulation using exclusively the component fields.

The considerations to follow – in particular those of section 5.1 – already lead over to the open questions in the outlook.

### 5.1. Problems with the noncommutative integration of ghost terms

We begin with a quite general and detailed discussion of the difficulties concerning a "strictly noncommutative incorporation" of ghost field contributions to the classical action. In fact, it will turn out that such an incorporation seems to be impossible, at least as long as the meaning of "strictly noncommutative incorporation" is defined by the following two requirements: Firstly, the Faddeev-Popov term (and possibly also the gauge fixing term) of the classical action should result from the trace of the square of a generalized field strength  $\tilde{F}$  which, in turn, is to be derived from a generalized gauge potential  $\tilde{A}$ . And secondly, the generalized construction should fulfill the more aesthetic qualification of naturalness. The arguments presented subsequently are taken to some extent from [HLN] reversing, however, the perspective of interpretation given there.

In order to have the chance of obtaining the  $\text{--term}$  eventually, the ghost and anti-ghost fields have to be present right from the beginning. Otherwise no term proportional to  $\bar{c}c$  will ever show up. Consequently, the gauge potential  $A$  (4.8) has to be enlarged in such a way that it also includes ghost and anti-ghost fields:

$$A \rightarrow \tilde{A} := A + C + \bar{C} \quad (5.1)$$

In (5.1),  $C$  represents a  $(2 \times 2)$  matrix containing only ghost fields whereas the elements of  $\bar{C}$  are anti-ghost fields.

Furthermore, it is certainly reasonable to demand that  $\tilde{A}$  should carry the definite degree 1 as a generalized (exterior) form. At this stage, however, another  $\mathbb{Z}$ -grading enters the game due to the appearance of anticommuting variables, namely the  $\mathbb{Z}$ -grading of Grassmann algebras whose several levels are distinguished by  $\text{--charge}$ . Hence, before talking about generalized (exterior) forms we first have to merge all gradings floating around. This is achieved by introducing the new total grade  $\mathcal{G}$  which is defined to be the sum of the matrix grade  $\mathcal{G}_M$ , the exterior form grade  $\mathcal{G}_F$  and the Grassmannian grade  $\mathcal{G}_G$  (mod 2):

$$\mathcal{G} := \mathcal{G}_M + \mathcal{G}_F + \mathcal{G}_G \pmod{2} \quad (5.2)$$

Because of  $\mathcal{G}\tilde{A} = 1$  we obtain that  $C$  as well as  $\bar{C}$  have to be even matrices, i.e.

$$C = \begin{pmatrix} 0 & 1 \\ a_c \mathcal{G} & c_1 & 0 \\ 0 & c_2 & A \end{pmatrix} \quad \text{and} \quad \bar{C} = \begin{pmatrix} 0 & 1 \\ \bar{a}_c \mathcal{G} & \bar{c}_1 & 0 \\ 0 & \bar{c}_2 & A \end{pmatrix} : \quad (5.3)$$

Now, there are obviously two ghost fields  $c_1$  and  $c_2$  and two anti-ghost fields  $\bar{c}_1$  and  $\bar{c}_2$  appearing in (5.3) and (5.1) whereas in the present model we expect only one ghost field  $c$

and one anti-ghost field  $\bar{c}$  to occur. Hence, there must be relations between  $a_c; c_1; c_2$  and  $c$  on the one hand and  $a_{\bar{c}}; \bar{c}_1; \bar{c}_2$  and  $\bar{c}$  on the other hand which can be established by the following argument:

Within the Marzelle-Mainz approach to noncommutative gauge theories which forms the setting for all considerations of the previous and the present chapter, infinitesimal gauge transformations are in general given by (see [CES], [CHPS]):

$$A^0 = A + dE + [A; E]_g = A + dE + [A; E] \quad (\text{i.e. } {}_E A = dE + [A; E]) \quad (5.4)$$

The second equality (in front of the parantheses) is due to  $E$  being an even element of the super Lie algebra involved in the construction tensorized by  ${}^2(M)$ . Because  $A$  only contains physical fields (namely gauge fields and Higgs fields) and because on physical fields BRS transformations coincide with local gauge transformations up to the replacement  $E \rightarrow C$ , we, hence, obtain in our zero-dimensional model:

$$sA = d_M C + [A; C] = [A + \quad; C] \quad (5.5)$$

On the other hand, we may take for granted the BRS transformations of the constituents of  $A$ , see (3.22). This allows us to calculate

$$\begin{aligned} sA &= \frac{i}{v} \begin{array}{c|c} \begin{array}{cc} 0 & 1 \\ \hline \begin{array}{cc} 0 & 1 \\ \hline \end{array} & \begin{array}{cc} 0 & 1 \\ \hline \end{array} \end{array} \begin{array}{c} \begin{array}{cc} sx + isy & A \\ \hline 0 & \end{array} \end{array} = \frac{i}{v} \begin{array}{c|c} \begin{array}{cc} 0 & 1 \\ \hline \begin{array}{cc} 0 & 1 \\ \hline \end{array} & \begin{array}{cc} 0 & 1 \\ \hline \end{array} \end{array} \begin{array}{c} \begin{array}{cc} cy + ic(x+v) & A \\ \hline 0 & \end{array} \end{array} \\ &= i(A + \quad) C = (A + \quad) \left( \frac{i}{2} C \right) + \frac{i}{2} C (A + \quad) = [A + \quad; \frac{i}{2} C] : \quad (5.6) \end{aligned}$$

From (5.5) and (5.6) we immediately deduce

$$C = \frac{i}{2} c \quad : \quad (5.7)$$

A completely analogous argument based on the anti-BRS transformations (which we did not consider up to now because they only play an auxiliary role in the present section) also yields  $\bar{C}$ :

$$\bar{C} = \frac{i}{2} \bar{c} \quad (5.8)$$

As an intermediate result we thus get:

$$A^\sim = A - \frac{i}{2} (c + \bar{c}) \quad (5.9)$$



Let us now turn to the field strength  $\tilde{F}$  which should result from  $\tilde{A}$  by further generalizing Cartan's structure equation, i.e.

$$\tilde{F} = d\tilde{A} + \frac{1}{2} [\tilde{A}; \tilde{A}]_{\text{gen}} ; \quad (5.10)$$

where  $[\cdot; \cdot]_{\text{gen}}$  denotes the supercommutator with respect to the total grade (5.2):

$$[\tilde{A}; \tilde{B}]_{\text{gen}} = \tilde{A} \tilde{B} - (-1)^{(\otimes_A)(\otimes_B)} \tilde{B} \tilde{A} \quad (5.11)$$

In the above equation the product has to be a combination of matrix multiplication, exterior product and multiplication of the Grassmann algebra, and, of course, it has to be defined in such a way that the gradings involved are respected. In the zero-dimensional model under consideration, for instance, only scalars (zero-forms) appear and, hence, we can forget about the exterior form grading. In this case the canonical definition of reads as follows:

$$(M \quad f) \quad (N \quad g) = (-1)^{(\otimes_M \otimes_N) (\otimes_g \otimes_f)} (M \quad N) \quad (fg) \quad (5.12)$$

In (5.12)  $M$  and  $N$  are  $(2 \times 2)$  matrices whereas  $f$  and  $g$  represent arbitrary elements of the Grassmann algebra. Using (5.11), (5.12) and (5.1) we thus calculate:

$$\begin{aligned} \frac{1}{2} [\tilde{A}; \tilde{A}]_{\text{gen}} &= \tilde{A} \tilde{A} = (A + C + \bar{C}) \quad (A + C + \bar{C}) \\ &= A \quad A + A \quad (C + \bar{C}) + (C + \bar{C}) \quad A + (C + \bar{C}) \quad (C + \bar{C}) \\ &= A \quad A + A \quad (C + \bar{C}) \quad (C + \bar{C}) \quad A + 0 \quad (\text{due to } C^2 = \bar{C}^2 = 0) \\ &= \frac{1}{2} [A; A]_g + [A; C + \bar{C}] \end{aligned} \quad (5.13)$$

Furthermore, in (5.10)  $\tilde{d}$  stands for a possible further enlargement of the already generalized exterior derivative  $d = d_M + d_C$ , see (4.5). In fact, having merged all three gradings within the game, see (5.2), by the same argument as the one presented in section 4.1 in connection with the introduction of  $d$  (4.5) it is certainly reasonable to further enlarge  $d$  by an operation that acts on the Grassmannian degree raising the  $\bar{c}$ -charge by 1 mod 2. The only canonical operations at hand, however, fulfilling the requirement just stated and having in addition the property of being idempotent are the BRS operator  $s$  and the anti-BRS operator  $\bar{s}$ . As a consequence, in the zero-dimensional model where  $d_C$  does not contribute (due to the fact that there is just one point in spacetime) the natural candidate for  $\tilde{d}$  is given by

$$\tilde{d}(M \quad f) = d_M M \quad f + (-1)^{\otimes_M \otimes f} M \quad (s + \bar{s})f : \quad (5.14)$$

Taking into account (5.13), (5.14) and (5.5) we finally calculate in a straightforward manner:

$$\begin{aligned}
\tilde{F} &= d_M A + d_M C + d_M \bar{C} - sA - \bar{s}A + sC + \bar{s}C + s\bar{C} + \bar{s}\bar{C} \\
&\quad + \frac{1}{2} [A; A]_J + \underbrace{\left[ \begin{smallmatrix} A \\ -\{Z\} \end{smallmatrix} \right]}_{= sA - d_M C} + \underbrace{\left[ \begin{smallmatrix} A \\ -\{Z\} \end{smallmatrix} \right]}_{= \bar{s}A - d_M \bar{C}} \\
&= d_M A + \frac{1}{2} [A; A]_J \\
&\quad + [(sC + \bar{s}C + s\bar{C} + \bar{s}\bar{C}) = 0 \text{ due to } s c = 0 = \bar{s} \bar{c} \text{ and } s \bar{c} = B = \bar{s} c]
\end{aligned}$$

Thus, we obtain

$$\tilde{F} = F : \quad (5.15)$$

From (5.15) it is obvious that there will be no  $\eta$ -terms in the classical action which is proportional to the trace of  $\tilde{F}^2$ . In other words, as long as we stick to the two requirements mentioned in the introduction to this section, these two requirements specifying the meaning of a "strictly noncommutative incorporation" of ghost contributions, it is effectively impossible to realize the aspired goal.

In [HLN] the above argument is organized in a logically reversed manner: With the definitions (5.1) and (5.10) for  $\tilde{A}$  and  $\tilde{F}$ , respectively, the implementation of the so-called horizontality condition (5.15), see [NTM], [BTM], leads to the recovery of the known BRS and anti-BRS transformations of all fields involved in the model, which we, in turn, took for granted.

Furthermore, concerning the construction of a BRS and anti-BRS invariant classical action (including  $\eta$ -terms and gauge fixing terms) [BTM] and [HLN] quote a recipe which reads as follows when translated to our language ( $\xi$  is a gauge parameter):

$$S_{cl} = \frac{1}{4} \text{Tr} \int^n F^\mu F_\mu - s \bar{s} (A^\mu A_\mu) + s (\bar{C}^\mu B_\mu) \quad (5.16)$$

Neglecting the integral (which in zero dimensions has to be dropped anyway) (5.16) evidently differs from  $\text{Tr} \tilde{F}^2 = \text{Tr} F^2$  due to the second and third term on the r.h.s. which in the present setting are responsible for the  $\eta$ -term and the gauge fixing term, respectively. We may interpret this as an underpinning of our previous observation that within the present limited context a "strictly noncommutative incorporation" of ghost terms (and possibly also of gauge fixing terms) cannot be achieved.

From a general and conceptual point of view it could have been clear right from the beginning that our intention would meet some difficulties, at least with regard to questions

of physical interpretation: Usually, the field strength  $F$  is a physical object as can be seen, for instance, in electrodynamics where  $F$  contains only physical quantities, namely the electric field  $E$  and the magnetic field  $B$ . Looking for a generalization of the ordinary field strength  $F$ , denoting the resulting generalized object by  $\tilde{F}$  and requiring that  $\text{Tr} \tilde{F}^2$  should particularly yield a  $\theta$ -term (among other terms), unavoidably implies that  $\tilde{F}$  itself has to contain somehow ghost and anti-ghost fields. But because ghost fields are unphysical fields  $\tilde{F}$  then automatically becomes an unphysical quantity itself which contradicts the notion of what a field strength in physics is to be. Of course, it is admissible to take a pragmatic point of view and say:  $\tilde{F}$  is merely an auxiliary quantity possibly useful for the calculations in between but not physically meaningful by itself. More precisely, within this interpretation  $\tilde{F}$  is composed of a physical part  $F$  (the original field strength) and an unphysical part  $F_{\text{ghost}}$  containing the ghost fields  $c$  and  $\bar{c}$ :  $\tilde{F} = F + F_{\text{ghost}}$ . In fact, we have (and must have) this more pragmatic interpretation in mind when dealing with the problems of the present section.

Next, let us briefly comment on the following question: What happens if we relax either one of the requirements or even both requirements stated in the introduction in connection with the definition of the notion "strictly noncommutative incorporation". In particular the second requirement appealing to the naturalness of the construction is somewhat unprecise and leaves some scope for possible modifications even though we tried to emphasize the "canonical" nature of all generalizations involved in the above discussion. In other words, we now would like to pose the question: Is it possible to find a "noncommutative incorporation" of ghost contributions? By "noncommutative incorporation" we mean an incorporation using the noncommutative matrix formalism in some way but still in such a manner that the "square" of the generalized field strength  $\tilde{F} = F + F_{\text{ghost}}$  (which does not necessarily has to originate from a generalized gauge potential  $\tilde{A}$  in a first approach) contains the  $\theta$ -term (after the application of trace). Because of the vagueness of the last statement (definition) there is hardly any hint in which direction a meaningful search should go ahead. Out of a whole bunch of possibilities we here mention only two strategies:

The first one assumes that the product involved in calculating the "square" of  $\tilde{F}$  has to be modified. So far this product is ordinary matrix multiplication. For instance, we could try to use the product (5.12) instead of matrix multiplication or some other product which is "polluted" with the gradings involved in the game.

The second strategy is based on the embedding of the  $2 \times 2$  matrix formalism into matrices of some higher dimension. This ansatz is supported to some extent by the above discussion concerning the unphysical nature of  $\tilde{F}$ : If  $\tilde{F}$  is composed of a physical and an unphysical part,  $\tilde{F} = F + F_{\text{ghost}}$ , then there should be a mathematical structure which

allows the proper distinction between those parts. Within the language of matrices, a natural candidate for such a structure is a  $\mathbb{Z}_2$ -grading. However, because the original  $\mathbb{Z}_2$ -grading of  $2 \times 2$  matrices cannot produce relief (unless perhaps the first strategy is pursued) another  $\mathbb{Z}_2$ -grading comes into the game which, in turn, necessarily entails matrices of higher dimension.

None of these possibilities immediately leads to satisfactory results, at least not in an obvious manner. First attempts failed or resulted in really odd and strange expressions which exclude any meaningful interpretation. Nevertheless the problem is still unsettled and needs further investigation.

Let us conclude with a heretical question which admittedly could have been posed already at the beginning: Does it make sense at all to look for such an unphysical "field strength"  $\tilde{F}$  which subsequently should produce the whole classical action (including  $\theta$ -terms and gauge fixing terms) when calculating the trace of the "square" of  $\tilde{F}$ ?

The point here is the following one: The gauge fixing term is to a certain extent a matter of choice. As a consequence, also the  $\theta$ -term (which has to be chosen in such a way that  $s(\theta\text{-term} + \text{gauge fixing term}) = 0$ ) is not fixed from the first outset. But if these terms are a matter of choice in the way just explained, why at all can we hope to find a well-defined prescription that generalizes  $F$  and afterwards yields a unique result for  $\text{cl}$ ? In this question the answer in support of our investigations is latent: We do not search for all admissible  $\theta$ -terms and gauge fixing terms. And if there were such a prescription leading to a unique  $\text{cl}$  this would be even better because then a specific gauge fixing term would be singled out as a preferred one.

In any case, due to its unphysical nature the generalized quantity  $\tilde{F}$  is only an auxiliary one whose existence, however, could possibly simplify subsequent calculations tremendously in a way similar to the role that  $F$  plays at the end of chapter 4.

## 5.2. Higher orders of $\text{cl}$ including ghost contributions

In spite of the negative outcome of the previous section it is, of course, nonetheless possible to incorporate the ghost fields  $c; \bar{c}$  and the auxiliary field  $B$  by hand, so to speak. In other words, what we are going to study in the following is a proper formulation of our zero-dimensional model where the Higgs fields  $x$  and  $y$  are united in the  $2 \times 2$  matrix  $A$  (the gauge potential) and where the unphysical fields are not embedded into some matrices but remain (ordinary) scalars. Because the whole discussion is straightforward and once more copies the by now well-known procedure we do not have to go into all technical details. The main reason for this is that due to the scalar nature of  $c; \bar{c}$  and  $B$  the rules

for the matrix calculus obtained in section 4.3 hold true unchanged or at most have to be modified in a marginal way, see also below.

An easy calculation shows that the classical action  $\mathcal{L}_1$  (3.25) can be rewritten in a form well adapted for the present context:

$$\mathcal{L}_1 = S(A) + \frac{1}{2} B^2 - \frac{i v}{2} m B \text{Tr} A + \frac{v}{2} m \bar{c} \text{Tr}(A - \mathbb{I}) c - i \text{Tr} X (A + \mathbb{I}) c \quad (5.17)$$

In the above equation  $S(A)$  is given by (4.11), and the external fields  $X$  and  $Y$  which couple to the nonlinear BRS transformations of  $y$  and  $x$ , respectively, have been united into one matrix-valued external field  $X$  according to

$$X = \frac{i v}{2} \begin{array}{c|c} 0 & Y + i X \\ \hline Y - i X & 0 \end{array} A; \quad (5.18)$$

in order to simplify matters.

Next, we determine the set of coupled partial differential equations for the generating functional  $Z = Z(J; l; n; \bar{n}; X)$  by differentiating the integrand of

$$Z(J; l; n; \bar{n}; X) = N \int_1^{Z+1} dx dy dB d\bar{c} d\bar{c} \exp \frac{1}{h} (\mathcal{L}_1 + \text{Tr} J A + l B + \bar{c} n + \bar{n} c) \quad (5.19)$$

once with respect to  $A; B; c$  and  $\bar{c}$ , respectively. (In comparison with the analogous investigations in chapter 3, we have renamed the sources  $\lambda$  and  $\bar{\lambda}$  by  $n$  and  $\bar{n}$ , respectively, because  $\lambda$  already has a different meaning, see (4.9).) Subsequently, this set of differential equations is rewritten for the generating functional  $W = W(J; l; n; \bar{n}; X)$  of connected Green's functions resulting in:

$$\begin{aligned} & + h \left( \frac{v^4}{8} \frac{\partial^2 W}{\partial J^2} + \frac{\partial^2 W}{\partial J^2} \frac{\partial W}{\partial J} + \frac{\partial W}{\partial J} \frac{\partial W}{\partial J} + \frac{v}{2} m \frac{\partial^2 W}{\partial n \partial \bar{n}} \right. \\ & + \frac{v^4}{8} \frac{\partial^4 W}{\partial J^4} + 2 \frac{\partial W}{\partial J} \frac{\partial^2 W}{\partial J^2} + \frac{\partial W}{\partial J} \frac{\partial W}{\partial J} + \frac{\partial W}{\partial J} \frac{\partial W}{\partial J} + \frac{\partial W}{\partial J} \frac{\partial W}{\partial J} \\ & \left. + \frac{v}{2} m \frac{\partial W}{\partial \bar{n}} \frac{\partial W}{\partial n} - \frac{i v}{2} m \frac{\partial W}{\partial l} - i X \frac{\partial W}{\partial \bar{n}} \right) = J \\ & \frac{\partial W}{\partial l} - \frac{i v}{2} m \text{Tr} \frac{\partial W}{\partial J} = l \\ & \frac{v}{2} \text{Tr} \left( h m \frac{\partial^2 W}{\partial J \partial n} + m \frac{\partial W}{\partial n} \frac{\partial W}{\partial J} + \frac{2i}{v} X \frac{\partial W}{\partial J} + \frac{\partial W}{\partial J} \frac{\partial W}{\partial \bar{n}} \right) = \bar{n} \\ & \frac{v}{2} m \text{Tr} \left( h \frac{\partial^2 W}{\partial J \partial \bar{n}} + \frac{\partial W}{\partial J} \frac{\partial W}{\partial \bar{n}} + \frac{\partial W}{\partial \bar{n}} \frac{\partial W}{\partial J} \right) = n \end{aligned} \quad (5.20)$$

(5.20) exactly coincides with (F.1) when evaluating the traces occurring in (5.20). The first two equations in (F.1), however, have been merged into a single (matrix-valued) equation, namely the first one in (5.20), which in spite of its character as an equation of matrices can be treated as one equation due to the matrix calculus at hand. This reduces the complexity of the system to some extent. The modifications brought about by the necessary inclusion of unphysical fields can be read off from a comparison between (5.20) and (4.28).

As before, the next step consists of performing a Legendre transformation, this time with respect to  $J; l; n$  and  $\bar{n}$ :

$$\begin{aligned} (A; B; c; \bar{c}; X) + W(J(A; B; c; \bar{c}; X); l(n(\quad); n(\quad); X)) \\ \text{Tr} J(\quad) A \quad l(\quad) B \quad n(\quad) c \quad n(\quad) = 0 \end{aligned} \quad (5.21)$$

with:  $A = \frac{\partial W}{\partial J}$ ;  $B = \frac{\partial W}{\partial l}$ ;  $c = \frac{\partial W}{\partial \bar{n}}$ ;  $\bar{c} = \frac{\partial W}{\partial n}$

Particularly, we are in need of the Legendre transformations of the various second and third derivatives of  $W$  appearing in (5.20), whose determination again is the hardest piece of work to be done. In principle, we can go ahead as in appendix F (as regards the component formalism) or section 4.4 (as regards the matrix formalism). For instance, the determination of the Legendre transformations of  $\frac{\partial^2 W}{\partial J^2}$  and  $\frac{\partial}{\partial J} \frac{\partial W}{\partial J}$  involves differentiation of the identity

$$A(J(A; B; c; \bar{c}; X); l(n(\quad); n(\quad); X)) = A \quad (5.22)$$

with respect to  $A$ . Now, both matrices and scalars are found in (5.22). In order to be able to treat also such cases we therefore need a slight modification of the chain rule 4 (4.22) or, in other words, a combination of the ordinary chain rule and the chain rule 4 of matrix calculus which, however, is obtained in a straightforward manner and summarized in our final rule:

**Rule 8: generalized chain rule:** Let  $F(J; l)$  be any function of the matrix  $J$  and the scalar  $l$ , let  $J(A; B)$  be an odd polynomial in  $A; B$  (and  $\quad$ ) and let  $l$  be given as  $l = \text{Tr poly}(A; B)$  where  $\text{poly}(A; B)$  is an even polynomial in  $A; B$  (and  $\quad$ ). Then the following chain rules are valid:

$$\begin{aligned} \frac{\partial}{\partial A} F &= \frac{\partial J}{\partial A} \frac{\partial F}{\partial J} + \frac{\partial}{\partial A} J \frac{\partial}{\partial J} F + \frac{\partial l}{\partial A} \frac{\partial F}{\partial l} \\ \frac{\partial}{\partial B} F &= \frac{\partial J}{\partial B} \frac{\partial F}{\partial J} + \frac{\partial}{\partial B} J \frac{\partial}{\partial J} F + \frac{\partial l}{\partial B} \frac{\partial F}{\partial l} \end{aligned} \quad \begin{matrix} J = J(A; B) \\ l = l(A; B) \end{matrix} \quad (5.23)$$

These chain rules generalize in an obvious way to the case when  $F$  depends on

several scalars  $l_j$ ,  $j = 1; \dots; p$  ( $p$  arbitrary), which, in turn, depend on  $A$  and  $B_j$ ,  $j = 1; \dots; p$ .

When expressed in words the above rule simply reads: Any admissible differentiation of  $F$  is given by the ordinary chain rule, but with the restriction that the chain rule of matrix calculus has to be applied when the matrix-valued argument of  $F$  is involved in the evaluation of the ordinary chain rule.

In all other respects the rules of the matrix calculus developed formerly remain unchanged except for a cautious but straightforward consideration of possible signs which might appear due to the presence of anticommuting variables.

By means of rule 8 the Legendre transformations mentioned previous to (5.22) are calculated to be:

$$\begin{aligned} \frac{\partial^2 W}{\partial J^2} &= \frac{\partial^2}{\partial A^2} + \frac{v^2}{4} (m)^2 h_A^{-1} + \dots \\ \frac{\partial}{\partial J} \frac{\partial W}{\partial J} &= \frac{\partial}{\partial A} \frac{\partial}{\partial A} \frac{v^2}{4} (m)^2 h_A^{-1} + \dots \\ \text{with } h_A(A) &:= \frac{\partial^2}{\partial A^2} + \frac{v^2}{4} (m)^2 + \frac{\partial}{\partial A} \frac{\partial}{\partial A} \frac{v^2}{4} (m)^2 \end{aligned} \quad (5.24)$$

The dots on the right hand sides of the above equation indicate contributions proportional to the ghost field  $c$  whose explicit knowledge is not required for the procedure to work.

In an analogous manner we also obtain:

$$\begin{aligned} \frac{\partial^2 W}{\partial J \partial n} &= \frac{1}{n} \left( \frac{\partial^2 W}{\partial J^2} \frac{\partial}{\partial A} \text{Tr}_{23} X + \frac{\partial}{\partial J} \frac{\partial W}{\partial J} \frac{\partial}{\partial A} \text{Tr}_{23} X \right) \\ &\quad + \bar{c}\text{-dependent term} \\ \frac{\partial^2 W}{\partial J \partial \bar{n}} &= \frac{1}{n} \left( \frac{\partial^2 W}{\partial J^2} \frac{\partial}{\partial A} \frac{1}{n} + \frac{\partial}{\partial J} \frac{\partial W}{\partial J} \frac{\partial}{\partial A} \frac{1}{n} \right) c \\ \frac{\partial^2 W}{\partial n \partial \bar{n}} &= \frac{1}{n} + c\text{-dependent term} \end{aligned} \quad (5.25)$$

In (5.25)  $\frac{1}{n}$  is uniquely determined by the generally valid decomposition (see also (F.3))

$$\begin{aligned} (A; B; c; \bar{c}; X) &= {}_0(A; B) + {}_1(A) \bar{c} + {}_2(A) cX + {}_3(A) c\bar{Y} \\ &= {}_0(A; B) + {}_1(A) \bar{c} + c \text{Tr}_{23} (A) X \\ \text{with } {}_{23} &:= \frac{i}{v} \begin{array}{c|c} 0 & {}_3 + i {}_2 A \\ \hline {}_3 - i {}_2 & 0 \end{array} : \end{aligned} \quad (5.26)$$

The still missing Legendre transformation of  $\frac{\partial^3 W}{\partial J^3}$  is calculated in appendix J.

Now, everything is provided in order to write down explicitly the set of differential equations for  $\mathcal{H}$ , see again appendix J. Subsequently, this set of differential equations for  $\mathcal{H}$  is solved order by order in  $\hbar$ . Of course, as a matter of consistency in zeroth order we recover the classical action  $S_{cl}$  (5.17) we started from. In the following, we content ourselves with the specification of the result in first order:

$$\begin{aligned}
\mathcal{H}_{23}^{(1)} &= \frac{i}{8} \frac{v^4 (2 A^2 + 2 A^2 A A) + 4 v^2 (\mathbf{m})^2}{\text{Tr}(A - \mathbb{I}_2)} h_A^{(0)-1} \\
\mathcal{H}_1^{(1)} &= \frac{iv}{2} \mathbf{m} \text{Tr} \mathcal{H}_{23}^{(1)} \\
\mathcal{H}_0^{(1)} &= \frac{1}{2} \ln \text{Tr} h_A^{(0)} - \ln \det \text{Tr}(A - \mathbb{I}_2) + C_A^{(1)} \\
\text{with } h_A^{(0)} &= \frac{v^8}{64} (2iF - 3F^2) \\
&\quad + \frac{v^6}{32} (\mathbf{m})^2 (4A^2 - A A - A A + 6A + 6A - 4\mathbb{I})
\end{aligned} \tag{5.27}$$

This result exactly coincides with (3.32) if the traces in (5.27) are evaluated. However, going explicitly through the calculations one actually realises some simplification when compared to the respective calculations leading to (3.32).

Finally, we now could study the renormalization of our zero-dimensional model. Because this problem was investigated in detail within the component formulation of the model, see section 3.4, we skip this discussion here. We only would like to mention that due to the introduction of the matrix-valued external field  $X$  the Slavnov-Taylor identity (being valid without proof, see final remarks in appendix F) can be written as

$$S(\mathbf{X}) - \text{Tr} \frac{\partial}{\partial X} \frac{\partial}{\partial A} + B \frac{\partial}{\partial \bar{C}} = 0 ; \tag{5.28}$$

which is a form more compact than (3.26).



## 6. Conclusion and outlook

As we mentioned in the introduction the purpose of this thesis was a threefold one: First of all, we wanted to answer the question whether the counting argument of Feynman diagrams relying on the consideration of the zero-dimensional version of a given theory in four dimensions can be applied to cases when there is also spontaneous symmetry breaking. To this end we investigated in detail a simple model of SSB comprising of one complex scalar field with a self-interaction of the Mexican hat type but without (ordinary) gauge fields, living on just one point in spacetime. Within this model we were able to answer the above question in the affirmative. However, it turned out that even in zero dimensions a proper definition of the theory unavoidably requires the inclusion of a gauge fixing term, a Faddeev-Popov term and an external field part to the classical action. Otherwise higher orders in the loop expansion of the theory are ill-defined. In particular, ghost fields  $c$  and  $\bar{c}$  have to be present although there are no (ordinary) gauge fields at all. As for theories without SSB the counting argument proved to be a consistency check that in a four-dimensional calculation all diagrams and all combinatorial factors stemming from Wick's theorem (and all possible symmetry factors) are taken into account correctly. All this was the topic of chapter 3.

The second aim was a more pedagogical one: We tried to illustrate the necessity and the origin of some basic notions in quantum field theory within the simple context of our zero-dimensional model. In a physical theory in four dimensions the understanding of those notions sometimes might be hidden by purely technical complications which, however, in zero dimensions are absent to a large extent. Some examples of those fundamental notions already have been indicated above: Let us mention the necessity of gauge fixing implying, in turn, the extension of (local) gauge invariance to BRS invariance accompanied by the inclusion of ghost fields and ghost contributions to the theory, the must of introducing external fields for all nonlinear BRS transformations in order to control properly these transformations in higher orders and the role of the functional version of BRS invariance, namely the role of the Slavnov-Taylor identity. Perhaps the most important notion in this context is "renormalization": Under the assumption that the zero-dimensional theory has a physical meaning, not only the necessity of renormalization could be demonstrated in detail but also the recursive nature of the renormalization procedure was elaborated explicitly when calculating the bare parameters in terms of the physical quantities order by order in the loop expansion. The respective considerations are not perturbed by infinities due to the fact that in zero dimensions there do not exist divergencies at all. Thus, the present "field" theoretical example is well qualified for a study of renormalization segregated from basic questions concerning the existence of the objects under consideration. This whole complex was discussed at the end of chapter 2 (with regard to a model without

SSB) and at the end of chapter 3.

Last but not least, this thesis was destined to contribute a first tentative step on the challenging way towards what could be called a really noncommutative quantization of models obtained via the model building within Noncommutative Geometry: In fact, the simple model of SSB in question can equivalently well be formulated within a special class of noncommutative models, namely models of the Marseille-Mainz type. In doing so, the generalized gauge potential  $A$  becomes the basic object which, in general, unifies both ordinary gauge fields and Higgs fields into one noncommutative quantity. This generalized gauge potential should also represent the basis of the formulation when moving on to the quantization of the model. For these purposes, in chapter 4 a special matrix calculus was developed which allows to perform calculations completely within the noncommutative setting while  $A$  is treated as one single variable. The benefit of such a strategy lies in a substantial simplification when determining the higher orders of the generating functional of L. P. Green's functions, see chapters 4 and 5.

Let us now come to some problems which are still open. The investigations of chapters 4 and 5 clearly pointed out that all calculations in question become the simpler the more the noncommutative structure is exploited. In our context this means that we should try to formulate everything, i.e. the whole theory including gauge fixing and ghost contributions, within the language of matrices in an uniform way. With regard to the unphysical ghost fields, so far this goal could not be achieved in a satisfactory manner as was discussed at length in section 5.1. Thus, there is still hope for further improvement when future work referring to this problem should lead to success.

Another open question concerns the incorporation of ordinary gauge fields. Up to now, only Higgs fields are present in our zero-dimensional model. Unliterally spoken, it is obvious that for a zero-dimensional model including both Higgs fields and ordinary gauge fields just one point in spacetime will not suffice: Necessarily, the underlying "spacetime" must consist of at least two points because otherwise the notion of connection (gauge field) is meaningless and, in particular, vertices involving derivatives of the gauge field(s) cannot be taken into account as they should. Work in this regard dealing with the zero-dimensional version of the Abelian Higgs model is in progress, see [CP] and [HP].

Subsequently, also the inclusion of matter fields in zero dimensions will have to be discussed. The solution to this problem, however, will be straightforward except for possible technical complications.

A proper, uniform and satisfying treatment certainly will require a further generalization of the existing matrix calculus developed above. In fact, such a generalization has to allow for various aspects: Due to the presence of ordinary gauge fields the gauge potential  $A$  no longer will be a purely odd matrix but rather a mixture of an even and an odd part.

An analogous statement must hold true for the derivative with respect to  $A$ . Further on, because of the existence of more than one point in spacetime there possibly will be several gauge potentials  $A_i$  (one  $A_i$  for each point), i.e. several matrix-valued variables within the game entailing a modification of the existing chain rule of matrix calculus. At last, the matrix calculus should be generalized to the case of matrices of higher dimensions in order to be able to treat also theories with gauge groups different from  $U(1)$  like, for example, the standard model of electroweak interactions. One of the main obstacles to overcome when heading for such generalizations is the property that the square of the gauge potential in our simple model of SSB is proportional to the unit matrix. This property is essential for the rules of the matrix calculus to hold true in the form given above.

Finally, let us briefly comment on the long-term objective of considerations of this kind: Suppose that all these questions concerning the generalizations just outlined will have been settled satisfactorily, then we eventually will be able to disengage from the case of zero dimensions thus leaving the realm of counting of Feynman diagrams and to address ourselves to the study of really physical theories in four dimensions by translating the matrix calculus – which by then will be a general calculus for derivatives of matrix-valued quantities well approved in zero dimensions – to a calculus of functional derivatives. In other words, by means of such a functional matrix calculus it hopefully might be possible to approach the problem of what a really noncommutative quantization of physical gauge theories within Noncommutative Geometry could be. Of course, in order to reach this long-term objective quite some work remains to be done in the future.

## A.2. Kummer's equation and the function ${}_1F_1$

Kummer's differential equation is given by

$$z y''(z) + (c - z) y'(z) - a y(z) = 0 : \quad (\text{A.1})$$

This differential equation has a regular singularity at  $z = 0$  and an irregular singularity at  $z = 1$ . If  $c$  is not an integer ( $c \notin \mathbb{Z}$ ), then the solutions of (A.1) read

$$y(z) = c_1 {}_1F_1(a; c; z) + c_2 {}_1F_1(a - c + 1; 2 - c; z) : \quad (\text{A.2})$$

Here  ${}_1F_1(a; c; z)$  denotes, as usual, the confluent hypergeometric function which can be represented as a power series in  $z$  (convergent for all  $z$ ) as follows:

$${}_1F_1(a; c; z) = \sum_{n=0}^{\infty} \frac{(a)_n}{(c)_n n!} z^n \quad (\text{A.3})$$

with  $(a)_n = \frac{(a+n-1)!}{(a-1)!}$  (Pochhammer's symbol)

We list some important properties of  ${}_1F_1$ :

$${}_1F_1(a; c; z) = e^z {}_1F_1(c - a; c; -z) \quad (\text{A.4})$$

$$a {}_1F_1(a + 1; c + 1; z) = c {}_1F_1(a; c; z) + (a - c) {}_1F_1(a; c + 1; z) \quad (\text{A.5})$$

$$\frac{d^n}{dz^n} {}_1F_1(a; c; z) = \frac{(a)_n}{(c)_n} {}_1F_1(a + n; c + n; z) \quad (\text{A.6})$$

Further properties of  ${}_1F_1$  can be found, for example, in [AS].

If  $|z|$  is large ( $|z| \rightarrow \infty$ ),  ${}_1F_1$  possesses the following asymptotic expansion:

$$\begin{aligned} {}_1F_1(a; c; z) \sim |z|^{c-a-1} \frac{(c)_r}{(c-a)_r} e^{i\pi a} z^{-a} \sum_{r=0}^{\infty} \frac{(a)_r (1-a-c)_r}{r!} \left(\frac{z}{|z|}\right)^r + O(|z|^{c-a-1}) \\ + \frac{(c)_r}{(a)_r} e^z z^{a-c} \sum_{r=0}^{\infty} \frac{(c-a)_r (1-a)_r}{r!} \left(\frac{z}{|z|}\right)^r + O(|z|^{c-a-1}) \end{aligned} \quad (\text{A.7})$$

(This expansion is valid for  $-\frac{3}{2} < \arg z < \frac{3}{2}$ ; a similar expansion with  $e^{i\pi a}$  in the first line replaced by  $e^{-i\pi a}$  holds for  $\frac{3}{2} < \arg z < \frac{5}{2}$ .)

Among the many relations between  ${}_1F_1$  and other well-known analytical functions there is one relation connecting  ${}_1F_1$  to Weber's parabolic cylinder function  $U$ :

$$\begin{aligned} U(a; x) = \frac{\Gamma(-\frac{1}{2})}{\Gamma(-\frac{1}{4} + \frac{1}{2}a)} e^{\frac{1}{4}x^2} {}_1F_1\left(\frac{1}{2}a + \frac{1}{4}; \frac{1}{2}; \frac{1}{2}x^2\right) \\ - \frac{\Gamma(-\frac{1}{4})}{\Gamma(-\frac{1}{4} + \frac{1}{2}a)} x e^{\frac{1}{4}x^2} {}_1F_1\left(\frac{1}{2}a + \frac{3}{4}; \frac{3}{2}; \frac{1}{2}x^2\right) \end{aligned} \quad (\text{A.8})$$

$U(a; x)$  is one of the standard solutions of the differential equation

$$y''(x) - \frac{1}{4}x^2 + a y(x) = 0 ; \quad (\text{A } 9)$$

for further details see [A 5]. Please note that with the help of (2.13) and (B.9) we obtain the following formula for (the asymptotic behaviour<sup>22</sup> of)  $U(\frac{n}{2}; x)$ ,

$$U\left(\frac{n}{2}; x\right) = \frac{n!!}{n!} x^{\frac{n+1}{2}} \exp\left[-\frac{x^2}{4}\right] \sum_{p=0}^{\infty} \frac{(-1)^p (n+4p)! 3^p}{(4!)^p (n+4p)!! p!} x^{-2p} ; \quad (\text{A } 10)$$

which in the second part of appendix C is of some relevance.

Another important relation that we would like to mention connects  ${}_1F_1$  to the Hermite polynomials  $H_n$ :

$$H_{2m}(x) = (-1)^m \frac{(2m)!}{m!} {}_1F_1\left(-m; \frac{1}{2}; x^2\right) \quad (\text{A } 11)$$

## B. Integrals with Gaussian weights

In this appendix we collect some formulae frequently used in the main text, especially in chapter 2, concerning integrals with Gaussian weights.

The Gaussian integral in  $n$  variables  $x_1, \dots, x_n$ ,

$$I_G(A; b) = \int_{-\infty}^{\infty} dx_1 \dots dx_n \exp\left[-\frac{1}{2} x_i A_{ij} x_j + \sum_{i=1}^n b_i x_i\right] ; \quad (\text{B } 1)$$

is defined for  $A = (A_{ij})$  being a symmetric matrix with eigenvalues  $\lambda_i$  satisfying

$$\operatorname{Re}(\lambda_i) > 0 ; \quad \lambda_i \neq 0 ;$$

and its value is given by:

$$I_G(A; b) = (2\pi)^{\frac{n}{2}} (\det A)^{-\frac{1}{2}} \exp\left[-\frac{1}{2} b_i (A^{-1})_{ij} b_j\right] \quad (\text{B } 2)$$

Especially in the case of just one variable  $x_1 = x$  we have:

$$\int_{-\infty}^{\infty} dx \exp\left[-\frac{1}{2} ax^2 + bx\right] = \sqrt{\frac{2\pi}{a}} \exp\left[\frac{b^2}{2a}\right] \quad (\text{B } 3)$$

---

<sup>22</sup> (B.9) only makes sense for  $\lambda$  being small. Hence in this case  $\frac{1}{\lambda}$  in (2.13) tends to infinity.

For the perturbative calculation of  $n$ -point functions in an intermediate step the following integrals are needed:

$$I_{G,n}(a) = \int_0^{\infty} dx \frac{x^n}{n!} e^{-\frac{1}{2}ax^2} = \frac{1}{n!} \frac{2}{a} \frac{n+1}{2} \left(\frac{n+1}{2}\right) \quad (B.4)$$

$$= \frac{1}{n!!} \frac{1}{2} a^{-\frac{n+1}{2}}$$

This result holds true for  $n$  even; if  $n$  is odd,  $I_n = 0$  which is easily seen from the symmetry consideration  $x \rightarrow -x$ .

More precisely, in zero-dimensional  $\phi^4$ -theory (chapter 2) the  $n$ -point functions  $G_n(\mu; m^2)$  read according to (2.5) and (2.4)

$$G_n(\mu; m^2) = \frac{I_n(\mu; m^2)}{I_0(\mu; m^2)} \quad (B.5)$$

with  $I_n(\mu; m^2)$  given by (2.6):

$$I_n(\mu; m^2) = \int_0^{\infty} dy y^n \exp\left(-\frac{1}{h} - \frac{1}{2}m^2 y^2 - \frac{1}{4!}y^4\right) \quad (B.6)$$

Hence, in the expansion of  $G_n(\mu; m^2)$  in a power series in the coupling constant the quantity

$$\frac{d^p I_n(\mu; m^2)}{d^p} = 0$$

will appear frequently. This quantity can be calculated using (B.4):

$$\begin{aligned} \frac{d^p I_n}{d^p} \Big|_{=0} &= \frac{(-1)^p}{(4!)^p} h^{-p} (n+4p)! \int_0^{\infty} dy \frac{y^{n+4p}}{(n+4p)!} e^{-\frac{1}{2}\frac{m^2}{h}y^2} \\ &= \frac{(-1)^p}{(4!)^p} h^{-p} (n+4p)! I_{G,n+4p}\left(\frac{m^2}{h}\right) \\ &= \frac{1}{2} \frac{h}{m^2} \frac{(-1)^p}{(4!)^p} \frac{(n+4p)!}{(n+4p)!!} \frac{h^{p/2}}{m^4} \end{aligned} \quad (B.7)$$

Collecting formulae we end up with the final perturbative result for  $G_n(\mu; m^2)$ :

$$\begin{aligned} G_n(\mu; m^2) &= \frac{I_n(\mu; m^2)}{I_0(\mu; m^2)} \\ &= \frac{h^{1/2}}{m^2} \frac{\sum_{p=0}^{\infty} \frac{(-1)^p}{(4!)^p} \frac{(n+4p)!}{(n+4p)!!} \frac{h^{p/2}}{m^4} \frac{1}{p!}}{1 + \sum_{q=1}^{\infty} \frac{(-1)^q}{(4!)^q} \frac{(4q)!}{(4q)!!} \frac{h^{q/2}}{m^4} \frac{1}{q!}} \end{aligned} \quad (B.8)$$

$$\text{with } I_n(\mu; m^2) = \frac{1}{2} \frac{h}{m^2} \sum_{p=0}^{\infty} \frac{(-1)^p}{(4!)^p} \frac{(n+4p)!}{(n+4p)!!} \frac{h^{p/2}}{m^4} \frac{1}{p!} \quad (B.9)$$

## C. Determination of $\Gamma^4$ -theory in zero dimensions

The following Mathematica routine recursively determines the loop expansion of the generating functional up to a prescribed order `maxord` (`maxord = 6` in the example below) in the case of zero-dimensional  $\Gamma^4$ -theory:

```
Clear[ , term1, term2];
(* Definition of the depth of recursion *)
maxord = 6;
(* Definition of the input:  $\Gamma^{(0)} = [0,0]$ ,  $\Gamma^{(1)} = [1,0]$  and derivatives *)
[0,0] :=  $\frac{1}{2}m^2\prime^2 + \frac{1}{24}\prime^4$ ;
[0,1] := D[ [0,0], f', 1g];
[1,0] :=  $\frac{1}{2}\text{Log}[m^2 + \frac{1}{2}\prime^2]m^2$ ;
[1,1] := D[ [1,0], f', 1g];
(* Definition of auxiliary quantities *)
term1[0,2] := ([0,2])^2;
term1[n,2] := 1/(n - [0,2]) Sum[(3 k - n) [k,2] term1[n - k,2], {fk, 1, ng}];
term1[0,3] := ([0,2])^3;
term1[n,3] := 1/(n - [0,2]) Sum[(4 k - n) [k,2] term1[n - k,3], {fk, 1, ng}];
term2[n_] := Sum[ [n - k, 1] term1[k, 3], {fk, 0, ng}];
(* Differential equation to be solved iteratively *)
dgl[n_] :=  $\frac{1}{6}[n - 2, 3] + \frac{1}{2}\prime \text{ term1}[n - 1, 2] + [0, 1] \text{ term1}[n, 3] - \text{term2}[n]$ ;
(* Recursive calculation of  $\Gamma$  *)
For[q = 2, q == maxord, q++, f,
  [q, 1] = [q, 1]/Simplify[Solve[dgl[q] == 0, [q, 1]]];
  help[f_] := [q, 1][[1]];
  [q, 0] = w[f]/Simplify[D Solve[fD[w[f], f', 1g] == help[f],
    w[0] == 0g, w[f], f']][[1]];
  [q, 2] = D[ [q, 0], f', 2g];
  [q, 3] = D[ [q, 0], f', 3g];
Clear[w, g];
```

By means of the above routine we find in addition to (2.32) { (2.35) the expressions for  $\Gamma^{(n)}$ ,  $n = 4; 5; 6$ , listed below:

$$^{(4)} = \begin{aligned} & 4, 2 (176640m^{16} + 113280m^{14}\prime^2 + 175808m^{12}\prime^2, 4 + 133056m^{10}\prime^3, 6 + 66528m^8\prime^4, 8 \\ & + 22176m^6\prime^5, 10 + 4752m^4\prime^6, 12 + 594m^2\prime^7, 14 + 33\prime^8, 16) = (288m^{12}(2m^2 + \prime^2)^9) \end{aligned} \quad (C.1)$$

$$^{(5)} = 5, 2 (1280000m^{22} + 145920m^{20}\prime^2 + 203673m^{18}\prime^2, 4 + 2164096m^{16}\prime^3, 6$$

$$\begin{aligned}
& + 1723392m^{14, 4, 8} + 1005312m^{12, 5, 10} + 430848m^{10, 6, 12} + 134640m^{8, 7, 14} \\
& + 29920m^{6, 8, 16} + 4488m^{4, 9, 18} + 408m^{2, 10, 20} + 17^{11, 22}) = (72m^{16}(2m^2 + \dots)^{12}) \quad (C.2) \\
(6) = & \quad 6, 2 (1765376000m^{28} 14837760000m^{26, 2} + 4835020800m^{24, 2, 4} + 5159280640m^{22, 3, 6} \\
& + 5701576704m^{20, 4, 8} + 4758673920m^{18, 5, 10} + 3059147520m^{16, 6, 12} \\
& + 1529573760m^{14, 7, 14} + 594834240m^{12, 8, 16} + 178450272m^{10, 9, 18} + 40556880m^{8, 10, 20} \\
& + 6759480m^{6, 11, 22} + 779940m^{4, 12, 24} + 55710m^{2, 13, 26} \\
& + 1857^{14, 28}) = (2880m^{20}(2m^2 + \dots)^{15}) \quad (C.3)
\end{aligned}$$

The preceding considerations allowed for a recursive determination of  $(n)$  order by order in the loop expansion. Alternatively, it is also possible to obtain closed analytical results for each of the 1PI  $n$ -point functions  $\Gamma_n$ , if  $n$  is even. (For  $n$  odd, we have  $\Gamma_n = 0$ , see above.) This is achieved in the following manner:

Starting with the expression (2.24) for  $Z(j)$  the transition to  $W(j)$  according to (2.25) immediately yields:

$$W(j) = h \ln \frac{\prod_{n=0}^P \frac{(-1)^n}{(4!)^n} \frac{h^{!n}}{m^4} \frac{(4n)!}{(4n)!!} {}_1F_1\left(2n + \frac{1}{2}; \frac{1}{2}; \frac{j^2}{2hm^2}\right) \frac{n}{n!}}{\prod_{p=0}^P \frac{(-1)^p}{(4!)^p} \frac{h^{!p}}{m^4} \frac{(4p)!}{(4p)!!} \frac{p}{p!}} \quad (C.4)$$

Hence,  $\Gamma'(j)$  defined in (2.28) is given by

$$\Gamma'(j) = \frac{j}{m^2} f(j) \quad (C.5)$$

$$\text{with } f(j) = \frac{\prod_{n=0}^P \frac{(-1)^n}{(4!)^n} \frac{h^{!n}}{m^4} \frac{(4n+1)!}{(4n)!!} {}_1F_1\left(2n + \frac{3}{2}; \frac{3}{2}; \frac{j^2}{2hm^2}\right) \frac{n}{n!}}{\prod_{p=0}^P \frac{(-1)^p}{(4!)^p} \frac{h^{!p}}{m^4} \frac{(4p)!}{(4p)!!} {}_1F_1\left(2n + \frac{1}{2}; \frac{1}{2}; \frac{j^2}{2hm^2}\right) \frac{p}{p!}} ; \quad (C.6)$$

where (A.6) has been used. Differentiating (C.5) once with respect to  $j'$ ,

$$\Gamma' = \frac{j'(j')}{m^2} f(j'(j')) - \frac{\partial}{\partial j'} ;$$

leads to

$$1 = \frac{1}{m^2} \frac{\partial j}{\partial j'} f + \frac{1}{m^2} j \frac{\partial j}{\partial j'} \frac{\partial f}{\partial j} :$$

Evaluating the last equation at  $j' = 0$  and using

$$\frac{\partial j}{\partial j'} \Big|_{j'=0} = \frac{1}{2} ; j = 0, j' = 0 ; {}_1F_1(??;0) = 1$$



determines  $\alpha_2$ :

$$\alpha_2 = m^2 \frac{\sum_{n=0}^P \frac{(-1)^n}{(4!)^n} \frac{h^{n+1}}{m^4} \frac{(4n)!}{(4n)!!} \frac{1}{n!}}{\sum_{p=0}^P \frac{(-1)^p}{(4!)^p} \frac{h^{p+1}}{m^4} \frac{(4p+1)!}{(4p)!!} \frac{1}{p!}} \quad (C.7)$$

Finally, with the help of (A.10)  $\alpha_2$  can be rewritten in a simpler form:

$$\alpha_2 = \frac{\frac{h}{3} U(0; m^2 \frac{3}{h})}{U(1; m^2 \frac{3}{h})} \quad (C.8)$$

From here on, the higher loop-point functions  $\alpha_n$  are recursively obtained by appropriate differentiations of (2.30) with respect to  $\lambda$  and subsequent evaluation at  $\lambda = 0$ . For example,  $\alpha_4$  results from just one differentiation of (2.30) with respect to  $\lambda$  and the fact that  $\alpha_n = 0$  for  $n$  odd:

$$h^2 \frac{\alpha_4}{6} + h \frac{\alpha_2}{2} + m^2 \alpha_2^3 = \alpha_2^4 \quad (C.9)$$

## D. Determination of $\alpha_{ren}$ for zero-dimensional $\lambda^4$ -theory

In the main text (see section 2.3) the first few orders of the loop expansion of the renormalized action  $\alpha_{ren}$  in the case of  $\lambda^4$ -theory in zero dimensions were obtained by first calculating recursively the unrenormalized action  $\alpha = \sum_{n=0}^P h^n \alpha^{(n)}$  according to appendix C and then by adjusting order by order in the loop expansion appropriate counterterms to the classical action  $S(\lambda) = S^{(0)}(\lambda)$  in order to fulfill the normalization conditions (2.37) and (2.38) which establish the connection between theory and experiment (under the assumption that zero-dimensional  $\lambda^4$ -theory is to be a physical theory). There is, however, an alternative possibility for the determination of the loop expansion of  $\alpha_{ren}$  avoiding the long way round the unrenormalized action: Namely, we can directly insert the  $h$ -expansions of  $m^2$  and (2.42) into the differential equation (2.30) for  $\alpha$  and subsequently evaluate this differential equation consistently order by order in  $h$ . Of course, both procedures lead to the same results. The second possibility is automatized in the following little mathematica routine yielding  $\alpha_{ren}; m^2$  (msq in the program) and  $\alpha$  (lam below) up to an arbitrary prescribed order  $m$  axord of the loop expansion.

```

Clear[ $_{ren}$ ,  $\lambda_m$ ,  $m_{sq}$ , term 1, term 2, term 3, term 4, term 5];
(* Definition of the depth of recursion *)
maxord = 6;
(* Definition of the input quantities *)
 $_{ren}[0,0] := \frac{1}{2} m_p^2 ' ^2 + \frac{1}{24} g_p ' ^4;$ 
 $_{ren}[0,1] := D[ $_{ren}[0,0], f', g];$ 
 $_{ren}[1,0] := \frac{1}{2} \text{Log}[(m_p^2 + \frac{1}{2} g_p ' ^2)/m_p^2] - \frac{1}{4} g_p ' ^2/m_p^2 + \frac{1}{16} g_p^2 ' ^4/m_p^4;$ 
 $_{ren}[1,1] := D[ $_{ren}[1,0], f', g];$ 
 $m_{sq}[0] := m_p^2;$ 
 $m_{sq}[1] := -\frac{1}{2} g_p/m_p^2;$ 
 $\lambda_m[0] := g_p;$ 
 $\lambda_m[1] := \frac{3}{2} g_p^2/m_p^4;$ 
(* Definition of auxiliary quantities *)
term 1[n,2] := Sum[ $_{ren}[k,2]$   $_{ren}[n-k,2], fk,0,ng];$ 
term 1[n,3] := Expand[Sum[ $_{ren}[n-k,2]$  term 1[k,2], fk,0,ng]];
term 2[n,] := Sum[ $\lambda_m[n-k]$   $_{ren}[k,3], fk,0,ng];$ 
term 3[n,] := Expand[Sum[ $\lambda_m[n-k]$  term 1[k,2], fk,0,ng]];
term 4[n,] := Expand[Sum[( $m_{sq}[n-k] ' + \frac{1}{6} \lambda_m[n-k] ' ^3$ ) term 1[k,3], fk,0,ng]];
term 5[n,] := Expand[Sum[ $_{ren}[n-k,1]$  term 1[k,3],fk,0,ng]];
(* Differential equation to be solved iteratively *)
dgl[n,] := Expand[- $\frac{1}{6}$  term 2[n-2] +  $\frac{1}{2} '$  term 3[n-1] + term 4[n] - term 5[n]];
(* Recursive calculation of  $_{ren}$ ,  $m_{sq}$ ,  $\lambda_m$  *)
For[q = 2, q <= maxord, q++, f
 $_{ren}[q,1] =  $_{ren}[q,1]/\text{Simplify}[\text{Solve}[dgl[q] == 0,  $_{ren}[q,1]]][[1]];$ 
help1[' -] =  $_{ren}[q,1];$ 
 $_{ren}[q,0] = w[' ]/\text{Simplify}[\text{Solve}[\text{FD}[w[' ], f', 1g] == help1[' ],$ 
 $w[0] == 0g, w[' ], ' ]][[1]];$ 
 $_{ren}[q,2] = D[ $_{ren}[q,0], f', 2g];$ 
help2[' -] =  $_{ren}[q,2];$ 
 $m_{sq}[q] = m_{sq}[q]/\text{Simplify}[\text{Solve}[help2[0] == 0,  $m_{sq}[q]]][[1]];$ 
 $_{ren}[q,3] = D[ $_{ren}[q,0], f', 3g];$ 
help3[' -] = D[ $_{ren}[q,0], f', 4g];$ 
 $\lambda_m[q] = \lambda_m[q]/\text{Simplify}[\text{Solve}[help3[0] == 0,  $\lambda_m[q]]][[1]];$ 
Clear[w, help1, help2, help3,g];$$$$$$$$ 
```

## E. Naive treatment of the model with SSB

In order to allow for an explicit control of the changes originating when enlarging the naive treatment of the model with SSB (see section 3.1) to the correct one in section 3.2, in this appendix we present some more computational details as well as some additional results that have been omitted in the main text.

According to the relation (3.9) between  $Z(\phi; \lambda)$  and  $W(\phi; \lambda)$  the system of differential equations (3.8) transforms into a set of two coupled differential equations for  $W$  :

$$\begin{aligned} & \left( \frac{\partial^3 W}{\partial \phi^3} + \frac{\partial^3 W}{\partial \phi \partial \phi^2} \right) + \frac{h^2}{4} \left( \frac{\partial W}{\partial \phi} + v \left( 3 \frac{\partial^2 W}{\partial \phi^2} + \frac{\partial^2 W}{\partial \phi^2} \right) + 2 \frac{\partial W}{\partial \phi} \frac{\partial^2 W}{\partial \phi} \right) \\ & + \frac{g}{4} \left( \frac{\partial W}{\partial \phi} \right)^3 + \frac{\partial W}{\partial \phi} \frac{\partial W}{\partial \phi} \frac{\partial W}{\partial \phi} + 3v \frac{\partial W}{\partial \phi} \frac{\partial W}{\partial \phi} + v \frac{\partial W}{\partial \phi} \frac{\partial^2 W}{\partial \phi} + 2m^2 \frac{\partial W}{\partial \phi} = \\ & \left( \frac{\partial^3 W}{\partial \phi^3} + \frac{\partial^3 W}{\partial \phi^2 \partial \phi} \right) + \frac{h^2}{4} \left( 2 \frac{\partial W}{\partial \phi} + v \left( \frac{\partial^2 W}{\partial \phi \partial \phi} + \frac{\partial W}{\partial \phi} \frac{\partial^2 W}{\partial \phi^2} + 3 \frac{\partial^2 W}{\partial \phi^2} \right) \right) \\ & + \frac{g}{4} \left( \frac{\partial W}{\partial \phi} \right)^3 + \frac{\partial W}{\partial \phi} \frac{\partial W}{\partial \phi} \frac{\partial W}{\partial \phi} + 2v \frac{\partial W}{\partial \phi} \frac{\partial W}{\partial \phi} = \end{aligned} \quad (E.1)$$

Looking for a perturbative determination of the generating functional of 1PI Green's functions, in a next step the corresponding differential equations for  $\Gamma$  have to be derived. The connection between  $\Gamma(x; y)$  and  $W(\phi; \lambda)$  being given by a Legendre transformation (see (3.10), (3.11)),

$$\begin{aligned} \Gamma(x; y) &= \Gamma(x; y) x + \Gamma(x; y) y - W(\phi(x; y); \lambda(x; y)) \\ \text{with } x &:= \frac{\partial W}{\partial \phi} \text{ and } y := \frac{\partial W}{\partial \lambda}; \end{aligned} \quad (E.2)$$

we are especially in need of the Legendre transformations of the various second and third derivatives of  $W(\phi; \lambda)$  with respect to  $\phi$  and  $\lambda$  appearing in (E.1). These derivatives are most easily obtained by appropriately differentiating the identities

$$x(\phi(x; y); \lambda(x; y)) = x \quad (E.3)$$

$$\text{and } y(\phi(x; y); \lambda(x; y)) = y \quad (E.4)$$

Because these kind of considerations will frequently bother us also later on it is perhaps useful to give in the present simple example some more details on the calculation which hopefully enlighten the conceptual points without being spoiled by ugly technical complications showing up in the later correct treatment.

For instance, differentiating (E.3) once with respect to  $x$  and  $y$ , respectively, yields

$$\begin{aligned} 1 &= \frac{\partial}{\partial x} \frac{\partial x}{\partial} + \frac{\partial}{\partial x} \frac{\partial x}{\partial} = \frac{\partial^2}{\partial x^2} \frac{\partial^2 W}{\partial^2} + \frac{\partial^2}{\partial x \partial y} \frac{\partial^2 W}{\partial \partial} ; \\ 0 &= \frac{\partial}{\partial y} \frac{\partial x}{\partial} + \frac{\partial}{\partial y} \frac{\partial x}{\partial} = \frac{\partial^2}{\partial x \partial y} \frac{\partial^2 W}{\partial^2} + \frac{\partial^2}{\partial y^2} \frac{\partial^2 W}{\partial \partial} : \end{aligned} \quad (\text{E.5})$$

For the second equalities we have used the definition of  $x$ , see (E.2), as well as the reciprocal relations

$$= \frac{\partial}{\partial x} \quad \text{and} \quad = \frac{\partial}{\partial y} : \quad (\text{E.6})$$

From (E.5) some of the desired Legendre transformations follow immediately:

$$\begin{aligned} \frac{\partial^2 W}{\partial^2} &\stackrel{\text{Legendre}}{=} \hat{h}^{-1}(x;y) \frac{\partial^2}{\partial y^2} ; \\ \frac{\partial^2 W}{\partial \partial} &\stackrel{\text{Legendre}}{=} \hat{h}^{-1}(x;y) \frac{\partial^2}{\partial x \partial y} \end{aligned} \quad (\text{E.7})$$

$\hat{h}(x;y)$  on the right hand sides of (E.7) denotes the determinant of Hesse's matrix for  $(x;y)$ , i.e.

$$\hat{h}(x;y) = \frac{\partial^2}{\partial x^2} \frac{\partial^2}{\partial y^2} - \left( \frac{\partial^2}{\partial x \partial y} \right)^2 : \quad (\text{E.8})$$

In an analogous manner (by differentiating (E.4) once with respect to  $x$  and  $y$ , respectively) one also obtains the Legendre transformation of the second derivative of  $W$  with respect to :

$$\frac{\partial^2 W}{\partial^2} \stackrel{\text{Legendre}}{=} \hat{h}^{-1}(x;y) \frac{\partial^2}{\partial x^2} \quad (\text{E.9})$$

For the Legendre transformations of the third derivatives of  $W$  one has to work a little bit more. In fact, differentiating (E.5) once more with respect to  $x$  and  $y$ , respectively, we obtain three independent equations which read when written in matrix form ( $W = \frac{\partial^2 W}{\partial^2}$  etc.):

$$\begin{aligned} \hat{M}^T \hat{\mathcal{V}}_1 &= \hat{m}_1 ; \quad (\text{E.10}) \\ \hat{m}_1 &= ( \quad_{xxx} W \quad + \quad_{xxy} W \quad ; \quad_{xxy} W \quad + \quad_{xyy} W \quad ; \quad_{xyy} W \quad + \quad_{yyy} W \quad )^T ; \\ \hat{\mathcal{V}}_1 &= (W \quad ; W \quad ; W \quad )^T ; \\ \hat{M} &= \begin{array}{c|cc} & \begin{array}{c} 2 \\ xx \end{array} & \begin{array}{c} 2 \\ xx \quad xy \end{array} & \begin{array}{c} 2 \\ xy \end{array} \\ \hline \begin{array}{c} B \\ \partial \end{array} & \begin{array}{c} xx \quad xy \\ \end{array} & \begin{array}{c} xx \quad yy + \quad_{xy}^2 \\ \end{array} & \begin{array}{c} xy \quad yy \\ \end{array} \\ \hline & \begin{array}{c} 2 \\ xy \end{array} & \begin{array}{c} 2 \\ xy \quad yy \end{array} & \begin{array}{c} 2 \\ yy \end{array} \end{array} \begin{array}{c} C \\ A \end{array} \end{array}$$

Please note that  $\tilde{m}_1$  is completely determined as a function of  $x$  and  $y$  by means of (E.7). Inverting (E.10) three of the four Legendre transformations still missing result:

$$W_J \stackrel{\text{Legendre}}{=} \frac{\hat{K}_J(x; y)}{\hat{h}(x; y) \hat{H}(x; y)} \quad \text{for } J = 2, f, \quad ; \quad ; \quad g \quad (\text{E.11})$$

In order to technically simplify the recursive determination of  $\Gamma^{(n)}$ , in (E.11) we have introduced the following abbreviations:  $\hat{H}$  denotes the determinant of  $\hat{M}$ ,  $\hat{H} = \det \hat{M}$ , and  $\hat{K}_J$  is  $\hat{h}$  times the determinant of the matrix resulting from  $\hat{M}$  by replacing the first or the second or the third row (depending on  $J$ ) by  $\tilde{m}_1$ .

By elaborating on all possible but independent second derivatives of (E.4) with respect to  $x$  and  $y$  we finally also get the answer for the Legendre transformation of  $W$  :

$$W \stackrel{\text{Legendre}}{=} \frac{\hat{K}(x; y)}{\hat{h}(x; y) \hat{H}(x; y)} \quad (\text{E.12})$$

$\hat{K}$  is defined to be  $\hat{h}$  times the determinant of the matrix resulting from  $\hat{M}$  by replacing the third row by  $\tilde{m}_2$  where  $\tilde{m}_2$  is given by  $\tilde{m}_1$  (E.10) with  $W \rightarrow W$  and  $W \rightarrow W$ . Collecting everything together we are now in the position to write down the system (E.1) expressed for :

$$\begin{aligned} & h^2 \frac{1}{4} \hat{K}(x; y) + \hat{K}(x; y) \\ & + h \frac{1}{4} \hat{H}(x; y) [(x + v)(3y_{yy} + x_{xx}) - 2y_{xy}] \\ & + \hat{h}(x; y) \hat{H}(x; y) \frac{1}{4} (x^3 + xy^2 + 3vx^2 + vy^2) - 2m^2 x = \hat{h}(x; y) \hat{H}(x; y) \frac{\partial}{\partial x} \\ & h^2 \frac{1}{4} \hat{K}(x; y) + \hat{K}(x; y) \quad (\text{E.13}) \\ & + h \frac{1}{4} \hat{H}(x; y) [2(x + v)_{xy} + y(y_{yy} + 3x_{xx})] \\ & + \frac{1}{4} \hat{h}(x; y) \hat{H}(x; y) (y^3 + x^2 y + 2vxy) = \hat{h}(x; y) \hat{H}(x; y) \frac{\partial}{\partial y} \end{aligned}$$

Looking for the recursive solution of (E.13) in zeroth order we fall back to the classical action  $S(x; y)$  (3.5), i.e.  $\Gamma^{(0)} = S(x; y)$ . The 1-loop approximation  $\Gamma^{(1)}$  of  $\Gamma$  was already derived in the main text, see (3.15). Despite the fact that  $\Gamma^{(1)}$  is ill-defined due to the "infrared problem" related to the Goldstone boson  $y$ , we also present here for later convenience the solution of (E.13) in second order of the loop expansion. For instance, evaluating the first equation in (E.13) consequently in order  $h^2$  and partly using the results

for zero loops and one loop, yields

$$\hat{h}_x^{(2)} = \frac{1}{\hat{h}^{(0)}} : \frac{1}{4} \frac{\hat{K}^{(0)} + \hat{K}^{(0)}}{\hat{H}^{(0)}} + \frac{1}{4} (\mathbf{x} + \mathbf{v})^3 \frac{(1)}{yy} + \frac{(1)}{xx} 2y \frac{(1)}{xy} \hat{h}_x^{(1)} \frac{(1)}{x} ; \quad (E.14)$$

According to (E.8)  $\hat{h}^{(1)}$  is given by:

$$\hat{h}^{(1)}(\mathbf{x}; \mathbf{y}) = \frac{(0)}{yy} \frac{(1)}{xx} + \frac{(0)}{xx} \frac{(1)}{yy} - 2 \frac{(0)}{xy} \frac{(1)}{xy} \quad (E.15)$$

A further equation analogous to (E.14) but this time describing the dependence of  $\hat{h}^{(2)}$  on  $\mathbf{y}$  is obtained by examining the second equation in (E.13) in order  $\hbar^2$  in a similar manner. Finally, we end up with:

$$\begin{aligned} \hat{h}_x^{(2)} = & \frac{4}{[8m^2(2vx + x^2 + 3y^2) + (4v^2(3x^2 + y^2) - 12vx(x^2 + y^2) - 3(x^2 + y^2)^2)]^3} \\ & 384m^6(2vx + x^2 - y^2) \\ & + 16m^4x(2v + x)(4v^2 - 50vx - 25x^2) - 6(4v^2 + 6vx + 3x^2)y^2 - 9y^4 \\ & + 16^2m^2 - 54vx(x^2 + y^2)^2 + 9(x^2 + y^2)^3 - 4v^4(3x^2 + y^2) \\ & + 4v^3(15x^3 + 7xy^2) + v^2(105x^4 + 122x^2y^2 + 9y^4) \\ & + v^3 - 96v^5x(x^2 + y^2) - 24v^3x(17x^2 - 3y^2)(x^2 + y^2) - 12v^2(29x^2 - y^2)(x^2 + y^2)^2 \\ & - 120vx(x^2 + y^2)^3 - 15(x^2 + y^2)^4 - 32v^4(3x^4 - 6x^2y^2 - y^4) \\ & + C^{(2)} \end{aligned} \quad (E.16)$$

Higher orders of the loop expansion of  $\mathcal{W}$  will be determined later on in the context of the noncommutative approach to the present model under investigation, see chapter 4.

## F. Correct treatment of the model with SSB

This appendix is intended to fill some computational gaps left void in section 3.2 where we considered the recursive determination of  $\mathcal{W}$ . As far as possible we will copy the analogous but easier treatment of appendix E, thus having the possibility of referring to that appendix whenever the current calculations copy the previous ones.

Hence, we begin with the system (3.28) of differential equations translated to the generating functional  $\mathcal{W}(\bar{\psi}; \psi; \bar{\varphi}; X; Y)$  of connected Green's functions:

$$\begin{aligned}
& h^2 \frac{1}{4} \frac{\partial^3 W}{\partial^3} + \frac{\partial^3 W}{\partial \partial^2} \\
& + h \frac{1}{4} \frac{\partial W}{\partial} + v \frac{3}{4} \frac{\partial^2 W}{\partial^2} + \frac{\partial^2 W}{\partial^2} + 2 \frac{\partial W}{\partial} \frac{\partial^2 W}{\partial \partial} + m \frac{\partial^2 W}{\partial \partial} \\
& + \frac{1}{4} \frac{\partial W}{\partial}^3 + \frac{\partial W}{\partial} \frac{\partial W}{\partial}^2 + 3v \frac{\partial W}{\partial}^2 + v \frac{\partial W}{\partial}^2 + 2m \frac{\partial W}{\partial}^2 \\
& m \frac{\partial W}{\partial} \frac{\partial W}{\partial} + X \frac{\partial W}{\partial} = \\
& h^2 \frac{1}{4} \frac{\partial^3 W}{\partial^3} + \frac{\partial^3 W}{\partial^2 \partial} + h \frac{1}{4} \frac{\partial W}{\partial}^2 + v \frac{\partial^2 W}{\partial \partial} + \frac{\partial W}{\partial} \frac{\partial^2 W}{\partial^2} + 3 \frac{\partial^2 W}{\partial^2} \\
& + \frac{1}{4} \frac{\partial W}{\partial}^3 + \frac{\partial W}{\partial} \frac{\partial W}{\partial}^2 + 2v \frac{\partial W}{\partial} \frac{\partial W}{\partial} + m \frac{\partial W}{\partial 1} Y \frac{\partial W}{\partial} = \\
& \frac{\partial W}{\partial 1} + m \frac{\partial W}{\partial} = 1 \quad (F.1) \\
& h m \frac{\partial^2 W}{\partial \partial} + m \frac{\partial W}{\partial} \frac{\partial W}{\partial} + v Y \frac{\partial W}{\partial} + X \frac{\partial W}{\partial} + v = - \\
& h m \frac{\partial^2 W}{\partial \partial} - m \frac{\partial W}{\partial} \frac{\partial W}{\partial} + v =
\end{aligned}$$

(F.1) has to be compared with (E.1) in order to study the modifications brought about by the additional fields  $B$ ,  $c$  and  $\bar{c}$ .

The next step once again consists of performing a Legendre transformation, this time according to

$$\begin{aligned}
(x; y; B; c; \bar{c}; X; Y) &= (x; y; B; c; \bar{c}; X; Y)x + ( \quad )y + 1( \quad )B + ( \quad )c + c( \quad ) \\
& W( ( \quad ); ( \quad ); 1( \quad ); ( \quad ); ( \quad ); X; Y) \\
\text{with } x &= \frac{\partial W}{\partial} ; y = \frac{\partial W}{\partial} ; B = \frac{\partial W}{\partial 1} ; c = \frac{\partial W}{\partial} \text{ and } \bar{c} = \frac{\partial W}{\partial} :
\end{aligned}$$

In order to obtain explicitly the system (F.1) expressed for there is still lack of the Legendre transformations of the various second and third derivatives of  $W$  with respect to  $;$   $;$  and  $\bar{c}$  appearing in (F.1). In principle, the determination of those Legendre transformations follows up the line of argument presented in appendix E, being, however, more involved due to the presence of Grassmannian variables. For this reason we are going to comment briefly on the additional difficulties before stating the results.

Because of the quantum numbers of the fields (with respect to and charge conjugation  $C$ ) and because of the abelian character of the Grassmannian fields (meaning that the square of each of these fields is zero) each order of the loop expansion of (and hence itself) has the decomposition

$$(x; y; B; c; \bar{c}; X; Y) = {}_0(x; y; B) + {}_1(x; y)\bar{c}c + {}_2(x; y)cX + {}_3(x; y)cY : \quad (F.3)$$

An analogous decomposition holds for  $x; y$  and  $B$  taken as functions of the sources according to (F.2) as well as for  $W$ , e.g.

$$x(\bar{\epsilon}; \bar{\epsilon}; \bar{\epsilon}; \bar{\epsilon}; X; Y) = x(\bar{\epsilon}; \bar{\epsilon}; 1) + x(\bar{\epsilon}; \bar{\epsilon}; 1)^{-} + x(\bar{\epsilon}; \bar{\epsilon}; 1) X + x(\bar{\epsilon}; \bar{\epsilon}; 1) Y : \quad (\text{F.4})$$

Inserting now in (F.4) the sources as functions of the fields and differentiating the resulting equation for instance with respect to  $x$ , on the l.h.s. we evidently obtain 1 which as a number belongs to the zeroth level  $^0$  of the Grassmann algebra, whereas on the r.h.s. various terms will appear some of which also live in  $^0$  but some of which sit in the second level  $^2$  (namely the ones involving  $x_1; x_2$  and  $x_3$  because those terms are multiplied by two Grassmannian variables). Disentangling this way the resulting equation, repeating, furthermore, this procedure not only for the derivatives with respect to  $y$  and  $B$  but also for the derivatives of the equations for  $y$  and  $B$  analogous to (F.4) and also making use of the gauge fixing condition (3.29) we finally indeed are able to copy the treatment of appendix E with the following results ( $\frac{\partial^2 W}{\partial \epsilon^2} = W$  etc.):

$$\begin{aligned} W & \stackrel{\text{Legendre}}{=} h^{-1}(x; y) \quad 0_{yy} \quad (m)^2 + c\text{-dependent term} \\ W & \stackrel{\text{Legendre}}{=} h^{-1}(x; y) \quad 0_{xy} + c\text{-dependent term} \\ W & \stackrel{\text{Legendre}}{=} h^{-1}(x; y) \quad 0_{xx} + c\text{-dependent term} \end{aligned} \quad (\text{F.5})$$

The function  $h(x; y)$  is given by (3.31), i.e.

$$h(x; y) = 0_{xx} \quad 0_{yy} \quad (m)^2 \quad 0_{xy}^2 : \quad (\text{F.6})$$

In (F.5) it suffices to know the contributions which are independent of  $c$  because all the quantities in (F.5) only occur in the first two equations of (F.1) and, furthermore, the  $c$ -dependent contributions to are completely fixed by the Legendre transformations of the fourth and fifth equation in (F.1).

In a similar manner we also obtain the Legendre transformations of the various third derivatives of  $W$ . Copying the notations of appendix E these transformations read

$$W_J \stackrel{\text{Legendre}}{=} \frac{K_J(x; y)}{h(x; y) H(x; y)} \quad \text{for } J = f \quad ; \quad ; \quad ; \quad g : \quad (\text{F.7})$$



In the present case  $H(x; y)$  is defined to be the determinant of the  $6 \times 6$  matrix  $M$  :

$$M = \begin{array}{c|cc|cc|c|c|c} 0 & 2 & & 2 & & 2 & 0 & 0 & 0 & 1 \\ & 0_{xx} & & 0_{xx} & 0_{xy} & 0_{xy} & & & & \\ \hline & 0_{xx} & 0_{xy} & 0_{xx} & 0_{yy} + 2 & 0_{xy} & 0_{xy} & m & 0_{xx} & m & 0_{xy} & 0 \\ & & & & 0_{xy} & & & & & & & \\ \hline & 0 & & m & 0_{xx} & m & 0_{xy} & 0_{xx} & & 0_{xy} & & 0 \\ & & & & & & & & & & & \\ \hline & 2 & & 2 & 0_{xy} & 0_{yy} & 2 & 2 & m & 0_{xy} & 2 & m & 0_{yy} & (m)^2 \\ & 0_{xy} & & 0_{xy} & & 0_{yy} & & & & & & & \\ \hline & 0 & & m & 0_{xy} & m & 0_{yy} & 0_{xy} & & 0_{yy} + (m)^2 & & m \\ & & & & & & & & & & & \\ \hline & 0 & & 0 & & (m)^2 & 0 & 0 & & 2 & m & 1 \end{array} \quad (F.8)$$

For  $J = 2, 3, 4$  ;  $K$  is given by  $h$  times the determinant of the matrix resulting from  $M$  by replacing the first or the second or the third row (depending on  $J$ ) by  $m_1$ , whereas  $K$  is  $h$  times the determinant of the matrix obtained from  $M$  by substituting the third row by  $m_2$  with:

$$\begin{aligned} m_1 &= (0_{xxx} W + 0_{xxy} W ; 0_{xxy} W + 0_{xyy} W ; 0 ; 0_{xyy} W + 0_{yyy} W ; 0 ; 0)^T_{c=0} \\ m_2 &= m_1 \Big|_W \neq W \text{ and } W \neq W \end{aligned} \quad (F.9)$$

By an analogously careful handling of the different levels of the Grassmann algebra involved in the respective calculations we finally get the results for the Legendre transformations still missing, too:

$$\begin{aligned} W &= \text{Legendre} \int_1^1 h^{-1}(x; y) 0_{xy} 1_y 0_{yy} (m)^2 1_x c \\ W &= \text{Legendre} \int_1^1 h^{-1}(x; y) 0_{yy} (m)^2 (1_x \bar{c} + 2_x X + 3_x Y) \\ &\quad 0_{xy} 1_y \bar{c} + 2_y X + 3_y Y \\ W &= \text{Legendre} \int_1^1 + c\text{-dependent term} \end{aligned} \quad (F.10)$$

Cluing all scattered pieces of the puzzle together we now are able to quote the system (F.1) for :

$$\begin{aligned} & h^2 \frac{1}{4} (K + K) \\ & + h H \frac{1}{4} (x + v)^3 0_{yy} (m)^2 + 0_{xx} 2y 0_{xy} m h \\ & + h H \frac{1}{4} (x^3 + xy^2 + 3vx^2 + vy^2) 2m^2 x = h H \frac{1}{4} x \Big|_{c=0} \\ & h^2 \frac{1}{4} (K + K) \\ & + h \frac{1}{4} H (2(x + v) 0_{xy} + y 0_{yy} (m)^2 + 3 0_{xx} \\ & + h H \frac{1}{4} (y^3 + x^2 y + 2vxy) + m B = h H \frac{1}{4} y \Big|_{c=0} \\ & B + m y = B \end{aligned} \quad (F.11)$$

$$\begin{aligned}
h_{m_{0_{yy}}} (m)^2 (x \bar{c} + y X + z Y) &= h_{m_{0_{xy}}} (x \bar{c} + y X + z Y) \\
&+ h_{m_{1}} (m (x + v) \bar{c} + y Y + (x + v) X) = h_{m_{1}} c \\
h_{m_{0_{xy}}} (m)^2 &= h_{m_{1}} c \\
m (x + v) h_{m_{1}} c &= h_{m_{1}} \bar{c}
\end{aligned}$$

The solution of (F.11) can be obtained recursively by consistently evaluating (F.11) order by order in  $h$ . Of course, the zeroth order  $^{(0)}$  coincides with  $c_1$  (3.25). The result for  $^{(1)}$  is already stated in the main text, see (3.32). For the second order  $^{(2)}$  we find after a cumbersome but straightforward calculation performed by means of Mathematica:

$$\begin{aligned}
^{(2)}_{c=0} = & 2 \cdot 4096 m^4 (m)^6 - 256 m^2 (m)^2 - 12 m^4 (v + x)^2 \\
& + (m)^4 (3v^2 + 30vx + 15x^2 + 4y^2) + 4m^2 (m)^2 (v^2 + 8vx + 4x^2 + 9y^2) \\
& + 5 \cdot 192 v^7 x (x^2 + y^2) - 3 (x^2 + y^2)^4 (13x^2 + 9y^2) - 6vx (x^2 + y^2)^3 (65x^2 + 49y^2) \\
& - 6v^2 (x^2 + y^2)^2 (261x^4 + 214x^2 y^2 - 7y^4) + 64v^6 (3x^4 + 12x^2 y^2 + y^4) \\
& - 48v^5 (27x^5 - 10x^3 y^2 - 5xy^4) - 24v^4 (135x^6 + 127x^4 y^2 - 7x^2 y^4 + y^6) \\
& - 48v^3 (66x^7 + 125x^5 y^2 + 56x^3 y^4 - 3xy^6) + 32 \cdot 24m^6 (v + x)^2 (2vx + x^2 - y^2) \\
& + (m)^6 - 12v^4 - 30v^3 x + 15x^4 + 15x^2 y^2 + 2y^4 + 30vx (2x^2 + y^2) \\
& + 3v^2 (15x^2 + y^2) + 4m^4 (m)^2 - 4v^4 + 46v^3 x + 33x^4 + 57x^2 y^2 + 54y^4 \\
& + v^2 (155x^2 + 21y^2) + 6v (22x^3 + 19xy^2) + 2m^2 (m)^4 - 42v^3 x + 57x^4 \\
& + 131x^2 y^2 + 36y^4 + v^2 (249x^2 + 11y^2) + v (228x^3 + 262xy^2) \\
& + 8 \cdot 3 \cdot 3 (m)^4 - 24v^5 x - 21x^6 - 56x^4 y^2 - 41x^2 y^4 - 6y^6 + 24v^4 (2x^2 + y^2) \\
& - 4v^3 (33x^3 - 17xy^2) - v^2 (243x^4 + 190x^2 y^2 + 3y^4) - 2v (63x^5 + 112x^3 y^2 + 41xy^4) \\
& + 4m^4 - 8v^5 x - 8v^4 (10x^2 + 3y^2) - 12v^3 (25x^3 + 7xy^2) - 3v^2 (115x^4 + 62x^2 y^2 + 3y^4) \\
& - 18v (9x^5 + 8x^3 y^2 + 7xy^4) - 9 (3x^6 + 4x^4 y^2 + 7x^2 y^4 + 6y^6) \\
& + 4m^2 (m)^2 - 24v^5 x - 212v^3 x (3x^2 + y^2) - 8v^4 (15x^2 + 2y^2) \\
& + v^2 (789x^4 - 922x^2 y^2 + 3y^4) - 6v (63x^5 + 136x^3 y^2 + 65xy^4) \\
& - 3 (21x^6 + 68x^4 y^2 + 65x^2 y^4 + 18y^6) - 4 \cdot 4 \cdot 3 (m)^2 - 16v^6 (3x^2 + y^2) \\
& + 16v^5 (3x^3 + 7xy^2) - (x^2 + y^2)^2 (21x^4 + 38x^2 y^2 + 9y^4) \\
& + v^4 (324x^4 + 136x^2 y^2 + 12y^4) - 16v^3 (42x^5 + 35x^3 y^2 - 3xy^4) \\
& - 4v^2 (126x^6 + 235x^4 y^2 + 100x^2 y^4 - y^6) - 8v (21x^7 + 60x^5 y^2 + 53x^3 y^4 + 14xy^6) \\
& + 4m^2 - 8v^6 (3x^2 + y^2) - 8v^5 (9x^3 + 5xy^2) - 3 (x^2 + y^2)^2 (7x^4 + 12x^2 y^2 + 9y^4) \\
& - 2v^4 (237x^4 + 166x^2 y^2 + 9y^4) - 24v^3 (31x^5 + 39x^3 y^2 + 4xy^4) \\
& - 6v^2 (86x^6 + 169x^4 y^2 + 88x^2 y^4 - 3y^6) - 12v (14x^7 + 39x^5 y^2 + 40x^3 y^4 + 15xy^6) = \\
& (v + x)^2 - 32m^2 (m)^2 + 2 \cdot 4v^2 (3x^2 - y^2) + 12vx (x^2 + y^2) + 3 (x^2 + y^2)^2 \\
& - 4 \cdot (m)^2 (6vx + 3x^2 + y^2) + 2m^2 (2vx + x^2 + 3y^2) \cdot 3^0 \\
& + C^{(2)}
\end{aligned} \tag{F.12}$$

In (F.12) contributions proportional to  $c$  are not specified because the corresponding ex-

pressions are rather lengthy. The knowledge of these contributions is irrelevant in the present context but as a matter of course essential if one wants to move on to the determination of higher orders of  $\hbar$ . The constant of integration  $C^{(2)}$  in (F.12) is fixed as usual by the requirement  $j_{x=y=B=C} = 0$  yielding:

$$C^{(2)} = \frac{1}{128} \frac{32}{m^2 v^2} = \frac{6}{m^4} + \frac{24}{(m)^4} + \frac{8}{m^2 (m)^2} - 2v^2 \frac{4m^4 + 3(m)^4}{m^6 (m)^4} \quad (\text{F.13})$$

We would like to close this appendix by two remarks both of which concern the STI (3.26): A direct check shows that  $\Gamma^{(n)}$  (derived above for  $n = 0; 1; 2$ ) satisfies the STI (3.26) taken in the corresponding order, e.g. in 1-loop order

$$\frac{\partial \Gamma^{(0)}}{\partial Y} \frac{\partial \Gamma^{(1)}}{\partial X} + \frac{\partial \Gamma^{(1)}}{\partial Y} \frac{\partial \Gamma^{(0)}}{\partial X} + \frac{\partial \Gamma^{(0)}}{\partial X} \frac{\partial \Gamma^{(1)}}{\partial Y} + \frac{\partial \Gamma^{(1)}}{\partial X} \frac{\partial \Gamma^{(0)}}{\partial Y} + B \frac{\partial \Gamma^{(1)}}{\partial \bar{C}} = 0 : \quad (\text{F.14})$$

This has to be so because in the zero-dimensional theory all quantities are well-defined and finite and, hence, no (possibly symmetry violating) regularization procedure is needed when higher orders are calculated.

The second remark emphasizes once again the necessity of introducing the external fields  $X$  and  $Y$ . According to the STI, in all orders the BRS transformations of  $x$  and  $y$  are given by  $\frac{\partial}{\partial Y}$  and  $\frac{\partial}{\partial X}$ , respectively. These derivatives, however, are far from being trivial as can be seen, for instance, from (3.32). Without introducing the external fields  $X$  and  $Y$  it is at least very difficult to control the deformations of the nonlinear classical BRS transformations in higher orders correctly.

## G. Proofs of the rules for the matrix derivative

We already indicated in the main text that most of the rules for the matrix derivative  $\frac{\partial}{\partial A}$  given in section 4.3 are easily proven by exploiting the decomposition

$$\frac{\partial}{\partial A} = \frac{v}{2} (\partial_x + i \partial_y) = \frac{1}{2} (D_x + D_y) \quad (\text{G.1})$$

with  $D_x := v \Pi_2 \partial_x$  and  $D_y := i v \partial_y$

of  $\frac{\partial}{\partial A}$  with respect to the ordinary partial derivatives  $\partial_x$  and  $\partial_y$  contained in  $\frac{\partial}{\partial A}$ . A further cornerstone of the proofs to follow will be the likewise trivial observation that we have

$$\partial_x A = \frac{1}{v} \quad \text{and} \quad \partial_y A = \frac{i}{v} : \quad (\text{G.2})$$

To simplify matters we begin with rule 2.

Proof of rule 2: Let  $M(A; )$  be any monomial in the variables  $A$  and  $\epsilon$ , i.e.  $M$  can be regarded as a "word" of arbitrary length composed of the "letters"  $A$  and  $\epsilon$  in an arbitrary way. Because  $\partial_x$  is the ordinary partial derivative with respect to  $x$  the action of  $D_x$  on  $M$  will result in  $v$  times a sum of new "words": These new "words" are obtained by replacing successively each  $A$  in  $M$  by  $\partial_x A = \frac{1}{v}$  due to the ordinary product rule for  $\partial_x$ . Hence, all the factors  $\frac{1}{v}$  cancel with the overall factor  $v$ , and  $D_x M$  reads in a symbolic notation:

$$D_x M = \sum_{A \in M} M(A; A! \epsilon; )$$

In the same manner we have to study the action of  $D_y$  on  $M$ : This time we get  $i$  times a sum of different new "words" resulting from  $M$  by substituting successively each  $A$  in  $M$  by  $\partial_y A = \frac{i}{v}$ . Again, all the factors  $\frac{i}{v}$  cancel with the overall factor  $i$ , and using the same symbolic notation as above in an intermediate step  $D_y M$  is given by:

$$D_y M = \sum_{A \in M} M(A; A! \epsilon; )$$

Now we should take into account that  $\epsilon$  is the grading automorphism for  $2 \times 2$  matrices. In the present context this implies the following: Whenever in the calculation of  $D_y M$  there is an even number of (necessarily odd) "letters" in front of the  $A$  to be replaced by  $\epsilon$  the of the replacement can be permuted to the leftmost position without producing a sign because a product of an even number of odd matrices obviously is even. However, if the number of "letters" in front of the  $A$  which is substituted by  $\epsilon$  is odd the permutation of  $\epsilon$  to the leftmost position results in a minus sign. Denoting by  $\epsilon(A)$  the number of (odd) matrices in front of the  $A$  to be replaced and using  $\epsilon^2 = \mathbb{I}_2$  we, hence, obtain for  $D_y M$ :

$$D_y M = \sum_{\substack{A \in M \\ \epsilon(A) \text{ even}}} M(A; A! \epsilon; ) + \sum_{\substack{A \in M \\ \epsilon(A) \text{ odd}}} M(A; A! \epsilon; )$$

Putting everything together according to the first line of (G.1) rule 2 follows immediately:

$$\frac{\partial}{\partial A} M(A; ) = \sum_{\substack{A \in M \\ \epsilon(A) \text{ even}}} M(A; A! \epsilon; ) + \sum_{\substack{A \in M \\ \epsilon(A) \text{ odd}}} M(A; A! \epsilon; )$$

■

Proof of rule 3: First of all, due to the linearity of the operator  $\frac{\partial}{\partial A}$  it suffices to prove rule 3 for arbitrary monomials  $F(A; )$  and  $G(A; )$  (instead of polynomials  $F$  and  $G$ ) only.

For the first part we furthermore assume  $F(A; )$  to be an even matrix.

Clearly  $F \cdot G$  is the "word" which is trivially obtained by appending the "word"  $G$  to the "word"  $F$ . According to rule 2,  $\frac{\partial}{\partial A}(F \cdot G)$  is then given by times a sum of new "words" resulting from  $F \cdot G$  by successively replacing each  $A$  in  $F \cdot G$  with  $(A)$  even by  $\cdot$ . ( $(A)$  denotes the number of (odd) matrices in  $F \cdot G$  which stand in front of  $A$ , see also proof of rule 2, whereas  $F(A); G(A)$  will be the numbers of matrices in  $F;G$  in front of  $A$ , respectively.) In other words, at first all the  $A$ 's in  $F$  with  $F(A)$  even and afterwards all the  $A$ 's in  $G$  with  $(A)$  even are substituted. Because  $F$  is even by assumption for all  $A$ 's in  $G$  we have  $(G(A) \bmod 2) = ((A) \bmod 2)$  and, hence, we get in the symbolic notation of the previous proof:

$$\begin{aligned} \frac{\partial}{\partial A}(F \cdot G) &= \sum_{\substack{A \in F \\ F(A) \text{ even}}}^X F(A; A!; \cdot) G(A; \cdot) + \sum_{\substack{A \in G \\ G(A) \text{ even}}}^X F(A; \cdot) G(A; A!; \cdot) \\ &= \left[ \sum_{\substack{A \in F \\ F(A) \text{ even}}}^X F(\cdot) \right] G(\cdot) + F(\cdot) \left[ \sum_{\substack{A \in G \\ G(A) \text{ even}}}^X G(\cdot) \right] \end{aligned}$$

The last equality holds true due to  $\cdot^2 = \Pi_2$ . But this already completes the proof of the first claim in rule 3.

Let us now assume that  $F(A; \cdot)$  is an odd matrix. The proof just given indicates by now what is "wrong" if  $F$  is odd, namely for all  $A$ 's in  $G$  the counting of matrices has to be modified:

$$(G(A) \bmod 2) = ((A) + 1) \bmod 2$$

Nevertheless, the present case can be reduced to the first one in a very simple manner by taking into account the following two trivial observations: If  $F$  is odd then  $F$  is even. Furthermore, rule 2 tells us that  $\frac{\partial}{\partial A}(F \cdot G) = \frac{\partial}{\partial A}F \cdot G + F \cdot \frac{\partial}{\partial A}G$  holds true. With this in mind we calculate:

$$\begin{aligned} \frac{\partial}{\partial A}(F \cdot G) &= \frac{\partial}{\partial A} [F(\cdot) \cdot G(\cdot)] \\ &\stackrel{\text{rst part}}{=} \frac{\partial}{\partial A}(F(\cdot)) \cdot G + F(\cdot) \frac{\partial}{\partial A} G \\ &= \frac{\partial F}{\partial A} \cdot G + F \cdot \frac{\partial}{\partial A} G \end{aligned}$$

■

Next we are going to demonstrate rule 5. Please note that the quite short proof given below by no means makes use of rule 1 which will be proven subsequently.

Proof of rule 5: According to (G.1) we find  $\cdot^2 = \Pi_2$ :

$$\frac{\partial}{\partial A} \text{Tr} F = \frac{V}{2} \Pi_2 \otimes_x \text{Tr} F + i \frac{V}{2} \otimes_y \text{Tr} F$$

Due to  $\text{Tr} \Pi_2 = 2$ ,  $\text{Tr} = 0$ ,  $\text{Str} \Pi_2 = 0$  and  $\text{Str} = 2$  we, hence, get:

$$\begin{aligned} \frac{1}{v} \text{Tr} \frac{\partial}{\partial A} \text{Tr} F &= \frac{1}{v} \frac{v}{2} \partial_x \text{Tr} F \text{Tr} \Pi_2 - \frac{1}{v} i \frac{v}{2} \partial_y \text{Tr} F \text{Tr} = \partial_x \text{Tr} F \\ \frac{i}{v} \text{Str} \frac{\partial}{\partial A} \text{Tr} F &= \frac{i}{v} \frac{v}{2} \partial_x \text{Tr} F \text{Str} \Pi_2 - \frac{i}{v} i \frac{v}{2} \partial_y \text{Tr} F \text{Str} = \partial_y \text{Tr} F \end{aligned}$$

■

**Proof of rule 1:** Unfortunately, the following proof is a little bit lengthy. For this reason we will try to concentrate on the main conceptual steps skipping some technical details in between in order to keep the proof in a readable form. In any case, the computational gaps can be filled very easily.

We start with two observations: The first one concerns the structure of the result when applying  $\frac{\partial}{\partial A}$  to  $\text{Tr} F(A; )$ . Namely, by the very definition of  $\frac{\partial}{\partial A}$  this result has to be an odd  $2 \times 2$  matrix:

$$\frac{\partial}{\partial A} \text{Tr} F(A; ) = \begin{pmatrix} 0 & 1 \\ a & b \end{pmatrix}_A$$

Hence, if the direct calculation of the entries  $a$  and  $b$  (only relying on the explicit definition of  $\frac{\partial}{\partial A}$ ) and the calculation of  $a$  and  $b$  according to the prescription of rule 1 lead to the same results, everything is proven. However, instead of computing that way  $a$  and  $b$  by themselves we will do so for two independent linear combinations of  $a$  and  $b$  suggested by rule 5, viz

$$\partial_x \text{Tr} F = \frac{1}{v} \text{Tr} \frac{\partial}{\partial A} \text{Tr} F \quad \text{and} \quad \partial_y \text{Tr} F = \frac{i}{v} \text{Tr} \frac{\partial}{\partial A} \text{Tr} F : \quad (\text{G } 3)$$

The second observation is based on the nature of  $F$  as an even matrix. Because of  $A^2 / \Pi_2$  and  $F$  being even there are only two possible basic types of monomials out of which the polynomial  $F$  is built up:

$$A^{2k} (A)^1 \quad \text{and} \quad A^{2k} A (A)^1 \quad \text{with } k \geq 2 \text{ N arbitrary} \quad (\text{G } 4)$$

Due to the linearity of  $\frac{\partial}{\partial A}$  we are allowed to restrict the whole proof to these basic monomials. Let us, for instance, choose the first one, i.e.  $F = A^{2k} (A)^1$  from now on. Using the recipe of rule 1 we, hence, obtain

$$\begin{aligned} \frac{\partial}{\partial A} \text{Tr} A^{2k} (A)^1 &= A^{2k-1} (A)^1 + A^{2k-2} (A)^1 A + \dots + (A)^1 A^{2k-1} \\ &+ (A)^1 A^{2k-1} A + (A)^1 A^{2k-2} A^2 (A) + \dots + (A)^1 A^{2k} (A)^1 \\ &= A^{2k-2} k A (A)^1 + (k+1) (A)^1 A ; \end{aligned} \quad (\text{G } 5)$$

where for the last equality  $A^2 / \Pi_2$  has been taken into account several times.

Inserting (G.5) into the r.h.s. of the first equation in (G.3) we thus get (utilizing again  $A^2 / \Pi_2$  frequently as well as  $(A^j)^1 = A(A^j)^{1-1}$  and the cyclic property of the trace):

$$\frac{1}{v} \text{Tr} \frac{\partial}{\partial A} F = \frac{1}{v} \sum_k \text{Tr} A^{2k-2} (A^j)^{1-1} - (k+1) \text{Tr} A^{2k} (A^j)^{1-1} \quad (\text{G.6})$$

This result has to be compared with the direct calculation of  $\partial_x \text{Tr} F$  ( $\partial_x A = \frac{1}{v}$ , see above):

$$\begin{aligned} \partial_x \text{Tr} F &= \text{Tr} \partial_x A^{2k} (A^j)^1 \\ &= \frac{1}{v} \text{Tr} \sum_n A^{2k-1} (A^j)^1 + A A^{2k-2} (A^j)^1 + \dots + A^{2k-1} (A^j)^1 \\ &\quad + A^{2k} (A^j)^{1-1} + A^{2k} (A^j) (A^j)^2 + \dots + A^{2k} (A^j)^{1-1} \\ &= \frac{1}{v} \text{Tr} \sum_k k A^{2k-2} (A^j)^{1-1} - k A^{2k} (A^j)^{1-1} - l A^{2k} (A^j)^{1-1} \end{aligned} \quad (\text{G.7})$$

Needless to say that for the last equality we used  $A / \Pi_2$  and  $A^2 = \Pi_2$  several times. Obviously, the two results (G.6) and (G.7) coincide. In almost the same manner the second equation in (G.3) is verified: However, the quite analogous calculation will be skipped here in order not to protract the proof unnecessarily by presenting nothing else but trivial computations.

Finally, repeating the procedure just outlined also for the other basic monomial in (G.4) everything is proven. ■

**Proof of rule 4:** The following proof proceeds by direct calculation, i.e. in a manner analogous to the one which already helped us to demonstrate rule 1. This time, however, even more cases have to be distinguished.

First of all, we would like to state that for an odd polynomial  $J(A; )$  due to  $A^2 / \Pi_2$  there are only two basic types of monomials out of which  $J$  is built up, namely:

$$A^{2m} (A^j)^n A \quad \text{and} \quad A^{2m} (A^j)^n \quad \text{with } m, n \in \mathbb{N} \text{ arbitrary} \quad (\text{G.8})$$

Because of the linearity of the matrix derivatives  $\frac{\partial}{\partial A}$  and  $\frac{\partial}{\partial J}$  it again suffices to restrict the proof to the basic monomials. Taking into account (G.4) and the fact that  $F(J; )$  is allowed to be either even or odd (whereas  $J(A; )$  has to be odd) we, hence, have to look at eight different cases:

$$2 \text{ (F even or odd)} \quad 2 \text{ (each with 2 basic monomials)} \quad 2 \text{ (2 basic monomials for J)}$$

Let us single out just one of these cases as an example:

$$F(J; ) = J^{2k} J (J)^1 \quad \text{and} \quad J(A; ) = A^{2m} (A)^n \quad (G.9)$$

All the other cases can be treated in a completely analogous way.

For the direct calculation of  $\frac{\partial F}{\partial A}$  we first need  $F(J(A; ); )$ :

$$\begin{aligned} F(J(A; ); ) &= (A^{2m} (A)^n)^{2k+1} (A^{2m} (A)^n)^1 \\ &= (-1)^{k(n+1)+1+1} A^{2[m(2k+1+1)+kn]} (A)^{n(1+1)} \end{aligned}$$

The last equality is again due to  $A^2 / \Pi_2$ , a property that will be used frequently also in the following without being mentioned every time. The above equation now has to be differentiated with respect to  $A$ . In order to simplify this calculation we first observe that for arbitrary  $p, q \in \mathbb{N}$  we have by means of rule 2:

$$\begin{aligned} \frac{\partial}{\partial A} A^{2p} (A)^q &= n A^{2p-1} (A)^q + A^2 A^{2p-3} (A)^q + \dots + 2p A^2 A (A)^q \\ &= p A^{2p-1} (A)^q \end{aligned} \quad (G.10)$$

Please note that none of the  $A$ 's appearing in the factors  $A$  in  $A^{2p} (A)^q$  is replaced by because there is always an odd number of matrices in front of those  $A$ 's. Hence, the direct calculation of  $\frac{\partial F}{\partial A}$  leads to

$$\frac{\partial F}{\partial A} = (-1)^{k(n+1)+1+1} [m(2k+1+1)+kn] A^{2[m(2k+1+1)+kn]-1} (A)^{n(1+1)} : \quad (G.11)$$

This result has to be compared to what we get upon inserting (G.9) into the r.h.s. of (4.22). To this end we need

$$\begin{aligned} \frac{\partial}{\partial A} A^{2m} (A)^n &= m A^{2m-1} (A)^n \\ \frac{\partial}{\partial A} A^{2m} (A)^n &= (m+1) A^{2m} (A)^{n-1} + (n-1) A^{2m+1} (A)^{n-2} \end{aligned} \quad (G.12)$$

and

$$\begin{aligned} \frac{\partial}{\partial J} J^{2k+1} (J)^1 &= (k+1) J^{2k} (J)^1 - 1 J^{2k+1} (J)^{1-1} ; \\ \frac{\partial}{\partial J} J^{2k+1} (J)^1 &= k J^{2k-1} (J)^1 : \end{aligned} \quad (G.13)$$

All this follows from the application of rule 2. Finally, cluing everything together according to the prescription of rule 4 (expressing, of course, the right hand sides of (G.13) as



functions of  $A$  and  $J$  by means of (G.9)) and keeping carefully in view the combinatorics when shrinking the at first lengthy expression due to  $A^2 / \Pi_2$ , after quite some effort one indeed obtains the r.h.s. of (G.11) again. ■

## H. The full differential equation for $W$ within the matrix formulation

In order to be able to write down explicitly the differential equation for  $W$  valid to all orders of the loop expansion we still need the Legendre transformation of  $\frac{\partial^3 W}{\partial J^3}$ : All other required ingredients already have been determined in the main text, see section 4.4.

The following calculation of the Legendre transformation in question also serves as a further example for the application of the rules for the matrix derivatives  $\frac{\partial}{\partial A}$  and  $\frac{\partial}{\partial J}$ .

We begin with

$$\begin{aligned} \frac{\partial}{\partial A} \frac{\partial}{\partial J} \frac{\partial W}{\partial J} \Big|_{J=J(A;)} &\stackrel{\text{rule 4}}{=} \frac{\partial J}{\partial A} \frac{\partial^2}{\partial J^2} \frac{\partial W}{\partial J} + \frac{\partial}{\partial A} J \frac{\partial}{\partial J} \frac{\partial}{\partial J} \frac{\partial W}{\partial J} \\ &= \frac{\partial^2}{\partial A^2} \frac{\partial^2}{\partial J^2} \frac{\partial W}{\partial J} + \frac{\partial}{\partial A} \frac{\partial}{\partial A} \frac{\partial}{\partial J} \frac{\partial}{\partial J} \frac{\partial W}{\partial J} \\ &= \frac{\partial^2}{\partial A^2} W_{JJJ} + \frac{\partial}{\partial A} \frac{\partial}{\partial A} W_{JJJ} = : A \end{aligned} \quad (\text{H.1})$$

For the last equality we used the fact that both  $\frac{\partial^2}{\partial A^2}$  and  $\frac{\partial^2}{\partial J^2}$  are some differential operators proportional to the unit matrix  $\Pi_2$ . In order to keep the forthcoming formulae in a readable form we also introduced an almost obvious abbreviatory notation for the various multiple derivatives of  $W$  occurring in these kinds of calculations:  $\frac{\partial^2}{\partial A^2} W_{JJJ} = A A$ ,  $\frac{\partial}{\partial A} \frac{\partial}{\partial A} W_{JJJ} = A A$  and so on.

In an analogous manner we obtain as well

$$\frac{\partial}{\partial A} \frac{\partial}{\partial J} \frac{\partial W}{\partial J} \Big|_{J=J(A;)} \stackrel{\text{rule 4}}{=} A A W_{JJJ} + A A W_{JJJ} = : B \quad (\text{H.2})$$

Now, it is an easy and straightforward undertaking to solve (H.1) and (H.2) in order to get  $W_{JJJ}$  (and  $W_{JJJ}$ ):

$$W_{JJJ} = \frac{1}{2} A A + \frac{1}{2} A A \frac{1}{f(A)} + A A B \quad (\text{H.3})$$

(H.3) is the desired result with the restriction, however, that it still remains to determine  $A$  and  $B$  as functions of  $A$  and  $J$ .

To this end we observe that due to the definition of  $B$  (H.2), due to times the second equation in (4.33) and due to the product rule 3 (4.20) we have (noticing that  $\frac{\partial}{\partial A} \frac{\partial}{\partial A}$  necessarily has to be even)

$$\begin{aligned} B &= \frac{\partial}{\partial A} \frac{\partial}{\partial J} \frac{\partial W}{\partial J} = \frac{\partial}{\partial A} \frac{\partial}{\partial A} \frac{\partial}{\partial A} \frac{\partial^2}{\partial A^2} + \frac{\partial}{\partial A} \frac{\partial}{\partial A} \frac{\partial^3}{\partial A^3} \\ &= \frac{\partial}{\partial A} \frac{\partial}{\partial A} \frac{\partial}{\partial A} \left[ \frac{\partial^2}{\partial A^2} + \frac{\partial^2}{\partial A^2} \right] = \frac{\partial}{\partial A} \left[ \frac{\partial^2}{\partial A^2} + \frac{\partial^2}{\partial A^2} \right] : \end{aligned}$$

Hence, for the determination of  $B$  only the derivative  $\frac{\partial}{\partial A} \left[ \frac{\partial^2}{\partial A^2} + \frac{\partial^2}{\partial A^2} \right]$  is not evaluated yet. This can be done by means of the chain rule 4 (4.22) as follows<sup>23</sup>:

$$\begin{aligned} \frac{\partial}{\partial A} \left[ \frac{\partial^2}{\partial A^2} + \frac{\partial^2}{\partial A^2} \right] &= \frac{\partial}{\partial A} \left[ \frac{\partial}{\partial A} \right] = \frac{\partial}{\partial A} \left[ \left( \frac{\partial^2}{\partial A^2} + \frac{\partial^2}{\partial A^2} \right) \right] \\ &= \frac{\partial}{\partial A} F(\hat{J}(A; )) \quad (\text{with } F = \hat{J}^{-1} \text{ and } \hat{J} = \left( \frac{\partial^2}{\partial A^2} + \frac{\partial^2}{\partial A^2} \right)) \\ &= \frac{\partial \hat{J}}{\partial A} \frac{\partial F}{\partial \hat{J}} = \frac{\partial}{\partial A} \hat{J} \frac{\partial}{\partial \hat{J}} F \\ &= \left[ \frac{\partial^2}{\partial A^2} \frac{\partial^3}{\partial A^3} + \frac{\partial^3}{\partial A^3} \frac{\partial^2}{\partial A^2} \right] \left[ \frac{\partial^2}{\partial A^2} + \frac{\partial^2}{\partial A^2} \right]^2 \end{aligned}$$

For the last equality we used

$$\frac{\partial F}{\partial \hat{J}} = \frac{\partial}{\partial \hat{J}} \hat{J}^{-1} = (\hat{J} \hat{J})^{-1} ; \quad \frac{\partial}{\partial \hat{J}} F = \frac{\partial}{\partial \hat{J}} \hat{J}^{-1} = 0$$

as well as

$$\frac{\partial \hat{J}}{\partial A} = \frac{\partial}{\partial A} \left[ \left( \frac{\partial^2}{\partial A^2} + \frac{\partial^2}{\partial A^2} \right) \right] = \left[ \frac{\partial^2}{\partial A^2} \frac{\partial^3}{\partial A^3} + \frac{\partial^3}{\partial A^3} \frac{\partial^2}{\partial A^2} \right] :$$

Putting everything together we thus obtain for  $B$  the result:

$$\begin{aligned} B &= \frac{\partial}{\partial A} \frac{\partial}{\partial A} \frac{\partial}{\partial A} \left[ \frac{\partial^2}{\partial A^2} + \frac{\partial^2}{\partial A^2} \right] \\ &\quad + \frac{\partial}{\partial A} \left[ \frac{\partial^2}{\partial A^2} \frac{\partial^3}{\partial A^3} + \frac{\partial^3}{\partial A^3} \frac{\partial^2}{\partial A^2} \right] \left[ \frac{\partial^2}{\partial A^2} + \frac{\partial^2}{\partial A^2} \right]^2 \end{aligned} \quad (\text{H.4})$$

In a similar way also  $A$  is calculated. We finally get:

$$\begin{aligned} A &= \frac{\partial^3}{\partial A^3} \left[ \frac{\partial^2}{\partial A^2} + \frac{\partial^2}{\partial A^2} \right] \\ &\quad + \left[ \frac{\partial^2}{\partial A^2} \frac{\partial^3}{\partial A^3} + \frac{\partial^3}{\partial A^3} \frac{\partial^2}{\partial A^2} \right] \left[ \frac{\partial^2}{\partial A^2} + \frac{\partial^2}{\partial A^2} \right]^2 \end{aligned} \quad (\text{H.5})$$

---

<sup>23</sup>This calculation also illustrates why it completely suffices to state the chain rule within the matrix calculus for the case that the function  $J(A; )$  is to be odd.

Ultimately, we are now in the position to present the full differential equation for the generating functional of LPI Green's functions explicitly:

$$\begin{aligned} \frac{\partial}{\partial A} = & \frac{v^4 n}{8} \left[ h^2 \left[ \frac{\partial^2}{\partial A \partial A} + \frac{\partial^2}{\partial A \partial A} \right]^{-1} \left[ \frac{\partial}{\partial A \partial A} A + \frac{\partial}{\partial A \partial A} B \right] \right. \\ & + h \left[ 2 \left( A + \right) \frac{\partial}{\partial A \partial A} + \left( A + \right) \frac{\partial}{\partial A \partial A} \right] \left[ \frac{\partial^2}{\partial A \partial A} + \frac{\partial^2}{\partial A \partial A} \right]^{-1} \\ & \left. + A + 2 A^2 + A \frac{\partial}{\partial A} + A^3 \frac{\partial}{\partial A} \right] \end{aligned} \quad (H.6)$$

Of course, in (H.6)  $A$  and  $B$  have to be inserted according to (H.5) and (H.4), respectively. At first sight, (H.6) looks rather involved due to the complexity of  $A$  and  $B$  when expressed in terms of  $A$  and  $\psi$  via the various multiple derivatives of  $\psi$  with respect to  $A$ , and it seems that the former advantage of using the matrix formalism consisting of the reduction to just one differential equation (instead of two coupled differential equations in the component formulation) gets lost at the present point of the treatment. This naive first observation, however, is misleading as is demonstrated in section 4.5. As a small comfort we may state already now that the functions  $K_J(x; y)$  and  $H(x; y)$  (see (E.11) and below) appearing in the corresponding differential equations (E.13) for  $\psi$  within the language using the components  $x$  and  $y$  are in fact not at all less involved than  $A$  and  $B$  are in the present context.

## I. Higher orders of $\psi$ within the matrix formulation

Before really considering the computer-based determination of the higher orders  $(n)$  of which according to the proof in section 4.5 are functions of the field strength  $F$  only let us first turn to the still outstanding demonstration of rule 6.

**Proof of rule 6:** We would like to begin with the proof of (4.39): Due to the linearity of  $\frac{\partial}{\partial A}$  it completely suffices to show (4.39) for  $g(F) = F^k$  with  $k \in \mathbb{N}$  arbitrary. This will be done by induction with respect to  $k$ .

For  $k = 1$  (i.e.  $g(F) = F$ ) the direct calculation of  $\frac{\partial g}{\partial A}$  just yields (by definition)  $F_A$  (4.45) which obviously coincides with the r.h.s. of (4.39) because of  $\frac{\partial F}{\partial F} = \mathbb{I}$ . Hence, we may assume from now on that the claim in question holds true for  $k$ :

$$\frac{\partial}{\partial A} F^k = F_A \frac{\partial}{\partial F} F^k = k F_A F^{k-1}$$

By means of the product rule 3 (4.20) it then follows that

$$\frac{\partial}{\partial A} F^{k+1} = \frac{\partial}{\partial A} (F^k F) = \frac{\partial}{\partial A} F^k F + F^k \frac{\partial}{\partial A} F$$

$$\begin{aligned}
&= -k F_A F^{k-1} F + F^k F_A = F_A (k+1) F^k \\
&= F_A \frac{\partial}{\partial F} F^{k+1} :
\end{aligned}$$

The second equality in (4.39) is simply due to  $\frac{\partial g}{\partial F} / \Pi_2$  and, thus, (4.39) is proven by now.

In an almost analogous manner also the demonstration of (4.40) follows. We skip the details here (in order not to repeat trivial calculations) and just mention that the factors of 2 appearing on the right hand sides of (4.40) are an immediate consequence of the fact that  $F$  and hence  $g(F)$  are proportional to the unit matrix  $\Pi_2$  in two dimensions implying that the trace on the l.h.s. produces these aforesaid factors of 2. ■

In the following we present a short computer routine written in mathematica which iteratively solves the differential equation (4.55) order by order in  $\hbar$  up to a prescribed maximal order `maxord` (`maxord = 6` in the example below). Please notice that the essential part of this routine (namely the last few lines) is indeed quite simple; the remaining part mainly consists of definitions of some auxiliary quantities in between which are necessary to handle the contributing orders of the various terms occurring in (4.55) correctly:

```

Clear[f, g];
(* Definition of the depth of recursion *)
maxord = 6;
(* Definition of the input:  $f^{(0)} = f[0,0]$ ,  $f^{(1)} = f[1,0]$  and derivatives *)
f[0,0] := - $\frac{v^4}{8} F$ ;
f[0,1] := D[f[0,0], fF, ig];
f[1,0] := (i(II - 3F) (2iF - 3F^2)^-1);
f[1,1] := D[f[1,0], fF, ig];
(* Definition of auxiliary quantities *)
help1[n_] := Sum[f[k,0] f[n-k,0], {k,0,maxord}];
help2[n_] := Sum[f[k,0] f[n-k,1], {k,0,maxord}];
help3[n_] := Sum[f[k,1] f[n-k,1], {k,0,maxord}];
help4[n_] := Sum[f[k,0] f[n-k,2], {k,0,maxord}];
h1^F[n_] := 2 f[n,0] - i(II + iF) f[n,1];
h2^F[n_] := -2 Sum[help1[k] help2[n-k], {k,0,maxord}] +
i(II + iF) Sum[help1[k] (2 help3[n-k] + help4[n-k]), {k,0,maxord}] +
2 (II + iF)^2 Sum[help2[k] help3[n-k], {k,0,maxord}];
help[n_,1] := 2i(II + iF) help2[n] - help1[n];
help[n_,2] := Sum[help[k,1] help[n-k,1], {k,0,maxord}];

```

```

help[n,3] := Sum [help[k,2] help[n-k,1],fk,0,ng];
term1[n] := Sum [help[k,2] h1^F [n-k],fk,0,ng];
termr[n] := Sum [help[k,3] f [n-k,0],fk,0,ng];
(* Differential equation to be solved iteratively *)
dgl[n] :=  $\frac{v^4}{8}$  (h2^F [n-2] + term1[n-1] - F help[n,3]) - termr[n];
(* Recursive calculation of f(n) and thus of (n) *)
For[q = 2,q maxord,q++,f
  f[q,0] = f[q,0]/Simplify[Solve[Simplify[dgl[q]] == 0, f[q,0]]][[1]];
  f[q,1] = D [f[q,0],fF ,1g];
  f[q,2] = D [f[q,0],fF ,2g];
  g[q] = Simplify[Integrate[ $\frac{1}{2}$  f[q,0], F ]]g;

```

Besides <sup>(0)</sup> = S (4.11) and <sup>(1)</sup> which has already been calculated in the main text, see (4.37), and which is used as an input (in order not to bulge the routine unnecessarily) the above routine also yields <sup>(2)</sup> and <sup>(3)</sup>, see (4.56), as well as:

$$\begin{aligned}
(4) &= \frac{128}{3 \sqrt[3]{v^{12}}} \text{Tr} \left[ 160iF^3 + 2544F^4 + 18096iF^5 - 75240F^6 - 200196iF^7 + 353718F^8 \right. \\
&\quad \left. + 414018iF^9 - 310635F^{10} - 136080iF^{11} + 26487F^{12} - 2iF^3F^2 \right]^{12} \\
(5) &= \frac{512}{4 \sqrt[4]{v^{16}}} \text{Tr} \left[ 896F^4 + 18688iF^5 - 179456F^6 - 1047488iF^7 + 4130992F^8 \right. \\
&\quad \left. + 11573760iF^9 - 23606796F^{10} - 35290260iF^{11} + 38392173F^{12} \right. \\
&\quad \left. + 29630664iF^{13} - 15381900F^{14} - 4825008iF^{15} + 694008F^{16} - 2iF^3F^2 \right]^{12} \\
(6) &= \frac{8192}{5 \sqrt[5]{v^{20}}} \text{Tr} \left[ 21504iF^5 - 555520F^6 - 6720000iF^7 + 50456320F^8 + 262734560iF^9 \right. \\
&\quad \left. - 1004053872F^{10} - 2906698840iF^{11} + 6487716060F^{12} \right. \\
&\quad \left. + 11251183950iF^{13} - 15159210795F^{14} - 15735128364iF^{15} + 12358066725F^{16} \right. \\
&\quad \left. + 7114184640iF^{17} - 2835423630F^{18} - 698965200iF^{19} \right. \\
&\quad \left. + 80162298F^{20} - 2iF^3F^2 \right]^{15}
\end{aligned}$$

Of course, this list can be continued easily by just raising the value chosen for maxord.

## J. The full set of differential equations for

We begin with the determination of the Legendre transformation of  $\frac{\partial^3 W}{\partial J^3}$  which is still missing. In principle, we can go ahead as in appendix H taking into account, however, the fact that in the present treatment there are additional variables representing the

unphysical elds. All formulae given below in the rst part of this appendix are valid up to contributions proportional to  $c$  whose explicit knowledge is not required.

By means of the generalized chain rule (5.23) and the gauge xing condition (J.6) we at rst calculate

$$0 = \frac{\partial}{\partial B} \frac{\partial}{\partial J} \frac{\partial W}{\partial J} \Big|_{J=J(\cdot)}^{J=J(\cdot)} = \frac{iv}{2} m (W_{JJJ} + W_{JJJ}) + \frac{\partial}{\partial l} W_{JJJ} :$$

The zero on the l.h.s. directly results from the observation that the Legendre transformation of  $\frac{\partial}{\partial J} \frac{\partial W}{\partial J}$  does not depend on  $B$  at all, see (5.24). Thus, we obtain:

$$\frac{\partial}{\partial l} W_{JJJ} = \frac{iv}{2} m (W_{JJJ} + W_{JJJ}) \quad (J.1)$$

Next, copying the abbreviatory notation of appendix H as far as possible, we determine in an analogous manner (inserting (J.1) in a step in between):

$$\hat{A} := \frac{\partial}{\partial A} \frac{\partial}{\partial J} \frac{\partial W}{\partial J} = A_A + \frac{v^2}{4} (m)^2 \Pi W_{JJJ} A_A \frac{v^2}{4} (m)^2 W_{JJJ} \quad (J.2)$$

In a similar way we also get:

$$\hat{B} := \frac{\partial}{\partial A} \frac{\partial}{\partial J} \frac{\partial W}{\partial J} = A_A + \frac{v^2}{4} (m)^2 \Pi W_{JJJ} + A_A \frac{v^2}{4} (m)^2 W_{JJJ} \quad (J.3)$$

From (J.2) and (J.3) it immediately follows that the Legendre transformation in question is given by:

$$\frac{\partial^3 W}{\partial J^3} = \frac{1}{h_A} (A_A + \frac{v^2}{4} (m)^2 \Pi \hat{A} + A_A \frac{v^2}{4} (m)^2 \hat{B}) \quad (J.4)$$

However, it remains to calculate  $\hat{A}$  and  $\hat{B}$ . This can be achieved by mimicking the respective calculations in appendix H (concerning the determination of  $A$  and  $B$ ). By this means we nally end up with:

$$\begin{aligned} \hat{A} &= A_{AA} h_A^{-1} A_A \frac{v^2}{4} (m)^2 [ ]_A^2 h \\ \hat{B} &= A_{AA} h_A^{-1} + A_A \frac{v^2}{4} (m)^2 [ ]_A h \\ \text{with } [ ] &= A_{AA} A_A + \frac{v^2}{4} (m)^2 \Pi + A_{AA} A_A \frac{v^2}{4} (m)^2 \\ &\quad A_A \frac{v^2}{4} (m)^2 A_{AA} \end{aligned} \quad (J.5)$$

Now, all necessary preparations are completed, and we simply could write down the Legendre transformation of (5.20). Instead of doing so we proceed slightly differently by explicitly making use of the Slavnov-Taylor identity (5.28) and the fact that the external fields  $X$  and  $Y$  have been merged into one single object  $X$  (5.18). The result will be a simpler set of (almost) algebraic equations which uniquely determine the various parts  $\Gamma_0$ ;  $\Gamma_1$  and  $\Gamma_{23}$  of  $\Gamma$ , see (5.26), order by order in the loop expansion.

Before actually starting with this investigation we first would like to mention that the Legendre transformation of the second equation in (5.20) is nothing else but the gauge fixing condition

$$\frac{\partial}{\partial B} = B - \frac{i\nu}{2} \text{m Tr } A; \quad (\text{J.6})$$

which due to its linearity in propagating fields holds true to all orders and, thus, can be integrated in a trivial way.

Let us now turn to the third equation in (5.20) which after Legendre transformation fixes the  $c$ -dependent part of  $\Gamma$  because of  $\bar{n} = \frac{\partial}{\partial c}$ . Hence, differentiating this equation once more with respect to  $X$  helps on finding  $\Gamma_{23}$ , viz  $\frac{\partial \bar{n}}{\partial X} = \frac{\partial^2}{\partial X \partial c} = \Gamma_{23}$ , see (5.26). At first sight, the difficult part seems to be the calculation of  $\frac{\partial}{\partial X} \frac{\partial^2 W}{\partial J \partial n}$ . However, by inspection of (the first equation in) (5.25), an argument concerning the different levels of the Grassmann algebra involved in the game (which shows that the only  $X$ -dependence of  $\frac{\partial^2 W}{\partial J \partial n}$  enters through the explicit  $X$ -dependence on the r.h.s. of (5.25)) and some simple algebraic manipulations, the calculation in question can be performed easily. Working that way we finally get:

$$\Gamma_{23} = h \frac{\nu}{2} \text{m} \left( \frac{\partial^2 W}{\partial J^2} + \frac{\partial}{\partial J} \frac{\partial W}{\partial J} \frac{\partial}{\partial A} \Gamma_{23} \right) \quad (\text{J.7})$$

Please note that (J.7) (up to a factor  $c$ ) describes the deformation of the BRS transformation of  $A$  in higher orders, see (5.28).

Next, we determine the defining equation for  $\Gamma_1$ . This can be achieved in a speedy manner by means of the ST identity (5.28) which is valid to all orders without proof as is explained at the end of appendix F. In fact, differentiating (5.28) once with respect to  $B$  and making use of the gauge fixing condition (J.6) and the decomposition (5.26) we find:

$$\Gamma_1 = \frac{i\nu}{2} \text{m Tr } \Gamma_{23} \quad (\text{J.8})$$

The above equation is exactly the zero-dimensional remnant of the so-called ghost equation.

Finally, we are in need of an equation that fixes  $\phi_0$ . This equation will be the Legendre transformation of the first equation in (5.20):

$$\begin{aligned} h^2 \frac{v^4}{8} \frac{\partial^3 W}{\partial J^3} + h \left( \frac{v^4}{8} \frac{\partial^2 W}{\partial J^2} (A + \frac{\partial}{\partial J} \frac{\partial W}{\partial J}) + \frac{v}{2} m_1 \right) \\ + \frac{v^4}{8} (A^4 + 2A^2 + A^3 - A) = \frac{\partial \phi_0}{\partial A} \Big|_{B=0} \end{aligned} \quad (J.9)$$

Of course, in (J.9)  $\frac{\partial^3 W}{\partial J^3}$ ,  $\frac{\partial^2 W}{\partial J^2}$  and  $\frac{\partial}{\partial J} \frac{\partial W}{\partial J}$  have to be replaced according to (J.4) and (5.24), respectively. One easily assures oneself of the fact that (J.7), (J.8) and (J.9) completely determine order by order in the loop expansion when exploited in a recursive manner.



## References

- [AC] A. Connes,  
Noncommutative Geometry,  
Academic Press Inc. 1994
- [AS] M. Abramowitz and I. Stegun (editors),  
Handbook of Mathematical Functions,  
Dover Publications, New York 1970
- [BGW] B. S. Balakrishna, F. Gursey, and K. C. Wali,  
Non-commutative Geometry and Higgs Mechanism in the Standard Model,  
Phys. Lett. B 254 (1991) 430  
Towards a Unified Treatment of Yang-Mills and Higgs Fields,  
Phys. Rev. D 44 (1991) 3313
- [BTM] L. Baulieu and J. Thierry-Mieg,  
The Principle of BRS Symmetry: An Alternative Approach to Yang-Mills Theories,  
Nucl. Phys. B 197 (1982) 477
- [CES] R. Coquereaux, G. Esposito-Farese, and F. Scheck,  
Noncommutative Geometry and Graded Algebras in Electroweak Interactions,  
Int. J. Mod. Phys. A 7 (1992) 6555
- [CEV] R. Coquereaux, G. Esposito-Farese, and G. Vaillant,  
Higgs Fields as Yang-Mills Fields and Discrete Symmetries,  
Nucl. Phys. B 353 (1991) 689
- [CFF] A. H. Chamshedine, G. Felder, and J. Frohlich,  
Unified Gauge Theories in Non-commutative Geometry,  
Phys. Lett. B 296 (1992) 109
- [CHMS] S. Cho, R. Hinterding, J. Madore, and H. Steinacker,  
Finite Field Theory on Noncommutative Geometries,  
Int. J. Mod. Phys. D 9 (2000) 161
- [CHPS] R. Coquereaux, R. Hauling, N. A. Papadopoulos, and F. Scheck,  
Generalized Gauge Transformations and Hidden Symmetry in the Standard Model,  
Int. J. Mod. Phys. A 7 (1992) 2809

- [CHS] R. Coquereaux, R. Hauling, and F. Scheck,  
Algebraic Connections on Parallel Universes,  
Int J. Mod. Phys. A 10 (1995) 89
- [CL] A. Connes and J. Lott,  
Particle Models and Noncommutative Geometry,  
Nucl. Phys B (Proc. Suppl.) 18 (1990) 29
- [CLP] P. Cvitanovic, B. Lautrup, and R. B. Pearson,  
Number and Weights of Feynman Diagrams,  
Phys. Rev. D 18 (1978) 1939
- [CP] C. Poselt, PhD thesis, Mainz 2001
- [CR] C. Rovelli,  
Spectral Noncommutative Geometry and Quantization: A Simple Example,  
Phys. Rev. Lett. 83 (1999) 1079
- [DFR] S. Doplicher, K. Fredenhagen, and J.E. Roberts,  
The Quantum Structure of Space-Time at the Planck Scale and Quantum  
Fields,  
Commun. Math. Phys. 172 (1995) 187
- [DKM] M. Dubois-Violette, R. Kerner, and J. Madore,  
Non-commutative Differential Geometry and New Models of Gauge Theory,  
J. Math. Phys. 31 (2) (1990) 323
- [GKW] H. Grosse, Th. Krajewski, and R. Wulkenhaar,  
Renormalization of Noncommutative Yang-Mills Theories: A Simple  
Example,  
hep-th/0001182
- [GVF] J.M. Gracia-Bondia, J. Varilly, and H. Figueroa,  
Elements of Noncommutative Geometry,  
Birkhauser 2000
- [H] R. Hauling,  
The  $su(2)_1$  Model of Electroweak Interactions and its Connection to  
Noncommutative Geometry,  
Invited talk given at the Hesselberg Workshop 1998

- [HK] R. Hauling and E. Kraus,  
Gauge Parameter Dependence and Gauge Invariance in the  
Abelian Higgs Model,  
Zeitschr. f. Physik C 75 (1997) 739
- R. Hauling and S. Kappel,  
Complete Control of Gauge Parameter Dependence in the  
Abelian Higgs Model,  
Eur. Phys. J. C 4 (1998) 543
- [HKS] R. Hauling, E. Kraus, and K. Sibold,  
Gauge Parameter Dependence in the Background Field Gauge and the  
Construction of an Invariant Charge,  
Nucl. Phys. B 539 (1999) 691
- [HLN] C.-Y. Lee, D. S. Hwang, and Y. Ne'em an,  
BRST Quantization of Gauge Theory in Noncommutative Geometry:  
Matrix Derivative Approach,  
J. Math. Phys. 37 (1996) 3725
- [HP] R. Hauling and C. Poselt, in preparation
- [HPaS] R. Hauling, M. Paschke, and F. Scheck,  
Leptonic Generation Mixing, Noncommutative Geometry and Solar  
Neutrino Fluxes,  
Phys. Lett. B 417 (1998) 312
- [HPS1] R. Hauling, N. A. Papadopoulos, and F. Scheck,  
su(2)<sub>L</sub> Symmetry, Algebraic Superconnections and a Generalized Theory of  
Electroweak Interactions,  
Phys. Lett B 260 (1991) 125
- [HPS2] R. Hauling, N. A. Papadopoulos, and F. Scheck,  
Supersymmetry in the Standard Model of Electroweak Interactions,  
Phys. Lett B 303 (1993) 265
- [HS1] R. Hauling and F. Scheck,  
Quark Mass Matrices and Generation Mixing in the Standard Model with  
Noncommutative Geometry,  
Phys. Lett B 336 (1994) 477

- [HS2] R. Hauling and F. Scheck,  
Triangular Mass Matrices of Quarks and Cabibbo-Kobayashi-Maskawa Mixing,  
Phys. Rev. D 57 (1998) 6656
- [HT h] R. Hauling,  
Das Phänomen der Flavormischung im  $su(2)_l$ -Modell der elektroschwachen  
Wechselwirkung,  
PhD theses, Mainz 1994
- [IZ] C. Itzykson and J.-B. Zuber,  
Quantum Field Theory,  
McGraw-Hill 1980
- [KA] E. Kamke,  
Differentialgleichungen,  
Teubner, Stuttgart, 1983
- [KS] E. Kraus and K. Sibold,  
Yang-Mills Theories in a Non-linear Gauge: Quantization and Gauge  
Independence,  
Nucl. Phys. 331 (1990) 350  
Gauge Parameter Dependence in Gauge Theories,  
Nucl. Phys. B 37B (1994) 120
- [KSch] D. Kastler and Th. Schücker,  
The Standard Model à la Connes-Lott,  
J. Geom. Phys. 24 (1997) 1,  
and references therein
- [MH] M. Hale,  
Path Integral Quantization of Finite Noncommutative Geometries,  
gr-qc/0007005
- [MM] M. Maru,  
The Representations of  $sl(2;1)$  – an Example of Representations of Basic  
Superalgebras,  
J. Math. Phys. 21 (1980) 1277  
The Tensor Product of Two Irreducible Representations of the  $sl(2;1)$   
Superalgebra,  
J. Math. Phys. 21 (1980) 1284

- [M O ] K .M orita and Y .O kum ura,  
 W einberg-Salam Theory in Noncom m utative Geom etry,  
 Prog.Theor.Phys. 91 (1994) 959  
 Y .O kum ura,  
 Standard M odel in D i erential Geom etry on D iscrete Space  $M(4) \times Z(3)$ ,  
 Prog.Theor.Phys. 92 (1994) 625  
 K .M orita and Y .O kum ura,  
 Gauge Theory and Higgs M echanism Based on D i erential Geom etry on  
 D iscrete Space  $M(4) \times Z(3)$ ,  
 Phys.Rev.D 50 (1994) 1016
- [M S] M .Scheunert,  
 The Theory of Lie Superalgebras,  
 Lecture Notes in M athem atics, Vol. 716, Springer 1979
- [N TM ] Y .Ne'eman and J.Thierry-M ieg,  
 Exterior Gauging of an Internal Supersym m etry and  $SU(2)_L$  Quantum  
 A sthenodynam ics,  
 Proc.Natl.Acad.Sci.USA 79 (1982) 7068
- [P R ] P .Ram ond,  
 Field Theory: A M odern P rimer,  
 Frontiers in Physics 51, Benjāmin/Cum m ings 1981
- [P S] O .P iguet and K .Sibold,  
 Gauge Independence in Ordinary Yang-M ills Theories,  
 Nucl.Phys.B 253 (1985) 517
- [ZJ] J.Zinn-Justin,  
 Quantum Field Theory and Critical Phenom ena,  
 Oxford University Press, 1996



## Acknowledgements

I am very grateful to Prof. Dr. Florian Scheck, both for his constant and encouraging support during the development of this thesis and for the fruitful collaboration over the past years which I enjoyed a lot.

Thanks are also due to Dipl. phys. Christian Poselt with whom I had many helpful discussions on topics related to the present work.

In general, the stimulating atmosphere of the whole theory group in Mainz always made a pleasant working possible: I owe my thanks to all the members of the T H E P .

I also would like to thank Prof. Dr. Robert Coquereaux for drawing my attention to questions concerning old theories on zero-dimensional space as well as for some very interesting discussions.

Last but not least, I am indebted to my wife, Annette Bohlinger, for her patience and love.