

Magnetic catalysis in QED_3 at finite temperature: beyond the constant mass approximation

J. Alexandre¹, K. Farakos², G. Koutsoumbas³

Department of Physics, National Technical University of Athens,
Zografou Campus, 157 80 Athens, GREECE

Abstract

We solve the Schwinger-Dyson equations for $(2+1)$ -dimensional QED in the presence of a strong external magnetic field. The calculation is done at finite temperature and the fermionic self-energy is not supposed to be momentum-independent, which is the usual simplification in such calculations. The phase diagram in the Temperature-Magnetic field plane is determined. For each value of the magnetic field the critical temperature is higher than in the constant mass approximation. In addition, the latter approximation shows a relative B -independence of the critical temperature, which occurs for stronger magnetic fields in the momentum dependent case.

¹jalex@centralntua.gr

²kfarakos@centralntua.gr

³kutsoubas@centralntua.gr

1 Introduction

The mechanism of dynamical mass generation in the presence of a magnetic field is particularly important in connection with the vacuum structure of non-abelian field theories such as QCD; also the QED case is interesting both as a theoretical "laboratory" and because of possible applications. In particular, scenarios of dynamical gauge symmetry breaking in three-dimensional QED [1] lead to interesting and unconventional superconducting properties of the theory after coupling to electromagnetism [2], and therefore may be of interest to the condensed matter physics, especially in connection with the high- T_c superconductors.

The phenomenon of magnetic catalysis has been studied by several groups [3, 4, 5] in various models. It has been found that a homogeneous magnetic field induces dynamical mass generation even for the weakest attractive interaction between the fermions. In addition, in 2+1 dimensions the mass generation is not restricted to a small number of flavours (which is the case in the absence of the magnetic field).

The treatment of the problem necessarily involves simplifications; a serious one is the constant mass approximation, according to which the fermionic self-energy is supposed to be momentum-independent. There has already been a first attempt [6] to treat the problem of dynamical mass generation for QED in 2+1 and 3+1 dimensions at $T = 0$, taking into account the momentum dependence of the fermion self-energy. The results have shown that there are differences (very important ones in 3+1 dimensions) showing up when the momentum dependence is taken into account, thus establishing the necessity to go beyond the constant mass approximation. In that work, attention was restricted to the strong magnetic field regime, to facilitate the calculations. In the present work we will extend the calculations in [6] to the finite temperature case in 2+1 dimensions. Extensions to thermal 3+1 dimensional QED will be deferred to a forthcoming publication. In the present work, only the regime of strong magnetic fields will be studied, to render the problem tractable.

2 Fermions in a constant magnetic field

To fix our notations we shortly review here the characteristics of fermions in a constant external magnetic field in 2+1 dimensions at zero temperature. The model we are going to consider is described by the Lagrangian density:

$$L = \frac{1}{4} F_{\mu\nu} F^{\mu\nu} + i \bar{\psi} D \psi - m \bar{\psi} \psi ; \quad (1)$$

where $D = \partial + i g a + i e A^{\text{ext}}$; a is an abelian quantum gauge field, F is the corresponding field strength, and A^{ext} describes possible external fields; in this work A^{ext} will represent a constant homogeneous external magnetic field. Notice that the fermions feel both the quantum and the external gauge fields, however we have allowed for different coupling constants, g and e , in order to give an effective description of condensed matter systems [2]. We recall the usual definition $\vec{g} = \frac{1}{2} \vec{a}$.

We will choose the "symmetric" gauge for the external field

$$A_0^{\text{ext}}(x) = 0; \quad A_1^{\text{ext}}(x) = \frac{B}{2} x_2; \quad A_2^{\text{ext}}(x) = -\frac{B}{2} x_1 \quad (2)$$

for which we know from the work of Schwinger [7] that the fermion propagator is given in the Minkowski space by the expression:

$$S(x; y) = e^{i \int_{\gamma} A^{\text{ext}}(y)} \tilde{S}(x - y); \quad (3)$$

where the translational invariant propagator \tilde{S} has the following Fourier transform:

$$\tilde{S}(p) = \int_{-h^0}^{Z_1} ds e^{is(p_0^2 - p_\perp^2 \frac{\tan(j_B j_s)}{j_B j_s} - m^2)} \\ (p_0^2 + m^2)(1 - i^{1/2} \tan(j_B j_s)) - p_\perp^2 (1 + \tan^2(j_B j_s))^{1/2}; \quad (4)$$

where $p^\perp = (p^1; p^2)$ is the transverse momentum and a similar notation holds for the matrices.

Let us now turn to the finite temperature case. We will denote the fermionic Matsubara frequencies by $\hat{w}_1 = (2l+1)T$ and the bosonic ones by $w_1 = 2lT$. The translational invariant part of the bare fermion propagator can be expressed in Euclidean space by performing the rotations $p_0 \rightarrow i\hat{w}_1$ and $s \rightarrow is = j_B j_s$:

$$\tilde{S}_1(p_\perp) = \int_{-h}^{Z_1} \frac{i}{j_B j_s} ds e^{-\frac{s}{j_B j_s} (\hat{w}_1^2 + p_\perp^2 \frac{\tanh s}{s} + m^2)} \\ (\hat{w}_1^2 + m^2)(1 - i^{1/2} \tanh s) - p_\perp^2 (1 - \tanh^2 s)^{1/2} \quad (5)$$

The Euclidean matrices satisfy the anticommutation relations $f_i; g = \delta_{ij}$, with $i, j = 1, 2, 3$.

The fermion propagator has another representation in the lowest Landau level (LLL) approximation ([8], [3]), which at finite temperature reads:

$$\tilde{S}_1(p_\perp) = i e^{p_\perp^2 = j_B j_s} \frac{\hat{w}_1^2 + m^2}{\hat{w}_1^2 + m^2} (1 - i^{1/2} \text{sign}(eB)) : \quad (6)$$

Inspired by (6) and taking into account the fact that the dressed fermion propagator has the same phase dependence on A^{ext} as the bare one [6]:

$$G(x; y) = e^{i \int_{\gamma} A^{\text{ext}}(y)} \tilde{G}(x - y); \quad (7)$$

we make the following ansatz for the Fourier transform of the translational invariant part of the full propagator:

$$\tilde{G}_1(p_\perp) = i e^{p_\perp^2 = j_B j_s} \frac{Z_1 \hat{w}_1^2 + M_1}{Z_1 \hat{w}_1^2 + M_1^2} (1 - i^{1/2} \text{sign}(eB)) \quad (8)$$

where Z_1 is the wave function renormalization and M_1 the dynamical mass of the fermion. Both quantities depend only on the Matsubara index; this is a consequence of the restriction to the strong field regime, where the LLL approximation reduces the fermion dynamics to 1-dimensional dynamics [9]. We will study the dynamical generation of fermionic mass only in the case $m = 0$.

3 Integral equations and the recursion formula

We can write the equations satisfied by the wave function renormalization Z_n and the dimensionless dynamical mass $m_n = M_n / eB$ from the corresponding relations obtained from the Schwinger-Dyson equation at $T = 0$ ([10], [6]) making the substitutions

$$p_3 \rightarrow \hat{w}_1 \quad \text{and} \quad \frac{dp_3}{2} \rightarrow T \frac{X}{1}$$

to obtain

$$\begin{aligned} Z_n &= 1 - \frac{2\tilde{t}X}{\hat{t}_n} \frac{Z_1 \hat{t}_1}{Z_1^2 \hat{t}_1^2 + \frac{1}{2}} \int_0^{\tilde{t}_1} dr r^{2=2} D_{n-1}(r) \\ m_n &= 2\tilde{t} \frac{X}{1} \frac{1}{Z_1^2 \hat{t}_1^2 + \frac{1}{2}} \int_0^{\tilde{t}_1} dr r^{2=2} D_{n-1}(r) \end{aligned} \quad (9)$$

where we introduced the notations $\tilde{t} = \frac{q}{eB}$, $\tilde{t}_1 = T = \frac{q}{eB}$, $\hat{t}_1 = \hat{w}_1 = \frac{q}{eB}$ and r stands for the dimensionless modulus of the transverse momentum: $r^2 = q_\perp^2 = \frac{1}{2}$. $D_m(r)$ is the dimensionless longitudinal component ($\mu = 3; 3$) of the photon propagator D which is the only one to play a rôle since in the LLL approximation the fermion propagator is proportional to the projector operator $P = (1 - i \gamma^1 \gamma^2 \text{sg}(eB))/2$ and the original Schwinger-Dyson equation contains the product [6]

$$P P P D = P D_{33} \quad (10)$$

We note that for $l = n$ in (9) the integration over r is divergent in the infrared if we use the bare photon propagator. Therefore we will use the dressed photon propagator, which is the subject of the next section. In figure 1 we show the quantity $(\tilde{t}^2 + \hat{t}_n^2) D_n(r)$ versus r : For the bare photon propagator this quantity is 1; in the figure we have set $n = 0$ (for which the bare photon propagator leads to a divergence). We observe that the dressed propagator equals the bare one for most of the range of r (from about 3 to infinity). The difference of the two is restricted to a small neighborhood of $r = 0$: This is how this propagator cures the infrared divergencies associated with the use of the bare photon propagator.

We will calculate the longitudinal component of the polarization tensor using the full Schwinger representation (4) of the fermion propagator since in the LLL approximation it is zero, both at $T = 0$ and $T > 0$. This computation will be valid for any magnitude of the magnetic field and will thus include the strong field approximation. We only need the longitudinal component of the polarization tensor since we have [11] (with the dimensional reduction from $3+1$ to $2+1$)

$$D_n(r) = \frac{1}{r^2 + \hat{t}_n^2} F P_L^{33} + \frac{\hat{t}_n^2}{(r^2 + \hat{t}_n^2)^2} \quad (11)$$

with

$$P_L^{33} = \frac{r^2}{r^2 + \hat{t}_n^2} \quad \text{and} \quad F = \frac{\tilde{t}_n^{33}(r)}{P_L^{33}} \quad \text{where} \quad \tilde{t}_n^{33}(r) = \frac{\frac{q}{eB} \int_0^{\tilde{t}_n} dr}{eB}; \quad (12)$$

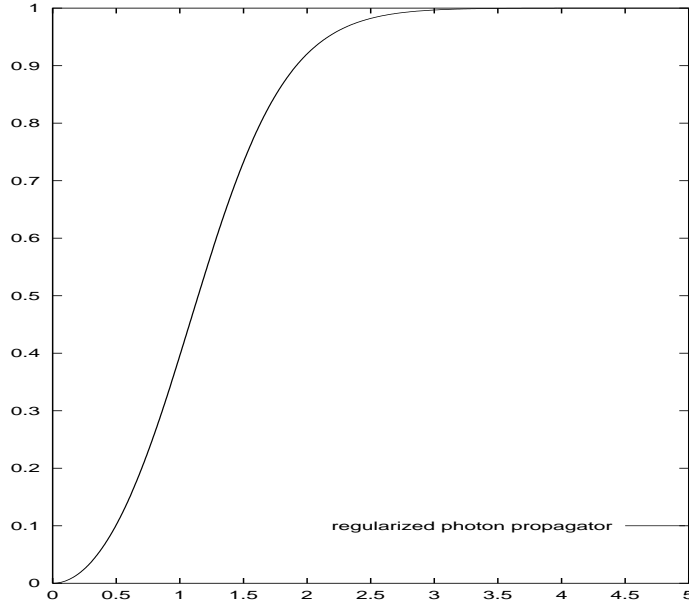


Figure 1: $(r^2 + 1/n^2)D_n(r)$ versus r for $n = 0$:

which leads to

$$D_n(r) = \frac{1}{r^2 + 1/n^2} + \frac{r^2 \sim^{33}_n(r)}{(r^2 + 1/n^2)^2 r^2 \sim^{33}_n(r)} \quad (13)$$

in the Feynman gauge that will be used in this paper.

To solve (9), we will proceed as in the case $T = 0$ [6]: we put a trial series $\tilde{D}_n^{\text{trial}}$ in the integral equations and obtain a first estimate $\tilde{D}_n^{(1)}$ of the series D_n . We then use this series in the integral equation and build up a (converging) iterative procedure. The trial series will be a solution of the recursion formula that we derive now, following a procedure similar to the one that gave the differential equation at zero temperature in [3], [6]. We start by splitting the summation over l and write, starting from equation (9) satisfied by D_n :

$$\begin{aligned} D_n &= 2\tilde{t} \sum_{j \neq n}^X \frac{1}{Z_1^2 \tilde{f}_1^2 + \frac{2}{l}} \int_0^Z dr \, e^{-r^2/2} D_n(r) \\ &+ 2\tilde{t} \sum_{j \neq n}^X \frac{1}{Z_1^2 \tilde{f}_1^2 + \frac{2}{l}} \int_0^Z dr \, e^{-r^2/2} D_1(r) \end{aligned} \quad (14)$$

such that the difference $D_{n+1} - D_n$ reads

$$D_{n+1} - D_n = 2\tilde{t} f_n \sum_{j \neq n}^X \frac{1}{Z_1^2 \tilde{f}_1^2 + \frac{2}{l}} \quad (15)$$

where we defined

$$f_n = \int_0^Z dr \, e^{-r^2/2} [D_{n+1}(r) - D_n(r)] \quad (16)$$

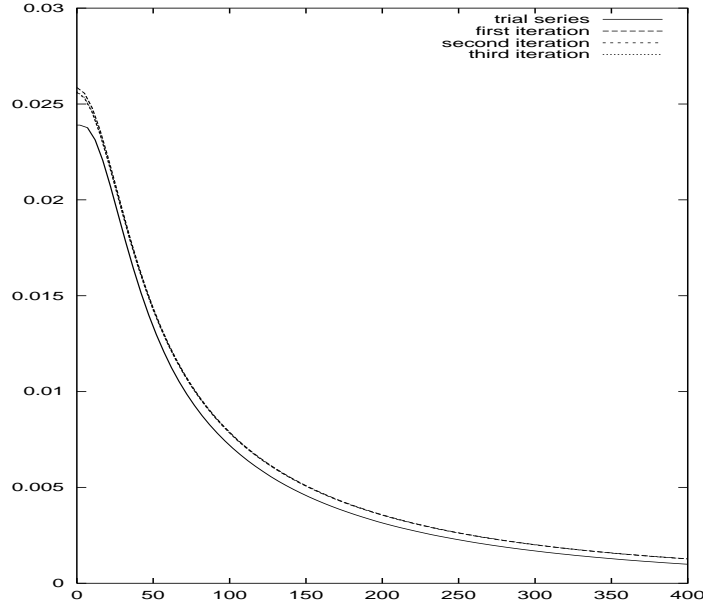


Figure 2: f_n versus n for $\alpha = .01$ and $t = .001$

Since we wish to get rid of the sum in equation (15), we eliminate it manipulating the expressions for the differences $f_{n+1} - f_n$ and $f_{n+2} - f_{n+1}$. We finally obtain:

$$\frac{f_{n+2}}{f_{n+1}} = \frac{1}{f_{n+1}} + \frac{1}{f_n} \left(f_{n+1} + \frac{n}{f_n} \right) = 4\alpha t \frac{f_{n+1}}{Z_{n+1}^2 f_{n+1}^2 + f_{n+1}^2} \quad (17)$$

The solution of (17) is found by giving (equal) initial values to f_0 and f_1 ; such that $\lim_{n \rightarrow \infty} f_n = 0$. We plot in figure 2 the solution of (17) (where we take $Z_n = 1$ for every n) as well as the first iterations in the integral equations (9). We see that the convergence of the iterative procedure is very quick. We show in figure 3 the wave function renormalization versus n , for which the convergence is also very quick. From the technical point of view, the function f_n has been computed with a Gauss-Hermite quadrature of order 40 and the series f_n and Z_n have been truncated to an order depending on the temperature, adjusted in such a way that a given precision was kept throughout the numerical computations.

4 Longitudinal polarization tensor

We now proceed with the calculation of the polarization tensor using the Schwinger representation of the fermion propagator (5).

The one-loop polarization tensor is

$$\Pi_n(k_\perp) = -4 \int \frac{d^2 p_\perp}{(2\pi)^2} \text{tr} \left[S_1(p_\perp) S_{1-n}(p_\perp - k_\perp) \right] \quad (18)$$

We note that the A^{ext} -dependent phase of the fermion propagator does not contribute to the polarization tensor since in coordinate space this phase contribution is

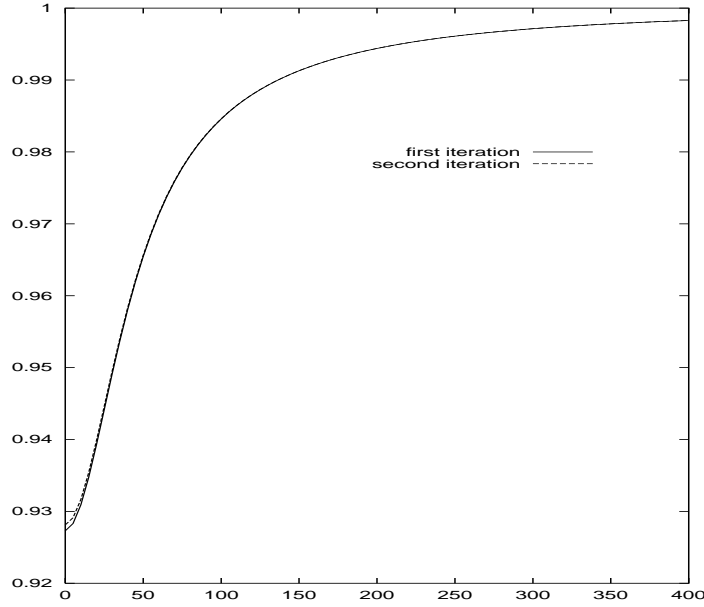


Figure 3: Z_n versus n for $\sim = .01$ and $t = .001$

$$\exp \left[i e \int_0^n x A^{\text{ext}}(y) + y A^{\text{ext}}(x) \right] = 1 \quad (19)$$

as can be seen from the potential (2). We also remark that, since we use the full expression for the fermion propagator, the result of this calculation will be valid for any value of the external magnetic field.

Using the expression (5) of the fermion propagator, we obtain for the longitudinal component, after the integration over the transverse momentum p_\perp

$$\begin{aligned} \Pi_n^{33}(k_\perp) = & \frac{4 T X}{j e B j} \int_0^{\infty} \frac{ds}{\tanh s + \tanh} e^{-\frac{k_\perp^2}{j e B j} \frac{\tanh s \tanh}{\tanh s + \tanh}} \frac{1}{j e B j} [(s + \frac{1}{2}) (\hat{w}_1^2 + m^2) + w_n (w_n - 2 \hat{w}_1)] \\ & \times \frac{k_\perp^2}{(\tanh s + \tanh)^2} \frac{j e B j}{\tanh s + \tanh} (1 - \tanh s) (1 - \tanh) \\ & + \hat{w}_1 (\hat{w}_1 - w_n) m^2 (1 + \tanh s \tanh) \end{aligned} \quad (20)$$

where we will take the fermionic dynamical mass m and consider that it does not depend on the momentum. We use this approximation since it is the only way to keep the calculation of the polarization tensor tractable. Without this assumption the momentum integrals cannot be done analytically; the numerical treatment on the other hand would be prohibitively demanding.

As in [12], we make the change of variable $s = u(1 - v)/2$ and $\frac{1}{2} = u(1 + v)/2$ to obtain

$$\Pi_n^{33}(k_\perp) = \frac{2 T X}{j e B j} \int_0^{\infty} \int_0^1 u du \int_0^1 dv e^{-\frac{k_\perp^2}{j e B j} \frac{\cosh u - \cosh uv}{2 \sinh u}} \frac{u}{j e B j} [u^2 + m^2 + (1 + v) w_n (w_n - 2 \frac{1}{2})]$$

$$T_1(k_?) = \frac{2}{j_{EB} j} \int_0^{Z_1} du \int_1^{Z_1} dv e^{\frac{k_?^2}{j_{EB} j} \frac{\cosh u}{2 \sinh u} \frac{\cosh uv}{2 \sinh^3 u}} \frac{u}{j_{EB} j} \left[m^2 + \frac{1}{4} v^2 w_n^2 \right] \quad (21)$$

We integrate by parts:

$$\int_0^{Z_1} du e^{\frac{u}{j_{EB} j} W_1^2} \frac{u}{\sinh^2 u} = \int_0^{Z_1} du e^{\frac{u}{j_{EB} j} W_1^2} \coth u - \int_0^{Z_1} du e^{\frac{u}{j_{EB} j} W_1^2} \frac{d}{du} \left(\frac{u}{\sinh^2 u} \right); \quad (22)$$

where we have discarded the surface term [12]. This term is finite but would lead to an infinite summation over the Matsubara modes. We then obtain the final expression:

$$T_1^X(k_?) = \frac{2}{j_{EB} j} \int_0^{Z_1} du \int_1^{Z_1} dv e^{\frac{k_?^2}{j_{EB} j} \frac{\cosh u}{2 \sinh u} \frac{\cosh uv}{2 \sinh^3 u}} \frac{u}{j_{EB} j} \left[m^2 + \frac{1}{4} v^2 w_n^2 \right] \quad (23)$$

$$T_1^X = e^{\frac{u}{j_{EB} j} W_1^2} u \frac{k_?^2}{2} \frac{\cosh uv}{\sinh u} \frac{v \coth u \sinh uv}{\sinh u} + \coth u \left(2u W_1^2 + uv w_n W_1 \right) j_{EB} j$$

where $W_1 = \hat{w}_1 = \frac{(1+v)}{2} w_n$.

At this point we must make an important remark. In equation (23) there is a potential divergence of the integral over u coming from the sum involving $j_{EB} j \coth u$: We find out that if we perform the summation over the Matsubara modes before performing the integration, this would-be divergence cancels against the sum involving $2u W_1^2 \coth u$: This can be easily seen using the Poisson resummation [13]:

$$\sum_{l=1}^{\infty} e^{-a(l-z)^2} = \frac{1}{a} \sum_{l=1}^{\infty} e^{-\frac{2l^2}{a}} e^{-2i l z}; \quad (24)$$

which shows that the difference below has no divergence since

$$\sum_{l=1}^{\infty} \left(2u W_1^2 - j_{EB} j \right) e^{\frac{u}{j_{EB} j} W_1^2} = \frac{j_{EB} j^{5/2}}{2^{5/2} u^{3/2} T^2} \sum_{l=1}^{\infty} (1)^{l+1} l^2 e^{\frac{j_{EB} j l^2}{4u T^2}} \cos[n l (1+v)] \quad (25)$$

so that the integration over u in (23) is safe, both on the infrared and the ultraviolet sides. The conclusion is that one should first sum over the Matsubara modes and perform the integral over u afterwards.

If we take the limit $T \rightarrow 0$ in (23), we recover the zero-temperature results given in [4] since the substitutions $W_1 \rightarrow p_3$ and $T \rightarrow (2\pi)^{-1} dp_3$ lead to

$$\lim_{T \rightarrow 0} T^X \int_0^{\infty} du e^{\frac{u}{j_{EB} j} W_1^2} = \frac{1}{2} \frac{j_{EB} j}{u}$$

$$\lim_{T \rightarrow 0} T^X \int_0^{\infty} du \left(2u W_1^2 - j_{EB} j \right) e^{\frac{u}{j_{EB} j} W_1^2} = 0$$

$$\lim_{T \rightarrow 0} T^X \int_0^{\infty} du uv w_n W_1 e^{\frac{u}{j_{EB} j} W_1^2} = 0 \quad (26)$$

such that ($l_n \rightarrow k_3$)

$$\lim_{T \rightarrow 0} {}^{33}_n(k_?) = \frac{1}{2} \int_0^{Z_1} \frac{du}{j_B j} \int_1^{Z_1} dv e^{\frac{k_?^2}{j_B j} \frac{\cosh u}{2 \sinh u} - \frac{u}{j_B j} [m^2 + \frac{1}{4} v^2 k_?^2]} \frac{k_?^2 \cosh uv - v \coth u \sinh uv}{\sinh u} \quad (27)$$

We call the attention of the reader to a rather tricky aspect of these limiting procedures. In equations (26) we have taken the limit $T \rightarrow 0$ before we integrate over u and the result has been consistent with the outcome of the zero temperature calculation. However, one might equally well start from the expression (23), and take the limit $T \rightarrow 0$ after the integration over u has been performed. One may wonder whether the two limits are the same, that is whether the operations of taking $T \rightarrow 0$ and integrating over u commute. It is easy to see that they do not, unless we keep a non-zero fermion mass. Let us see this considering the expression (23) for $n = 0$ and $k_? = 0$:

$${}^{33}_0(0) = \frac{1}{2} \int_0^{Z_1} du \int_1^{Z_1} dv e^{-\frac{u}{j_B j} m^2} \frac{1}{T \coth u} e^{\frac{u}{j_B j} w_1^2} \frac{1}{2} \frac{u}{j_B j} w_1^2 \quad (28)$$

We observe that, if m is zero, the proper time u in the integrand appears only in the combination $uT^2 = j_B j$ (with the exception of $\coth u$). This suggests that we perform the natural change of variable $u \rightarrow u j_B j T^2$: The above expression becomes:

$${}^{33}_{0m=0}(0) = \frac{4}{T} \int_0^{Z_1} du \coth \frac{u j_B j}{T^2} e^{-u^2 (2l+1)^2} \frac{1}{2u^2 (2l+1)^2} \quad (29)$$

and shows that ${}^{33}_{0m=0}(0)$ would be proportional to $1/T$ in the limit $T \rightarrow 0$ where we have $\coth(u j_B j T^2) \rightarrow 1$. Thus we can interchange the limit $T \rightarrow 0$ and the integration over the proper time u to find the correct zero temperature limit only if $m \neq 0$, at least as long as $j_B j \neq 0$. This condition is consistent since the magnetic field always generates a dynamical mass when $T < T_c$.

Let us take the zero magnetic field limit of (23), after making the change of variable $u \rightarrow j_B j u$. We obtain then:

$$\lim_{j_B j \rightarrow 0} {}^{33}_n(k_?) = \frac{1}{2} \int_0^{Z_1} du \int_1^{Z_1} dv e^{u [m^2 + \frac{1}{4} v^2 (k_?^2 + w_n^2)]} \frac{1}{T} e^{u w_1^2} \frac{k_?^2}{2} (1 - v^2) + \frac{1}{u} 2u w_1^2 + u v w_n w_1 \quad (30)$$

The integration in (30) over the proper time u gives the relevant result of [2] (equation (A12)), after performing the momentum integration and changing the Feynman parameter x into (1

$v)=2)$. For the case at hand ($j_B j = 0$), we can take a massless fermion ($m = 0$) and the value of the photon thermal mass is found by setting $n = 0$ and then take the limit $k \rightarrow 0$ in (30):

$$M_{j_B j = 0}^2(T) = \lim_{k \rightarrow 0} \frac{33}{0}(k) = c T \quad (31)$$

with

$$c = \frac{1}{4} \int_0^{\infty} du \frac{e^{-u(2l+1)^2}}{2(2l+1)^2} \quad (32)$$

To compute c , we use the Poisson resummation (24) and write

$$\begin{aligned} c &= \frac{1}{2} \int_0^{\infty} \frac{du}{u^{5/2}} \sum_{l=0}^{\infty} (l+1)^2 e^{-\frac{u l^2}{4}} \\ &= \frac{16}{\pi} \sum_{l=1}^{\infty} \frac{(l+1)^2}{l^3} \int_0^{\infty} dx \frac{e^{-x}}{x} \\ &= 8 \ln 2 \end{aligned} \quad (33)$$

which gives the result that was found in [2] and [14] (with the notation $l = 4$).

Finally we decompose $\frac{33}{n}(k)$ in a sum of two terms: the temperature independent part and the temperature dependent one. Using equation (23) and the Poisson resummation (24), a straightforward computation leads to

$$\frac{33}{n}(k) = \frac{0}{n}(k) + \frac{T}{n}(k) \quad (34)$$

where $\frac{0}{n}(k)$ is the zero temperature part (27) and $\frac{T}{n}(k)$ the temperature dependent part:

$$\begin{aligned} \frac{T}{n}(k) &= \frac{1}{j_B j} \int_0^{\infty} du \int_0^{\infty} dv e^{-\frac{k^2}{j_B j} \frac{\cosh u - \cosh v}{2 \sinh u} - \frac{u}{j_B j} [n^2 + \frac{v^2}{4} w_n^2]} \\ &= \frac{1}{4} \frac{k^2}{j_B j} \int_0^{\infty} \frac{du}{\sinh u} (\cosh uv - v \coth u \sinh uv) \sum_{l=1}^{\infty} (l+1)^2 e^{-\frac{j_B j l^2}{4 u T^2}} \cos[nl(1+v)] + \\ &\quad - \frac{\coth u}{u} \frac{j_B j}{j} \sum_{l=1}^{\infty} (l+1)^2 e^{-\frac{j_B j l^2}{4 u T^2}} \frac{j_B j l^2}{u T^2} \cos[nl(1+v)] + 2nl v \sin[nl(1+v)]^3 : \end{aligned} \quad (35)$$

We compute in appendix A the strong field ($j_B j \rightarrow 1$) asymptotic form (49) of $\frac{0}{n} + \frac{T}{n}$ that we used for the numerical analysis of (9).

We note that the other components of the polarization tensor were computed [15] in 3+1 dimensions and their computation in 2+1 dimensions would follow the same steps.

Finally, we give the thermal photon mass, using the dimensionless variables already introduced:

$$m_{\text{phot}}^2 = \lim_{k \rightarrow 0} \frac{\frac{33}{0}(k)}{j_B j} = \frac{2}{t^2} \int_0^{\infty} du \frac{e^{-u} \coth u}{u^{3/2}} \sum_{l=1}^{\infty} (l+1)^2 e^{-\frac{l^2}{4 u t^2}} \quad (36)$$

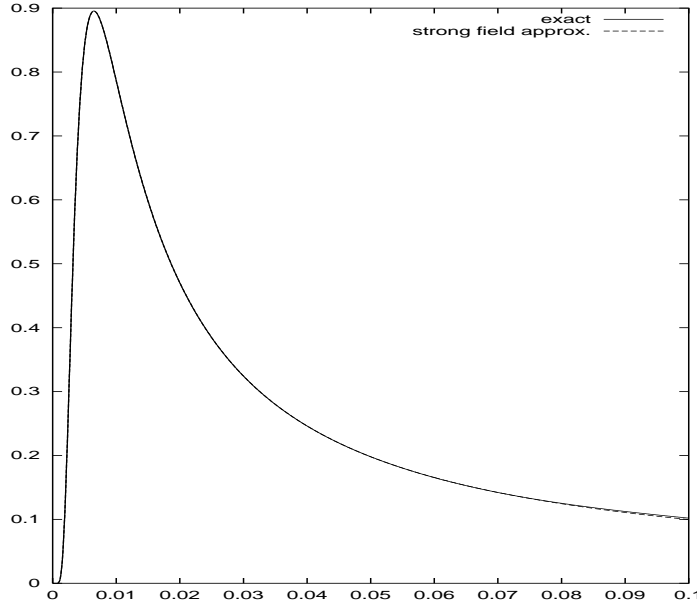


Figure 4: m_{phot}^2 versus t for $\tilde{m} = 0.01$ and $\beta = 0.01$

where $\tilde{m} = m = \frac{q}{j\beta j}$. We are actually interested in the behaviour of m_0^2 for all the values of the ratio $t = \beta t \neq 0$ for the description of the phase transition where the dynamical mass vanishes for $t = t_c > 0$ and $t \neq 1$ for the zero temperature limit and $\beta > 0$. In figure 4 we plot m_{phot}^2 as a function of t as well as its strong field asymptotic form obtained from the equation (49) of appendix A.

$$\begin{aligned}
 m_{\text{phot}}^2 &= 4 \frac{\tilde{m}^2}{t} \frac{(1-t)^{1/2}}{1+t} e^{-\beta t} \\
 &= 4 \frac{\tilde{m}^2}{t} \frac{e^{-\beta t}}{1+t} \\
 &= 4 \frac{\tilde{m}^2}{t} \frac{e^{-\beta t}}{1+e^{-\beta t}} \\
 &= 4 \frac{\tilde{m}^2}{t} \frac{e^{-\beta t}}{(1+e^{-\beta t})^2} \quad (37)
 \end{aligned}$$

We can see the perfect agreement between the curves for the whole range of the ratio t , as long as $\beta \ll 1$ and $t \ll 1$ which is the case we study in the framework of the strong field approximation. We note the unusual behaviour of the thermal photon mass: for decreasing temperature m_{phot}^2 increases as $1-t$ as long as $t > 0$, reaches a maximum and then decreases to 0 when $t < 0$. The result is a large correction to the photon propagator when $t \neq 0$.

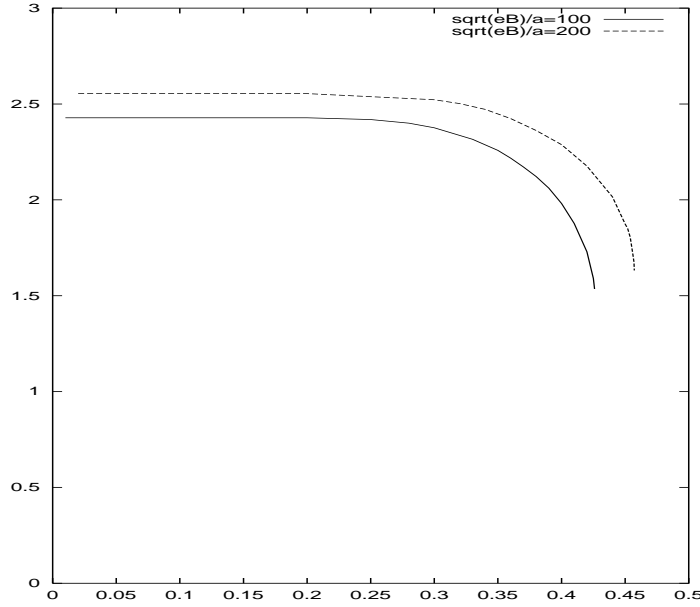


Figure 5: $m_{\text{dyn}} =$ versus $T =$

5 Phase diagram

We wish to study the critical temperature and the critical field of the theory, defined by the relations $m_{\text{dyn}}(B; T_c(B)) = 0$ and $m_{\text{dyn}}(B_c(T); T) = 0$.

Let us first find the critical temperature when we fix the magnetic field. We plot in figure 5 the evolution of the dimensionless dynamical mass $m_{\text{dyn}} = m_{n=0} \sim$ with the dimensionless temperature $T =$. We start from $T = 0$ and see that m_{dyn} first follows a plateau for small temperatures and then decreases when T reaches a value that we interpret as the critical temperature, T_c : We cannot find any other solution than $m_{\text{dyn}} = 0$ when $T > T_c$ and the vertical slope when $T = T_c$ suggests that the transition might be of first order. We note that the recursion formula (17) gives a second solution which is not physical since it does not lead to a converging iterative procedure in the integral equation (9) and that this unphysical solution also does not go beyond $T = T_c$. Finally, we noticed that the convergence of the iterative procedure to solve the Schwinger-Dyson equation is slower as we approach the critical temperature. In the same figure we have plotted the results for two magnetic fields; the resulting dynamical mass and critical temperature are bigger for the biggest magnetic field, as expected.

Let us now study the dynamical mass when we fix the temperature. We plot in figure 6 the evolution of $m_{\text{dyn}} =$ as a function of $\sqrt{eB} \sqrt{a}$ fixing the ratio $T =$. We see that for a given non-zero temperature, there is a minimal value that the field must take to generate a dynamical mass, that is, a critical field. In the case $T = 0$, we see that no critical field is needed to generate a dynamical mass, as is known [3] (we didn't plot the curve down to $\sqrt{eB} \sqrt{a} = 0$ since the strong magnetic field approximation is not valid in this region). Notice that the calculation of this curve, which has been done using the methods of this work (and taking the limit $T \rightarrow 0$) is identical to the corresponding result of the genuine $T = 0$ calculation of [6]. For $T > 0$, the transition again seems to be of the first order and the convergence of the iterative procedure is slower as we approach the critical field. If the temperature increases, the curve shows smaller

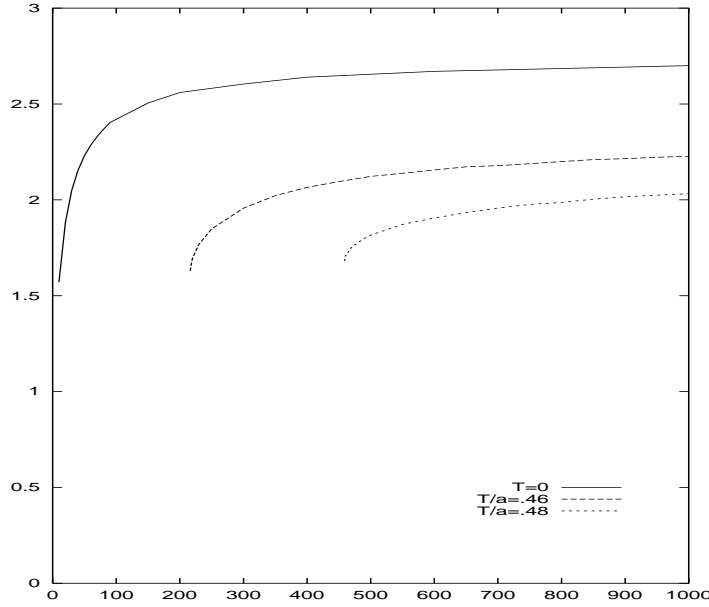


Figure 6: m_{dyn} versus jB_j^2

dynamical mass and higher critical magnetic field.

We depict in figure 7 the phase diagram T_c versus jB_c and make the comparison with the constant mass approximation (where m_1 does not depend on l) discussed in appendix B. We see that the constant mass approximation systematically underestimates the critical temperature $T_c(B)$ and that this one is almost independent from the magnetic field for $jB_j^2 > 100$: Going beyond the constant mass approximation we find that the critical temperature increases with jB_j^2 and reaches asymptotically the value $T_c^1 = 2$ when $jB_j^2 \rightarrow 1$. The fact that the temperature increases with increasing magnetic field is consistent with similar studies made in the Gross-Neveu model [17].

It is interesting to compare the momentum-dependent case with the constant mass approximation along paths of constant temperature or constant magnetic field. In figure 8 we compare the constant mass approximation and the momentum dependent dynamical mass for a given value of the magnetic field. We see in the constant mass approximation that the dynamical mass is overestimated, as was found in [6], but that the critical temperature is smaller than in the momentum dependent study.

In figure 9 we fix the temperature and plot the dynamical mass m_{dyn} as a function of the magnetic field for both the momentum-dependent case and the constant mass approximation. The constant mass approximation is seen to overestimate the dynamical mass for most of the range of the magnetic field; in addition the critical magnetic field turns out to be bigger for this approximation than for the momentum-dependent case. An important remark should be made here. For sufficiently high magnetic field strength the critical temperature is almost independent from the magnetic field. This means that if the temperature is set to a sufficiently large value, it will not be possible to find a corresponding critical field. Incidentally, this was the reason why we have chosen a safely low value for the temperature in figure 9. The results of figures 8 and 9, are consistent with the phase diagram, where it was found that the constant

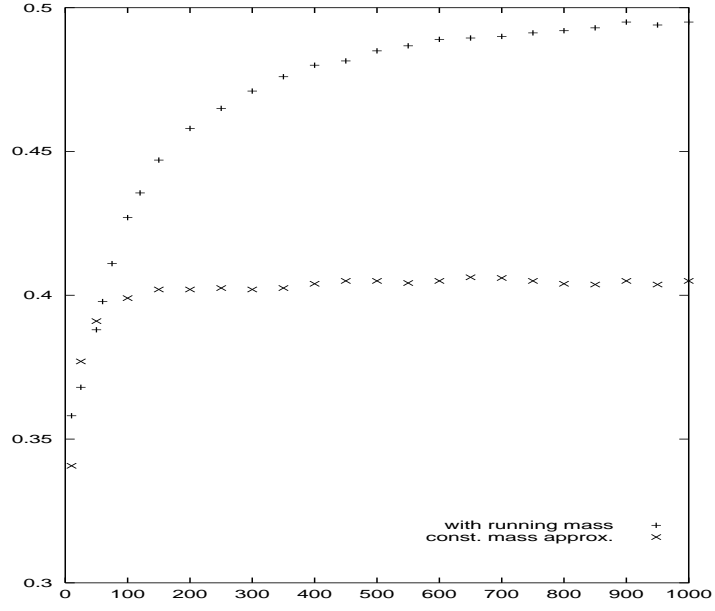


Figure 7: $T_c =$ versus $j_B j^{1=2} =$

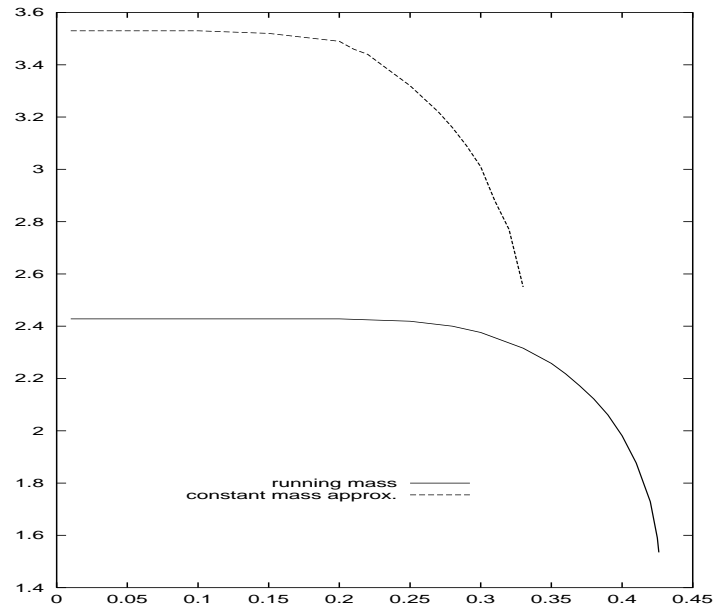


Figure 8: $m_{\text{dyn}} =$ versus $T =$ for $j_B j^{1=2} = 100$

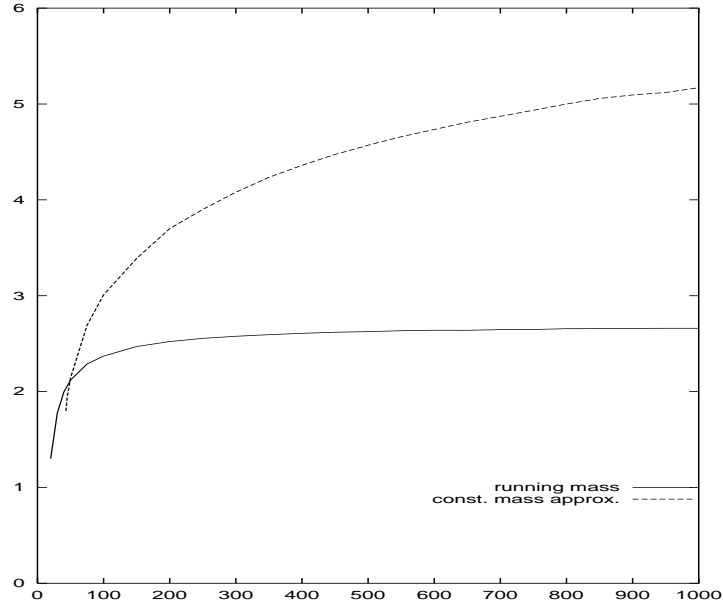


Figure 9: $m_{\text{dyn}} =$ versus $j_B j^{1=2} =$ for $T = 0.3$:

mass approximation underestimates the critical temperature (for constant magnetic field) and overestimates the critical magnetic field (for constant temperature) \square

Finally we show in figure 10 the ratio $2m_{\text{dyn}}(T=0)/T_c$ versus $j_B j$, where $m_{\text{dyn}}(T=0)$ is the dynamical mass that is obtained at the limit $T=0$. This ratio is an important parameter for superconductivity theories. We find out that this ratio is of order 10 and approximately constant over the whole range of $j_B j$ considered here; this is consistent with the result obtained before in [2] where $j_B j = 0$, which shows that the magnetic field has no important influence on this ratio.

As a side remark, we computed the condensate

$$\langle \bar{\psi} \psi \rangle^D = \lim_{x \rightarrow y} \text{tr} G(x; y) = \text{tr} \int_1^Z \frac{d^2 p_\perp}{(2\pi)^2} G_1(p_\perp) \quad (38)$$

which is another order parameter for this transition. The LLL approximation gives:

$$\begin{aligned} \langle \bar{\psi} \psi \rangle^D &= 4i \int_1^Z \frac{d^2 p_\perp}{(2\pi)^2} e^{ip_\perp^2 = j_B j} i \text{tr}_1 \frac{M_1}{Z_1^2 \omega_1^2 + M_1^2} \\ &= \frac{j_B j}{T} \int_1^Z \frac{M_1}{Z_1^2 \omega_1^2 + M_1^2} \end{aligned} \quad (39)$$

and we noticed numerically that $\langle \bar{\psi} \psi \rangle = j_B j$ almost does not depend on the temperature or the magnetic field, taking into account the momentum dependence of the self energy. When $T > T_c$ or $j_B j < j_{Bc}$, the condensate is zero since the only solution for the series M_1 is $M_1 = 0$ for all l . The constant mass approximation is obtained very easily with the method of summation described in appendix B and the result reads

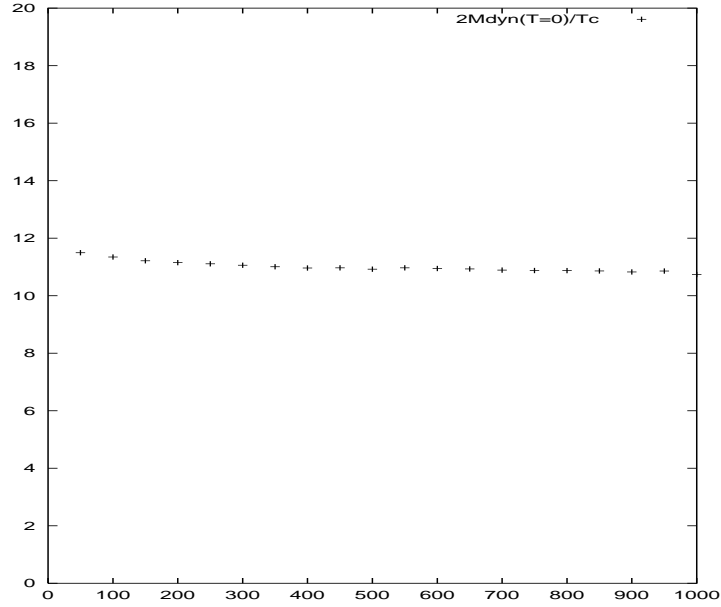


Figure 10: Ratio $2m_{\text{dyn}}(T=0)/T_c$ versus $j_B j^2$

$$\frac{D}{0j} - \frac{E}{j} = \frac{j_B j}{2} \tanh \frac{j}{2} \quad (40)$$

which shows that the condensate vanishes at the critical temperature or the critical field, when $j_0 = 0$. We note that an analytical computation of the condensate beyond the LLL approximation and the constant mass approximation has been performed in [16], leading to (40) when $j_B j \ll 1$.

6 Discussion

The effect of external magnetic fields on the state of the condensate is of great interest, in view of recent experiments with high- T_c cuprates pertaining to the thermal conductivity of quasiparticle excitations in the superconducting state [18]. It is argued that quasiparticle thermal conductivity plateaux in a high-magnetic-field phase of these materials indicate the opening of a gap for strong magnetic fields, depending on the intensity of the external field, when the latter is applied perpendicularly to the cuprate planes. The phenomenon appears to be generic for systems of charged Dirac fermions in external magnetic fields, in the sense that strong enough magnetic fields are capable of inducing spontaneous formation of neutral condensates, whose magnitude scales with the magnetic field strength [3, 19, 21, 20]. Such gaps disappear at critical temperatures of the order of the gap.

The authors of [18] find that, for strong enough magnetic fields of 0 [1]–0 [10] Tesla, there are plateaux in the thermal conductivity of quasiparticle excitations about the d-wave state (in particular about the nodes of the d-wave superconducting gap). Such plateaux are interpreted as an indication of the opening of a new gap, induced by the magnetic fields at the nodes. These plateaux disappear at a critical temperature that depends on the magnetic field

intensity, and in particular they report the empirical relation:

$$T_c^{\text{exp}} / \sqrt{B} \quad (41)$$

for the dependence of the observed critical temperature on the external magnetic field strength.

The mass gap (that is, the dynamical mass at zero temperature) has been found in [6] to be linear in \sqrt{B} so the critical temperature is expected to be linear in \sqrt{B} : The above has been a conjecture from the zero temperature case, but a genuine finite temperature calculation had to be done before one could draw definite conclusions. The relevant results are contained in figure 7 and we may conclude the following:

In the constant mass approximation the critical temperature $T_c =$ is constant (its value is about 0.4) for a wide range of the magnetic field. The critical temperature depends on the magnetic field only for relatively small field strengths. We note that this calculation has been done assuming a strong magnetic field, so one cannot explore the region of very small fields in a reliable way. Note that because of the choice of axes in figure 7 a square root dependence would show up as a straight line, which may be identified with the tangent to the curve. Thus the possibility that the behaviour of the critical temperature on the magnetic field conforms to the experimental result (41) is restricted to a small range of magnetic field strengths (approximately up to $\sqrt{B} \approx 50$):

In the case of the momentum-dependent fermionic selfenergy the situation changes qualitatively: a straight line, corresponding to a square-root-like dependence fits to the data up to the value $\sqrt{B} \approx 150$: Then the curve levels off and T_c approaches 0.5: which is somewhat bigger than the strong field limit in the constant mass approximation. However it is not clear what this "saturation" phenomenon implies for the superconductor case: if the field strength becomes very big, it will move the system out of the superconducting phase, so the whole calculation is not relevant any more. It appears that one should stay at a safe distance from both the "too weak" field region (where the LLL approximation collapses) and the "too strong" field regime, which the physical phenomenon may disappear⁴. For not too extreme fields the square root empirical relationship appears to persist in the momentum dependent case for relatively stronger fields than it is possible for the constant mass approximation.

Acknowledgements

This work has been done within the TMR project "Finite temperature phase transitions in particle Physics", EU contract number: FM RX-CT 97-0122. The authors would like to acknowledge financial support from the TMR project.

A Strong field approximation for the longitudinal polarization tensor

Starting from the relations (27) and (35), we compute here the asymptotic forms of Π^0 and Π^T in the strong field limit where the dominant contribution in the integration over u comes

⁴We thank the referee for pointing this out.

from the region $u \gg 1$, which can be seen with the change of variable $u \rightarrow u + j_B j$. We will use the dimensionless parameters previously introduced. For the temperature independent part, we can take $\beta = 0$ and we write that for $u \gg 1$:

$$\frac{\cosh uv - v \coth u \sinh uv}{\sinh u} \sim (1-v)e^{u(1-v)} + (1+v)e^{-u(1+v)} \\ e^{\frac{k_2^2}{j_B j} \frac{\cosh u - \cosh uv}{2 \sinh u}} \sim e^{\frac{k_2^2}{2 j_B j}} \quad (42)$$

such that we obtain from (27)

$$\rho_n(k_2) \sim \frac{\tilde{\rho} k_2^2}{2} e^{\frac{k_2^2}{2 j_B j}} \int_0^1 du \int_1^1 dv \frac{1}{u} e^{-u \left(2 + \frac{v^2}{4}\right) \frac{j_n^2}{2}} (1-v)e^{u(1-v)} + (1+v)e^{-u(1+v)} \\ = \frac{\tilde{\rho} k_2^2}{2} e^{\frac{k_2^2}{2 j_B j}} \int_1^1 dv \frac{1-v}{1 + \frac{1-v^2}{4} \frac{j_n^2}{2}} \int_0^1 du \frac{1}{u} e^{-u} \\ = \frac{\tilde{\rho}}{2} \frac{k_2^2}{2} e^{\frac{k_2^2}{2 j_B j}} \frac{1}{2 + \frac{j_n^2}{2}} \quad (43)$$

For the temperature dependent part, we have to keep $\beta \neq 0$ for the reason previously explained and we will consider the dominant term in the strong field approximation, i.e.

$$\frac{T_n(k_2)}{j_B j} \sim \frac{\tilde{\rho}}{t^2} \int_1^1 (1-v)^{1/2} \int_0^1 du \int_1^1 dv e^{\frac{k_2^2}{j_B j} \frac{\cosh u - \cosh uv}{2 \sinh u}} u \left(2 + \frac{1-v^2}{4} \frac{j_n^2}{2}\right) \\ \frac{\coth u}{u^{3/2}} e^{-\frac{j^2}{4ut^2}} \cos[nl(1+v)] \\ \sim \frac{\tilde{\rho}}{t^2} e^{\frac{k_2^2}{2 j_B j}} \int_1^1 (1-v)^{1/2} \int_1^1 dv \cos[nl(1+v)] \int_0^1 \frac{du}{u^{3/2}} e^{-u \left(2 + \frac{1-v^2}{4} \frac{j_n^2}{2}\right) - \frac{j^2}{4ut^2}} \quad (44)$$

We first have the following integration over u which leads to the Bessel function $K_{1/2}$:

$$I(a;b) = \int_0^1 \frac{du}{u^{3/2}} e^{-au - \frac{b}{u}} = 2 \frac{a^{-1/4}}{b} K_{1/2}(2\sqrt{ab}) = \frac{r}{b} e^{-2\sqrt{ab}} \quad (45)$$

with $a = 2 + \frac{1-v^2}{4} \frac{j_n^2}{2}$ and $b = \frac{j^2}{4t^2}$. Then we approximate the integration over v by interpolating between the asymptotic expression of the integral when $n \gg 1$ and the one with $n = 0$. When $n \gg 1$, the oscillations of the integrand make the contributions of opposite sign cancel, such that the dominant contribution for the integral comes from the region $1 - \frac{1}{2jn} \leq v \leq 1$ where the cosine does not vanish:

$$J_n(\beta; t) = \int_1^1 dv \cos[nl(1+v)] e^{\frac{1}{t} \left(2 + \frac{1-v^2}{4} \frac{j_n^2}{2}\right)} \\ \sim \int_{1 - \frac{1}{2jn}}^1 dv \cos[nl(1+v)] e^{\frac{1}{t}} = \frac{2}{jn} e^{\frac{1}{t}} \quad (46)$$

We also have $J_0(\tau; t) = 2e^{-\frac{1}{\tau}}$ and therefore we make the ansatz:

$$J_n(\tau; t) = \frac{2e^{-\frac{1}{\tau}}}{1 + \tau^n} \quad (47)$$

With these approximations, we can finally write

$$\frac{T_n(k_\tau)}{\tau^n} = \frac{4}{t} e^{-\frac{k_\tau^2}{2\tau^n}} \frac{1}{1 + \tau^n} e^{-\frac{1}{\tau}} \quad (48)$$

The strong field asymptotic longitudinal polarization tensor is then, from (43) and (48)

$$\frac{33}{\tau^n} (k_\tau) = 2e^{-\frac{k_\tau^2}{2\tau^n}} \left[\frac{1}{2} \frac{k_\tau^2}{\tau^n} \frac{1}{1 + \tau^n} + \frac{2}{t} \frac{1}{1 + \tau^n} \right] e^{-\frac{1}{\tau}} \quad (49)$$

B Constant mass approximation

We compute here explicitly the summation over the Matsubara modes in the integral equation (9) for the dynamical mass in the approximation where the latter does not depend on the Matsubara index l : $\tau_l = \tau_0$. We suppose that the correction to the photon propagator also does not depend on the Matsubara index and keep its transverse momentum dependence only. The integral equation (9) for the dynamical mass with the help of (13) yields (we take $Z_1 = 1$):

$$1 = 2 \int_0^{\tau_0} d\tau \frac{r^2}{r^2 + \tau^2} \frac{1}{\tau} \frac{1}{1 + \tau^n} e^{-\frac{1}{\tau}} \quad (50)$$

where $\frac{1}{\tau} = \frac{1}{\tau_0} \frac{33}{\tau^n} (r^2 \tau^n)$ and the sums over Matsubara modes are

$$\begin{aligned} \frac{1}{\tau} (r; 0) &= \frac{1}{\tau_0} \frac{1}{(\tau_0^2 + \tau^2) [(\tau_0^2 + \tau^2) + r^2]} \\ \frac{2}{\tau} (r; 0) &= \frac{1}{\tau_0} \frac{1}{(\tau_0^2 + \tau^2) [(\tau_0^2 + \tau^2) + r^2]} \end{aligned} \quad (51)$$

$\frac{1}{\tau}$ has been computed in [22] and we shortly repeat here the steps of the computation. $\frac{1}{\tau}$ can be expressed in terms of the contour integral

$$\frac{1}{\tau} (r; 0) = \frac{1}{2i} \oint_C d\tau \frac{1}{1 + e^{-\tau}} \frac{1}{(\tau_0^2 + \tau^2) [r^2 + (\tau_0^2 + \tau^2)]} \quad (52)$$

The contour C runs around the poles $i(2l+1)\tau_0$ of the Fermi-Dirac distribution function with residues equal to $1/\tau_0$. This contour can be deformed to run around the 4 poles τ_0 and $r + i\tau_0$ of the rational fraction. One must not forget that this deformation leads to an overall minus sign since we travel along the new contour in the clockwise direction. The summation over the 4 corresponding residues gives then

$$\frac{1}{\tau} (r; 0) = \frac{1}{2\tau_0} \tanh \frac{\tau_0}{2} \frac{1}{(\tau_0^2 + r^2) \tau_0^2 + 4\tau_0^2 \tau_0^2}$$

$$+ \frac{1}{2r} \coth \frac{r}{2} \frac{\tilde{r}^2}{(\tilde{r}_0^2 + r^2)^2 + 4r^2 \tilde{r}_0^2} \quad (53)$$

where $\tilde{r} = \frac{q}{jB} j = 1/t$.

\tilde{r}_0^2 is simply given by $\tilde{r}_0^2(r; 0) = \frac{1}{2r} \frac{q}{\partial r} \frac{1}{t}(r; 0)$; so:

$$\begin{aligned} \tilde{r}_0^2(r; 0) = & \frac{1}{2r_0} \tanh \frac{\tilde{r}_0}{2} \frac{(r^2 + \tilde{r}_0^2 + \tilde{r}_0^2)^2}{[(r^2 + \tilde{r}_0^2 + \tilde{r}_0^2)^2 + 4r^2 \tilde{r}_0^2]} \\ & + \frac{\tilde{r}_0}{8r^2 \sinh^2(\frac{\tilde{r}_0}{2})} \frac{\tilde{r}_0^2 + r^2 + \tilde{r}_0^2}{(\tilde{r}_0^2 + r^2 + \tilde{r}_0^2)^2 + 4r^2 \tilde{r}_0^2} \\ & + \frac{1}{4r^3} \coth \frac{r}{2} \frac{\tilde{r}_0^2 + r^2 + \tilde{r}_0^2}{(\tilde{r}_0^2 + r^2 + \tilde{r}_0^2)^2 + 4r^2 \tilde{r}_0^2} \\ & + \frac{1}{2r} \coth \frac{r}{2} \frac{4\tilde{r}_0^2(\tilde{r}_0^2 + \tilde{r}_0^2)(\tilde{r}_0^2 + r^2 + \tilde{r}_0^2)^2}{[(\tilde{r}_0^2 + r^2 + \tilde{r}_0^2)^2 + 4r^2 \tilde{r}_0^2]^2} \end{aligned} \quad (54)$$

The critical temperature T_c in the constant mass approximation satisfies the equation

$$1 = 2 \int_0^{\tilde{r}_c} dr \tilde{r}^2 \tilde{r}_0^2(r; 0) \frac{r^2 + \tilde{r}_c^2}{r^2 + \tilde{r}_c^2} \tilde{r}_c^2(r; 0) \quad (55)$$

with

$$\begin{aligned} \tilde{r}_0^2(r; 0) = & \frac{\tilde{r}_c}{4} \frac{1}{r^2 + \tilde{r}_c^2} + \frac{1}{2r} \coth \frac{r}{2} \frac{\tilde{r}_c^2 + r^2}{(\tilde{r}_c^2 + r^2)^2} \\ \tilde{r}_0^2(r; 0) = & \frac{\tilde{r}_c}{4} \frac{1}{(r^2 + \tilde{r}_c^2)^2} + \frac{\tilde{r}_c}{8r^2 \sinh^2(\frac{\tilde{r}_c}{2})} \frac{\tilde{r}_c^2 + r^2}{(\tilde{r}_c^2 + r^2)^2} \\ & + \frac{1}{4r^3} \coth \frac{r}{2} \frac{\tilde{r}_c^2 + r^2}{(\tilde{r}_c^2 + r^2)^2} + \frac{1}{2r} \coth \frac{r}{2} \frac{3\tilde{r}_c^2 + r^2}{(\tilde{r}_c^2 + r^2)^3} \end{aligned}$$

where $\tilde{r}_c = \tilde{r}_c$ and $\tilde{r}_0^2(r)$ is the opposite of the strong field asymptotic form of the dimensionless longitudinal polarization tensor (49) for zero Matsubara index taken at the critical temperature:

$$\begin{aligned} \tilde{r}_0^2(r) = & \sim e^{-r^2/2} \frac{1}{2r^2} + \frac{4}{t_c} \lim_{l \rightarrow 0} \sum_{l=1}^{\infty} (-1)^{l+1} l e^{-l^2/2} \\ = & \sim e^{-r^2/2} \frac{1}{2r^2} + \frac{1}{t_c} \end{aligned} \quad (56)$$

where the summation over l has been done to obtain equation (37). The solution of (55) is plotted in figure 7.

References

- [1] K. Farakos and N.E. Mavromatos, *Mod Phys Lett A* 13 (1998), 1019.
- [2] N. Dorey, N. Mavromatos, *Nuc Phys B* 386 (1992), 614.
- [3] V.P. Gusynin, V.A. Miransky, I.A. Shovkovy, *Nucl Phys B* 563 (1999), 361; V.P. Gusynin, V.A. Miransky, I.A. Shovkovy, *Phys Rev. D* 52 (1995) 4718; V.P. Gusynin, V.A. Miransky, I.A. Shovkovy, *Nucl Phys. B* 462 (1996), 249.
- [4] K. Farakos, G. Koutsoumbas, N.E. Mavromatos, A. Menen, *Phys Rev D* 61 (2000), 045005.
- [5] V.C. Zhukovsky, K.G. Klimenko, V.V. Khudiyakov, *Theor Math Phys* 124 (2000), 1132; E.J. Ferrer, V. de la Incera, *Phys Lett B* 481 (2000), 287; D.S. Lee, C.N. Leung, Y.J. Ng, *Phys Rev D* 57 (1998), 5224.
- [6] J.A. Alexandre, K. Farakos, G. Koutsoumbas, *Phys Rev D* 62 (2000), 105017.
- [7] J. Schwinger, *Phys Rev* 82 (1951), 664.
- [8] A. Chodos, K. Everding, D. Owen, *Phys Rev D* 42, (1990), 2881.
- [9] V.P. Gusynin, V.A. Miransky, I.A. Shovkovy, *Phys Rev Lett* 73 (1994), 3499.
- [10] A.V. Shpagin, *hep-ph/9611412*.
- [11] J. Kapusta, *Finite temperature field theory*, Cambridge (1989), section 5.4.
- [12] W. Tsai, *Phys Rev D* 10 (1974), 2699;
- [13] W. Dittrich, *Phys Rev D* 10 (1979), 2385.
- [14] I.J.R. Aitchison, *Z Phys C* 67 (1995), 303.
- [15] J.A. Alexandre, *hep-th/0009204*.
- [16] K. Farakos, G. Koutsoumbas, N. Mavromatos, *Phys Lett B* 431 (1998), 147.
- [17] K.G. Klimenko, *Z Phys C* 54 (1992), 323.
- [18] K. Krishana et al., *Science* 277 (1997), 83.
- [19] D.K. Hong, Y. Kim and S.J. Sin, *Phys Rev D* 54 (1996) 7879.
- [20] D.S. Lee, C.N. Leung and Y.J. Ng, *Phys Rev D* 55 (1997) 6504.
- [21] K. Farakos, N. Mavromatos, *Int. J. Mod Phys. B* 12 (1998) 809.
- [22] V.P. Gusynin, I.A. Shovkovy, *Phys Rev D* 56 (1997), 5251.