

The Sum Rules for Structure Functions of Polarized $e(\gamma)N$ Scattering: Theory vs. Experiment

B.L. Ioŕe

Institute of Theoretical and Experimental Physics
117259, Moscow, Russia

Abstract

The determination of twist-4 corrections to the structure functions of polarized $e(\gamma)N$ scattering by QCD sum rules is reviewed and critically analyzed. It is found that in the case of the Bjorken sum rule the twist-4 correction is small at $Q^2 > 5 \text{ GeV}^2$. However, the accuracy of the today experimental data is insufficient to reliably determine s from the Bjorken sum rule. For the singlet sum rule $\{p+n\}$ the QCD sum rule gives only the order of magnitude of twist-4 correction. At low and intermediate Q^2 the model is presented which realizes a smooth connection of the Gerasimov-Drell-Hearn sum rules at $Q^2 = 0$ with the sum rules for $p_n(Q^2)$ at high Q^2 . The model is in a good agreement with the experiment.

1. Introduction

In the last few years there is a strong interest to the problem of nucleon spin structure: how nucleon spin is distributed among its constituents – quarks and gluons. New experimental data continuously appear and precision increases (for the recent data see [1], [2]). One of the most important item of the information comes from the measurements of the first moment of the spin-dependent nucleon structure functions $g_1(x)$ which determine the parts of nucleon spin carried by u; d and s quarks and gluons. The accuracy of the data is now of a sort that the account of twist-4 terms is of importance when comparing the data with the Bjorken and Ellis-Jaffe sum rules at high Q^2 . On the other side, at low and intermediate Q^2 a smooth connection of the sum rules for the first moments of $g_1(x; Q^2)$ with the Gerasimov-Drell-Hearn (GDH) sum rules [3,4] is theoretically expected. This connection can be realized through nonperturbative Q^2 -dependence only. In my talk I discuss such nonperturbative Q^2 -dependence of the sum rules (see also [5]).

Below I will consider only the first moment of the structure function $g_1(x; Q^2)$

$$p_m(Q^2) = \int_0^1 dx g_{1,p_m}(x; Q^2) \quad (1)$$

The presentation of the material is divided into two parts. The first part deals with the case of high Q^2 . I discuss the determination of twist-4 contributions to p_m by QCD sum rules and with the account of twist-4 corrections and of the uncertainties in their values compare the theory with the experiment. In the second part the case of low and intermediate $Q^2 < 1 \text{ GeV}^2$ is considered in the framework of the model, which realizes the smooth connection of GDH sum rule at $Q^2 = 0$ with the asymptotic form of $p_m(Q^2)$ at high Q^2 .

2. High Q^2

At high Q^2 with the account of twist-4 contributions $p_m(Q^2)$ have the form

$$p_m(Q^2) = a_{p_m}^{as}(Q^2) + b_{p_m}^{tw4}(Q^2) \quad (2)$$

$$a_{p_m}^{as}(Q^2) = \frac{1}{12} \left[\left(1 - a - 3.58a^2 - 20.2a^3 - ca^4 \right) \left[g_A + \frac{1}{3}a_8 \right] + \frac{4}{3} \left[\frac{1}{3}a - 0.55a^2 - 4.45a^3 \right] \frac{N_f}{18} s(Q^2) g(Q^2) \right] \quad (3)$$

$$b_{p_m}^{tw4}(Q^2) = \frac{b_{p_m}}{Q^2} \quad (4)$$

In eq.(3) $a = s(Q^2)$; g_A is the π -decay axial coupling constant, $g_A = 1.260 \pm 0.002$ [6]

$$g_A = u - d \quad a_8 = u + d - 2s = u + d + s: \quad (5)$$

u; d; s; g are parts of the nucleon spin projections carried by u;d;s quarks and gluons:

$$q = \int_0^1 dx \left[q_+(x) - q_-(x) \right] \quad (6)$$

where $q_+(x); q_-(x)$ are quark distributions with spin projection parallel (antiparallel) to nucleon spin and a similar definition takes place for g . The coefficients of perturbative series were calculated in [7-10], the numerical values in (3) correspond to the number of flavours $N_f = 3$, the coefficient c was estimated in [11], $c \approx 130$. In the \overline{MS} renormalization scheme chosen in [7-10] a_8 and a_4 are Q^2 -independent. In the assumption of the exact SU(3) flavour symmetry of the octet axial current matrix elements over baryon octet states $a_8 = 3F - D = 0.59 \pm 0.02$ [12].

Strictly speaking, in (3) the separation of terms proportional to a_8 and a_4 is arbitrary, since the operator product expansion (OPE) has only one singlet in flavour twist-2 operator for the first moment of the polarized structure function { the operator of singlet axial current $j_5^{(0)}(x) = \sum_q q(x) \gamma_5 \gamma_\mu$; $q = u; d; s$. The separation of terms proportional to a_8 and a_4 is outside the framework of OPE and depends on the infrared cut-off. The expression used in (3) is based on the physical assumption that the virtualities p^2 of gluons in the nucleon are much larger than light quark mass squares, $p^2 \gg m_q^2$ [13] and that the infrared cut-off is chosen in a way providing the standard form of axial anomaly [14].

Twist-4 corrections to p_m were calculated by Balitsky, Braun and Koleshchenko (BBK) [15] using the QCD sum rule method.

BBK calculations were critically analyzed in [5], where it was shown that there are few possible uncertainties in these calculations: 1) the main contribution to QCD sum rules comes from the last accounted term in OPE { the operator of dimension 8; 2) there is a large background term and a much stronger influence of the continuum threshold comparing with usual QCD sum rules; 3) in the singlet case, when determining the induced by external field vacuum condensates, the corresponding sum rule was saturated by π -meson, what is wrong. The next order term { the contribution of the dimension 10 operator in the BBK sum rules was estimated by Oganesian [16]. The account of the dimension-10 contribution to the BBK sum rules and estimation of other uncertainties results in (see [5]):

$$b_{p-n} = 0.006 \pm 0.012 \text{ GeV}^2 \quad (7)$$

$$b_{p+n} = 0.035 (\pm 100\%) \text{ GeV}^2 \quad (8)$$

As is seen from (7), in the nonsinglet case the twist-4 correction is small ($< 2\%$ at $Q^2 > 5 \text{ GeV}^2$) even with the account of the error. In the singlet case the situation is much worse: the estimate (8) may be considered only as correct by the order of magnitude.

I turn now to comparison of the theory with the recent experimental data. In Table 1 the recent data obtained by SM C [1] and E 154 (SLAC) [2] groups are presented.

Table 1

	p		n		p n		s (5G eV ²)
SM C	0:132	0:017	0:048	0:022	0:181	0:035	0:276 ^{+0:16} _{-0:40}
combined	0:142	0:011	0:061	0:016	0:202	0:022	0:118 ^{+0:16} _{-0:44}
E 154 (SLAC)	0:112	0:014	0:056	0:008	0:168	0:012	0:339 ^{+0:052} _{-0:063}
EJ/B jsum rules	0:168	0:005	0:013	0:005	0:181	0:002	0:276

In the second line of Table 1 the results of the performed by SM C [1] combined analysis of SM C [1], SLAC-E80/130 [17], EMC [18] and SLAC-E143 [19] data are given. The data presented in Table 1 refer to $Q^2 = 5\text{G eV}^2$. In all measurements each range of x corresponds to each own mean Q^2 . Therefore, in order to obtain $g_1(x; Q^2)$ at fixed Q^2 refs. [1,2] use the following procedure. At some reference scale Q_0^2 ($Q_0^2 = 1\text{G eV}^2$ in [1] and $Q_0^2 = 0:34\text{G eV}^2$ in [2]) quark and gluon distribution were parametrized as functions of x . (The number of the parameters was 12 in [1] and 8 in [2]). Then NLO evolution equations were solved and the values of the parameters were determined from the best fit at all data points. The numerical values presented in Table 1 correspond to $\overline{\text{MS}}$ regularization scheme, statistical, systematic, as well as theoretical errors arising from uncertainty of s in the evolution equations, are added in quadratures. In the last line of Table 1 the Ellis-Ja e (EJ) and Bjorken (B j) sum rules prediction for p ; n and p n , correspondingly are given. The EJ sum rule prediction was calculated according to (3), where $s = 0$, i.e., $a_8 = 0:59$ was put and the last-gluonic term in (3) was omitted. The twist-4 contribution was accounted in the B jsum rule and included into the error in the EJ sum rule. The s value in the EJ and B jsum rules calculation was chosen as $s(5\text{G eV}^2) = 0:276$, corresponding to $s(M_Z) = 0:117$ and $\frac{(3)}{M_S} = 360\text{M eV}$ (in two loops). As is clear from Table 1, the data, especially for n , contradict the EJ sum rule. In the last column, the values of s determined from the B jsum rule are given with the account of twist-4 corrections.

The experimental data on p presented in Table 1 are not in a good agreement. Particularly, the value of p given by E154 Collaboration seems to be low: it does not agree with the old data presented by SM C [20] ($p = 0:136 \pm 0:015$) and E143 [19] ($p = 0:127 \pm 0:011$). Even more strong discrepancy is seen in the values of s , determined from the B jsum rules. The value which follows from the combined analysis is unacceptably low: the central point corresponds to $\frac{(3)}{M_S} = 15\text{M eV}$! On the other side, the value, determined from the E154 data seems to be high, the corresponding $s(M_Z) = 0:126 \pm 0:009$. Therefore, I come to a conclusion that at the present level of experimental accuracy s cannot be reliably determined from the B jsum rule in polarized scattering.

Table 2 shows the values of Σ { the total nucleon spin projection carried by u ; d and s -quarks found from p and n presented in Table 1 using eq.(3). (It was put $g_A = 1:260$; $a_8 = 0:59$, the term, proportional to g is included into Σ).

Table 2: The values of

	From μ_p		From μ_n	
	$A t_s(5G eV^2) = 0.276$	$A t_s(G eV^2)$ given in Table 1	$A t_s(5G eV^2) = 0.276$	$A t_s(5G eV^2)$ given in Table 1
SM C	0.256	0.254	0.264	0.266
Com b.	0.350	0.250	0.145	0.225
E154	0.070 (0.14; 0.25)	0.133 (0.20; 0.30)	0.19 (0.25; 0.14)	0.144 (0.205; 0.10)

In their fitting procedure [2] E154 Collaboration used the values $a_8 = 0.30$ and $g_A = 1.09$. The values of μ_p and μ_n given by E154 at $a_8 = 0.30; g_A = 1.26$ and $a_8 = 0.30; g_A = 1.09$ are presented in parenthesis. The value $a_8 = 0.30$ corresponds to a strong violation of SU(3) flavour symmetry and is unphysical; $g_A = 1.09$ means a bad violation of isospin and is unacceptable. As seen from Table 1, μ is seriously affected by these assumptions. The values of μ found from μ_p and μ_n using SM C and combined analysis data agree with each other only, if one takes for $\mu_s(5G eV^2)$ the values given in Table 1 ($\mu_s = 0.116$ for combined data), what is unacceptable. The twist-4 corrections were not accounted in μ in Table 2: their account, using eqs.(7), (8), results in increasing of μ by 0.04 if determined from μ_p and by 0.03 if determined from μ_n .

To conclude, one may say, that the most probable value of μ is 0.3 with an uncertain error. The contribution of gluons may be estimated as $g(1G eV^2) = 0.3$ (see [5], [21], [22]). Then $g(5G eV^2) = 0.6$ and the account of gluonic term in eq.(3) results in increasing of μ by 0.06. At $\mu = 0.3$ we have $u = 0.83; d = 0.43; s = 0.1$.

3. Low and Intermediate Q^2

The problem of a smooth connection of the Gerasimov-Drell-Hearn (GDH) sum rules [3,4] which holds at $Q^2 = 0$, and the sum rules at high Q^2 attracts attention in the last years [5, 23-25].

In order to connect the GDH sum rule with $\mu_{p,n}(Q^2)$ consider the integrals [26]

$$I_{p,n}(Q^2) = \int_{Q^2=2}^{Z^1} \frac{d}{dQ^2} G_{1,p,n}(\mu; Q^2) d\mu \quad (9)$$

Changing the integration variable to x , (9) can be also identically written as

$$I_{p,n}(Q^2) = \frac{2m^2}{Q^2} \int_0^{Z^1} dx g_{1,p,n}(x; Q^2) = \frac{2m^2}{Q^2} \mu_{p,n}(Q^2) \quad (10)$$

At $Q^2 = 0$ the GDH sum rule takes place

$$I_p(0) = \frac{1}{4} \mu_p^2 = 0.8035; \quad I_n(0) = \frac{1}{4} \mu_n^2 = 0.9149; \quad I_p(0) - I_n(0) = 0.1114 \quad (11)$$

where μ_p and μ_n are proton and neutron anomalous magnetic moments.

The schematic Q^2 dependence of $I_p(Q^2); I_n(Q^2)$ and $I_p(Q^2) - I_n(Q^2)$ is plotted in Fig.1. The case of $I_p(Q^2)$ is especially interesting: $I_p(Q^2)$ is positive, small and decreasing at $Q^2 > 3G eV^2$ and negative and relatively large in absolute value at $Q^2 = 0$. With

$I_n(Q^2)$ the situation is similar. All this indicates large nonperturbative effects in $I(Q^2)$ at $Q^2 < 1 \text{ GeV}^2$.

In [23] the model was suggested, which describes $I(Q^2)$ (and $\Gamma(Q^2)$) at low and intermediate Q^2 , where GDH sum rules and the behaviour of $I(Q^2)$ at large Q^2 were fulfilled. The model had been improved in [24]. (Another model with the same goal was suggested by Sofer and Teryaev [25]).

Since it is known, that at small Q^2 the contribution of resonances to $I(Q^2)$ is of importance, it is convenient to represent $I(Q^2)$ as a sum of two terms

$$I(Q^2) = I^{\text{res}}(Q^2) + I^0(Q^2); \quad (12)$$

where $I^{\text{res}}(Q^2)$ is the contribution of baryonic resonances. $I^{\text{res}}(Q^2)$ can be calculated from the data on electroproduction of resonances. Such calculation was done with the account of resonances up to the mass $W = 1.8 \text{ GeV}$ [27].

In order to construct the model for nonresonant part $I^0(Q^2)$ consider the analytical properties of $I(Q^2)$ in q^2 . As is clear from (9), (10), $I(Q^2)$ is the moment of the structure function, i.e. it is a vertex function with two legs, corresponding to ingoing and outgoing photons and one leg with zero momentum. The most convenient way to study of analytical properties of $I(q^2)$ is to consider a more general vertex function $I(q_1^2; q_2^2; p^2)$, where the momenta of the photons are different, and go to the limit $p \rightarrow 0$; $q_1^2 \rightarrow q_2^2 = q^2$. $I(q_1^2; q_2^2; p^2)$ can be represented by the double dispersion relation:

$$I(q^2) = \lim_{q_1^2 \rightarrow q_2^2 = q^2, p^2 \rightarrow 0} I(q_1^2; q_2^2; p^2) = \int_{s_1}^{\infty} \int_{s_2}^{\infty} ds_1 ds_2 \frac{(s_1; s_2; p^2)}{(s_1 - q_1^2)(s_2 - q_2^2)} + \\ + P(q_1^2) \int_{q_1^2}^{\infty} \frac{(s; p^2)}{s - q_1^2} ds + P(q_2^2) \int_{q_2^2}^{\infty} \frac{(s; p^2)}{s - q_2^2} ds \quad (13)$$

$q_1^2 = q_2^2 = q^2, p^2 \rightarrow 0$

The last two terms in (13) are the subtraction terms in the double dispersion relation, $P(q^2)$ is the polynomial. According to (10), $I(q^2)$ decreases at $|q^2| \rightarrow \infty$; $P(q^2) = \text{Const}$ and the constant subtraction term in (13) is absent. We are interesting in $I(Q^2)$ dependence in the domain $Q^2 < 1 \text{ GeV}^2$. Since after performed subtraction, the integrals in (13) are well converging, one may assume, that at $Q^2 < 2-3 \text{ GeV}^2$ their main contribution comes from vector meson intermediate states, so the general form of $I^0(Q^2)$ is

$$I^0(Q^2) = \frac{A}{(Q^2 + \frac{1}{2})^2} + \frac{B}{Q^2 + \frac{1}{2}}; \quad (14)$$

where A and B are constants, $\frac{1}{2}$ is (or!) mass. The constants A and B are determined from GDH sum rules at $Q^2 = 0$ and from the requirement that at high Q^2 $I^0(Q^2)$ takes place the relation

$$I(Q^2) \sim I^0(Q^2) \sim \frac{2m^2}{Q^2} \text{ as } (Q^2); \quad (15)$$

where $\text{as } (Q^2)$ is given by (3). ($I^{\text{res}}(Q^2)$ fastly decreases with Q^2 and is very small above $Q^2 = 3 \text{ GeV}^2$). These conditions are sufficient to determine in unique way the constant A and B in (14). For $I^0(Q^2)$ it follows:

$$I^0(Q^2) = 2m^2 \text{ as } (Q_m^2) \frac{1}{Q^2 + \frac{1}{2}} - \frac{c^2}{(Q^2 + \frac{1}{2})^2} ; \quad (16)$$

$$c = 1 + \frac{1}{2m^2} \frac{1}{\text{as } (Q_m^2)} \frac{1}{4} + I^{\text{res}}(0) ; \quad (17)$$

where $I_p^{\text{res}}(0) = 1.03$, $I_n^{\text{res}}(0) = 0.83$ [24].

The model and eq.16 cannot be used at high $Q^2 > 5 \text{ GeV}^2$: one cannot believe, that at such Q^2 the saturation of the dispersion relation (13) by the lowest vector meson is a good approximation. For this reason there is no matching of (16) with QCD sum rule calculations of twist-4 terms. (Formally, from (16) it would follow $b_p \approx 0.15$; $b_n \approx 0.07$).

It is not certain, what value of the matching point Q_m^2 should be chosen in (16). This results in 10% uncertainty in the theoretical predictions. Fig.'s 2,3 shows the predictions of the model in comparison with recent SLAC data [28], obtained at low $Q^2 = 0.5$ and 1.2 GeV^2 as well as SMC and SLAC data at higher Q^2 . The chosen parameters are $b_p(Q_m^2) = 0.142$; $b_n(Q_m^2) = 0.061$, corresponding to $c_p = 0.458$; $c_n = 0.527$ in (16), (17). The agreement with the data, particularly at low Q^2 , is very good. The change of the parameters only weakly influences $b_{p,n}(Q^2)$ at low Q^2 .

This work was supported in part by the Russian Foundation of Fundamental Research Grant 97-02-16131, CRDF Grant RP2-132 and Schweizerische Nationalfond Grant 7SUPJ048716.

References

- [1] SM C-Collaboration, hep-ph/9702005, submitted to Physical Review D.
- [2] K Abe et al (E154 Collab.) Phys.Lett. B 405 (1997) 180.
- [3] S Gerasimov, Yad Fiz. 2 (1996) 930.
- [4] S D Drell and A C Hearn, PhysRev.Lett. 16 (1996) 908.
- [5] B L Jöe, hep-ph/9704295, PhysAtNucl. in press.
- [6] R M Barnett et al, Particle Data Group, Phys.Rev. D 54 (1996) 1.
- [7] J K Adair et al, Phys.Rev. D 20 (1979) 627; NuclPhys. B 159 (1979) 99, 165 (1980) 129.
- [8] S A Larin and J A M Vermaseren, Phys.Lett. 259 (1991) 345.
- [9] S A Larin, Phys.Lett. 334 (1994) 192.
- [10] S A Larin, T van Ritbergen and J A M Vermaseren, preprint NIKHEF-97-011 (1997).
- [11] A L Kataev, Phys.Rev. D 50 (1994) 5469.
- [12] S Y Hsueh et al, Phys.Rev. D 38 (1988) 2056.
- [13] R D Carlitz, J C Collins and A H Mueller, Phys.Lett. B 214 (1988) 229.
- [14] S D Bass, B L Jöe, N N Nikolaev and A W Thomas, J Moscow Phys.Soc. 1 (1991) 317.
- [15] I I Balitsky, V M Braun and A V Kolesnichenko, Phys.Lett. 242 (1990) 245, Errata B 318 (1993) 648.
- [16] A Oganesian, hep-ph/9704435, PhysAtNucl, in press.
- [17] M J Alguard et al, Phys.Rev.Lett. 37 (1976) 1261; 41 (1978) 70. G Baum, ibid 51 (1983) 1135.
- [18] J Ashman et al, Phys.Lett 206 (1988) 364; NuclPhys. B 328 (1989) 1.
- [19] K Abe et al. (SLAC E143 Collaboration), Phys.Rev.Lett. 74 (1995) 346.
- [20] D Adams et al, Phys.Lett. B 329 (1994) 399.
- [21] I Balitsky, X Ji, Phys.Rev.Lett. 79 (1997) 1225.
- [22] A Saalfeld, G Piller, L Mankiewicz, Preprint TUM /T 39-97-19, hep-ph/9708378.
- [23] M Anselmino, B L Jöe and E Leader, Sov.JNuclPhys. 49 (1989) 136.
- [24] V Burkert and B L Jöe, JETP, 105 (1994) 1153.

- [25] J. Soer and O. Teryaev, *Phys.Rev.D* 51 (1995) 25.
- [26] B.L. Io e, V.A. Khoze, L.N. Lipatov, *Hard Processes*, v.1, North Holland, Amsterdam, 1984.
- [27] V. Burkert and Z. Li, *Phys.Rev.* 47 (1993) 46.
- [28] K. Abe et al., (SLAC E143 Collaboration) *Phys.Rev.Lett.* 78 (1997) 815.
- [29] P.L. Anthony et al. (SLAC E142 Collaboration),
Phys.Rev.D 54 (1996) 6620.
- [30] K. Abe et al. (SLAC E143 Collaboration), *Phys.Rev.Lett.* 75 (1995) 25.

Figure C options

Fig. 1 The Q^2 -dependence of integrals $I_p(Q^2); I_n(Q^2); I_p(Q^2) - I_n(Q^2)$. The vertical axis is broken at negative values.

Fig. 2 The Q^2 -dependence of $\sigma_p = \sigma_p^0 + \sigma_p^{\text{res}}$ (solid line), described by eqs.(12,16,17). σ_p^{res} (dotted) and σ_p^0 (dashed) are the resonance and nonresonance parts. The experimental points are: the dots from E143 [28], the square - from E143 (SLAC) [19], the cross - SM C-SLAC combined data [1], the triangle from SM C [1].

Fig. 3 The same as in Fig 2, but for neutron. The experimental points are: the dots from E143 (SLAC) measurements on deuteron [28], the square at $Q^2 = 2 \text{ GeV}^2$ is the E142 (SLAC) [29] data from measurements on polarized ^3He , the square at $Q^2 = 3 \text{ GeV}^2$ is E143 (SLAC) [30] deuteron data, the cross is SM C-SLAC combined data [1], the triangle is SM C deuteron data [1].

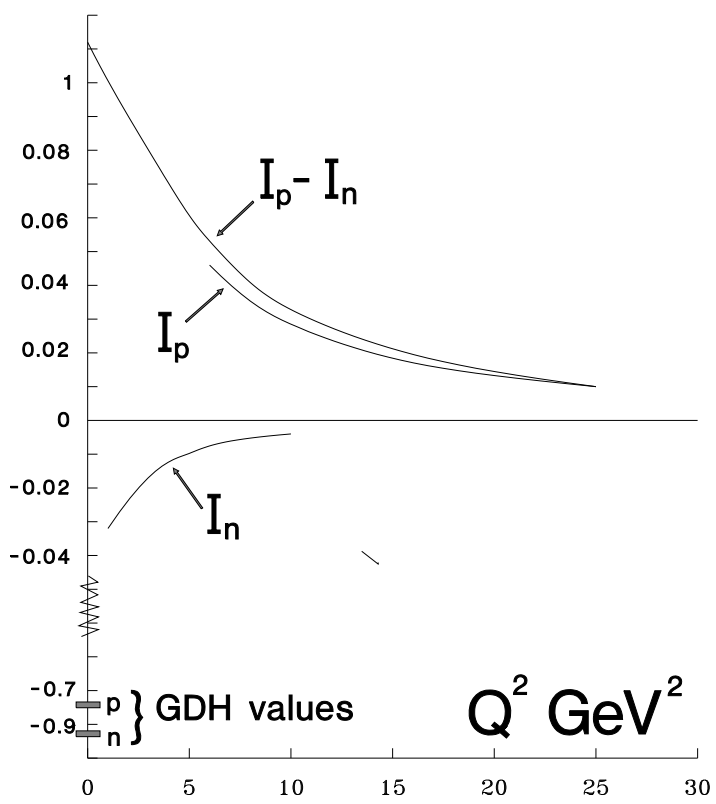


Figure 1:

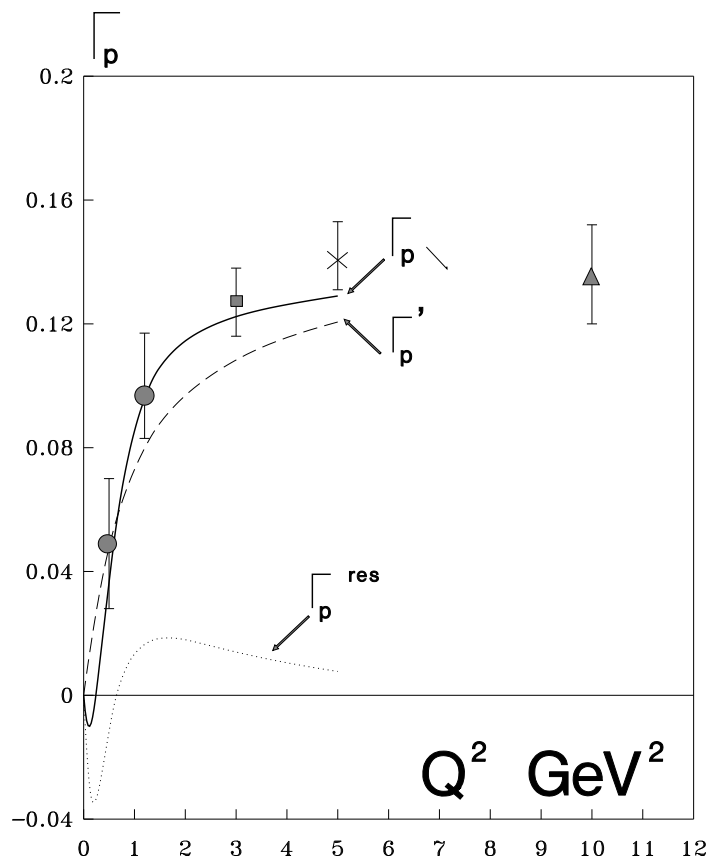


Figure 2:

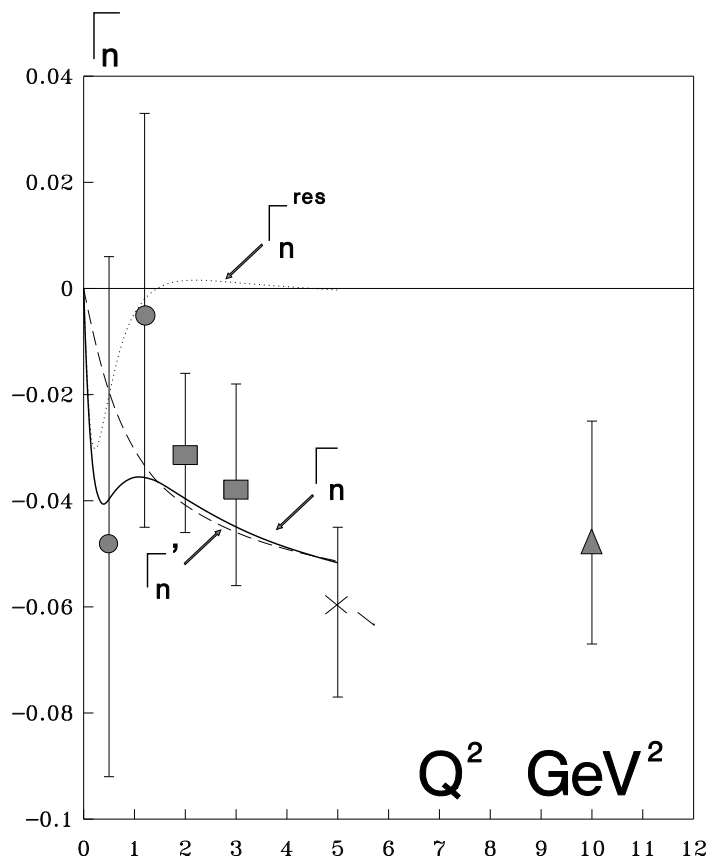


Figure 3: