

ψ Suppression in Pb+Pb Collisions: A New Look at Hadrons vs. Plasma

R. Vogt^{*}

*Nuclear Science Division, Lawrence Berkeley National Laboratory
Berkeley, CA, 94720*

and

*Physics Department, University of California at Davis
Davis, CA, 95616*

Abstract

A reexamination of hadronic comover scattering indicates that this mechanism cannot explain the observed ψ suppression in Pb+Pb interactions. The possibility of quark-gluon plasma formation is therefore considered.

1 Introduction

Ever since it was realized that the ψ suppression by quark-gluon plasma formation predicted by Matsui and Satz [1] could be mimicked by hadronic means, the source of the observed ψ suppression [2] has remained controversial [3, 4, 5, 6, 7, 8, 9]. In this paper we address the compatibility of the data with hadronic models in light of a reanalysis of our previous work [3]. We also discuss a possible quark-gluon plasma origin of the apparent suppression thresholds in the latest Pb+Pb data [10].

^{0*}This work was supported in part by the Director, Office of Energy Research, Division of Nuclear Physics of the Office of High Energy and Nuclear Physics of the U. S. Department of Energy under Contract No. DE-AC03-76SF0098.

2 A Dependence of Hadronic Models

In this section, we show that the most simplistic assumptions of ψ suppression in hadronic interactions lead to the same A dependence for absorption and secondary, or comover, scatterings. In hadron-nucleus, hA , collisions [11]

$$\sigma_{hA \rightarrow \psi} = \sigma_{hN \rightarrow \psi} \int d^2b T_A^{\text{eff}}(b) S_A(b) , \quad (1)$$

where b is the impact parameter, $T_A^{\text{eff}}(b)$ is the effective nuclear profile,

$$T_A^{\text{eff}}(b) = \int_{-\infty}^{\infty} dz \rho_A(b, z) \exp \left\{ - \int_z^{\infty} dz' \rho_A(b, z') \sigma_{\psi N}(z' - z) \right\} , \quad (2)$$

and $\sigma_{\psi N}$ is the cross section for ψ (or $|c\bar{c}g\rangle$) absorption by nucleons. The nuclear density distributions, $\rho_A(b, z)$, are taken from nuclear charge density measurements [12]. The comover survival probability is [11]

$$S_A \approx \exp \left\{ - \int_{\tau_0}^{\tau_I} d\tau \langle \sigma_{\psi \text{co}} v \rangle n(\tau, b) \right\} = \exp \left\{ - \langle \sigma_{\psi \text{co}} v \rangle n_0 \tau_0 \ln \left(\frac{\tau_I}{\tau_0} \right) \right\} , \quad (3)$$

where $\sigma_{\psi \text{co}}$ is the ψ -comover absorption cross section, $v \approx 0.6$ is the relative ψ -comover velocity, and $n(\tau, b)$ is the density of comovers at time τ and impact parameter b . Integrating over τ and relating the initial density to the final hadron rapidity density [13], $n_0 \tau_0 = (\pi R_h^2)^{-1} (dN/dy)$, we have [11]

$$\langle \sigma_{\psi \text{co}} v \rangle \int d\tau n(\tau, b) \approx \frac{\langle \sigma_{\psi \text{co}} v \rangle}{\pi R_h^2} \sigma_{hN} T_A(b) \frac{dN}{dy} \Big|_{y_{\text{cm}}} \ln \left(\frac{\tau_I}{\tau_0} \right) , \quad (4)$$

where $dN/dy|_{y_{\text{cm}}}$, the central rapidity density in an hp collision, is scaled up to hA interactions by $\sigma_{hN} T_A(b)$, the number of participants. Since $\pi R_h^2 \approx \sigma_{hN}$, these two factors cancel. The effective proper lifetime τ_I over which the comovers, formed at time τ_0 , interact with the ψ is $\tau_I \sim R_h/v$.

Expanding the exponentials in eqs. (2) and (3) to terms linear in cross section, integrating eq. (1) and re-exponentiating, we obtain [11]

$$\frac{\sigma_{hA \rightarrow \psi}}{A \sigma_{hN \rightarrow \psi}} \approx \exp \left\{ - \frac{9A^{1/3}}{16\pi r_0^2} \left[\sigma_{\psi N} + 2 \langle \sigma_{\psi \text{co}} v \rangle \ln \left(\frac{\tau_I}{\tau_0} \right) \frac{dN}{dy} \Big|_{y_{\text{cm}}} \right] \right\} \quad (5)$$

$$= \exp \left\{ - A^{1/3} (\eta + \beta) \right\} . \quad (6)$$

For large targets with $A > 50$, $A^{1/3} \approx \ln A$ so that

$$\frac{\sigma_{hA \rightarrow \psi}}{\sigma_{hN \rightarrow \psi}} = A^{1-\eta-\beta} = A^\alpha . \quad (7)$$

The comover contribution to α could be significant [11] unless $\sigma_{\psi\text{co}}$ is strongly reduced at low energies [14] (although see also [15]), τ_I is very short or dN/dy is small. In most recent analyses [3, 4, 6, 7, 16], an effective value of $\sigma_{\psi N}$ including both effects is determined from α .

Unfortunately the identical nature of the two contributions to eq. (7) suggests that they may be inextricably intertwined. Experimental constraints on $\sigma_{\psi N}$ and $\sigma_{\psi\text{co}}$ would clearly be valuable. Exclusive ψ production in near threshold $\bar{p}A$ interactions [17] and an inverse kinematics experiment [18] could clarify $\sigma_{\psi N}$. A measurement of dN/dy associated with ψ production could place limits on the comover contribution.

3 E_T Dependence of Hadronic Models

The transverse energy, E_T , dependence of ψ production in nucleus-nucleus collisions is generally compared to Drell-Yan, DY, production, uninfluenced by final-state interactions. The ψ /DY ratio as a function of E_T is

$$\frac{B\sigma_\psi}{\sigma_{\mu^+\mu^-}}(E_T) = \frac{B\sigma_{pp \rightarrow \psi} \int d^2b \int d^2s T_A^{\text{eff}}(b) T_B^{\text{eff}}(|\vec{b} - \vec{s}|) S_{AB}(b, s) p(E_T; b)}{\sigma_{pp \rightarrow \mu^+\mu^-} \int d^2b \int d^2s T_A(b) T_B(|\vec{b} - \vec{s}|) p(E_T; b)} . \quad (8)$$

The probability to produce E_T at impact parameter b , $p(E_T; b)$, is a Gaussian with mean $\bar{E}_T(b) = \epsilon_N N_{AB}(b)$ proportional to the number of participants and standard deviation $\sigma^2(b) = \omega \epsilon_N \bar{E}_T(b)$ [11]. The parameters ϵ_N , the energy per participant, and ω are chosen to agree with the NA38/NA50 neutral E_T distributions. In S+U interactions with $1.7 < \eta < 4.1$ [19], $\epsilon_N = 0.74$ GeV while in Pb+Pb interactions with $1.1 < \eta < 2.3$ [2], $\epsilon_N = 0.4$ GeV. We use $\omega = 3.2$ but note that the precise value of ω only weakly influences the ψ /DY ratios. In Fig. 1 the Drell-Yan E_T distributions are shown normalized to the pp cross section at 200 GeV. (See also [20].)

The ψ , ψ' and χ_c are assumed to interact with nucleons while in $|c\bar{c}g\rangle$ color octet states with a lifetime of ≈ 0.3 fm [22]. Because the final charmonium state has formed by the time it interacts with comovers, the $\sim 30\%$ χ_c

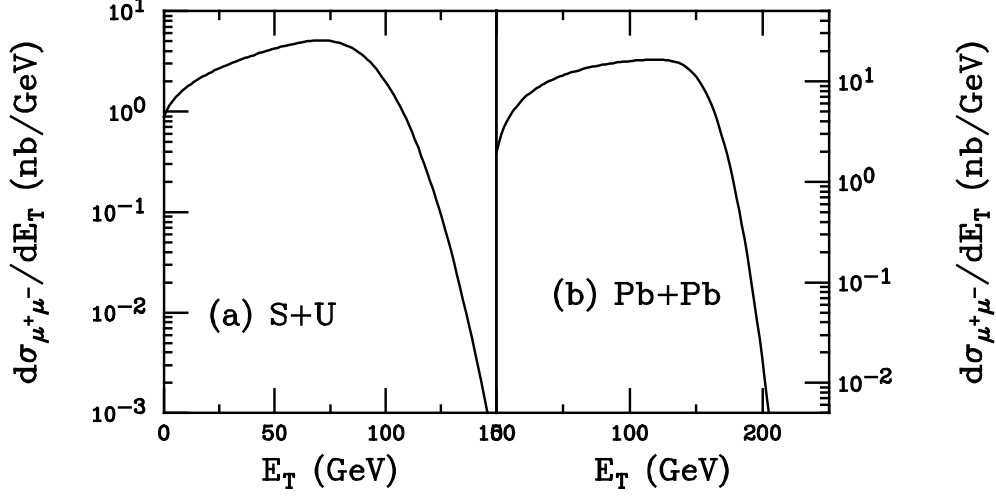


Figure 1: The E_T distributions of Drell-Yan pairs with $2.9 < M < 4.5$ GeV in (a) S+U and (b) Pb+Pb interactions. The pp normalization is calculated at 200 GeV with the GRV LO [21] distributions and $|\cos \theta_{CS}| < 0.5$.

[23] and $\sim 12\%$ ψ' [24] decay contributions to ψ production are considered separately. To include ψ' and χ_c feeddown to the ψ , we scale the ψ' and χ_c comover cross sections relative to $\sigma_{\psi\text{co}}$ by the squares of the radii [25] so that $\sigma_{\psi'\text{co}} \approx 3.8\sigma_{\psi\text{co}}$, $\sigma_{\chi_c\text{co}} \approx 2.4\sigma_{\psi\text{co}}$ and

$$S_{AB}(b, s) = 0.58 S_{\psi}(b, s) + 0.3 S_{\chi_c}(b, s) + 0.12 S_{\psi'}(b, s) . \quad (9)$$

In Refs. [3, 16] the density of comovers was assumed to be directly proportional to E_T , $n_{\text{co}} = \bar{n}E_T/\bar{E}_T(0)$ with $\tau_0 \approx 2$ fm and $\tau_I \approx R_A/v$. However, since E_T is proportional to the number of participants, we replace $n_0\tau_0$ by $n_{AB}(b, s)$, the participant density [9],

$$S_{AB}(b, s) = \exp \left\{ -\langle \sigma_{\text{co}} v \rangle n_{AB}(b, s) \ln \left(\frac{\tau_I(b)}{\tau_0(b, s)} \right) \right\} , \quad (10)$$

similar to Ref. [4]. The comover formation time, a function of the path length L [26, 27], $\tau_0(b, s) = 1 + L_A(b, s)/\gamma_A(b, s) + L_B(b, s)/\gamma_B(b, s)$, is ~ 2 fm in central collisions and ~ 1 fm in very peripheral collisions. The comovers interact with the ψ only if $\tau_I(b) > \tau_0(b, s)$ where

$$\tau_I(b) = \begin{cases} R_A/v & b < R_B - R_A \\ (R_A + R_B - b)/(2v) & R_B - R_A < b < R_B + R_A \end{cases} . \quad (11)$$

Figure 2 shows the ψ /DY ratios for $\sigma_{\psi N} = 7.3$ mb and 4.8 mb. Comovers are included when $\sigma_{\psi N} = 4.8$ mb. Previously [3, 16] we used $\sigma_{\psi\text{co}} \approx 2\sigma_{\psi N}/3 = 3.2$ mb from quark-counting arguments; here we find $\sigma_{\psi\text{co}} = 0.67$ mb fits the S+U data, similar to the results of Ref. [6]. When feeddown is not included, $\sigma_{\psi\text{co}} = 1.1$ mb produces equivalent agreement. The ψ cross section in pp interactions is fit to the A dependence given each value of $\sigma_{\psi N}$: $\sigma_{pp \rightarrow \psi} = 2.1$ nb for $\sigma_{\psi N} = 4.8$ mb and $\sigma_{pp \rightarrow \psi} = 2.3$ nb for $\sigma_{\psi N} = 7.3$ mb. Assuming the maximum comover pA contribution when $\sigma_{\psi N} = 4.8$ mb is equivalent to an effective $\sigma_{\psi N}$, eqs. (6,7), of ≈ 6 mb, in agreement with the pA data [2]. The values of $\sigma_{pp \rightarrow \psi}$ are in agreement with both the data [2] and low energy parameterizations of the cross section [7, 28] as well as with next-to-leading order calculations [24].

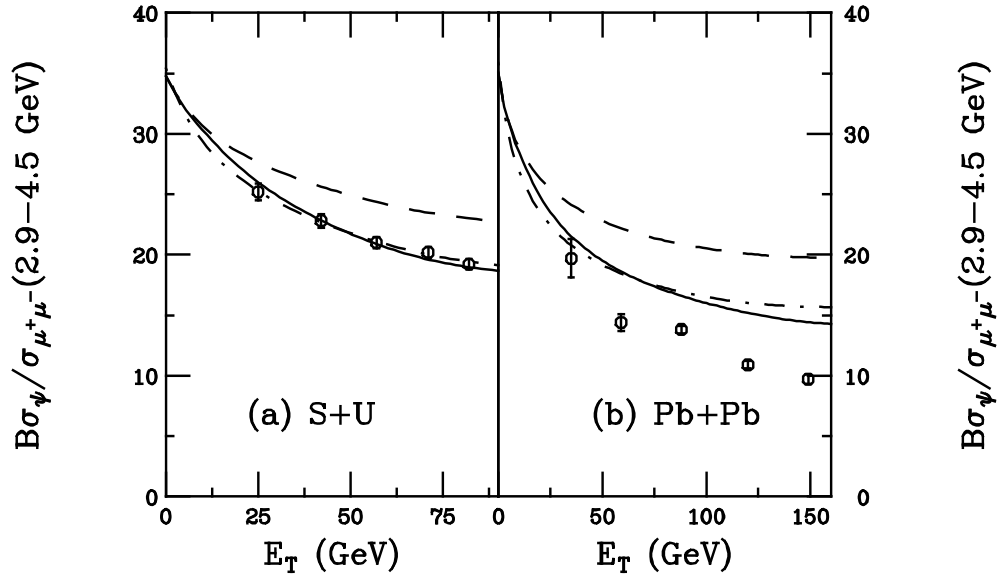


Figure 2: The ψ /DY calculations are compared with data [2] from S+U (a) and Pb+Pb (b) interactions, both at 200 GeV. The solid curve shows $\sigma_{\psi N} = 4.8$ mb and $\sigma_{\psi\text{co}} = 0.67$ mb. The dashed and dot-dashed assume $\sigma_{\psi\text{co}} = 0$ for $\sigma_{\psi N} = 4.8$ mb and $\sigma_{\psi N} = 7.3$ mb, respectively.

The results in Fig. 2 differ from those obtained in Ref. [3] where simultaneous agreement of the model with both the S+U and Pb+Pb data was found. The agreement with the NA38 S+U data [2] has improved over that

of Refs. [3, 16]. However, the result now disagrees with the Pb+Pb data, in accord with the conclusions of Refs. [4, 5]. The major difference lies in the normalization of the ψ/DY ratio, determined from the pp production cross sections in the NA50 phase space. All the data [2, 19, 29] has been isospin adjusted to the pp cross section, continuum mass to $2.9 < M < 4.5$ GeV, projectile energy to 200 GeV, and phase space to $0 < y_{\text{cm}} < 1$ and $|\cos \theta_{\text{CS}}| < 0.5$. The leading order Drell-Yan cross sections were adjusted for mass and isospin using the GRV LO [21] distributions with the NA50 K factor [2]. The isospin correction at $\sqrt{s} = 19.4$ GeV and $2.9 < M < 4.5$ GeV is $pp/\text{Pb+Pb} \approx 1.3$. Since ψ production is dominated by gluon fusion, it is insensitive to isospin. In Refs. [3, 11, 16] the S+U data was compared to the “continuum” mass range, $1.7 < M < 2.7$ GeV, and extrapolated to $|\cos \theta_{\text{CS}}| < 1$. Contrary to what was stated in Ref. [3], the angular adjustment from $|\cos \theta_{\text{CS}}| < 1$ to $|\cos \theta_{\text{CS}}| < 0.5$ was left out of the Pb+Pb calculation. Thus a 23% increase of the normalization in Ref. [3] is needed because while the ψ decays isotropically to leptons [30], requiring a factor of two adjustment, the Drell-Yan cross section, $\propto 1 + \cos^2 \theta_{\text{CS}}$ [31], is adjusted by 2.46. Therefore, although assuming $\sigma_{\psi N} = 4.8$ mb still leads to the earlier conclusion that comovers are necessary to explain the S+U data [11, 16], the Pb+Pb results now suggest that the more absorption is needed.

Other recent comover calculations [6, 7] find simultaneous agreement between the two systems within dynamical models of secondary production, consistent with scaling $n_{\text{Pb+Pb}}$ by a factor of two. If secondary production in the central rapidity region increased $\propto n_{AB}^x$ where $x > 1$, as suggested by recent results from NA49 [32], the discrepancy between our results and the Pb+Pb data could be reduced at high E_T , *e.g.* if $x = 1.3$, ψ/DY decreases 13% at $E_T = 150$ GeV. Agreement of the comover interpretation with the data was also found in Ref. [8]. While some of the differences with our conclusions lie in the choice of model parameters and the specific comover E_T dependence, the results are also rather sensitive to the nuclear density profile. The S+U p_T -dependent data favor a Woods-Saxon density profile over a sharp surface nucleus [26]. However, the precise Woods-Saxon may also affect the agreement of the model with the data. For example, Ref. [6] uses a profile with lower central nuclear densities [33] than those determined from data [12]. In particular, $\rho_{\text{S}}(0, 0)$ is $\approx 35\%$ lower while $\rho_{\text{U}}(0, 0)$ and $\rho_{\text{Pb}}(0, 0)$ are $\approx 10\%$ lower.

The ψ'/ψ ratios [34] are shown in Fig. 3. If $\sigma_{\psi'\text{co}}$ is a free parameter,

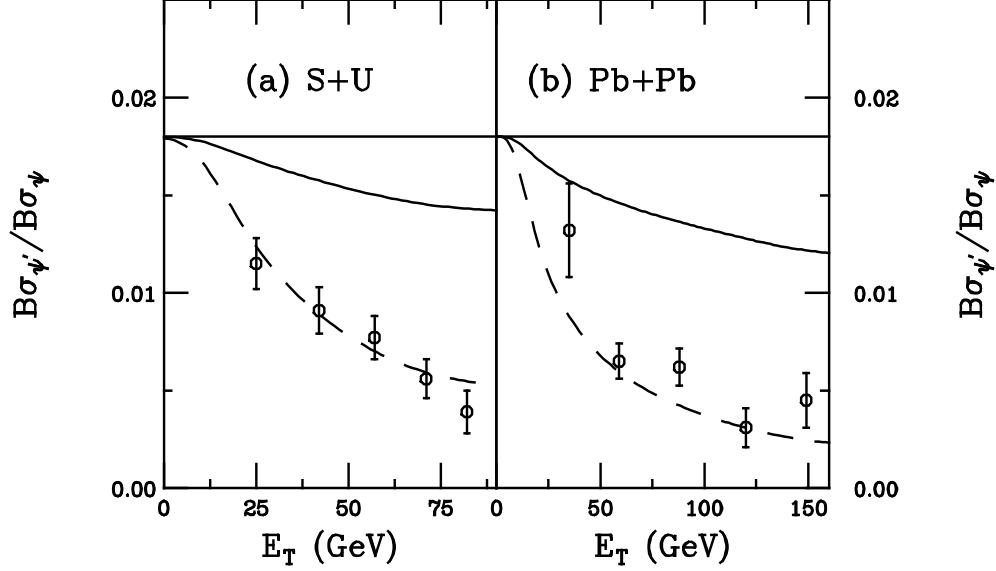


Figure 3: The calculated ψ'/ψ ratio is compared with data from S+U (a) and Pb+Pb (b) collisions [34]. The solid curves show $\sigma_{\psi N} = \sigma_{\psi' N} = 4.8$ mb, $\sigma_{\psi \text{co}} = 0.67$ mb and $\sigma_{\psi' \text{co}} = 3.8\sigma_{\psi \text{co}}$. The dashed curves, neglecting feeddown, take $\sigma_{\psi' \text{co}} = 8.5$ mb.

neglecting feeddown, then $\sigma_{\psi' \text{co}} \approx 7\text{-}8.5$ mb reproduces the observed suppression for $\sigma_{\psi N} = 7.3$ mb with $\sigma_{\psi \text{co}} \approx 0$ and $\sigma_{\psi N} = 4.8$ mb, $\sigma_{\psi \text{co}} = 0.67$ mb respectively. Including feeddown, eq. (9), $\sigma_{\psi' \text{co}} \propto \sigma_{\psi \text{co}}$ and the calculated ratios underpredict the data. Other combinations of $\sigma_{\psi \text{co}}$, $\sigma_{\chi \text{co}}$ and $\sigma_{\psi' \text{co}}$ produce similar ψ/DY results but do not significantly improve agreement with the ψ'/ψ ratios.

4 Suppression by Plasma Screening?

In light of these hadronic results, we speculate as to the nature of ψ suppression by plasma screening. The quarkonium potential is expected to be modified at finite temperatures by the screening mass $\mu(T)$. When $\mu(T) \geq \mu_D$, screening prevents resonance formation at $T = T_D$. The critical values are $\mu_D^{\chi_c} = 0.342$ GeV, $\mu_D^{\psi'} = 0.357$ GeV and $\mu_D^{\psi} = 0.699$ GeV [35]. Whether a simple plasma interpretation is possible depends strongly on $\mu(T)$. Plasma

suppression is possible when the energy density, ϵ , is greater than ϵ_D .

We assume that $\mu(T) = \sqrt{1 + n_f/6} g(T)T$ where $g^2(T) = 48\pi^2/[(33 - 2n_f) \ln F^2]$ with $F = K(T/T_c)(T_c/\Lambda_{\overline{MS}})$ [36]. In SU(3) gauge theory, $T_c = 260$ MeV [37] and $T_c/\Lambda_{\overline{MS}} = 1.03 \pm 0.19$ [38]. A fit to the heavy quark potential at high temperatures yields $K \approx 33.8$ [36]. Lattice results with $n_f = 2$ and 4 suggest $T_c = 170$ MeV and $T_c/\Lambda_{\overline{MS}} = 1.05$ [38]. If the SU(3) value of K is applicable when $n_f > 0$, then for $n_f = 2$ or 3, the χ_c breaks up at $T_D^{\chi_c} \approx 180$ -200 MeV and $\epsilon_D^{\chi_c} = 2.1$ -2.6 GeV/fm³ while the ψ' subsequently breaks up at $T_D^{\psi'} \approx 190$ -210 MeV and $\epsilon_D^{\psi'} = 2.6$ -3.1 GeV/fm³. The ψ itself would not break up until $T > 2T_c$. If $n_f = 4$, $T_D = T_c$ for both the χ_c and ψ' with $\epsilon_D = \epsilon_c \approx 2.1$ GeV/fm³ while $T_D^\psi \approx 370$ MeV. The $n_f = 0$ results are similar to those with $n_f = 4$ albeit with correspondingly larger ϵ due to the higher T_c . However, the high temperature limit is probably invalid for $T/T_c \leq 3.5$ [39]. A fit of K to lattice data for $T \geq T_c$ [36] results in larger values of $\mu(T)$, suggesting $T_D = T_c$ for the χ_c , ψ' and ψ with $\epsilon_D = \epsilon_c \approx 1.3$ -2.1 GeV/fm³ for $n_f = 2$ -4 and $\epsilon_D = \epsilon_c \approx 3.1$ GeV/fm³ for $n_f = 0$.

Thus the ψ /DY ratio could contain one or two thresholds, as suggested by the new Pb+Pb data [10]. We choose three illustrative cases: I) $n_f = 3$, sequential χ_c and ψ' break up; II) $n_f = 4$, $T_D^{\chi_c} = T_D^{\psi'} = T_c$; and III) $T_D = T_c$ for all charmonium states. Cases I and II assume $K \approx 33.8$ while case III takes K from the fit for $T \geq T_c$ [36].

The relationship between ϵ , not directly measurable, and E_T is determined from $n(E_T)$, the average number of subcollisions per area [4, 9, 26]. Using the NA50 prescription [40] to calculate ϵ in Pb+Pb collisions places the maximum ϵ in S+U collisions below the first threshold in the Pb+Pb data [10].

If suppression is assumed to be total at $\epsilon = \epsilon_D$, then sharp thresholds appear, as shown for case I in Fig. 4(a). Such sharp thresholds seem physically unlikely due to the fluctuations in E_T , the finite size of the plasma, and the finite momentum of the charmonium state. The smooth increase of the suppression for $\epsilon > \epsilon_D$ in a plasma with radius R_{Pb} and $p_T^\psi \approx 0$ is shown in the remaining curves. All calculations assume $\sigma_{\psi N} = 4.8$ mb and $\sigma_{\psi co} = 0.67$ mb with eq. (9) modified to include plasma suppression,

$$S_{AB}(b, s) = 0.58 S_\psi^{co} S_\psi^{QGP}(\epsilon) + 0.3 S_{\chi_c}^{co} S_{\chi_c}^{QGP}(\epsilon) + 0.12 S_{\psi'}^{co} S_{\psi'}^{QGP}(\epsilon) . \quad (12)$$

A sudden change of slope in ψ /DY appears when the plasma suppression

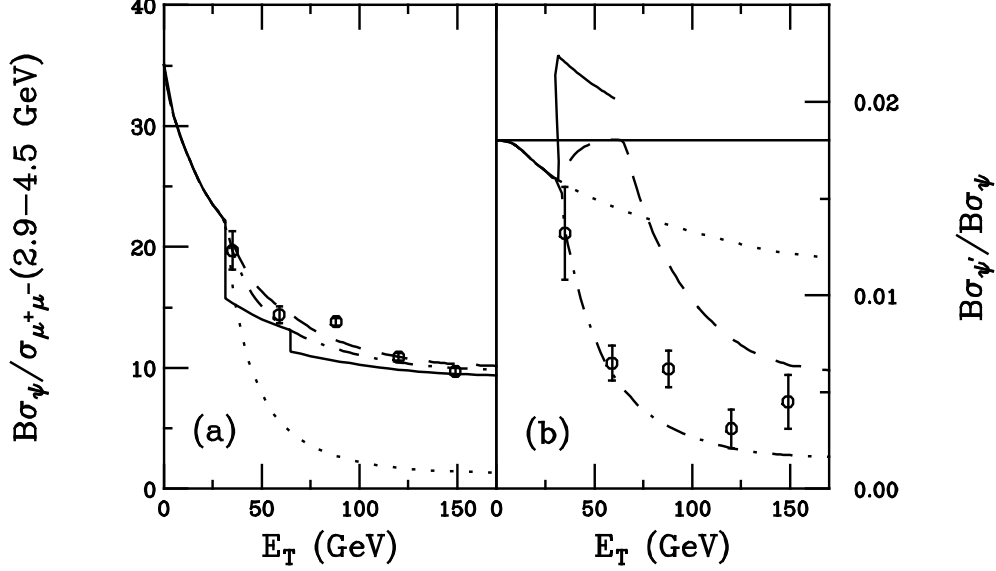


Figure 4: The Pb+Pb ψ /DY [2] (a) and ψ'/ψ [34] (b) ratios at 200 GeV compared to plasma predictions assuming $\sigma_{\psi N} = \sigma_{\psi' N} = 4.8$ mb, $\sigma_{\psi co} = 0.67$ mb and $\sigma_{\psi' co} = 3.8\sigma_{\psi co}$. The solid and dashed curves illustrate case I with total suppression above ϵ_D and with $R = R_{Pb}$ respectively. The dot-dashed and dotted curves correspond to cases II and III with $R = R_{Pb}$.

begins, even without assuming a sharp threshold, not predicted by hadronic models. Note that case III overpredicts the suppression and that the thresholds introduced in case I are somewhat low relative to [10]. Increasing p_T with $R = R_{Pb}$ does not significantly change the suppression pattern. If $R = 1$ fm, the plasma contribution is negligible for $p_T > 4$ GeV in case I and II while case III is comparable to the dashed and dot-dashed curves when $p_T \approx 3$ GeV. Since $\langle p_T \rangle \approx 1$ GeV at $\sqrt{s} = 19.4$ GeV [41], the magnitude of the suppression suggests that only the χ_c and ψ' are suppressed at current energies. Similar results are obtained if $\sigma_{\psi N} = 7.3$ mb and comovers are not included.

The ψ'/ψ ratio assuming feeddown is shown in Fig. 4(b). If a sharp threshold occurs, such as in case I, the ψ'/ψ ratio vanishes above $\epsilon_D^{\psi'}$ and abruptly increases at $\epsilon_D^{\chi_c}$, an unlikely scenario in a real collision. Case II produces agreement with the data but cannot explain why the feeddown scenario disagrees with the S+U data. An enhanced excitation of ψ into ψ'

near the chiral transition [42] could also decrease the ψ'/ψ ratio.

5 Summary

We have reviewed ψ suppression by hadronic means and discussed the E_T dependence of a plasma component in Pb+Pb interactions. We showed that the naive A dependencies of comover scattering and nuclear absorption are identical. We have extended our comover calculation [3] and found that the S+U and Pb+Pb data are not simultaneously described in our approach although agreement in other scenarios with different models of secondary production cannot be ruled out [6, 7, 8]. Thus ψ suppression by plasma production should also be considered.

The plasma models depend strongly on $\mu(T)$. Sharp thresholds do not occur unless introduced, as shown also in [9, 43]. In particular, assuming a central plasma density proportional to $n_{AB}(b, s)$ [9], only an increase in slope occurs at the onset of the plasma phase. The E_T and ϵ correlation needs to be clarified, especially since E_T fluctuations cause the ϵ bins to overlap [10]. A positive plasma indication also needs to be confirmed in other measurements.

Acknowledgments I would like to thank B. Chaurand, M. Gonin and L. Kluberg for discussions about the recent NA50 results and for kind hospitality while visiting the Ecolé Polytechnique. I would also like to thank S. Gavin for enjoyable collaboration and J.-P. Blaizot, M. Gyulassy, V. Koch, R. Mattiello, J.-Y. Ollitrault and H. Satz for discussions.

References

- [1] T. Matsui and H. Satz, Phys. Lett. **B178** (1986) 416.
- [2] M.C. Abreu *et al.* (NA50 Collab.), Phys. Lett. **B410** (1997) 337.
- [3] S. Gavin and R. Vogt, Phys. Rev. Lett. **78** (1997) 1006; Nucl. Phys. **A610** (1996) 442c.
- [4] D. Kharzeev, C. Lourenco, M. Nardi and H. Satz, Z. Phys. **C74** (1997) 307.

- [5] C.-Y. Wong, in Proceedings of the 6th International Conference on Nucleus-Nucleus Collisions, Gatlinburg, USA, 1997, hep-ph/9706504.
- [6] N. Armesto, in Proceedings of the 32nd Rencontres de Moriond, *QCD and High Energy Hadronic Interactions*, Les Arcs, France, 1997; N. Armesto and A. Capella, hep-ph/9705275.
- [7] W. Cassing, in Proceedings of the 32nd Rencontres de Moriond, *QCD and High Energy Hadronic Interactions*, Les Arcs, France, 1997; W. Cassing and E.L. Bratkovskaya, Nucl. Phys. **A623** (1997) 570.
- [8] A. Capella, A. Kaidalov, A. Koulider Akil and C. Gerschel, Phys. Lett. **B343** (1997) 431.
- [9] J.-P. Blaizot and J.-Y. Ollitrault, Phys. Rev. Lett. **77** (1996) 1703.
- [10] M. Gonin *et al.* (NA50 Collab.), in Proceedings of the RHIC Summer Study '97, T. Hallman and S. Kahana, editors.
- [11] S. Gavin and R. Vogt, Nucl. Phys. **B345** (1990) 104.
- [12] C.W. deJager, H. deVries and C. deVries, Atomic Data and Nuclear Data Tables **14** (1974) 485.
- [13] J.D. Bjorken, Phys. Rev. **D27** (1983) 140.
- [14] D. Kharzeev and H. Satz, Phys. Lett. **B334** (1994) 155.
- [15] D. Kharzeev, H. Satz, A. Syamtomov and G. Zinovjev, Phys. Lett. **B389** (1996) 595.
- [16] S. Gavin, H. Satz, R.L. Thews and R. Vogt, Z. Phys. **C61** (1994) 351.
- [17] K. Seth, private communication.
- [18] D. Kharzeev and H. Satz, Phys. Lett. **B345** (1995) 365.
- [19] O. Drapier *et al.* (NA38 Collab.), Nucl. Phys. **A544** (1992) 209c.
- [20] J. Dias de Deus, C. Pajares and C. Salgado, Phys. Lett. **B409** (1997) 474.

- [21] M. Glück, E. Reya and A. Vogt, Z. Phys. **C53** (1993) 127.
- [22] D. Kharzeev and H. Satz, Phys. Lett. **B366** (1996) 316.
- [23] A. Sansoni (CDF Collab.), Nucl. Phys. **A510** (1996) 373c.
- [24] R.V. Gavai *et al.*, Int. J. Mod. Phys. **A10** (1995) 3043.
- [25] J. Hüfner and B. Povh, Phys. Rev. Lett. **58** (1987) 1612.
- [26] S. Gavin and R. Vogt, CU-TP-791, DOE/ER/40561-292-INT96-21-01, submitted to Phys. Rev. **C**.
- [27] C. Gerschel and J. Hüfner, Z. Phys. **C56** (1992) 171.
- [28] G.A. Schuler, CERN Preprint, CERN-TH.7170/94.
- [29] A. Baldit *et al.* (NA51 Collab.), Phys. Lett. **B332** (1994) 244.
- [30] A. Romana, Ph.D. thesis, Universite de Paris Sud, 1980; A. Gribushin *et al.* (E672 Collab.), Phys. Rev. **D53** (1996) 4123; C. Akerlof *et al.* (E537 Collab.), Phys. Rev. **D48** (1993) 5067.
- [31] S. Gavin *et al.*, Int. J. Mod. Phys. **A10** (1995) 2961.
- [32] H. Appelshäuser *et al.* (NA49 Collab.), in Proceedings of the 13th International Conference on Ultra-Relativistic Nucleus-Nucleus Collisions, Tsukuba, Japan, 1997.
- [33] N. Armesto, private communication.
- [34] M. Gonin *et al.* (NA50 Collab.), in Proceedings of the Third International Conference on Physics and Astrophysics of the Quark-Gluon Plasma, Jaipur, India, 1997.
- [35] F. Karsch, M.T. Mehr and H. Satz, Z. Phys. **C37** (1988) 617.
- [36] P. Lévai and U. Heinz, hep-ph/9710463.
- [37] G. Boyd *et al.*, Nucl. Phys. **B469** (1996) 419.
- [38] J. Fingberg, U.M. Heller and F. Karsch, Nucl. Phys. **B392** (1993) 493.

- [39] U.M. Heller, F. Karsch and J. Rank, Phys. Lett. **B355** (1995) 511.
- [40] B. Chaurand, private communication.
- [41] C. Baglin *et al.* (NA38 Collab.), Phys. Lett. **B262** (1991) 362.
- [42] H. Sorge, E. Shuryak and I. Zahed, Phys. Rev. Lett. **79** (1997) 2775.
- [43] D. Kharzeev, M. Nardi and H. Satz, hep-ph/9707308.