

FSI Rescattering in  $B \rightarrow D$  decays via States with  $\pi^0$ ,  $\eta$  and  $\eta'$ Harry J. Lipkin<sup>a,b</sup><sup>a</sup> Department of Particle Physics  
Weizmann Institute of Science, Rehovot 76100, Israel<sup>b</sup> School of Physics and Astronomy  
Raymond and Beverly Sackler Faculty of Exact Sciences  
Tel Aviv University, Tel Aviv, Israel

FTLIPKIN@wisic.weizmann.ac.il

## Abstract

New results going beyond those obtained from isospin and flavor symmetry and subject to clear experimental tests are obtained for effects of FSI in  $B \rightarrow D$  decays to charmless strange final states containing neutral flavor-mixed mesons like  $\pi^0$ ,  $\eta$ , and  $\eta'$ . The most general strong-interaction diagrams containing arbitrary numbers of quarks and gluons are included with the assumptions that any  $q\bar{q}$  pair created by gluons must be a flavor singlet, and that there are no hairpin diagrams in which a final meson contains a  $q\bar{q}$  pair from the same gluon vertex. The smallness of  $K \rightarrow \pi\pi$  suggests that it might have a large CP violation. A sum rule is derived to test whether the large  $K \rightarrow \pi\pi$  requires the addition of an additional glueball or charm admixture. Further analysis from  $D_s$  decay systematics supports this picture of FSI and raises questions about charm admixture in the  $\eta'$ .

The recent observation of large branching ratios for  $B \rightarrow D$  decays into final states containing the  $\eta'$  suggests including these states in treatments of final state rescattering. Mixtures with SU(3) singlet and octet components are not easily treated in SU(3); thus treatments of final state rescattering [1] tend to omit the  $K \rightarrow \pi\pi$  intermediate state. We show how to extend the standard isospin [2] and SU(3) [3,4] treatments of  $B \rightarrow D$  decays to include flavor-mixed final states containing  $\pi^0$ ,  $\eta$ , and  $\eta'$  mesons without introducing additional free parameters. We also apply our new method to otherwise unexplained  $D_s$  decay systematics [5,6].

We exploit known [7] flavor-topology [8] characteristics of quasi-two-body charmless strange decays of  $B$  mesons. The final states all have the quark composition  $sqq\bar{q}$  where  $q\bar{q}$  denotes a pair of the same flavor which can be  $u\bar{u}$ ,  $d\bar{d}$  or  $s\bar{s}$ , and we do not consider the possibility of charm admixture in the final state. The  $q\bar{q}$  pair may come from a very complicated diagram involving many quarks and gluons. But all possibilities for its origin

are illustrated in the diagrams of figures 1-4 and have been discussed in detail [8]. We neglect the contribution of the electro-weak penguin diagram in this work.

Our treatment is based on the following three assumptions:

1. We neglect the contributions of "hairpin diagrams" (see figure 1).
2. We assume that all quark-antiquark pairs created by gluons are flavor singlets and that SU(3) flavor symmetry holds for the fragmentation process in which the final quark-antiquark pairs create the final mesons.
3. We assume a standard pseudoscalar mixing [9,10],

$$j_i = \frac{1}{\sqrt{3}} (P_i + P_d - P_s); \quad j^0_i = \frac{1}{\sqrt{6}} (P_i + P_d + 2P_s) \quad (1a)$$

$$j^0_i = \frac{1}{\sqrt{2}} (P_i - P_d); \quad (1b)$$

where  $P_u, P_d$  and  $P_s$  denote the  $uu, dd$  and  $ss$  components in the  $\rho^0, \omega$  and  $\phi$  pseudoscalar mesons.

The neglect of the hairpin diagrams is based on the Alexander-Frankfurt-Harari-Iizuka-Levin-Okubo-Rosner-Scheck-Veneziano-Zweig rule [11-14], often abbreviated A..Z or OZI. Its first controversial prediction [11]  $(K^+ \rho^0 \rightarrow \pi^+ \pi^0)$  related final states in completely different isospin and flavor-SU(3) multiplets. The experimental confirmation of this prediction [15] showed that final state interactions did not disturb the equality between the production of two completely different states unrelated by any known symmetry. This OZI or A..Z rule arises in the duality diagrams [13] of old-fashioned Regge phenomenology in which the leading Regge t-channel exchanges are dual to s-channel resonances [16] and in the more modern planar quark diagrams in large  $N_c$  QCD [17]. Although no rigorous symmetry derivation has yet been found, it has been repeatedly confirmed in a large variety of experimental results and theoretical analyses for strong interaction three-point and four-point functions [11,14,18].

We therefore neglect the hairpin diagram to obtain predictive power which can be tested with future experimental data. Our first prediction is

$$BR(B \rightarrow K^0 \pi^0) = BR(B \rightarrow K^0 \pi^+) \quad (2)$$

because the  $\rho^0$  and  $\pi^0$  mesons both come only from the  $\bar{u}u$  quark state in all diagrams described by figures 2-4. A previous derivation [19] justified the escape of the final mesons without flavor change by a hand-waving asymptotic freedom argument. The diagrams of figures 2-4 show here that relations like (2) require only exclusion of hairpin diagrams and hold even in the presence of strong final state rescattering via all other quark-gluon diagrams.

We now note that there are only two possible mechanisms for the creation of the  $q\bar{q}$  pair in the final states  $suq\bar{q}$  created by the diagrams of figures 2-4.

- (1) It is created by gluons and must therefore be a flavor singlet denoted by  $(q\bar{q})_1$  (see figure 2); The transition to a final two-pseudoscalar state is therefore:

$$sG_u \rightarrow s(q\bar{q})_1 u \rightarrow \frac{1}{\sqrt{3}} (K^+ P_u + K^0 P_s + P_s K^0) \rightarrow R_{PP} i \quad (3a)$$

The state  $\mathcal{R}_{PP}$  is defined as the neutral two-pseudoscalar state produced by the strong pair creation diagram can be rewritten

$$\mathcal{R}_{PP} = \frac{1}{\sqrt{6}} K^0 + \frac{1}{\sqrt{2}} K^0 + \frac{1}{\sqrt{2}} K^0 + \frac{1}{\sqrt{3}} K^0 \quad (3b)$$

where  $\epsilon$  is a small parameter to introduce a  $K^0$  contribution which vanishes in the SU(3) symmetry limit with the particular mixing [9] angle (1) as a result of a cancellation between the contributions from the  $P_u$  and  $P_s$  components in the wave function. A small but finite value of  $\epsilon$  is suggested for realistic models by the  $K^0$  suppression observed in other experimental transitions [7,20] like decays of strong  $K^0$  resonances known to proceed via an even parity  $us + \text{singlet}$  state. The possibility of a relatively large CP violation in a small  $K^0$  branching ratio is discussed below.

(2) The quark is a  $u$  quark from the weak vertex and the pair can only be  $uu$  (see figures 3 & 4). The transition to a neutral two-pseudoscalar state is therefore:

$$suuu \rightarrow K^0 P_u \quad (4)$$

Only the coherent sum of the amplitudes from the color-favored (see figure 3) and color-suppressed (see figure 4) diagrams is relevant for these charged decays. This simplification provides predictive power and allows crucial tests of the basic assumptions, but does not arise in neutral decays where the two antiquarks have different flavors and the two diagrams lead to different final states.

The decays are thus described by three parameters, an  $\mathcal{R}_{PP}$  amplitude produced by the diagram of figure 2, a  $\mathcal{K}_{P_u}$  amplitude produced by the sum of the contributions from the diagrams of figures 3 and 4, and a relative phase. The one relation obtainable between the decays to four final states is shown below to be the sum rule:

$$\sim(B^+ \rightarrow K^0) + \sim(B^+ \rightarrow K^+) = \sim(B^+ \rightarrow K^0) + \sim(B^+ \rightarrow K^+) \quad (5a)$$

where  $\sim$  denotes the theoretical partial width without phase space corrections.  $K^0$  denotes  $K^0$  for the  $B^+$  decay and  $K^0$  for the  $B^0$  decay. The sum rule is independent of the mixing angle.

These sum rules are of particular interest because of the large experimentally observed branching ratio [21] for  $B^+ \rightarrow K^0$ . A violation favoring  $B^+ \rightarrow K^0$  can provide convincing evidence for an additional contribution [10] like a glueball, charm admixture [22-25] in the  $^0$  wave function or an  $A \rightarrow Z$ -violating hairpin diagram. Present data are not statistically significant. If better data show a violation, the best candidate seems to be the charm admixture originally suggested [22] to explain the anomalously large  $A \rightarrow Z$ -violating cascade decay  $^0 \rightarrow \dots$ . An  $A \rightarrow Z$ -violating gluonic hairpin like the one shown in figure 1 would also contribute to the analogous cascade  $(nS) \rightarrow \dots$  (1S) which so far has not been seen [26].

In the kaon-vector (KV) system the ideal mixing of the  $^0$  system simplifies the treatment to give two equalities; namely eq. (2) and

$$\sim(B^+ \rightarrow K^0) = \sim(B^+ \rightarrow K^+) \quad (5b)$$

Both the sum rule (5a) and the equality (5b) assume SU (3) flavor symmetry for the diagram of figure 2.

The relations (2) and (5b) should provide good experimental tests of our basic assumptions before the data are precise enough to check CP violation. The relation (2) tests the assumption that only the diagrams shown in figures (2-4) contribute. The relations (5b) also require the SU (3) relation between strange and nonstrange pair production in the diagram of figure 2. The experimental test of (5b) can provide useful input to estimate SU (3) symmetry breaking in the sum rule (5a), particularly if an experimental disagreement suggests an additional component in the  $^0$  wave function.

We now examine the dependence of these amplitudes on CKM matrix elements. The two b quark weak decay vertices contributing to these decays are:

$$b \rightarrow u u s \quad (6a)$$

$$b \rightarrow Q Q s \quad (6b)$$

where Q is a heavy quark, c or t. The two vertices depend upon two different products of CKM matrix elements. Their interference can give rise to direct CP violation.

The dominant contribution to the charmless strange B decays is now generally believed to arise from the "gluonic penguin" diagram; the next from the tree diagram. We avoid controversies about what exactly is a penguin and how to include final state interactions by defining amplitudes in terms of their quark decay vertices (6a) or (6b) and flavor topology diagrams (figures 2-4). There are three possible amplitudes which we denote by A, B and C.

A: Quark vertex  $b \rightarrow Q Q s$ ; Strong pair creation diagram (figure 2). This gives

$$B(b \rightarrow u) \rightarrow u Q Q s \rightarrow u(qq)_1 s \rightarrow \mathcal{R}_{PP} i \quad (7a)$$

B: Quark vertex  $b \rightarrow u u s$ ; Sum of weak pair creation diagrams (figures 3-4). This gives

$$B(b \rightarrow u) \rightarrow u u u s \rightarrow K P_u^E \quad (7b)$$

C: Quark vertex  $b \rightarrow u u s$ ; Strong pair creation diagram (figure 2). This gives

$$B(b \rightarrow u) \rightarrow u u u s \rightarrow u(qq)_1 s \rightarrow \mathcal{R}_{PP} i \quad (7c)$$

The A amplitude includes not only the "normal" dominant penguin diagram [19,20] but also other diagrams proportional to the  $b \rightarrow Q Q s$  vertex where the  $Q Q$  pair is annihilated via a final state interaction and sums over contributions from both cc and tt pairs. The B amplitude is the tree including flavor-conserving final state interactions, and the C amplitude is a tree followed by a flavor-changing final state interaction. These are the only possibilities, if the gluonic hairpin diagram is excluded, and include all possible final state interactions that can take place in the black boxes of figures (2-4).

The relative magnitudes and strong phases of these amplitudes are model dependent. They are simply related to the isospin and SU (3) amplitudes conventionally used to treat

$B \rightarrow K$  decays and give no new information for these analyses [2,3]. The new ingredient introduced by flavor-topology analyses [8] is the inclusion of the neutral flavor-mixed meson states. This allows the extension to the  $K^0$  and  $\bar{K}^0$  modes of any dynamical or phenomenological treatment of  $B \rightarrow K$  decays [1] without introducing additional parameters.

The transition matrix for a  $B$  decay into any kaon-pseudoscalar state  $f_i$  can be written as the sum of three terms proportional to the three amplitudes  $A$ ,  $B$  and  $C$ .

$$\langle f_i | T | B^E \rangle = (A + C) \langle f_i | T | P_P^E \rangle + B \langle f_i | T | P_u^E \rangle \quad (8)$$

Note that the amplitudes  $A$  and  $C$  contribute only via the sum  $A + C$  since both lead to the same final state  $f_i$ .

Substituting the relations (3b) into (8) then gives the relations

$$\langle D^0 | T | B^E \rangle = \frac{A + C}{\sqrt{3}}; \quad \langle D^0 | T | B^E \rangle = \frac{A + C}{\sqrt{6}} + \frac{B}{\sqrt{2}} \quad (9a)$$

$$\langle D^0 | T | B^E \rangle = \frac{B}{\sqrt{3}} + \frac{(A + C)}{\sqrt{2}}; \quad \langle D^0 | T | B^E \rangle = \frac{A + C}{\sqrt{2}} + \frac{B}{\sqrt{6}} \quad (9b)$$

$$\langle B \rightarrow K^0 \rangle = \frac{A + C}{3} \quad (10a)$$

$$\langle B \rightarrow K^0 \rangle = \frac{A + C}{6} + \frac{B}{2} + \frac{A + C}{\sqrt{3}} \cos \phi \quad (10b)$$

$$\langle B \rightarrow K^0 \rangle = \frac{B}{3} + \frac{(A + C)^2}{2} + \frac{2(A + C)B \cos \phi}{\sqrt{6}} \quad (10c)$$

$$\langle B \rightarrow K^0 \rangle = \frac{A + C}{2} + \frac{B}{6} + \frac{A + C}{\sqrt{3}} \cos \phi \quad (10d)$$

where  $\phi$  denotes the relative phase of the  $B$  amplitude and the sum of the  $A$  and  $C$  amplitudes.

Direct CP-violation asymmetries are obtained from interference between the  $A$  amplitude and the  $B$  and  $C$  amplitudes which have different weak phases. In the standard model the amplitudes for charge conjugate transitions have the same magnitude and the same strong phase but have opposite weak phase. Thus the transition matrix for a  $B^+$  decay into any kaon-pseudoscalar state  $f$  which is the charge conjugate of the state  $f_i$  in eq. (8) can be written as exactly the same expression (8) in terms of the same three amplitudes  $A$ ,  $B$  and  $C$ , except for modified weak phase factors.

This is most conveniently displayed by writing the amplitudes explicitly in terms of their weak and strong phases,

$$A = |A| e^{iS_A} e^{iW_A}; \quad B = |B| e^{iS_B} e^{iW_B}; \quad C = |C| e^{iS_C} e^{iW_C} \quad (11a)$$

where  $S_A$ ,  $S_B$  and  $S_C$  denote the strong phases of the amplitudes  $A$ ,  $B$  and  $C$  and similarly for the weak phases, and we have noted that  $W_B = W_C$  since they depend upon the same CKM matrix elements. It is also convenient to define three relevant phase differences

$$S_B - S_A - S_C; \quad S_C - S_A - S_C; \quad W_A - W_B \quad (11b)$$

We can then rewrite eq.(8)

$$e^{iS_A} e^{iW_A} \text{hf} jT B^E = (A + C e^{i s_C} e^{i w}) \text{hf} \mathcal{R}_{PP} i + B e^{i s_B} e^{i w} \text{hf} K P_u^E \quad (12a)$$

where A, B, and C now denote the magnitudes of these amplitudes. The charge conjugate amplitude and the direct CP violation asymmetries can then be written.

$$e^{iS_A} e^{iW_A} \text{f} T B^+{}^E = (A + C e^{i s_C} e^{i w}) \text{hf} \mathcal{R}_{PP} i + B e^{i s_B} e^{i w} \text{hf} K P_u^E \quad (12b)$$

$$\text{f} T B^+{}^E \text{f}^2 - \text{hf} jT B^E \text{f}^2 = 4A \sin w \text{f} C \sin s_C \text{hf} \mathcal{R}_{PP} i + B \sin s_B \text{hf} K P_u^E \text{g} \quad (13)$$

$$\sim(B^+ ! K^0 +) - \sim(B^- ! K^0 -) = \frac{4AC \sin w \sin s_C}{3} \quad (14a)$$

$$\sim(B^+ ! K^+ 0) - \sim(B^- ! K^- 0) = \frac{4AC \sin w \sin s_C}{6} + \frac{2AB \sin w \sin s_B}{P \frac{w}{3}} \quad (14b)$$

$$\sim(B^+ ! K^+ -) - \sim(B^- ! K^- -) = \frac{4AB \sin w \sin s_B}{P \frac{w}{6}} \quad (14c)$$

$$\sim(B^+ ! K^+ 0) - \sim(B^- ! K^- 0) = \frac{4AC \sin w \sin s_C}{2} + \frac{2AB \sin w \sin s_B}{P \frac{w}{3}} \quad (14d)$$

The A amplitude is dominated by the penguin and expected to be much larger than the B and C amplitudes. Thus  $\sim(B^- ! K^-)$  is expected to be much smaller than for the other decays. However, to first order in the small parameter  $w$  and the small ratios  $B=A$  and  $C=A$ ,

$$\frac{\sim(B^+ ! K^+ -) - \sim(B^- ! K^- -)}{\sim(B^+ ! K^+ -) + \sim(B^- ! K^- -)} = \frac{6AB \sin w \sin s_B}{P \frac{w}{6B^2}} \quad (15)$$

This is of order  $(A=B)$  while the analogous relative asymmetries for other decay modes are of order  $(B=A)$  and  $(C=A)$ . Thus even though the signal for CP violation (14c) may be small for  $B^+ ! K^+$ , the signal/background ratio (15) may be more favorable. An exact theoretical calculation of  $w$  is not feasible. A good estimate from future data may enable a choice between different decay modes as candidates for observation of direct CP violation.

Higher resonances can be incorporated into the final state rescattering with simplifications from C, P, Bose symmetry and flavor SU(3). Since the vector-pseudoscalar states have opposite parity, the next higher quasi-two-body final states allowed by conservation laws are the vector-vector s-wave and d-wave states. These can be incorporated by using models for the decays of a scalar resonance into these channels and inputs from polarization measurements and branching ratios for the vector-vector states.

The same approach can be used to treat vector-pseudoscalar final states. Expressions for the  $K^-$  decay modes are obtained directly from eqs. (9) and (14) for the  $K^-$  modes and the  $K^0$  and  $K^+$  decays are given by eqs. (2).

For the  $K^0 P$  system the analogs of eqs. (3), (8), (10) and (14) are

$$\mathcal{R}_{VP} i = \frac{1}{P \frac{w}{3}} (K^- P_u^E + K^0 -^E + P_s K^E) = \frac{1}{P \frac{w}{3}} (K^- P_u^E + K^0 -^E - K^- P_s^E) \quad (16a)$$

$$\Re_{VP} i = \frac{1}{6} K^{\circ E} - \frac{1}{3} K^0 + \frac{2}{3} K^E + \frac{1}{3} K^{\circ E} \quad (16b)$$

$$\text{hf } jT B^E = (A_{VP} + C_{VP}) \text{hf } \Re_{PP} i + B_{VP} \text{hf } K^E P_u \quad (17)$$

$$\sim(B \rightarrow K^{\circ}) = \frac{A_{VP} + C_{VP}}{3} \quad (18a)$$

$$\sim(B \rightarrow K^0) = \frac{A_{VP} + C_{VP}}{6} + \frac{B_{VP}}{2} + \frac{A_{VP} + C_{VP}}{3} \frac{B_{VP} \cos \phi_{VP}}{3} \quad (18b)$$

$$\sim(B \rightarrow K^+) = \frac{B_{VP}^2}{3} + \frac{4A_{VP} + C_{VP}}{9} + \frac{4A_{VP} + C_{VP}}{3} \frac{B_{VP} \cos \phi_{VP}}{3} \quad (18c)$$

$$\sim(B \rightarrow K^0) = \frac{A_{VP} + C_{VP}}{18} + \frac{B_{VP}^2}{6} - \frac{A_{VP} + C_{VP}}{3} \frac{B_{VP} \cos \phi_{VP}}{3} \quad (18d)$$

$$\sim(B \rightarrow K^0) + \sim(B \rightarrow K^+) = \sim(B \rightarrow K^0) + \sim(B \rightarrow K^+) \quad (19)$$

$$\sim(B^+ \rightarrow K^0) - \sim(B \rightarrow K^0) = \frac{4A_{VP} C_{VP} \sin \phi_w \sin \phi_{SC}}{3} \quad (20a)$$

$$\sim(B^+ \rightarrow K^+) - \sim(B \rightarrow K^0) = \frac{4A_{VP} C_{VP} \sin \phi_w \sin \phi_{SC}}{6} + \frac{2A_{VP} B_{VP} \sin \phi_w \sin \phi_{SB}}{3} \quad (20b)$$

$$\sim(B^+ \rightarrow K^+) - \sim(B \rightarrow K^+) = \frac{16A_{VP} C_{VP} \sin \phi_w \sin \phi_{SC}}{9} + \frac{8A_{VP} B_{VP} \sin \phi_w \sin \phi_{SB}}{3} \quad (20c)$$

$$\sim(B^+ \rightarrow K^0) - \sim(B \rightarrow K^0) = \frac{4A_{VP} C_{VP} \sin \phi_w \sin \phi_{SC}}{18} - \frac{2A_{VP} B_{VP} \sin \phi_w \sin \phi_{SB}}{3} \quad (20d)$$

where the subscript VP denotes  $K$ -pseudoscalar amplitudes and phases. The weak phase  $\phi_w$  has the same value as for the two-pseudoscalar case. The strong phases  $\phi_{SC}$  and  $\phi_{SB}$  are different.

The odd parity of the final state is seen in eqs. (16) to lead to a reversal of the relative phase of the strange and nonstrange contributions of the  $\rho^0$  and  $\omega$ . This reversal of  $\rho^0/\omega$  ratio has been suggested [5,10] as a test for the presence of an additional component in the  $\rho^0$  which would enhance the  $\omega$  in both cases. We improve their quantitative prediction based only on the  $A_{VP}$  amplitude with a relation which also includes the contributions from  $B_{VP}$  and  $C_{VP}$

$$\sim(B \rightarrow K^0) = (1/3) \sim(B \rightarrow K^0) - (1/3) \sim(B \rightarrow K^0) + \frac{B_{VP}^2}{3} \quad (21)$$

The same approach can be used to treat the corresponding charmless nonstrange decays. Simple SU(3) relations between corresponding strange and nonstrange amplitudes can be used since replacing an s quark by a d quark in an amplitude containing no other s or d flavors is a simple U-spin Weyl reflection. The decays  $B \rightarrow \rho^0$ ,  $B \rightarrow \omega$ ,  $B \rightarrow \rho^0$  and  $B \rightarrow \omega$  are of particular interest since only the nonstrange components of the  $\rho^0$  and  $\omega$  can contribute and any enhancement of the  $\rho^0/\omega$  ratio is a clear indication of an additional

singlet component in the  $\psi'$ . If it arises from a charmonium component in the  $\psi'$  the decay is an excellent candidate for direct CP violation.

We now note one other case which also suggests that A...Z allowed transitions via a  $q\bar{q}$  + singlet intermediate state may be a general feature of final state interactions which warrants further investigation. Such transitions can enhance the  $K^+K^-$  and  $K^0\bar{K}^0$  modes in both  $D^0$  and  $D_s$  decays relative to  $\pi^+\pi^-$  and  $\pi^0\pi^0$ . This enhances the color-favored tree diagrams for  $D^0$  decays and the color-suppressed tree diagrams for  $D_s$  decays and can explain the dramatic change in color suppression noted [5] between the  $D^0$  and  $D_s$  decays whose tree diagrams differ only by the flavor of a spectator quark.

The nonstrange vector-pseudoscalar modes in both  $D^0$  and  $B^0$  decays already present other puzzles [5] which surprise theorists and provide interesting opportunities for future investigations. The role of G parity has been pointed out with reference to the  $\rho^+$ ,  $\rho^0$ ,  $\omega$ , and  $\phi$  for the  $D_s$  decays where four channels with different parities and G parities are not mixed by strong final state interactions [5]. The same is also true for  $B^0$  and  $B_s^0$  decays. For the VP decays, which have a definite odd parity, there are still two channels. One has odd G-parity like the pion and couples to  $\rho^0$ ; the other has exotic even G and couples to  $\omega$ ,  $\phi$ , and  $\eta$ . This even-G state does not couple to any  $q\bar{q}$  state containing no additional gluons. It therefore does not couple to any single meson resonances, nor to the state produced by an annihilation diagram with no gluons emitted by the initial state before annihilation [5]. We now note that the coupling of the even-G state is A...Z-forbidden in the present model also for annihilation diagrams with additional gluons present because of cancellation between contributions from the  $u\bar{u}$  and  $d\bar{d}$  components of the  $\omega$ ,  $\phi$ , and  $\eta$  wave functions, whereas the two contributions add in the  $D_s \rightarrow \rho^0 \pi^0$ . Here the presence of charm in the  $\psi'$  wave function may be significant because of the generally overlooked contribution of the "backward" weak diagrams  $\psi' \rightarrow c\bar{u}d$ .

Comparison of corresponding  $D_s$  and  $D^0$  decays into final states containing the  $\rho^0$  and  $\phi$  mesons have been suggested [20] as a means to test for the breaking of the nonet picture by additional flavor singlet components.

Further information which may provide important clues to this complicated four-channel system may be obtained from angular distributions in the  $K^+K^-$  modes, including the  $K^+K^-$  and  $K^0\bar{K}^0$  modes which decay into  $K^+K^-$ . The VP  $K^+K^-$  and  $K^0\bar{K}^0$  modes are not individually eigenstates of G parity and have unique p-wave angular distributions for the vector-pseudoscalar states. The G-parity eigenstates are coherent linear combinations of the two with opposite phase. They have opposite relative parity in the  $K^+K^-$  system, even though they are not produced from the same resonance. This relative parity can be observed as constructive or destructive interference in the kinematic region in the Dalitz plot where the two  $K^0$  bands overlap. In a region where s and p waves dominate the angular distribution of the  $K^+K^-$  momentum in the  $K^+K^-$  center of mass system of the  $K^+K^-$  final state relative to the pion momentum, one G eigenstate will have a  $\sin^2\theta$  distribution, the other will have a  $\cos^2\theta$  distribution and interference between the two G eigenstates can show up as a forward-backward asymmetry.



A general theorem from CPT invariance [19] shows that all observed CP asymmetries must cancel when the data are summed over all final states or over any set of final states which are eigenstates of the strong-interaction S-matrix. Any CP asymmetry arising in a given channel must be canceled by an opposite CP asymmetry in some other channels. In the case of the model described by eqs. (14), this can occur only if there is a definite relation between the  $A \rightarrow C$  and  $A \rightarrow B$  interference terms. Any total CP asymmetry arising in a finite set of final states indicates significant strong interaction rescattering between these states and others outside the set; e.g. vector-vector or multiparticle final states. This casts doubt on theoretical estimates of direct CP violation which do not include such rescattering.

Other attempts to estimating soft strong effects on CP violation in weak decays [27] have used Regge phenomenology with parameters obtained from fits [26] to total cross section data. These fits are unfortunately highly controversial and unreliable [17]. Better fits to the same data with completely different parameters [17,18] have been obtained by using the physics input described above. A recent Regge phenomenology calculation [1] for  $B \rightarrow K$  decays using PDG parameters [26] shows neither a dominant effect of order unity nor an insignificant effect of order 1%. Further improvement seems unlikely. In contrast the approach presented here uses well defined physics input subject to experimental tests. If these tests are successful they can lead the way to a considerable simplification in future treatments of FSI.

#### ACKNOWLEDGMENTS

It is a pleasure to thank Edmond Berger, Karl Berkelman, Yuval Grossman, Yosef Nir and J.G. Smith for helpful discussions and comments, and in particular to thank Howard Georgi for extensive criticism of the previous version. This work was partially supported by the German-Israeli Foundation for Scientific Research and Development (GIF).

## REFERENCES

- [1] Adam F. Falk et al, hep-ph/9712225, Phys. Rev. 57 (1998) 4290 and references therein
- [2] Yosef Nir and Helen Quinn Phys. Rev. Lett. 67 (1991) 541
- [3] Michael Gronau, Jonathan L. Rosner and David London, Phys. Rev. Lett. 73 (1994) 21;  
Michael Gronau, Oscar F. Hernandez, David London and Jonathan L. Rosner, Phys.  
Rev. D 52 (1995) 6356 and 6374
- [4] A. S. Dighe, M. Gronau, and J. L. Rosner, Phys. Rev. Letters 79 (1997) 4333
- [5] Harry J. Lipkin, Tel Aviv University preprint TAUP 2439-97; Weizmann Preprint WIS-  
97/21/JULY-PH Argonne Preprint ANL-HEP-CP-97-45 hep-ph/9708253 To be pub-  
lished in Proceedings of the 2nd International Conference on B Physics and CP Viola-  
tion, Honolulu, Hawaii, April 1997
- [6] CLEO preprint CLNS 97/1515 hep-ex/9801010
- [7] Harry J. Lipkin, Phys. Rev. Lett. 46 (1981) 1307
- [8] Frank E. Close and Harry J. Lipkin, Physics Letters B 405 (1997) 157
- [9] A. Bramon, Physics Letters B 51 (1974) 87
- [10] Harry J. Lipkin, hep-ph/9710342, Physics Letters B 415 (1997) 186
- [11] G. Alexander, H. J. Lipkin and F. Scheck, Phys. Rev. Lett. 17 (1966) 412
- [12] E. M. Levin and L. L. Frankfurt, Zh. Eksperim. i. Theor. Fiz. Pis'ma Redakt (1965)  
105; JETP Letters (1965) 65
- [13] H. Harari, Phys. Rev. Lett. 22 (1969) 562; J. L. Rosner, Phys. Rev. Lett. 22 (1969) 689
- [14] G. Veneziano, Phys. Reports 9C (1974) 199
- [15] J. Mott et al, Phys. Rev. Lett. 18 (1966) 71
- [16] H. J. Lipkin, Z. Physik 202 (1967) 414 and Nucl. Phys. B 9 (1969) 349
- [17] Harry J. Lipkin, Physics Letters B 335 (1994) 500
- [18] Pierre Extermann, in New Flavors and Hadron Spectroscopy, Proceedings of the Six-  
teenth Rencontre de Moriond, Les Arcs - Savoie - France, 1981 edited by J. Tran Thanh  
Van (Rencontre de Moriond, Laboratoire de Physique Theorique et Particules Ele-  
mentaires, Universite de Paris-Sud, Orsay, France, (1981) Vol. II. p. 393
- [19] Harry J. Lipkin, Physics Letters B 357 (1995) 404
- [20] Harry J. Lipkin, Phys. Lett. B 254 (1991) 247, and B 283 (1992) 421
- [21] CLEO preprint CLNS 97/1356 hep-ex/9801012
- [22] H. Harari, Phys. Lett. 60B (1976) 172
- [23] H. Fritzsch and J. D. Jackson, Phys. Lett. 66B (1977) 365
- [24] Igor Halperin and Ariel Zhitnitsky, hep-ph/9705251
- [25] D. Atwood and A. Soni, Phys. Lett. B 405 (1997) 150
- [26] Particle Data Group (R. M. Barnett et al.), Phys. Rev. D 54 (1996) 1.
- [27] J. F. Donoghue et al., Phys. Rev. Lett. 77 (1996) 2178 .

# FIGURES

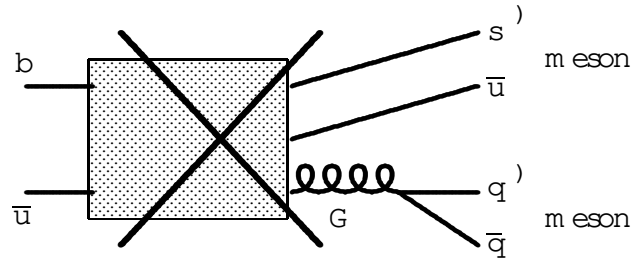


FIG. 1.

Forbidden "gluonic hairpin" diagram. G denotes any number of gluons.

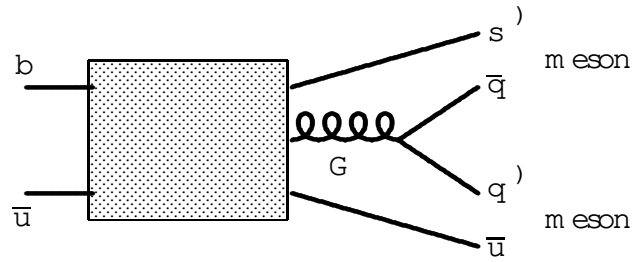


FIG. 2.

Strong pair creation. G denotes any number of gluons.

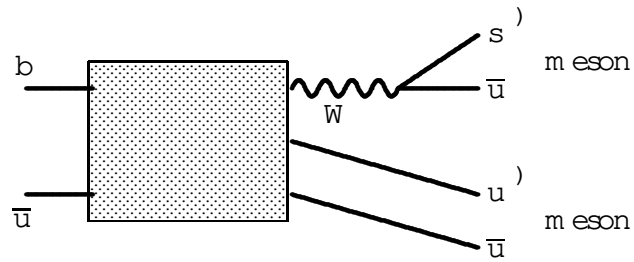


FIG. 3.

Weak pair creation. Color favored diagram.

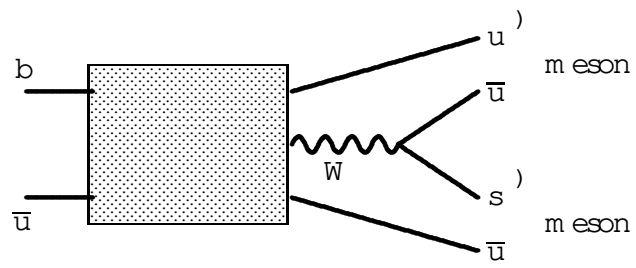


FIG . 4.

Weak pair creation . Color suppressed diagram .