

DFUB 96-21
TP-USL/96/12
April 1997

BHAGEN 95: a Monte Carlo program for Bhabha scattering at LEP 1/SLC and LEP 2 energies.

M. Caffo^{ab}, H. Czyz^{c?}, E. Remiddi^{ba}

^a INFN, Sezione di Bologna, I-40126 Bologna, Italy

^b Dipartimento di Fisica, Università di Bologna, I-40126 Bologna, Italy

^c Institute of Physics, University of Silesia, PL-40007 Katowice, Poland

E-mail: caffo@bologna.infn.it
czyz@usctoux1.cto.us.edu.pl
remiddi@bologna.infn.it

Abstract

We present the Monte Carlo program BHAGEN 95, for calculating the cross-section of the Bhabha scattering process at LEP 1/SLC and LEP 2 energies, usable with continuity from small to large-angle configurations. We discuss some improvements in the event generator BHAGEN 94, which is now part of the new code. In particular the weak and QCD corrections are implemented up to two loops for the relevant contributions, and the emission of one hard photon is treated exactly. We have included all the radiative corrections which are necessary to obtain, for a typical experimental event selection, a precision of 0.1-0.2% at small-angle. At large-angle we estimate a precision of 0.5%, with the exception of the region where the beam energy is a few GeV above the Z boson resonance, where it is up to 1%. A detailed comparison with other codes for both small-angle and large-angle Bhabha scattering is performed.

PACS 12.15.-y Electroweak interactions

PACS 12.15.Lk Electroweak radiative corrections

PACS 12.20.-m Quantum electrodynamics

PACS 12.20.Ds Specific calculations

[?]Partly supported by the Polish Committee for Scientific Research under grant no 2P 03B 17708 and USA-Poland Maria Skłodowska-Curie Joint Fund II under grant MEN/N SF-93-145.

1 Introduction

Bhabha scattering is measured with remarkable precision at LEP1/SLC energies in two kinematical regions identified by the scattering angle: at small-angle for the luminosity monitoring and at large-angle for the measurements of the Z properties.

Such results require a continuous effort on the theoretical side to maintain the theoretical error on the prediction within a comparable precision and to provide a tool for realistic comparisons with the experimental data (namely an event generator).

We have already given in [1] the general description of our approach to the problem, while the features of the first version of our event generator BHAGEN are described in [2], with instructions on how to get the program and how to use it. In [3] we have considered the higher order QED corrections, including the most relevant contributions and estimating the omitted terms; in [3] a new version of our event generator, BHAGEN 94, is also announced.

Several improvements have been made subsequently to BHAGEN 94, in order to increase and control its precision, and in [4] some results for small-angle Bhabha scattering cross-section are presented with the label BG 94-NEW and compared with the results from few other available computer programs: OLDBIS [5], LUMLOG [6], BHLUMI 2.01 [7] and 40THIEVES [8]. The conclusion from the comparisons with the above programs, and also from the use of the new event generator BHAGEN-1PH, which contains the complete hard photon matrix element [9], is that the hard photon part (even in the improved version of BHAGEN 94) deserves a more accurate treatment to achieve the 0.1% precision, presently aimed at small-angle for luminosity monitoring. To obtain such a result a new procedure and the code BHAGEN 95 are developed. BHAGEN 95 (available on request from the authors) is actually a collection of three programs and in this paper we discuss in detail two of them, as the third one is already discussed separately [9]. The current precision for the cross-section is heavily dependent on the chosen event selection and for our code can be estimated to be about 0.1% -0.2% for typical experimental event selection at small-angle for LEP1/SLC and LEP2 energies. In references [10] and [11] our results are presented in a variety of different event selections and conditions (some of those preliminary results are updated in this discussion), and compared with the other presently available programs of similar precision: BHLUMI 4.03 [12], OLDBIS+LUMLOG [15], SABSPV [13], NLLBHA [14].

The precision at large-angle depends on the beam energy and also on the event selection used; in the worst case (beam energy a few GeV above the Z peak) can be safely estimated to be about 1%, mainly due to the raise of the uncertainty coming from the second order leading logarithmic correction in the s - t -interference terms, which are still unknown and usually are assumed to be the same as in the s -channel. For the other energy ranges at LEP1/SLC, and at LEP2, one can expect with relatively loose cuts a typical accuracy of 0.5%, which can be usefully compared with the other presently available programs, in the conditions they are suited for: ALIBABA [17], ZFITTER [18], TOPAZ0 [19], BHAGENE3 [20], UNIBAB [21], BHWIDE [22], SABSPV [13].

This paper goes through the following sections: implementation of an improved energy distribution for the final photon emission in the resummed program BHAGEN 94, in section 2; construction of the BG 94-F0 code, the $O(\alpha_s)$ version of the event genera-

tor BHAGEN94, in section 3; implementation of necessary weak and QCD corrections in BHAGEN94 up to two loops, in section 4; construction of the BHAGEN95 code, in section 5; comparisons at small-angle, in section 6; comparisons at large-angle, in section 7; conclusions, in section 8.

2 Improved energy distribution for the final photon emission in the resummed program BHAGEN94.

In the same notation as in [1], [2], [3] and [23], the integrated cross-section is

$$\sigma(e^+e^- \rightarrow e^+e^-) = \int d\Omega \frac{d\sigma(E_b; \Omega)}{d\Omega}; \quad (1)$$

where the dressed differential cross-section in our approach is

$$\begin{aligned} \frac{d\sigma(E_b; \Omega)}{d\Omega} = & \int_{E_{min}}^{E_b} \frac{dE^0}{E_b} F^0(E_b; E^0; \Omega) + \int_{E_{min}}^{E_b} \frac{dE^0}{E_b} F^0(E_b; E^0; \Omega) \\ & + \int_{E_{min}}^{E_b} \frac{dE^0}{E} F^0(E; E^0; \Omega) + \int_{E_{min}}^{E_b} \frac{dE^0}{E_+} F^0(E_+; E^0; \Omega) \\ & + \frac{d\sigma(E_+^0; E^0; \Omega)}{d\Omega} \quad (\text{cuts}); \end{aligned} \quad (2)$$

E_b is the beam energy, θ the scattering-angle of the electron (positron), $s = 4E_b^2$ and $t = -s \sin^2 \frac{\theta}{2}$. In the laboratory system the electron (positron) energy after initial radiation is E^0 , after the scattering is E , after the final radiation is E^0 , and E_{min} is the minimum energy for the leptons.

In terms of the variables in the LM-c.m.s. (the c.m.s. after initial radiation emitted collinearly to the initial direction, as introduced in [1]), the incoming fermion energy $E = E^0 E_+^0$, the scattering angle $(E^0; E_+^0; \Omega)$ and the jacobian $\frac{d\Omega}{d\Omega}$, the differential cross-section from Feynman diagrams, $O(1)$ complete and up to $O(2)$ leading logarithm, is written as

$$\frac{d\sigma(E_+^0; E^0; \Omega)}{d\Omega} = \frac{d\sigma^{(0)}(E; \Omega)}{d\Omega} \frac{1}{1 + \sum_{N=1}^{ih} \frac{d\sigma_N^{(i)}(E_b; \Omega)}{d\Omega}} \frac{1}{1 + \sum_{N=1}^{ih} \frac{d\sigma_N^{(i)}(E; \Omega)}{d\Omega}} \frac{1}{1 + \sum_{N=1}^{ih} \frac{d\sigma_N^{(i)}(E_+; \Omega)}{d\Omega}}; \quad (3)$$

where $\frac{d\sigma^{(i)}(E; \Omega)}{d\Omega}$ are the Born differential cross-sections for the various channels with vacuum polarization insertions (Dyson resummed as in Eq.(2.6) of [1]), $\frac{d\sigma_N^{(i)}(E; \Omega)}{d\Omega}$ (defined in Eq.(16) of [3]) are the leading logarithmic corrections up to $O(2)$, and $\tilde{C}^{(i)}(E_b; \Omega)$ are the $O(1)$ complete corrections after subtraction of the terms already included in the previous corrections.

The function Θ (cuts) accounts for the rejection procedure, according to the requested cuts on energies and angles.

As usual,

$$\begin{aligned} \Theta(E; \theta) &= \Theta_e(E) + \Theta_{\text{int}}(\theta); \\ \Theta_e(E) &= 2 - \ln \frac{4E^2}{m_e^2} - 1; \\ \Theta_{\text{int}}(\theta) &= 4 - \ln \tan \frac{\theta}{2}; \end{aligned} \quad (4)$$

with $\Theta_e(E; \theta) \approx \Theta_e(\sqrt{s}=2)$ at large-angle and $\Theta_e(E; \theta) \approx \Theta_e(\sqrt{s}=2)$ at small-angle.

The emission functions for initial (F^0) and final (F^0) emission in the notation of [3], and using the results of [24], are

$$\begin{aligned} F^0(E_b; E^0; \theta) &= D^0(E_b; E^0; \theta) \left(\frac{1}{2} \Theta_e(1) + \frac{E^0}{E_b} A + A_m^0(E_b; E^0) \right) \\ &+ \frac{(E_b; \theta)^2}{8} \left(\frac{1}{2} \Theta_e(1) + 3 \frac{E^0}{E_b} A \ln \frac{E^0}{E_b} - 1 \frac{E^0}{E_b} \right); \end{aligned} \quad (5)$$

and

$$\begin{aligned} F^0(E; E^0; \theta) &= D^0(E; E^0; \theta) \left(\frac{1}{2} \Theta_e(1) + \frac{E^0}{E} A + A_m^0(E; E^0) \right) \\ &+ \frac{(E; \theta)^2}{8} \left(\frac{1}{2} \Theta_e(1) + 3 \frac{E^0}{E} A \ln \frac{E^0}{E} - 1 \frac{E^0}{E} \right); \end{aligned} \quad (6)$$

with

$$A_m^0(E_b; E^0) = \frac{1}{2} \frac{1 - \frac{E^0}{E_b}}{\ln \frac{2E_b}{m_e} - 1}; \quad A_m^0(E; E^0) = \frac{1}{2} \frac{1 - \frac{E^0}{E}}{\ln \frac{2E}{m_e} - 1}; \quad (7)$$

The radiator functions for initial (D^0) and final (D^0) emission are

$$D^0(E_b; E^0; \theta) = \frac{1}{2} (E_b; \theta) - 1 \frac{E^0}{E_b} \left(\frac{1}{2} \Theta_e(1) \right); \quad (8)$$

and

$$D^0(E; E^0; \theta) = \frac{1}{2} (E; \theta) - 1 \frac{E^0}{E} \left(\frac{1}{2} \Theta_e(1) \right); \quad (9)$$

note that the leading logarithmic corrections, up to $O(\alpha^2)$, have been included in the factors $(1 + \frac{(i)}{N} \Theta_e(E; \theta))$ of the expression in Eq. (3).

As the differential cross-section in Eq. (3) does not depend on final lepton energies E^0 , in our previous formulations the integrations on these variables were performed analytically, assuming the further simplification that in the expression for D^0 in Eq. (9) the values for $\Theta_e(E; \theta)$ were taken constant at energy E , i.e. $\Theta_e(E; \theta)$.

The simplification allows the analytical integration

$$\int_{E_{\text{min}}}^{\bar{E}} \frac{dE^0}{E} F^0(E; E^0; \dots) = \frac{1}{2} (\bar{E}; \dots) G(E; \dots); \quad (10)$$

$$\int_{E_{\text{min}}}^{\bar{E}+} \frac{dE_+^0}{E_+} F^0(E_+; E_+^0; \dots) = \frac{1}{2} (\bar{E}+; \dots) G(E; \dots); \quad (11)$$

where $\bar{E} = 1 - E_{\text{min}} = E$ and the function $G(E; \dots)$ is explicitly given in Eq. (23) of [3].

The procedure is rather good for small values of α , but the extension to larger and more realistic values, corresponding to harder photon emission, causes a loss in precision, which justifies the difference with BHAGEN 94 [7] and 40THIEVES [8] amounting up to 0.8%, as reported in [4] for results under label BG 94-OLD.

In the new version of BHAGEN 94 the α dependence on E^0 is kept and the integration (or generation) is done numerically without further approximations. The new values (reported in [4] under label BG 94-NEW) reduce the difference with the above mentioned programs to about 0.25%.

The new approach implies the generation of two more variables for the final fermion energies E^0 , for the proper description of the peaks in Eq. (9) the variables y^0 are introduced

$$y^0 = 1 - \frac{E^0}{E} \frac{1}{2} (\bar{E}; \dots); \quad (12)$$

To generate within a unit volume, the variables are changed to $r^0 \in (0; 1)$

$$y^0 = r^0 - 1 - \frac{E_{\text{min}}}{E} \frac{1}{2} (\bar{E}; \dots); \quad (13)$$

Note that, even if in the generation procedure the function α is still taken constant in energy, in the actual calculation the exact value is computed and used to determine the cross-section.

3 Construction of the BG 94-FO generator.

We have extracted from BHAGEN 94 a first-order event generator | i.e. including only corrections up to $O(\alpha)$ | that we call BG 94-FO, keeping as much as possible unchanged the structure of the program.

That is achieved by analytically expanding in α all the formulae and then keeping the $O(\alpha)$ terms only; the separation between soft and hard radiation is reintroduced through the small emitted energy fraction cut ϵ , whose size has to be of the order of the accepted error, typically 10^4 . To allow the expansion in α , the integrations in Eq. (2) are split into

$$\int_{E_{\text{min}}}^{\bar{E}_b} dE^0 = \int_{E_{\text{min}}}^{E_b(1-\epsilon)} dE^0 + \int_{E_b(1-\epsilon)}^{\bar{E}_b} dE^0; \quad (14)$$

and

$$\int_{E_{\text{min}}}^{\bar{E}} dE^0 = \int_{E_{\text{min}}}^{E_Z(1-\epsilon)} dE^0 + \int_{E_Z(1-\epsilon)}^{\bar{E}} dE^0 : \quad (15)$$

All the resulting terms, which involve more than one integration in the hard photon regions ($E_{\text{min}}; E_b(1-\epsilon)$) and ($E_{\text{min}}; E_Z(1-\epsilon)$), are omitted, being of higher order.

In the soft photon regions ($E_b(1-\epsilon); E_b$) and ($E_Z(1-\epsilon); E_Z$) and for smooth functions, E^0 can be approximated by E_b and E^0 by E_Z , while special care has to be devoted to the peaking behaviour of the functions D^0 and D^0 . Moreover from the definition of E^0 (Eq. (3.6) of [1]) one has that for $E^0 \rightarrow E_b$ also $E \rightarrow E_b$, and $\epsilon_+ = \epsilon$, so Eq. (2) becomes

$$\begin{aligned} \frac{d\sim(E_b; \epsilon)}{d} &= \int_{E_b(1-\epsilon)}^{\bar{E}_b} \frac{dE^0}{E_b} D^0(E_b; E^0; \epsilon) + \int_{E_b(1-\epsilon)}^{\bar{E}_b} \frac{dE_+^0}{E_b} D^0(E_b; E_+^0; \epsilon) \\ &+ \int_{E_b(1-\epsilon)}^{\bar{E}_b} \frac{dE^0}{E_b} D^0(E_b; E^0; \epsilon) + \int_{E_b(1-\epsilon)}^{\bar{E}_b} \frac{dE_+^0}{E_b} D^0(E_b; E_+^0; \epsilon) \frac{d(E_b; E_b; \epsilon)}{d} \\ &+ \int_{E_b(1-\epsilon)}^{\bar{E}_b} \frac{dE^0}{E_b} D^0(E_b; E^0; \epsilon) + \int_{E_b(1-\epsilon)}^{\bar{E}_b} \frac{dE_+^0}{E_b} D^0(E_b; E_+^0; \epsilon) \\ &+ \int_{E_{\text{min}}}^{E_Z(1-\epsilon)} \frac{dE^0}{E_b} F^0(E_b; E^0; \epsilon) + \int_{E_b(1-\epsilon)}^{\bar{E}_b} \frac{dE_+^0}{E_b} D^0(E_b; E_+^0; \epsilon) \frac{d(E_b; E_b; \epsilon)}{d} \\ &+ \int_{E_b(1-\epsilon)}^{\bar{E}_b} \frac{dE^0}{E_b} D^0(E_b; E^0; \epsilon) + \int_{E_b(1-\epsilon)}^{\bar{E}_b} \frac{dE_+^0}{E_b} D^0(E_b; E_+^0; \epsilon) \\ &+ \int_{E_b(1-\epsilon)}^{\bar{E}_b} \frac{dE^0}{E_b} D^0(E_b; E^0; \epsilon) + \int_{E_{\text{min}}}^{E_Z(1-\epsilon)} \frac{dE_+^0}{E_b} F^0(E_b; E_+^0; \epsilon) \frac{d(E_b; E_b; \epsilon)}{d} \\ &+ \int_{E_{\text{min}}}^{E_Z(1-\epsilon)} \frac{dE^0}{E_b} F^0(E_b; E^0; \epsilon) + \int_{E_b(1-\epsilon)}^{\bar{E}_b} \frac{dE_+^0}{E_b} D^0(E_b; E_+^0; \epsilon) \\ &+ \int_{E_Z(1-\epsilon)}^{\bar{E}_Z} \frac{dE^0}{E_Z} D^0(E_Z; E^0; \epsilon) + \int_{E_+(1-\epsilon)}^{\bar{E}_+} \frac{dE_+^0}{E_+} D^0(E_+; E_+^0; \epsilon) \frac{d(E_b; E^0; \epsilon)}{d} \\ &+ \int_{E_b(1-\epsilon)}^{\bar{E}_b} \frac{dE^0}{E_b} D^0(E_b; E^0; \epsilon) + \int_{E_{\text{min}}}^{E_Z(1-\epsilon)} \frac{dE_+^0}{E_b} F^0(E_b; E_+^0; \epsilon) \\ &+ \int_{E_Z(1-\epsilon)}^{\bar{E}_Z} \frac{dE^0}{E_Z} D^0(E_Z; E^0; \epsilon) + \int_{E_+(1-\epsilon)}^{\bar{E}_+} \frac{dE_+^0}{E_+} D^0(E_+; E_+^0; \epsilon) \frac{d(E_+^0; E_b; \epsilon)}{d} ; \end{aligned} \quad (16)$$

where the first term accounts for soft emission only, the second and third account for hard emission from final electron or positron, the fourth and fifth for hard emission from initial

electron or positron. The functions F^0 and F^0 are now intended at $O(\alpha)$, that is omitting the term in curly braces of Eq. (5) and Eq. (6).

The analytical integration and subsequent expansion in α can be easily done for the initial radiation

$$\frac{d}{dE_b(1-\alpha)} \frac{dE^0}{E_b} D^0(E_b; E^0; \alpha) = \frac{1}{2} (E_b; \alpha) = 1 + \frac{1}{2} (E_b; \alpha) \ln \alpha + O(\alpha^2); \quad (17)$$

and in the case of final radiation the result is similar, apart from corrections of order

$$\frac{d}{dE_b(1-\alpha)} \frac{dE^0}{E_b} D^0(E_b; E^0; \alpha) = \frac{1}{2} (E_b; \alpha) + O(\alpha) = 1 + \frac{1}{2} (E_b; \alpha) \ln \alpha + O(\alpha^2) + O(\alpha); \quad (18)$$

In Eq. (3) the expansion in α is performed and only $O(\alpha)$ terms are retained: the vacuum polarization contribution $\pi_{VP}^{(i)}$ is defined in Eq.(2.3) of [1], $\pi_N^{(i)}(E_b)$ is taken up to $O(\alpha)$ from Eq.(16) of [3], and $C^{(i)}(E_b; \alpha)$, as indicated in [3], is the nonleading part of the $O(\alpha)$ correction $C^{(i)}(E_b; \alpha)$, given explicitly in [23]. When an $O(\alpha)$ correction from above integrals occurs only the Born cross-section is retained, and if no longer necessary the transformation to LM-c.m.s. is released.

With all that the cross-section at $O(\alpha)$ becomes

$$\begin{aligned} \frac{d}{d} \sim (E_b; \alpha), \quad \frac{d}{d} \frac{d}{d} \frac{\pi_0^{(i)}(E_b; \alpha)}{d} \left[1 + 2 (E_b; \alpha) \ln \alpha + \pi_{VP}^{(i)} + 2 \pi_N^{(i)}(E_b) + C^{(i)}(E_b; \alpha) \right] \\ + \frac{Z_{E_b(1-\alpha)}}{E_{min}} \frac{dE^0}{E_b} \frac{(E^0; \alpha)}{E^0} \frac{6}{4} \frac{1}{4} + \frac{E^0}{E_b} \frac{1}{2} + \frac{1}{\ln(2E^0 - m_e)^2} \frac{7}{15} \\ + \frac{Z_{E_b(1-\alpha)}}{E_{min}} \frac{dE_+^0}{E_b} \frac{(E_+^0; \alpha)}{E_+^0} \frac{6}{4} \frac{1}{4} + \frac{E_+^0}{E_b} \frac{1}{2} + \frac{1}{\ln(2E_+^0 - m_e)^2} \frac{7}{15} \\ + \frac{Z_{E_b(1-\alpha)}}{E_{min}} \frac{dE^0}{E_b} \frac{(E_b; \alpha)}{E^0} \frac{6}{4} \frac{1}{4} + \frac{E^0}{E_b} \frac{1}{2} + \frac{1}{\ln(2E_b - m_e)^2} \frac{7}{15} \frac{d}{d} \pi_0(E_b; E^0; \alpha) \\ + \frac{Z_{E_b(1-\alpha)}}{E_{min}} \frac{dE_+^0}{E_b} \frac{(E_b; \alpha)}{E_+^0} \frac{6}{4} \frac{1}{4} + \frac{E_+^0}{E_b} \frac{1}{2} + \frac{1}{\ln(2E_b - m_e)^2} \frac{7}{15} \frac{d}{d} \pi_0(E_b; E_+^0; \alpha); \end{aligned} \quad (19)$$

where

$$\frac{d}{d} \pi_0(E_b; E^0; \alpha) = \frac{d}{d} \frac{d}{d} \frac{\pi_0^{(i)}(E; \alpha)}{d} \quad (20)$$

with accordingly $E = \frac{q}{E_b E^0}$ and $\alpha = (E_b; E^0; \alpha)$.

In Eq. (19) the last two lines are due to hard initial emission, the second and third lines are due to hard final emission; in the approximation of constant and symmetrical cuts, the hard final emission contributions can be integrated analytically giving

$$+ (E_b;) \ln - + \frac{2}{4} \frac{\ln(s=m_e^2)}{(\ln(s=m_e^2) - 1)} \sum_{i=1}^{\#} x_i^0 \frac{d_0^{(i)}(E_b;)}{d}; \quad (21)$$

with $\sum_{i=1}^{\#} x_i^0 = 1$ $E_{min}=E_b$. In Table 1 of [4] Eq. (21) is used to produce the results presented under the label BG 94-FO-OLD, which differ from the exact ones up to 0.87%, while the direct generation from Eq. (19) gives the results under the label BG 94-FO-NEW, which have only up to 0.28% difference from the exact ones; these are under label OLD BIS [5] and BG 94-FO-EXACT (obtained using BHAGEN-1PH [9] for the hard photon emission part) and are well in agreement inside the OLD BIS technical precision of 0.02%.

4 Implementation of weak and QCD corrections.

The previous versions of the program [1], [2], including the latest BHAGEN 94 [3], did not contain the Z ee weak vertex correction, while the selfenergy corrections were included in an approximate form. For an accuracy better than 1% at large-angle those complete corrections [25], and also some higher order corrections [26] are necessary. After their inclusion the error due to the neglected weak one loop corrections is about 0.06% around the Z boson resonance (LEP1) and 0.1% at LEP2 energies, so smaller than the other left over photonic corrections. The use of the program at much higher energies (say 1 TeV) requires an update of the weak library for having a precision better than 2%.

For the one loop Z ee vertex corrections and self-energy corrections we use the results of [25], but we introduce the Dyson resummation of the self energy, as described for s-channel in [27] (we do actually the Dyson resummation in all channels). The higher orders corrections are included as outlined in [26], using the available results for weak [28] and QCD corrections [29].

For completeness we report here the formulae of these corrections as they come using our notation as in [1], [2], [3] and [23].

The $C^{(i)}(E;)$ for $(i = 4, \dots, 10)$ should be changed in the following way

$$C^{(i)}(E;) \rightarrow C^{(i)}(E;) + C_Z^{(i)}(E;); \quad (22)$$

The $C_Z^{(i)}(E;)$ are

$$C_Z^{(4)} = \frac{8 \frac{t_Z}{1} (+) s_W^4 + 2 \frac{t_Z}{1} (-) (2 \frac{s_W^2}{1} - 1)^2}{(v_e^2 + a_e^2)}; \quad (23)$$

$$C_Z^{(5)} = \frac{1}{(v_e^2 + a_e^2) (1+z)^2 + 4(r_V - r_A)} \left[8 \frac{t_Z}{1} (+) (1+z)^2 s_W^4 \right. \\ \left. + 2 \frac{t_Z}{1} (-) (1+z)^2 - 2 s_W^2 - 1^2 + 32 \frac{t_Z}{3} (+) s_W^2 - 2 s_W^2 - 1^i \right]; \quad (24)$$

$$C_z^{(6)} = \frac{1}{(v_e^2 + a_e^2)^2 (1+z)^2 (1+4r_V r_A) + 4(1-4r_V r_A)} \frac{h}{i} 256 \frac{t_z}{1} (+) (1+z)^2 s_W^8 + 16 \frac{t_z}{1} (-) (1+z)^2 2 s_W^2 1^4 + 512 \frac{t_z}{3} (+) s_W^4 2 s_W^2 1^{2i}; \quad (25)$$

$$C_z^{(7)} = \frac{1}{2(v_e^2 + a_e^2) (1+z^2) r_V + 2z r_A} \frac{h}{8(1-z^2) \text{Re}(\frac{s_Z}{2} (+)) s_W^2 2 s_W^2 1} + 8(1+z)^2 \text{Re}(\frac{s_Z}{1} (+)) s_W^4 + 2(1+z)^2 \text{Re}(\frac{s_Z}{1} (-)) 2 s_W^2 1^2 + \frac{\text{Im}(-s)}{\text{Re}(-s)} 8(1-z^2) \text{Im}(\frac{s_Z}{2} (+)) s_W^2 2 s_W^2 1 - 8(1+z)^2 \text{Im}(\frac{s_Z}{1} (+)) s_W^4 - 2(1+z)^2 \text{Im}(\frac{s_Z}{1} (-)) 2 s_W^2 1^{2i}; \quad (26)$$

$$C_z^{(8)} = \frac{1}{(v_e^2 + a_e^2)} \frac{h}{8 \text{Re}(\frac{s_Z}{1} (+)) s_W^4 + 2 \text{Re}(\frac{s_Z}{1} (-)) 2 s_W^2 1^2} + \frac{\text{Im}(-s)}{\text{Re}(-s)} 8 \text{Im}(\frac{s_Z}{1} (+)) s_W^4 - 2 \text{Im}(\frac{s_Z}{1} (-)) 2 s_W^2 1^{2i}; \quad (27)$$

$$C_z^{(9)} = \frac{1}{(v_e^2 + a_e^2)^2 (1+4r_V r_A)} \frac{h}{128 \frac{t_z}{1} (+) s_W^8 + 8 \frac{t_z}{1} (-) 2 s_W^2 1^4} + 128 \text{Re}(\frac{s_Z}{1} (+)) s_W^8 + 8 \text{Re}(\frac{s_Z}{1} (-)) 2 s_W^2 1^4 + \frac{\text{Im}(-s)}{\text{Re}(-s)} 128 \text{Im}(\frac{s_Z}{1} (+)) s_W^8 + 8 \text{Im}(\frac{s_Z}{1} (-)) 2 s_W^2 1^{4i}; \quad (28)$$

$$C_z^{(10)} = \frac{1}{(1+z^2)(v_e^2 + a_e^2)^2 + 8z v_e^2 a_e^2} \frac{h}{128(1+z)^2 \text{Re}(\frac{s_Z}{1} (+)) s_W^8} + 8(1+z)^2 \text{Re}(\frac{s_Z}{1} (-)) 2 s_W^2 1^4 + 64(1-z^2) \text{Re}(\frac{s_Z}{2} (+)) s_W^4 2 s_W^2 1^{2i}; \quad (29)$$

The symbols used are

$$\frac{t_z}{1} (-) = \frac{t_z}{1_{TW} i_V} (-) + \frac{2}{g_z^2} z(t); \quad \frac{s_Z}{1} (-) = \frac{s_Z}{1_{TW} i_V} (-) + \frac{2}{g_z^2} z(s); \quad (30)$$

$$\frac{s_Z}{2} (-) = \frac{s_Z}{2_{TW} i_V} (-) + \frac{1}{g_+^2} + \frac{1}{g_z^2} z(s); \quad \frac{t_z}{3} (-) = \frac{t_z}{3_{TW} i_V} (-) + \frac{1}{g_+^2} + \frac{1}{g_z^2} z(t);$$

while functions $\frac{t_z}{i_{TW} i_V} (-)$, $\frac{s_Z}{i_{TW} i_V} (-)$ ($i = 1, 2, 3$), $z(t)$ and constants g_z^2 are defined in the second reference of [25] in the same notation. As usual we take

$$\sin^2(\theta_W) = \frac{g_W^2}{g_Z^2} = 1 - \frac{g_W^2}{g_Z^2} = 1 - \frac{M_W^2}{M_Z^2}; \quad (31)$$

The above formulae take into account the $Z\bar{e}e$ weak vertex corrections and Z mixing self energy contribution. To include completely the Z boson self energy corrections it is sufficient to change in our approach the two functions $\Pi^Z(s)$ and $\Pi^Z(t)$. The new ones are

$$\Pi^Z(s) = \frac{1}{16s_W^2 c_W^2} \frac{1}{1 + \Pi^Z(s)} (v_e^2 + a_e^2) \frac{s}{s - M_Z^2 + i s \Gamma_Z / M_Z} ; \quad (32)$$

$$\Pi^Z(t) = \frac{1}{32s_W^2 c_W^2} \frac{1}{1 + \Pi^Z(t)} (v_e^2 + a_e^2) \frac{s}{M_Z^2 - t} ; \quad (33)$$

where $\Pi^Z(s) = \text{Re}[\hat{\Pi}^Z(s)] = (s - M_Z^2)$ and $\hat{\Pi}^Z(s)$ is again defined in [25]. All the higher order corrections are included into the Π^Z and Π^Z functions, and through them into the formulae (23-30) and (32-33), which remain unchanged.

The value of s_W^2 is calculated using Eq. (31) with M_Z as an input parameter. In the code the value of M_W can be supplied by the user, or is calculated using the Fermi constant G_F as an independent parameter. In the latter case we implement the approach outlined in [26], which allows to get the value of the W boson mass with higher accuracy than from its direct measurement. For this better precision it is necessary to include the already mentioned weak corrections up to two loops to the $\sin^2 \theta_W$ parameter [28] and also the QCD corrections to the self energy functions of the bosons (which are needed to properly calculate σ_r) [29]. Checking with the values of the W boson mass presented in [26] as a function of the mass of the top quark m_t (at fixed values of $m_H = 300$ GeV and $\sin^2 \theta_W(M_Z) = 0.231$), we obtain a very good agreement around $m_t = 175$ GeV (only a small difference (0.03%) is appreciable above the unrealistic value $m_t = 225$ GeV).

Actually the inclusion in BHAGEN 94 (and as a consequence also in BHAGEN 95) of the higher order QCD corrections is done in an approximate form. In particular for the first two fermion generations (u, d, s and c quarks, for which the limit $s, t \ll m^2$ is valid, with m the quark mass) we use the multiplicative factor $(1 + \frac{\alpha_s}{\pi} + \dots)$ in front of the contribution due to one quark loop in the self energy functions of the bosons. For the t, b doublet we use the approximated formulae, presented in [29], for the doublet contribution to σ_r in the M_W calculation. On the contrary in the Bhabha cross-section calculations is necessary the knowledge of the separate contributions Π^Z and Π^Z to the boson self energies, we use them in the form described in [26] (BHM/WOH approach), i.e. we include the leading α_s^0 corrections. In this way the corrections are calculated in the point $s = M_Z^2$ and their s, t dependance (which is known however only in the QCD two loop contribution) is not taken into account. Also some known nonleading corrections are not included. All this considered the approximation is sufficient to reach at large-angle the projected accuracy of 0.5% in the cross-section calculations. Moreover other not included QED two loop corrections are expected to be much bigger than the left over QCD corrections, like the next to leading correction, which is not yet calculated, or the inferred leading term in $s-t$ channel interference, assumed to be identical to the s -channel.

5 The BHAGEN 95 code.

BHAGEN 95 is a collection of three programs to calculate the cross-section for Bhabha scattering from small to large scattering angles at LEP 1 and LEP 2 energies. In its present form the integrated cross-section (BHAGEN 95) for a given selection of cuts is calculated as

$$(\text{BHAGEN 95}) = (\text{BHAGEN 94}) - {}^H(\text{BH 94-FO}) + {}^H(\text{BHAGEN-1PH}) : \quad (34)$$

(BHAGEN 94) is the integrated cross-section, based on leading $O(\alpha^2)$ exponentiated formulae, obtained with the Monte Carlo event generator BHAGEN 94, with the implementations described in the previous sections 2 and 4. The use of collinear kinematics of initial and final radiation leaves some approximation in the angular distribution, which limits the accuracy particularly in the region of hard photon emission, as remarked at the end of section 2.

${}^H(\text{BH 94-FO})$ is the integrated cross-section of $O(\alpha)$ for one hard photon emission, obtained selecting the appropriate part in the Monte Carlo event generator BH 94-FO, the $O(\alpha)$ expansion of BHAGEN 94 described in section 3.

${}^H(\text{BHAGEN-1PH})$ is the integrated cross-section obtained with the one hard photon complete matrix element and exact kinematics, implemented in the Monte Carlo event generator BHAGEN-1PH [9].

The subtraction of ${}^H(\text{BH 94-FO})$ and its substitution with ${}^H(\text{BHAGEN-1PH})$ is performed to reduce the error in the cross-section, coming from the approximation in the contribution due to the one hard photon emission in BHAGEN 94, as discussed in [4]. In this way the one hard photon emission is treated exactly in BHAGEN 95.

The choice of the energy threshold (in units of the beam energy) for a photon to be considered hard should not affect the difference between ${}^H(\text{BHAGEN-1PH})$ and ${}^H(\text{BH 94-FO})$. However the approximate hard photon treatment in BH 94-FO implies that a correction of the order of α is missing, so it is necessary to choose ϵ well below the desired accuracy, typically in the range of 10^{-5} to 10^{-4} . But even so the difference is really independent on ϵ only if the soft photon treatment in BH 94-FO is the same as in the exact program BHAGEN-1PH. This is indeed the case. In fact changing ϵ from 10^{-4} to 10^{-5} the separate cross-sections are growing about 20-30% for the event selections described in [10], while the difference is stable within statistical errors.

The three programs provide cross-sections, which are summed as in Eq. (34) or used to obtain other quantities, such as forward-backward asymmetry. Although the constituent programs are separately genuine event generators, the discussed combination can be used for Monte Carlo integration only.

At small-angle we estimate the accuracy in the cross-section evaluation, due to the uncontrolled higher orders terms $O(\alpha^2 L)$ and $O(\alpha^3 L^3)$ and to the uncertainty in $O(\alpha^2 L^2)$ soft interference, to amount comprehensively to about 0.1%. The further error, due to the approximate two hard photon contribution (strongly dependent on the imposed cuts) is estimated on the basis of the calculated correction for the one hard photon contribution times $\epsilon(s) \approx 0.1$, to account for the increase in perturbative order.

In Table 1 are presented the values of the ratio R , defined as

$$R = 100 \frac{\delta^H(\text{BHAGEN-1PH}) - \delta^H(\text{BH94-F0})}{(\text{BHAGEN95})}; \quad (35)$$

which is the correction (in %) introduced in BHAGEN95, to account for the approximation in the one hard photon contribution in BHAGEN94. The correction is given for the event selections used in [10], in the same notation as for the t-channel comparison. As already said, for $\epsilon(s) \neq 0$ the same numbers in Table 1 are an estimation (in permil) of the inaccuracy, due to the approximate treatment of two hard photon emission. The values in Table 1 are acceptably small for cuts closer to the ones in experiments, which are of the angular asymmetric W N type, with $0.3 < z_{\text{min}} < 0.7$, where z_{min} is the energy threshold for the final clusters for accepting or rejecting the events. Indeed in such cases the (included) one hard photon corrections are found to be below 1.4 % at LEP1, so that the corrections to two hard photon emissions are expected to be below 1.4 permil. For the values at $z_{\text{min}} = 0.9$ and calorimetric event selection, these corrections are expected to be much bigger (at a few permil level).

All included we estimate at small-angle an accuracy of the order of 0.1% -0.2% for typical experimental cuts for both LEP1 and LEP2 energies.

At large-angle we estimate the accuracy of the $O(\alpha_s^2 L^2)$ soft interference contribution up to 1% (depending on energy and cuts) at LEP1, but much smaller at LEP2. The error, coming from the approximate treatment of two hard photon emission, is estimated as explained above for the small-angle case, and is smaller for more stringent acollinearity cut. All included we estimate an accuracy of the order of 1% in the worst case at LEP1, when the beam energy is a few GeV above the Z boson peak, while typical accuracy for relatively loose cuts is 0.5%.

The three programs run separately. They provide initialization and crucial volume definition according to input parameters, then starts the generation of events according to appropriate variables, which smooth the cross-section behavior. Rejection is performed through the routine TRIGGER, where the special cuts can be implemented. The program stops when the requested number of accepted events is reached or alternatively when the requested accuracy is obtained.

The following data have to be provided in input: mass of the Z, mass of the top quark, mass of the Higgs, value of $\alpha_s(M_Z)$, value of α_Z , the beam energy E_{beam} , the minimum energy for final leptons E_{min} (larger than 1 GeV), minimum and maximum angle for the scattered electron (positron) with the initial electron (positron) direction, maximum acollinearity allowed between final electron and positron, number of accepted events to be produced, numbers to initialize the random number generator. The following possibilities are also provided: i) to switch on or off the leading contribution from virtual and soft emitted pairs [3], ii) to calculate separately the different channel contributions (useful for tests), iii) the recording of the generated events of each component program in a separate file.

For $O(\alpha_s)$ programs the minimum and maximum energy allowed for the photon has to be specified. The input of BHAGEN-1PH requires also the maximum acoplanarity, and minimum angles of the emitted photon with initial and final fermion directions, if the contributions with the collinear photons are to be excluded.

Each program returns the input parameters and the values of the cross-section obtained with weighted and unweighted events, with the relative statistical variance (one standard deviation). Of course, due to the efficiency, the weighted cross-section is usually much more precise than the unweighted one. The total integrated cross-section is then calculated according to Eq. (34).

z_{min}	0.1	0.3	0.5	0.7	0.9
BARE1(WW)		-0.24	-0.29	-0.23	-0.11
CALO1(WW)		-0.46	-0.75	-1.15	-2.29
CALO2(WW)	-0.38	-0.60	-1.01	-1.66	-3.57
SICAL2(WW)	+0.35	+0.26	+0.005	-1.02	-3.34
CALO2(NN)	-0.54	-0.73	-1.06	-1.76	-3.66
CALO2(NW)	+0.01	-0.22	-0.64	-1.39	-3.40
CALO2(WW-all incl.)	-0.36	-0.57	-0.96	-1.59	-3.42
CALO2(NN-all incl.)	-0.52	-0.70	-1.02	-1.69	-3.51
CALO2(WN-all incl.)	+0.00	-0.21	-0.61	-1.33	-3.26
CALO3(NN)	-1.14	-1.29	-1.56	-2.19	-4.38
CALO3(NW)	-0.21	-0.41	-0.77	-1.61	-3.95
CALO2(WW)		-0.61	-1.02	-1.68	-3.62
SICAL2(WW)		+0.25	+0.04	-1.03	-3.40

Table 1: Correction R , defined in Eq. (35), due to the approximate treatment of the one hard photon emission in BHAGEN 94, in % of the BHAGEN 95 cross-section. All event selections are defined in [10] in the same notation. First 9 rows are for LEP1 and last 4 rows are for LEP2 energies. The option 'all incl.' means that all possible contributions are included, while the remaining tests are done only for t-channel contributions with vacuum polarization switched off.

6 Comparisons at small-angle.

The $O(\alpha_s)$ results are tested with other programs in [4] for bare event selection and in [10] also for calorimetric event selection, where the precision of 0.03 % is confirmed, as a consequence of the agreement of different programs within statistical errors.

In [4] the results of BHAGEN 94, including the improvement outlined here in section 2, are presented for a comparison of the cross-section with the naive electron and positron scattering angles in the range 3° to 8° . From this comparison it is clear that we cannot reach a precision better than 0.3% using only the structure function approach.

To have a better precision the code BHAGEN 95 is settled, with the features described in the previous section. Several preliminary results are already presented and compared in [10], so we correct the few which are revised, but we do not repeat here the unchanged ones.

In Fig. 16 of [10], in the comparison at small-angle (t-channel only) the bare event selection case (BARE1, WW) shows good agreement (almost inside the 0.1% box) up to

$z_{\text{min}} = 0.9$ included among all the programs (BHAGEN 95, BHLUM I 4.03 [12], OLD-BIS+LUM LOG [15], SABSPV [13], NLLBHA [14]).

For calorimetric event selections BHAGEN 95 and OLD-BIS+LUM LOG have very close results for every event selection cut, but they agree (within 0.1% at LEP 1 and 0.2% at LEP 2) with BHLUM I and SABSPV only for values of the parameters close to the real experimental ones (NW or WW, $0.3 \leq z_{\text{min}} \leq 0.7$). The difference is larger for more severe cuts (as in the NN case) and for $z_{\text{min}} = 0.9$.

It is proposed in [10] that for OLD-BIS+LUM LOG the difference is due to the so called 'classical limit' (i.e. zero radiation emission limit) which could be different in higher orders.

For BHAGEN 95 we believe that the difference is due to the approximate treatment of two hard photons illustrated in previous section, while the 'classical limit' is sufficiently accurate. In fact for calorimetric event selection, even for $z_{\text{min}} \neq 1.0$, that limit is not approached, as almost collinear hard photons can join the e^+e^- lepton in the cluster. The 'classical limit' is approached only for BARE1 event selection, where all the programs are in substantial agreement even at $z_{\text{min}} = 0.9$, and remarkably there the estimated error in BHAGEN 95 on the basis of Table 1 is only about 0.01%. On the contrary for calorimetric event selection and $z_{\text{min}} = 0.9$ hard photons are included within very stringent cuts on phase space, as the cluster opening is very narrow. The structure function approach (used in the part of BHAGEN 95 called BHAGEN 94) for this configuration is expected to be inaccurate, as it is not able to mimic very sophisticated cuts.

In conclusion, at small-angle for the test cross-section called 't-channel only', the results of BHAGEN 95 are in very good agreement with those of OLD-BIS+LUM LOG, and inside the errors also with those of BHLUM I and SABSPV. The accuracy of BHAGEN 95 is very much dependent on the event selection used, and is of the order of 0.1% - 0.2% for typical experimental cuts, while for more stringent cuts it can amount up to say 0.5%, with the source of the error well understood.

The results for the complete cross-section of BHAGEN 95, with all the other contributions included, are presented and compared in Table 18 and in Fig. 17 of [10], repeated here in Fig. 1 for completeness¹.

It is interesting to compare the difference between the complete results (all included) of Table 18 and the 't-channel only' results of Tables 14 and 16 of [10] for BHLUM I and BHAGEN 95 (for SABSPV values the comparison has no significance due to larger statistical errors). In Table 2 are presented the values for different angular ranges (WW, NN, WN) and energy threshold z_{min} , taken from Table 18 of [10] for BHLUM I and calculated as indicated above for BHAGEN 95.

The difference is mainly due to vacuum polarization correction, presumably implemented in the same way in both programs, using also the parameterization in [30], and to the Z interference term. This latter contribution at small-angle is in the range of 1 permil of the total cross-section, depending mostly on the angular range allowed and much less on the other details of the selection.

¹The values of BHAGEN 95 in Fig. 2 of [11] differ slightly from the ones in [10], due to a second bug introduced in the rushing of a previous (actually inactive) bug in the routine TRIGGER. The corrected results confirm those already presented in [10].

In the last column of Table 2 is presented in perm il the variation

$$V = 1000 \frac{(\text{BHAGEN 95}) - (\text{BHLUM I})}{(\text{BHLUM I}_{\text{all incl}})} ; \quad (36)$$

between the complete cross-section obtained with BHLUM I and the one obtained with BHAGEN 95, due to the difference in vacuum polarization implementation and Z interference correction. It can be seen that in the experimentally interesting region the variation is statistically significant, always positive and increasing with z_{min} , and it is almost up to 0.1% .

z_{min}	(BHLUM I, $W W$)	(BHAGEN 95, $W W$)	V ($W W$)
0.1	5.140 (8)	5.203 (11)	0.46 (10)
0.3	5.126 (8)	5.197 (14)	0.52 (12)
0.5	5.100 (8)	5.195 (14)	0.70 (12)
0.7	4.994 (8)	5.125 (16)	0.99 (14)
0.9	4.627 (8)	4.821 (16)	1.57 (15)
	(BHLUM I, NN)	(BHAGEN 95, NN)	V (NN)
0.1	3.751 (7)	3.802 (14)	0.51 (16)
0.3	3.742 (7)	3.801 (14)	0.60 (16)
0.5	3.728 (7)	3.799 (14)	0.72 (16)
0.7	3.678 (7)	3.774 (14)	0.99 (16)
0.9	3.430 (7)	3.579 (14)	1.64 (18)
	(BHLUM I, $W N$)	(BHAGEN 95, $W N$)	V ($W N$)
0.1	3.883 (4)	3.920 (13)	0.36 (14)
0.3	3.873 (4)	3.919 (13)	0.45 (14)
0.5	3.854 (4)	3.916 (13)	0.61 (14)
0.7	3.779 (4)	3.869 (13)	0.90 (14)
0.9	3.478 (4)	3.624 (14)	1.59 (15)

Table 2: The difference , in nb, between the complete cross-section and the ‘t-channel only’ contribution, for BHLUM I and BHAGEN 95, for several event selections ($W W$, NN , and $W N$ angular range), for $2E_b = 92.3$ GeV . In the last column is the variation V , defined in Eq. (36), giving in perm il the difference due to vacuum polarization implementation and Z interference correction of BHAGEN 95 respect to BHLUM I. In brackets is the statistical error on the last digits.

It seems difficult that the difference comes from vacuum polarization implementation, so we have investigated the Z interference contribution.

In the next section are reported comparisons at large-angle: BHAGEN 95 is in a good agreement (about 0.5%) with the other programs (notably with ALIBABA for BARE event selection), where the contribution of the Z interference term amounts up to half of the cross-section.

The accuracy of the Z interference term included in BHLUM I is tested in [31], relying mostly on the comparison with the ALIBABA code, so we have obtained results in the same conditions for BHAGEN 95 for comparison. The results of ALIBABA and

the Born cross-sections, to which the results are normalized, were taken from [32] for old generation luminometers (LCAL: larger angular range between $3:3$ and $6:3$) and from [33] for new generation luminometers (SCAL: smaller angular range between $1:5$ and $3:15$, more similar to the ones used in [10]), while the results of BHLUMI are taken from [31] in the same conditions. In Table 3 the results of ALIBABA, BHLUMI and BHAGEN 95 in the SCAL angular range are inside the 0.01% difference, and in the LCAL angular range are inside the 0.05%. This test is done for very loose cuts: no cut on photon energy and angles is applied and only the angular ranges of leptons are restricted. In the results of Table 2 the agreement between BHLUMI and BHAGEN 95 is much better for the looser cuts, than for the more severe ones, and this could be the reason for the better agreement in Table 2.

It is however difficult to identify with certainty the source of the difference without a more detailed analysis, particularly if it comes from a different use of the same electroweak parameters, but it would be necessary in case the accuracy has to be better than 0.1%.

$2E_b$	LCAL angular range			SCAL angular range		
	BHAGEN 95	ALIBABA	BHLUMI	BHAGEN 95	ALIBABA	BHLUMI
89.661	0.757	0.778	0.794	0.165	0.172	0.175
90.036	0.779	0.799	0.816	0.169	0.177	0.180
90.411	0.724	0.747	0.754	0.156	0.164	0.165
90.786	0.527	0.545	0.538	0.112	0.117	0.116
91.161	0.175	0.187	0.158	0.035	0.036	0.032
91.563	-0.206	-0.206	-0.247	-0.048	-0.050	-0.057
91.911	-0.473	-0.479	-0.521	-0.105	-0.110	-0.116
92.286	-0.602	-0.609	-0.647	-0.132	-0.136	-0.143
92.661	-0.642	-0.650	-0.678	-0.141	-0.145	-0.150

Table 3: Z interference term (in % of Born cross-section) for BHAGEN 95, ALIBABA and BHLUMI for two different angular ranges (LCAL and SCAL) as a function of the beam energy.

7 Comparisons at large-angle.

At large-angle some comparisons were presented for LEP1 and LEP2 energies in [10]. However, as mentioned also there, the higher orders weak and QCD corrections were just implemented in BHAGEN 95 and the results were very preliminary. Unfortunately some bugs were present in the program and, after their correction and test, the new results of BHAGEN 95 can now be compared with the ones of the other programs ALIBABA [17], TOPAZ0 [19], BHAGENE3 [20], UNIBAB [21], BHWIDE [22], SABSPV [13].

We report here the new results of BHAGEN 95 in Fig. 2 and Fig. 3 for LEP1 and in Fig. 4 for LEP2 energies (corresponding respectively to Fig. 19, 20 and Fig. 21 in [10] in the same notation), for scattering angles $40^\circ < \theta < 140^\circ$ and $0^\circ < \phi < 180^\circ$.

We estimate that at large-angle the accuracy of the program BHAGEN 95 is 0.5% everywhere, except in the region of a few GeV above the Z boson peak, where, due to

the absence of the calculation of the leading $O(\alpha_s^2 L^2)$ term in s-channel interference, it can be assumed to be up to 1% [3].

In Fig. 2, for LEP1 energy and BARE type event selection the results of BHAGEN95 are in agreement with most of the programs inside 0.5% for energies under and on top of the Z boson peak, while above the resonance and with more stringent acollinearity cuts (10°) there is a noticeable agreement with ALIBABA, but some difference from other programs, which however is still less than 1%. The same pattern is kept for the calorimetric event selection CALO, shown in Fig. 3, where unfortunately results from ALIBABA are no longer available.

In Fig. 4, for LEP2 energies and CALO event selection, there is a remarkable clustering in a 2% interval of most of the programs.

8 Conclusions.

The Monte Carlo integrator BHAGEN95 (available on request from the authors) calculates the cross-section of the Bhabha scattering with continuity from small to large-angle and from LEP1 to LEP2 energies.

The program contains all the necessary corrections to provide results, for typical experimental event selections, with the precision required to usefully compare with experimental measurements and other theoretical results. We estimate a precision of 0.1-0.2% at small-angle, in the angular range of the new generation of LEP luminometers, mainly due to the inaccuracy in the two hard photon emission contribution. At large-angle for both LEP1 and LEP2 energies, we estimate a precision of 0.5% with the exception of the region of the beam energies a few GeV above the Z boson resonance, where the relevance of the still missing calculation of the leading $O(\alpha_s^2 L^2)$ radiative corrections to the Z interference term spoils the accuracy up to 1%, as in every other present calculation.

We have performed a detailed comparison of the photonic and weak corrections for both small-angle (angular range of the new generation of LEP luminometers) and large-angle Bhabha scattering.

At small-angle we obtain an agreement better than 0.02% at $O(\alpha_s)$ with the program OLDBIS for every type of event selection. In the comparison beyond the $O(\alpha_s)$, but limited to the t-channel only, with vacuum polarization and Z interference switched on, the results of BHAGEN95 agree with the ones of OLDBIS+LUMLOG better than 0.03%, for typical experimental event selection, and have a difference less than 0.1% with BHLUMI and SABSPV in these conditions. For event selections less realistic for experiments the results of BHAGEN95 (and also of OLDBIS+LUMLOG) can differ from the ones of BHLUMI and SABSPV of a few per mil. We believe to understand the difference (at least in the BHAGEN95 case) as due to the inaccuracy in the two hard photon emission contribution, which depends on the details of the event selection used and is smaller for looser cuts. When all possible contributions are switched on the agreement between BHLUMI, SABSPV and BHAGEN95 is inside 0.1% for realistic experimental event selection, as presented in Fig. 1 (same as in Fig. 17 of [10]). The better agreement in this case is due to a slightly larger (but less than 0.1%) contribution of BHAGEN95, coming mainly

from the implementation of the vacuum polarization and/or Z interference correction. We have investigated this small difference, but it is impossible to disentangle the contributions without ad hoc runs of all the compared programs.

At large-angle and in the LEP1 energy range the corrected results of BHAGEN 95 are shown in Fig. 2 and in Fig. 3; the difference with the other results is within 0.5% around the Z boson resonance, being bigger for energies a few GeV above the peak, where BHAGEN 95 is in agreement with ALIBABA within 0.5% and within 1% with other codes.

For LEP2 energies although the differences between the codes are larger (up to 2% for the cluster of the results of TOPAZ0, BHWIDE, SABSPV and BHAGEN 95), as shown in Fig. 4, the precision is comparable with the foreseen experimental accuracy.

Acknowledgments

Useful conversations with the conveners (S. Jadach and O. Nicrosini) and all the members of the CERN Working Group of the Event Generators for Bhabha Scattering are gratefully acknowledged. We thank W. Hollik for useful informations about the BHM/WOH approach and W. Beenakker about the ALIBABA parameters. One of us (HC) is grateful to the Bologna Section of INFN and to the Department of Physics of Bologna University for support and kind hospitality.

References

- [1] M. Cacciari, H. Czyz and E. Remiddi, *Nuovo Cim.* 105A (1992) 277.
- [2] M. Cacciari, H. Czyz and E. Remiddi, *Int. J. Mod. Phys.* 4 (1993) 591.
- [3] M. Cacciari, H. Czyz and E. Remiddi, *Phys. Lett. B* 327 (1994) 369.
- [4] M. Cacciari, H. Czyz and E. Remiddi, Report of the working group on precision calculations for the Z resonance, D. Bardin, W. Hollik and G. Passarino Eds, CERN 95-03 (1995) 361.
- [5] S. Jadach, E. Richter-Was, B. F. L. Ward and Z. Was, *Phys. Lett. B* 253 (1991) 469.
- [6] S. Jadach, E. Richter-Was, B. F. L. Ward and Z. Was, *Phys. Lett. B* 260 (1991) 438.
- [7] S. Jadach, E. Richter-Was, B. F. L. Ward and Z. Was, *Phys. Lett. B* 268 (1991) 253; *Comput. Phys. Commun.* 70 (1992) 305.
- [8] M. Cacciari, G. Montagna, O. Nicrosini and F. Piccinini, Report of the working group on precision calculations for the Z resonance, D. Bardin, W. Hollik and G. Passarino Eds, CERN 95-03 (1995) 389.
- [9] M. Cacciari, H. Czyz and E. Remiddi, *Phys. Lett. B* 378 (1996) 357;
M. Cacciari and H. Czyz, *Comput. Phys. Commun.* 100 (1997) 99.
- [10] S. Jadach, O. Nicrosini, H. Anlauf et al., *Events Generators for Bhabha Scattering, Physics at LEP2*, G. Altarelli, T. Sjstrand and F. Zwimer Eds, CERN 96-01, Vol2 (1996) 229.

- [11] A .A rbuzov et al, Phys. Lett. B 383 (1996) 238.
- [12] S. Jadach, E .R ichter-W as, B F L.W ard and Z.W as, Phys. Lett. B 353 (1995) 362;
preprint CERN-TH/96-158.
- [13] M .C acciari, G .M ontagna, O .N icrosini, and F .P iccinini, Com put. Phys. Com m un.
90 (1995) 301.
- [14] A B .A rbuzov et al, Nucl. Phys. B 485 (1997) 457; preprint hep-ph/9612201;
A B .A rbuzov, E A .K uraev, N P .M erenkov and L.T rentadue, JEPT , 81 (1995) 638.
- [15] S. Jadach and B F L.W ard, preprint CERN-TH/96-156.
- [16] F A .Berends, R .K leiss and W .H ollik, Nucl. Phys. B 304 (1988) 712.
- [17] W .B eenakker, F A .Berends and S.C .van derM arck, Nucl. Phys. B 349 (1991) 923;
Nucl. Phys. B 355 (1991) 281.
- [18] D .B ardin et al, Nucl. Phys. B 351 (1991)1.
- [19] G .M ontagna et al, Com put. Phys. Com m un. 76 (1993) 328.
- [20] J.H .F ield, Phys. Lett. B 323 (1994) 432;
J.H .F ield and T .R iemann, Com put. Phys. Com m un. 94 (1996) 53.
- [21] H .A nlauf et al, Com put. Phys. Com m . 79 (1994) 466.
- [22] S. Jadach, W .P laczek, and B F L.W ard, Phys. Lett. B 390 (1997) 298.
- [23] M .C a o, E .R em iddi and F .S em eria, Z Physics at LEP 1, G .A Itarelli, R .K leiss and
C .Verzegnassi Ed.s, CERN 89-08, Vol.1 (1989) 171.
- [24] M .Skrzypek and S. Jadach, Z .Phys. C 49 (1991) 577.
- [25] W .H ollik, Fortschr. Phys. 38 (1990) 165.
M .B ohm , A .D enner and W .H ollik, Nucl. Phys. B 304 (1988) 687; Appendix in
preprint DESY 86-165 (1986);
M .B ohm , W .H ollik and H .S piesberger, Fortschr. Phys. 11 (1986) 687.
- [26] D .B ardin et al, Report of the working group on precision calculations for the Z
resonance, D .B ardin, W .H ollik and G .P assarino Ed.s, CERN 95-03 (1995) 7.
- [27] M .C onsolidi, W .H ollik, F .J egerlehner, Z Physics at LEP 1, G .A Itarelli, R .K leiss and
C .Verzegnassi Ed.s, CERN 89-08, Vol.1 (1989) 7.
- [28] J.F leischer, O .V .T arasov and F .J egerlehner, Phys. Lett. B 319 (1993) 249;
R .B arbieri, M .B eocaria, P .C iafaloni, G .C urci and A .V icere, Phys. Lett. B 288
(1992) 95.
- [29] B A .K niehl, Nucl. Phys. B 347 (1990) 86.

- [30] H .Burkhardt, F .Jegerlehner, G .Penso and C .Verzegnassi, Z .Phys. C 43 (1989) 497;
 S .E idelman and F .Jegerlehner, Z .Phys. C 67 (1995) 585;
 H .Burkhardt and B .P ietrzyk, Phys. Lett. B 356 (1995) 398.
- [31] S .Jadach, W .P laczek, B F L .W ard, Phys. Lett. B 353 (1995) 349.
- [32] W .Beenakker and B P ietrzyk, Phys. Lett. B 296 (1992) 241.
- [33] W .Beenakker and B P ietrzyk, Phys. Lett. B 304 (1993) 366.

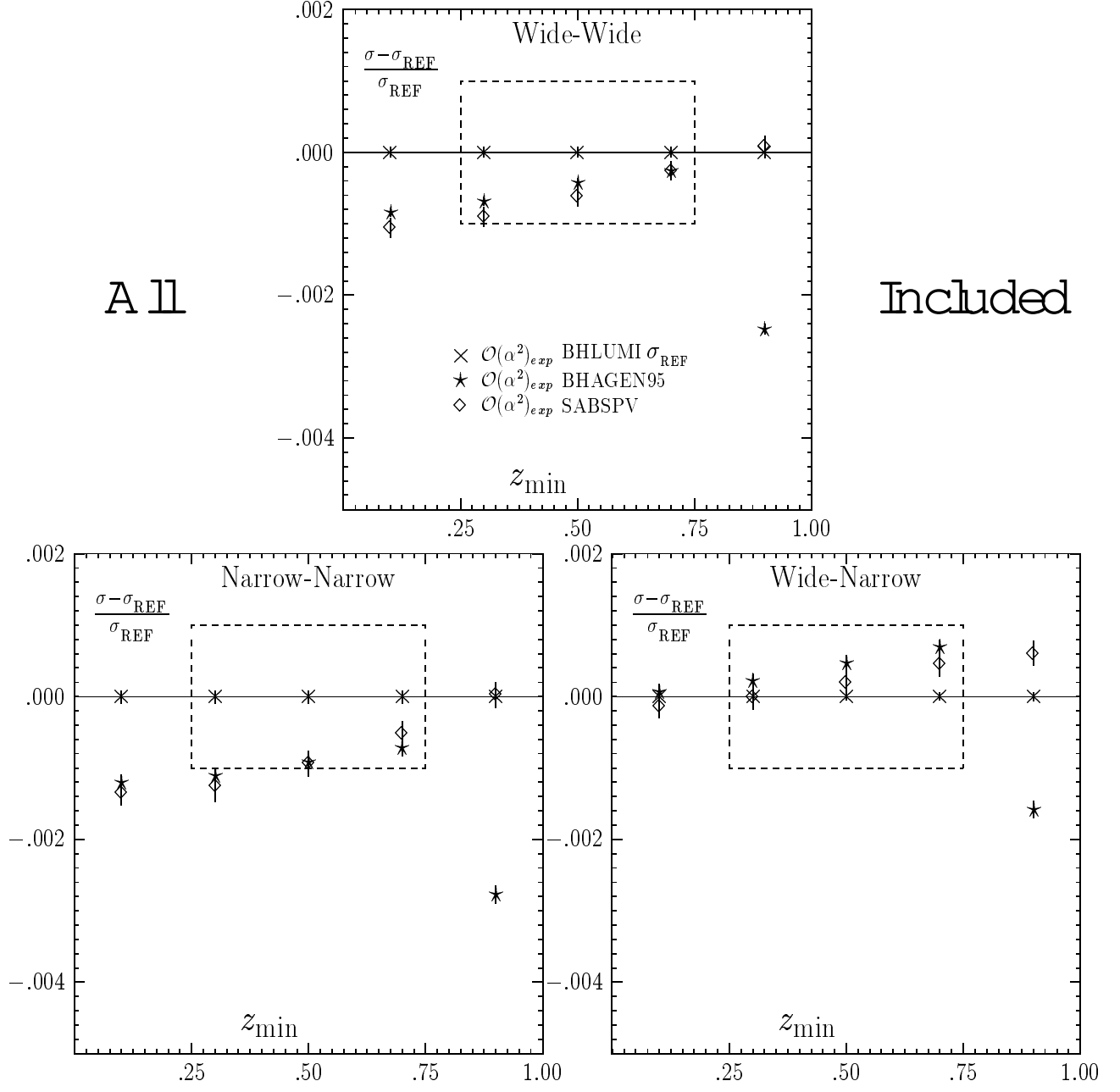


Figure 1: Monte Carlo results for various symmetric/asymmetric versions of the CALO2 ES, for matrix elements beyond first order. Z exchange, up-down interference and vacuum polarization are switched ON. The center of mass energy is $\sqrt{s} = 92.3 \text{ GeV}$. Not available x-sections are set to zero. In the plot, the $\mathcal{O}(\alpha^2)_{\text{exp}}^{\text{YFS}}$ cross section σ_{BHL} from BHLUMI 4x is used as a reference cross section.

No.	E_{CM}	TOPAZ0	BHWIDE	BHAGENE3	ALIBABA	BHAGEN95
(a) BARE $acol_{max} = 10^\circ$						
1.	88.45	$.4579 \pm .0003$	$.4560 \pm .0004$	$.4495 \pm .0016$	$.4575 \pm .0003$	$.4578 \pm .0002$
2.	89.45	$.6452 \pm .0002$	$.6429 \pm .0006$	$.6334 \pm .0023$	$.6440 \pm .0003$	$.6445 \pm .0003$
3.	90.20	$.9115 \pm .0002$	$.9087 \pm .0008$	$.8997 \pm .0033$	$.9090 \pm .0004$	$.9095 \pm .0004$
4.	91.19	$1.1846 \pm .0002$	$1.1797 \pm .0010$	$1.1847 \pm .0033$	$1.1840 \pm .0004$	$1.1822 \pm .0005$
5.	91.30	$1.1639 \pm .0002$	$1.1592 \pm .0009$	$1.1667 \pm .0033$	$1.1636 \pm .0005$	$1.1619 \pm .0005$
6.	91.95	$.8738 \pm .0002$	$.8711 \pm .0007$	$.8856 \pm .0028$	$.8769 \pm .0003$	$.8742 \pm .0004$
7.	93.00	$.4771 \pm .0002$	$.4761 \pm .0005$	$.4808 \pm .0019$	$.4814 \pm .0001$	$.4796 \pm .0002$
8.	93.70	$.3521 \pm .0002$	$.3512 \pm .0004$	$.3521 \pm .0013$	$.3556 \pm .0001$	$.3550 \pm .0001$
(b) BARE $acol_{max} = 25^\circ$						
1.	88.45	$.4854 \pm .0003$	$.4808 \pm .0005$	$.4699 \pm .0016$	$.4833 \pm .0003$	$.4826 \pm .0002$
2.	89.45	$.6746 \pm .0003$	$.6699 \pm .0006$	$.6593 \pm .0023$	$.6727 \pm .0003$	$.6710 \pm .0003$
3.	90.20	$.9438 \pm .0003$	$.9387 \pm .0008$	$.9279 \pm .0033$	$.9425 \pm .0003$	$.9384 \pm .0004$
4.	91.19	$1.2198 \pm .0003$	$1.2130 \pm .0010$	$1.2169 \pm .0034$	$1.2187 \pm .0004$	$1.2133 \pm .0005$
5.	91.30	$1.1989 \pm .0003$	$1.1924 \pm .0010$	$1.1995 \pm .0034$	$1.1982 \pm .0004$	$1.1928 \pm .0005$
6.	91.95	$.9054 \pm .0002$	$.9011 \pm .0007$	$.9124 \pm .0026$	$.9089 \pm .0003$	$.9014 \pm .0003$
7.	93.00	$.5040 \pm .0002$	$.5013 \pm .0005$	$.4996 \pm .0019$	$.5054 \pm .0002$	$.5027 \pm .0002$
8.	93.70	$.3777 \pm .0002$	$.3749 \pm .0004$	$.3689 \pm .0013$	$.3782 \pm .0001$	$.3771 \pm .0001$

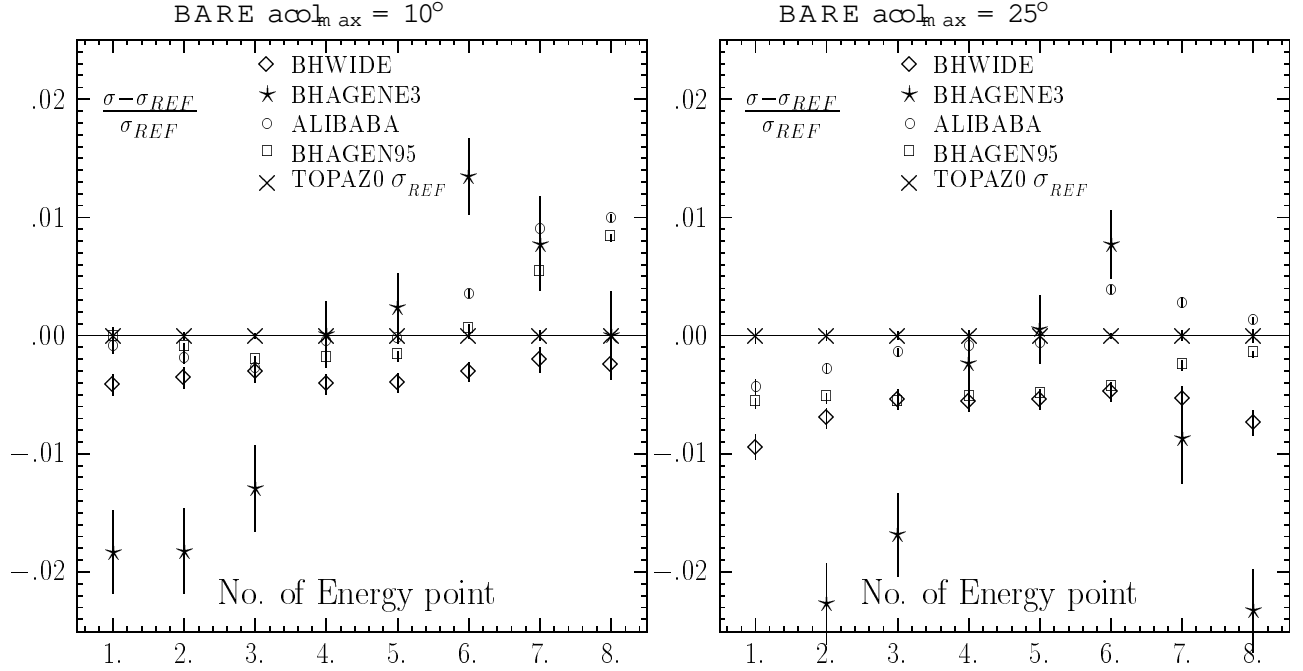


Figure 2: Monte Carlo results for the BARE ES, for two values (10° and 25°) of acollinearity cut. Center of mass energies (in GeV) close to Z peak. In the plots, the cross section σ_{REF} from TOPAZ0 is used as a reference cross section. Cross sections in nb.

No.	E_{CM}	TOPAZ0	BHWIDE	BHAGENE3	UNIBAB	BHAGEN95
(a) CALO $acol_{max} = 10^\circ$						
1.	88.45	$.4533 \pm .0004$	$.4523 \pm .0004$	$.4467 \pm .0008$	$.4490 \pm .0010$	$.4524 \pm .0001$
2.	89.45	$.6387 \pm .0004$	$.6377 \pm .0006$	$.6302 \pm .0011$	$.6358 \pm .0012$	$.6370 \pm .0002$
3.	90.20	$.9023 \pm .0003$	$.9016 \pm .0008$	$.8920 \pm .0015$	$.9021 \pm .0014$	$.8990 \pm .0003$
4.	91.19	$1.1725 \pm .0001$	$1.1707 \pm .0010$	$1.1767 \pm .0021$	$1.1772 \pm .0016$	$1.1689 \pm .0004$
5.	91.30	$1.1520 \pm .0001$	$1.1505 \pm .0009$	$1.1571 \pm .0020$	$1.1559 \pm .0016$	$1.1491 \pm .0004$
6.	91.95	$.8649 \pm .0001$	$.8646 \pm .0007$	$.8795 \pm .0015$	$.8689 \pm .0012$	$.8660 \pm .0003$
7.	93.00	$.4723 \pm .0001$	$.4725 \pm .0005$	$.4796 \pm .0008$	$.4733 \pm .0008$	$.4761 \pm .0001$
8.	93.70	$.3486 \pm .0001$	$.3486 \pm .0004$	$.3507 \pm .0006$	$.3486 \pm .0007$	$.3526 \pm .0001$
(b) CALO $acol_{max} = 25^\circ$						
1.	88.45	$.4769 \pm .0004$	$.4742 \pm .0004$	$.4696 \pm .0008$	$.4733 \pm .0010$	$.4741 \pm .0001$
2.	89.45	$.6638 \pm .0003$	$.6615 \pm .0006$	$.6556 \pm .0011$	$.6619 \pm .0012$	$.6599 \pm .0002$
3.	90.20	$.9297 \pm .0003$	$.9278 \pm .0008$	$.9207 \pm .0012$	$.9302 \pm .0014$	$.9236 \pm .0003$
4.	91.19	$1.2025 \pm .0003$	$1.1994 \pm .0010$	$1.2074 \pm .0021$	$1.2073 \pm .0016$	$1.1954 \pm .0004$
5.	91.30	$1.1819 \pm .0003$	$1.1790 \pm .0010$	$1.1879 \pm .0021$	$1.1860 \pm .0016$	$1.1753 \pm .0004$
6.	91.95	$.8924 \pm .0003$	$.8909 \pm .0007$	$.9058 \pm .0016$	$.8965 \pm .0012$	$.8899 \pm .0003$
7.	93.00	$.4964 \pm .0003$	$.4954 \pm .0005$	$.5004 \pm .0009$	$.4976 \pm .0008$	$.4971 \pm .0001$
8.	93.70	$.3717 \pm .0003$	$.3704 \pm .0004$	$.3690 \pm .0006$	$.3720 \pm .0007$	$.3730 \pm .0001$

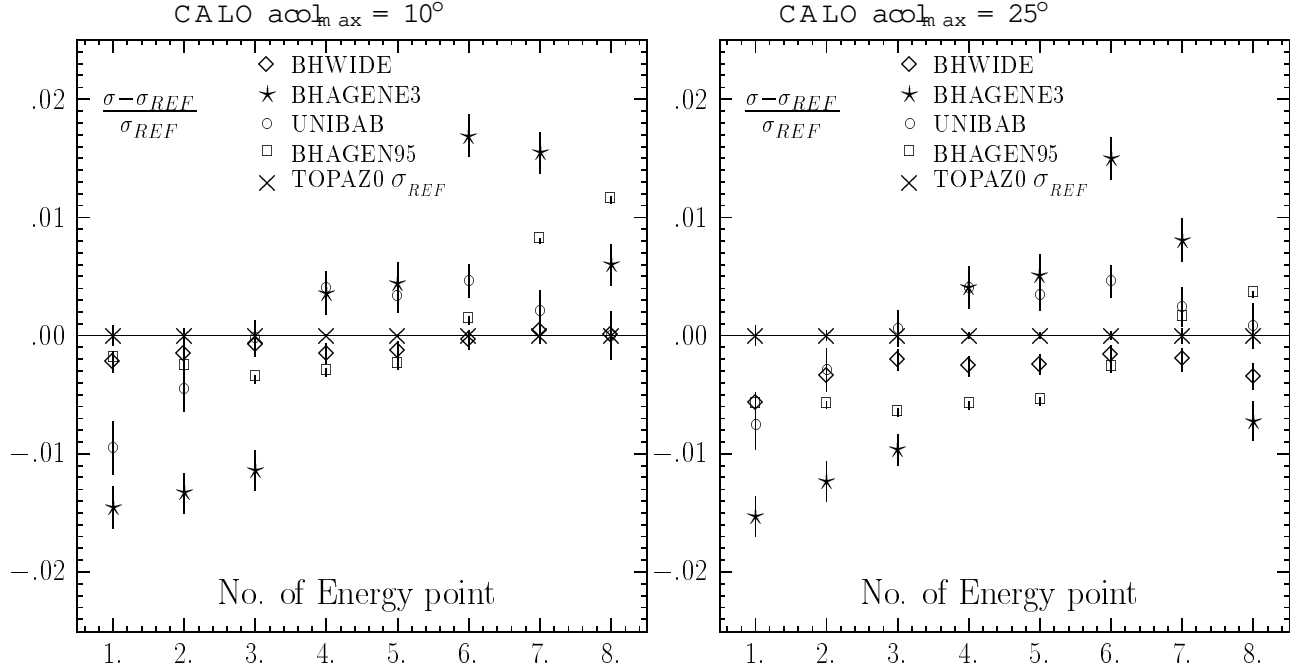


Figure 3: Monte Carlo results for the CALO ES, for two values (10° and 25°) of acollinearity cut. Center of mass energies (in GeV) close to Z peak. In the plots, the cross section σ_{REF} from TOPAZ0 is used as a reference cross section. Cross sections in nb.

No.	BHWIDE	TOPAZ0	BHAGENE3	UNIBAB	SABSPV	BHAGEN95
(a) CALO $acol_{max} = 10^\circ$						
1.	$35.257 \pm .040$	$35.455 \pm .024$	$34.690 \pm .210$	$34.498 \pm .157$	$35.740 \pm .080$	$35.800 \pm .019$
2.	$29.899 \pm .034$	$30.024 \pm .020$	$28.780 \pm .170$	$29.189 \pm .134$	$30.270 \pm .070$	$30.296 \pm .016$
3.	$25.593 \pm .029$	$25.738 \pm .015$	$24.690 \pm .150$	$24.976 \pm .115$	$25.960 \pm .060$	$25.958 \pm .014$
(b) CALO $acol_{max} = 25^\circ$						
1.	$39.741 \pm .049$	$40.487 \pm .025$	$39.170 \pm .280$	$39.521 \pm .158$	$40.240 \pm .100$	$40.463 \pm .021$
2.	$33.698 \pm .042$	$34.336 \pm .017$	$32.400 \pm .190$	$33.512 \pm .135$	$34.100 \pm .080$	$34.287 \pm .018$
3.	$28.929 \pm .036$	$29.460 \pm .013$	$27.840 \pm .160$	$28.710 \pm .116$	$29.280 \pm .070$	$29.409 \pm .015$

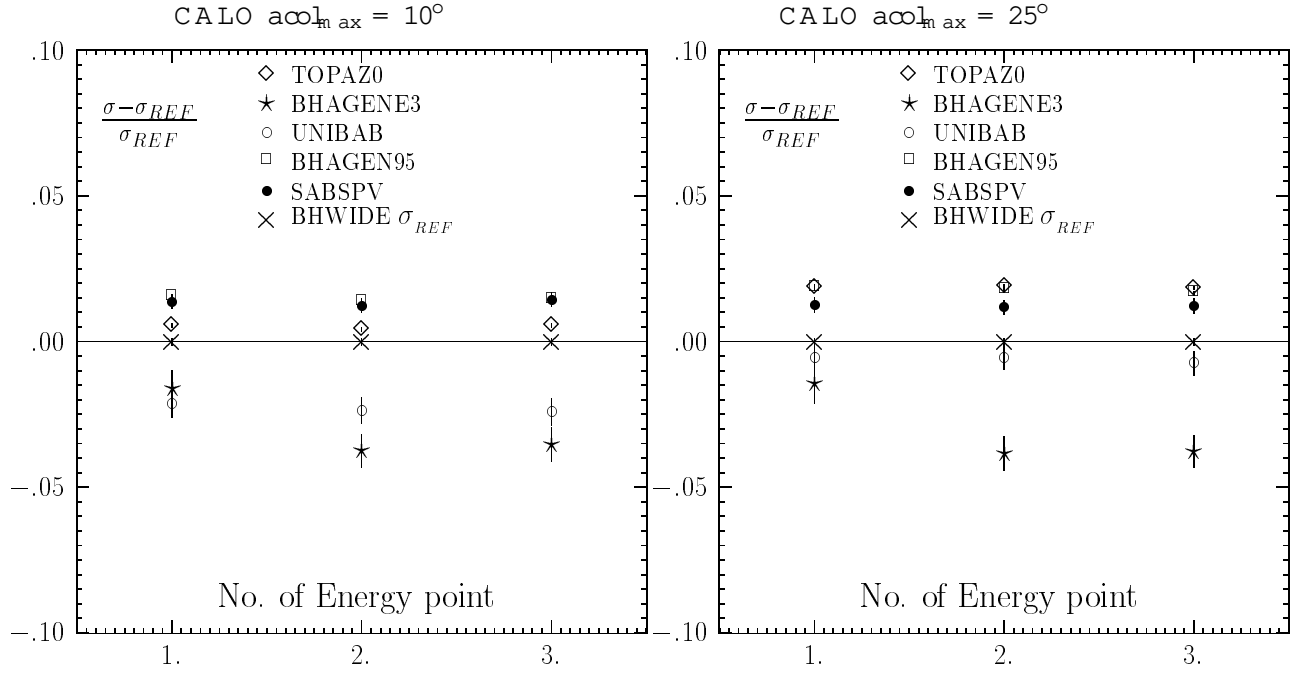


Figure 4: Monte Carlo results for the CALO ES, for two values (10° and 25°) of acollinearity cut. Center of mass energies close to W -pair production threshold (E_{CM} : 1.175 GeV, 2.190 GeV, 3.205 GeV). In the plots, the cross section σ_{REF} from BHWIDE is used as a reference cross section. Cross sections in pb.