

ETH-TH/97-11
March 1997

Theoretical Aspects of Higgs Hunting at LHC¹

Zoltan Kunszt

Institute of Theoretical Physics, ETH, Zurich, Switzerland

Abstract

I review recent developments in the theoretical study of Higgs search at LHC.

¹Talk given at the Ringberg Workshop on "The Higgs puzzle – What can we learn from LEP2, LHC, NLC, and FCC?" (8 – 13 December, 1996).

1 Introduction

One of the most important physics goal of the LHC is the search for Higgs boson(s) [1, 2]. During the last six years the design energy and machine luminosity have been changed (not always so as we hoped). For the simulation works carried out during the Aachen workshop (1990) $\sqrt{s} = 16\text{TeV}$ energy and $L = 10^5\text{pb}^{-1} - 3 \cdot 10^5\text{pb}^{-1}$ integrated luminosity per year was assumed. The CMS and ATLAS technical proposals [3, 4] (1994) used $\sqrt{s} = 14\text{TeV}$ and $L = 10^5\text{pb}^{-1}$. These values were approved by the CERN Council in 1994 December but it could not be excluded that in the first year of operation the experiments start data taking at $\sqrt{s} = 10\text{TeV}$ and $L = 10^4\text{pb}^{-1}$. As a result of these changes most of the numerical results to be found in the literature are now out-of-date. This motivates the update of the old calculations [5]. New theoretical and experimental information also calls for a re-examination of the benchmark values of the Standard Model Higgs Higgs branching ratios and production rates at the LHC [6, 7].

According to the so called "no loose scenario" in searching for the mechanism of the electroweak symmetry breaking

- i) either the Higgs will be discovered at LEP 2 or LEP 2 will establish a lower limit of $m_H > 95 - 100\text{GeV}$;
- ii) it is expected that LEP 1 and SLC will confirm an upper limit $600\text{GeV} > m_H$ by the end of the present LEP 2, SLC, LEP 2 and Tevatron program;
- iii) LHC will be able to discover the Standard Model Higgs boson in the remaining interval $600\text{GeV} > m_H > 95\text{GeV}$.

Other options are also possible. For example if the Higgs boson will be discovered at LEP 2 LHC can put stringent test on the supersymmetrised Standard Model; or if at LHC the Standard Model Higgs with $m_H > 160\text{GeV}$ will be found the Minimal Supersymmetric Standard Model will be ruled out; or LHC may find evidence for supersymmetry etc. This is exciting program require an unprecedented experimental effort and it has to be supported by a continuous improvement of the theoretical signal and background calculations. In a recent systematic study D. Froidevaux et al. [8] carried out an extended simulation work for the ATLAS detector. They argued that since we do not know all QCD radiative correction factors we should ignore all of them and so they used for all signal and background processes the lowest order cross-section formulas. Their study covers all the previously studied cross section and background processes [5]. While this is a consistent approach one should not abandon the careful evaluation of the very important higher order QCD corrections. M. Spira and collaborators prepared two very useful program packages [9] which include all the existing NLO corrections. HDECAY generates all branching fractions of the Standard Model Higgs boson and the Higgs bosons of the Minimal Supersymmetric Standard

Model (MSSM) while HGLUE provides the production cross sections of the SM and MSSM Higgs bosons via gluon fusion including the NLO QCD corrections. In a new interesting work Kramer et al. attempted to improve the description of the soft gluon radiation effects and also tried to estimate the size of the NNLO hard scattering cross sections [10]. Many additional improvements appeared recently to further analyze the signals of the Higgs bosons of the MSSM [11].

2 Electroweak and QCD input parameters

It is of interest to improve the calculations of the relevant cross sections and branching ratios including recently calculated QCD next-to-leading order corrections, new parton distributions fitted to recent HERA structure function data, and new values for electroweak input parameters, in particular for the top quark mass. In view of future plans cross sections have to be calculated at two collider energies, $\sqrt{s} = 10$ TeV and 14 TeV. Detailed studies (see, for example, Refs. [1, 2]) have shown that there is no single production mechanism or decay channel which dominates the phenomenology over the whole of the relevant Higgs mass range, $0(100 \text{ GeV}) < M_H < 0(1 \text{ TeV})$, rather there are several different scenarios depending on the value of M_H . The recent updates [6, 9, 7] took into account that

- (i) next-to-leading order corrections are now known for most of the subprocess production cross sections and partial decay widths;
- (ii) knowledge of the parton distribution functions has improved as more precision deep inelastic and other data have become available;
- (iii) the range of possible input parameter values (in particular the top quark mass m_t) has decreased as a result of precision measurements from LEP, the Tevatron pp collider and other experiments.

New benchmark results are available for cross sections and event rates as a function of M_H , for the two 'standard' LHC collision energies, $\sqrt{s} = 10$ and 14 TeV. The Higgs production cross sections, event rates and significance factors used in Refs. [3] and [4] have to be renormalized to the most up-to-date values. Detailed details of signals, backgrounds and search strategies can be found in the recent ATLAS [3] and CMS [4] Technical Proposals (see also ref. [7]). The latest input parameters are as follows

$$\begin{aligned}
 M_Z &= 91.186 \text{ GeV}; & \alpha_Z &= 2.495 \text{ GeV}; \\
 M_W &= 80.356 \text{ GeV}; & \alpha_W &= 2.088 \text{ GeV}; \\
 G_F &= 1.16639 \cdot 10^{-5} \text{ GeV}^{-2}; & \alpha_{\text{em}}(M_Z) &= 1/128.9;
 \end{aligned} \tag{1}$$

Each of these parameters has a small measurement error, the effect of these on the event rates is negligible compared to other uncertainties. The charged and neutral weak fermion-boson couplings are defined by

$$g_W^2 = \frac{e^2}{\sin^2 \theta_W} = 4 \frac{p}{2G_F M_W^2}; \quad g_Z^2 = \frac{e^2}{\sin^2 \theta_W \cos^2 \theta_W} = 4 \frac{p}{2G_F M_Z^2}; \quad (2)$$

For the vector and axial couplings of the Z boson to fermions, we should use the 'effective leptonic' value

$$\sin_e^2(\theta_W) = 0.232; \quad (3)$$

The QCD strong coupling enters explicitly in the production cross sections and in the branching ratios, and implicitly in the parton distributions. Since most quantities are known to next-to-leading order, it is more consistent to use two loops, with $\frac{(4)}{M_S} = 230 \text{ MeV}$ to match the MRS(A) default parton distribution sets. The scale for production cross sections is best given by the Higgs mass while for the branching ratios one should use the prescriptions of Refs. [12, 13]. I recall that we need also the values of the fermion masses $m_u = 0.105 \text{ GeV}$, $m_c = 1.28 \text{ GeV}$, $m_s = 0.3 \text{ GeV}$, $m_b = 4.18 \text{ GeV}$, $m_t = 175 \text{ GeV}$. The first generation of fermions and all neutrinos are taken to be massless, i.e. $m_u = m_d = m_e = m_\nu = 0$ and $m_\tau = m_\mu = 0$, with zero decay widths.

It is of interest to study of the variation of the production cross sections with m_t in the range $165 < m_t < 185 \text{ GeV}$, which subsumes the recent direct measurement (CDF and D0 combined) from the Tevatron pp collider of $m_t = 175 \pm 6 \text{ GeV}$.

Assuming that $M_H = 90 \text{ GeV}$ is a discovery mass limit for LEP2, one should cover the mass range $90 \text{ GeV} < M_H < 1 \text{ TeV}$. The discussion naturally falls into classes, depending on whether M_H is less than or greater than $O(2M_W)^a$.

^aThis defines the so-called 'intermediate-mass' and 'heavy' Higgs mass ranges, respectively.

3 SM Higgs branching ratios

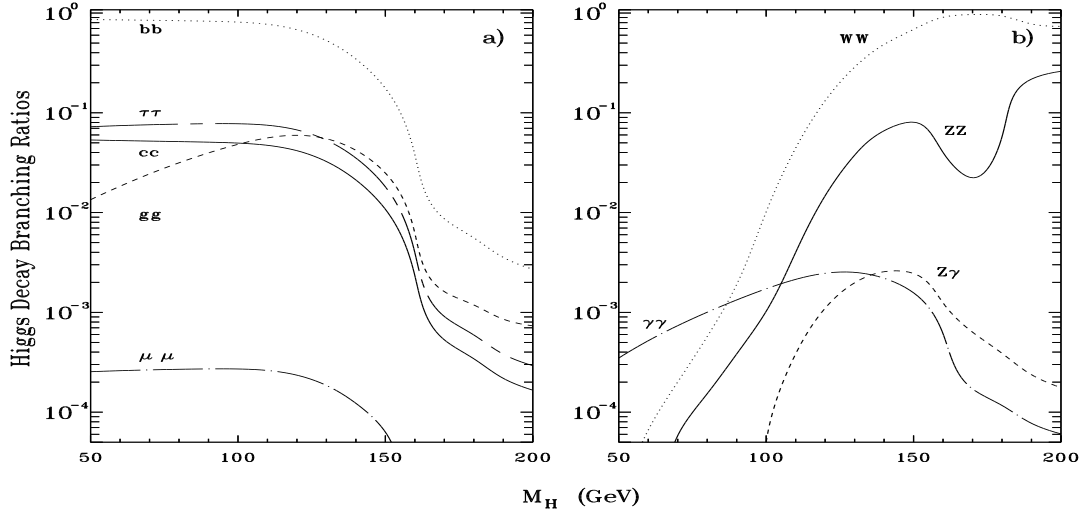


Figure 1: Branching ratios of the SM Higgs boson in the mass range $50 \text{ GeV} < M_H < 200 \text{ GeV}$, for the decay modes: a) bb , cc , $\tau\tau$, $\mu\mu$ and gg ; b) WW , ZZ , $Z\gamma$ and $\gamma\gamma$

The branching ratios of the SM Higgs boson have been studied in many papers. A useful compilation of the early works on this subject can be found in Ref. [1], where all the most relevant formulae for on-shell decays are summarized. Higher-order corrections to most of the decay processes have also been computed (for up-to-date reviews see Refs. [14] and references therein), as well as the rates for the on-shell decays $H \rightarrow WW$; ZZ , $H \rightarrow Z\gamma$ and $H \rightarrow t\bar{t}$. Threshold effects due to the possible formation of $t\bar{t}$ bound states in the one-loop induced process $H \rightarrow \gamma\gamma$ have also been studied [15].

The updated calculations include the large QCD corrections to the SM Higgs partial widths into heavy quark pairs and into $Z\gamma$ and gg [13].

The bulk of the QCD corrections to $H \rightarrow q\bar{q}$ can be absorbed into a 'running' quark mass $m_q(\mu)$, evaluated at the energy scale $\mu = M_H$ (for example). The importance of this effect for the case $q = b$, with respect to intermediate-mass Higgs searches at the LHC, has been discussed already in Ref. [5]. For sake of illustration, results on the Higgs branching ratios are summarized in Figs. 1 which shows the branching ratios, for $M_H < 200 \text{ GeV}$, for the channels: (a) bb , cc , $\tau\tau$, $\mu\mu$ and gg ; and (b) WW , ZZ , $Z\gamma$ and $\gamma\gamma$. The patterns of the various curves are not significantly different from those presented in Ref. [5]. The inclusion of the QCD corrections in the quark-loop induced decays (which apart from small changes in the parameter values

is the only significant difference with respect to the calculation in [5]) turns out to give a variation of at most a few per cent for the decays $H \rightarrow \gamma\gamma$ and $H \rightarrow Z\gamma$, while for $H \rightarrow gg$ differences are of order 50{60%. However this has little phenomenological relevance, since this decay width makes a negligible contribution to the total width, and is an unobservable channel in practice. Note that for the below-threshold decays $H \rightarrow WW$ and $H \rightarrow ZZ$, one integrates numerically over the virtualities of both decay products, see for example Ref. [16], thus avoiding errors in the threshold region.

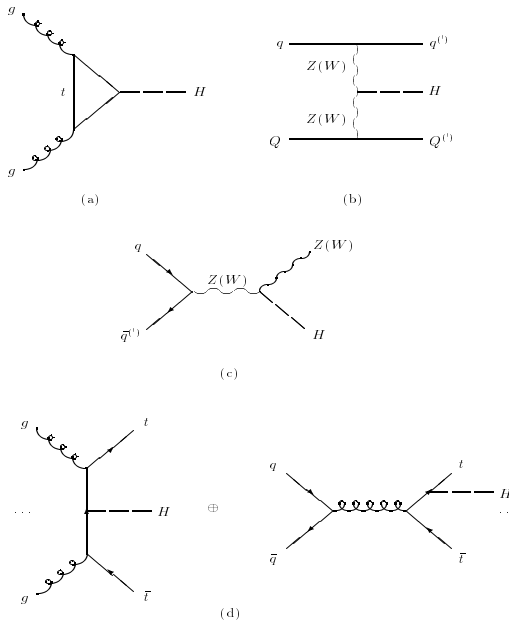


Figure 2: Feynman diagrams for various production mechanisms

4 SM Higgs production cross sections and event rates

There are only a few Higgs production mechanisms which lead to detectable cross sections at the LHC. Each of them makes use of the preference of the SM Higgs to couple to heavy particles: either massive vector bosons (W and Z) or massive quarks (especially t -quarks). They are (see Fig. 2):

- (a) gluon-gluon fusion [17],
- (b) WW , ZZ fusion [18],
- (c) associated production with W , Z bosons [19],

(d) associated production with $t\bar{t}$ pairs [20].

A complete review on the early literature on pp collider SM Higgsboson phenomenology, based on these production mechanisms, can be found in Ref. [1]. Again for illustrative purpose we show the total cross-section values for $p + p \rightarrow H + X$ at $\sqrt{s_{pp}} = 10 \text{ TeV}$ in Fig.3.

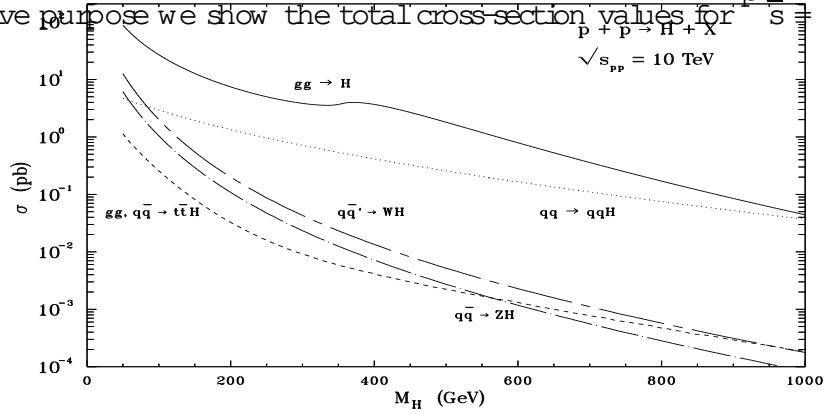


Figure 3: Total cross sections for H production at the LHC as a function of the Higgs mass M_H , as given by the four production mechanisms illustrated in Fig.2, at $\sqrt{s_{pp}} = 10 \text{ TeV}$

There are various uncertainties in the rates of the above processes, although none is particularly large. The most significant are: (i) the lack of precise knowledge of the gluon distribution at small x , which is important for the intermediate-mass Higgs, and (ii) the effect of unknown higher-order perturbative QCD corrections. One can attempt to quantify the former by using recent sets of different parton distributions which give excellent fits to a wide range of deep inelastic scattering data [6].

The next-to-leading order QCD corrections are known for processes (a), (b) and (c) and are included. By far the most important of these are the corrections to the gluon fusion process (a) which have been calculated in Ref. [21]. In the limit where the Higgs mass is far below the $2m_t$ threshold, these corrections are calculable analytically [22, 23, 24]. In fact, it turns out that the analytic result is a good approximation over the complete M_H range [25, 26]. In Ref. [26, 6] the impact of the next-to-leading order QCD corrections for the gluon fusion process on LHC cross sections was investigated, both for the SM and for the MSSM. Overall, the next-to-leading order correction increases the leading-order result by a factor of about 2, when the normalization and

factorization scales are set equal to $\mu = M_H$. This K -factor can be traced to a large constant piece in the next-to-leading correction [21],

$$K = 1 + \frac{s(M_H)}{2} + \frac{11}{2} : \quad (4)$$

Such a large K -factor usually implies a non-negligible scale dependence of the theoretical cross section.

To judge the quality of the various signals of Higgs production we must know the event rates for all the promising channels. Considering all the possible combinations of production mechanisms and decay channels [3, 4], the best chance of discovering a SM Higgs at the LHC appears to be given by the following signatures: (i) $gg \rightarrow H \rightarrow \gamma\gamma$, (ii) $q\bar{q} \rightarrow W H \rightarrow \ell^+ \ell^-$ and (iii) $gg \rightarrow H \rightarrow Z^{(*)} Z^{(*)} \rightarrow \ell^+ \ell^- \nu^0 \nu^0$, where $\ell = e$ or μ . Recently, the importance of several other modes has been emphasized. By exploiting techniques of flavor identification of b-jets, thereby reducing the huge QCD background from light-quark and gluon jets, the modes (iv) $q\bar{q} \rightarrow W H \rightarrow \ell^+ \ell^- b\bar{b}$ and (v) $gg; q\bar{q} \rightarrow t\bar{t} H \rightarrow b\bar{b} b\bar{b} W W \rightarrow b\bar{b} b\bar{b} \ell^+ \ell^- X$, can be used to search for the SM Higgs [27, 28]. Another potentially important channel, particularly for the mass range $2M_W < M_H < 2M_Z$, is (vi) $H \rightarrow W^{(*)} W^{(*)} \rightarrow \ell^+ \ell^- \nu^0 \nu^0$ [29]. Here the lack of a measurable narrow resonant peak is compensated by a relatively large branching ratio, since for this mass range $H \rightarrow W W$ is the dominant decay mode. A gain for sake of illustration we show in Fig.4 Higgs production times branching ratios for various decay modes at two different energies.

5 Conclusion

The decay modes and the production cross sections of the most important production mechanisms of the SM Higgs at the LHC can be calculated with good precision and they are available in the literature. As the most promising signatures which should allow for Higgs detection at the LHC are

$$\begin{aligned} & gg \rightarrow H \rightarrow \gamma\gamma, \\ & q\bar{q} \rightarrow W H \rightarrow \ell^+ \ell^- \text{ and } gg; q\bar{q} \rightarrow t\bar{t} H \rightarrow \ell^+ \ell^- X, \\ & q\bar{q} \rightarrow W H \rightarrow \ell^+ \ell^- b\bar{b} \text{ and } gg; q\bar{q} \rightarrow t\bar{t} H \rightarrow b\bar{b} b\bar{b} W W \rightarrow b\bar{b} b\bar{b} \ell^+ \ell^- X, \\ & gg \rightarrow H \rightarrow Z^{(*)} Z^{(*)} \rightarrow \ell^+ \ell^- \nu^0 \nu^0, \text{ where } \ell = e \text{ or } \mu, \\ & gg \rightarrow H \rightarrow W^{(*)} W^{(*)} \rightarrow \ell^+ \ell^- \nu^0 \nu^0, \text{ where } \ell = e \text{ or } \mu,^b \\ & gg \rightarrow H \rightarrow Z Z \rightarrow \ell^+ \ell^- \nu^0 \nu^0, \text{ where } \ell = e \text{ or } \mu \text{ and } \nu^0 = e; \text{ or } \mu, \end{aligned}$$

^bIn the analysis of Ref. [29] the additional decay channels $W \rightarrow \ell \nu$ ($e; \mu$) + $\ell' \nu'$'s were also included, yielding a slightly larger signal event rate.

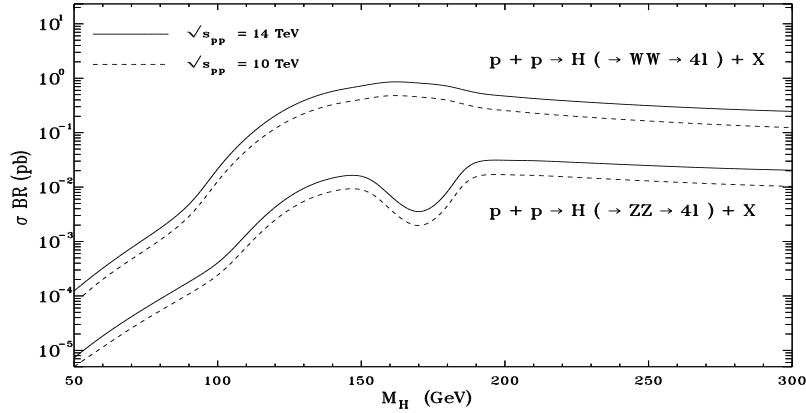


Figure 4: Higgs production times the branching ratio for the decay modes $H \rightarrow W^{(+)}W^{(-)} \rightarrow \ell^+\ell^- \nu\bar{\nu}$ ($\ell = e, \mu$) and $H \rightarrow Z^{(+)}Z^{(-)} \rightarrow \ell^+\ell^- \nu\bar{\nu}$ as a function of the Higgs mass in the range $0 < M_H < 300$ GeV, at $\sqrt{s}_{pp} = 10$ TeV and $\sqrt{s}_{pp} = 14$ TeV. Note that $m_t = 175$ GeV.

The current theoretical errors are estimated to be $\sim 20\%$ (for the uncertainty due to parton distributions and α_s) and $\sim 30\%$ (for the error due to the scale dependence, see also Ref. [26]), the latter for the gluon-gluon fusion process.

The theoretical status concerning the physics signal of the branching ratios and production cross sections of the Higgs bosons in the MSSM is comparably good. However, important QCD corrections to the cross section values of the various background processes are still lacking. In the case of the supersymmetric Higgs search, it would be of great significance to find alternative scenarios to the Higgs sector of the MSSM.

6 Acknowledgments

I thank Stefano Moretti and James Stirling for discussions and comments, and I also thank Bernd Kniehl for organizing a very pleasant workshop.

7 References

References

- [1] J.F. Gunion, H.E. Haber, G.L. Kane and S. Dawson, "The Higgs Hunter's Guide" (Addison-Wesley, Reading MA, 1990).
- [2] Proceedings of the "Large Hadron Collider Workshop", Aachen, 4-9 October 1990, eds. G. Jarlskog and D. Rein, Report CERN 90-10, ECFA 90-133, Geneva, 1990.
- [3] ATLAS Technical Proposal, CERN/LHC/94-43 LHCC/P2 (December 1994).
- [4] CMS Technical Proposal, CERN/LHC/94-43 LHCC/P1 (December 1994). 1991 440.
- [5] Z. Kunszt and W.J. Stirling, in Ref. [2].
- [6] Z. Kunszt, S. Moretti and W.J. Stirling, DFTT-34-95, Nov 1996, hep-ph/9611397
- [7] J. F. Gunion, A. Stange (BNL) and S. Willenbrock (U. Ill., Urbana), hep-ph/9602238 (1996)
- [8] D. Froidevaux, Elzbieta Richter-Was, CERN-TH-96-111 (1996).
- [9] M. Spira, CERN-TH/96-285 and references therein
- [10] M. Kramer, E. Laenen and M. Spira, CERN preprint CERN-Th/96-231, hep-ph/9611272.
- [11] see e.g. B. Kileng, P. Osland and P.N. Pandita Z. Phys. C 71 (1987) 1996; G.L. Kane, G.D. Kribs, S.P. Martin and J.D. Wells Phys. Rev. D 53 (1996) 213, hep-ph/9508265; H.E. Haber, R. Hemping and A.H. Hoang, hep-ph/9609331; A. Bartl, H. Eberl, K. Hidaka, T. Kon, W. Majerotto, Y. Yamada, hep-ph/9701398; Bartl et al., Gunion et al., Dawson, Djouadi, Spira S. Dawson, A. Djouadi, M. Spira Phys. Rev. Lett. 77 (1996) 1996
- [12] T. Inami, T. Kubota and Y. Okada, Z. Phys. C 18 (1983) 69; H. Zheng and D. Wu, Phys. Rev. D (1992) 4 1990 3760; A. Djouadi, M. Spira, J.J. van der Bij and P.M. Zerwas, Phys. Lett. B (1995) 27 1991 187; A. Djouadi, M. Spira and P.M. Zerwas, Phys. Lett. B (1997) 26 1992 350; S. Dawson and R.P. Kauffman, Phys. Rev. D (1997) 4 1993 1264.
- [13] M. Djouadi, M. Spira and P.M. Zerwas, Phys. Lett. B (1996) 24
- [14] B. Kniehl, DESY Report No. 93-069; M. Carena, P.M. Zerwas et al., in "Physics at LEP 2", eds. G. Altarelli et al., CERN Report 96-01, Vol.1, p.351 (1996).
- [15] K. Melnikov, M. Spira and O. Yakovlev, Z. Phys. C 64 (1994) 401.

- [16] S. Moretti and W. J. Stirling, Phys. Lett. B 347 (1995) 291; Erratum, *ibidem* B 366 (1996) 451.
- [17] H. Georgi, S. L. Glashow, M. E. Machek and D. V. Nanopoulos, Phys. Rev. Lett. 4 (191) 0978 692.
- [18] R. N. Cahn and S. Dawson, Phys. Lett. B (193) 16 1984 196.
- [19] S. L. Glashow, D. V. Nanopoulos and A. Yildiz, Phys. Rev. D (198) 1 1978 1724; Z. Kunszt, Z. Trocsanyi and W. J. Stirling, Phys. Lett. B (197) 21 1991 247.
- [20] Z. Kunszt, Nucl. Phys. B (194) 27 1984 339; J. F. Gunion, Phys. Lett. B (195) 23 1991 269; W. J. Marciano and F. E. Paige, Phys. Rev. Lett. 6 (191) 6991 2433; J. F. Gunion, H. E. Haber, F. E. Paige, W. -K. Tung and S. S. D. Willenbrock, Nucl. Phys. B (199) 24 1987 621; D. A. Dicus and S. S. D. Willenbrock, Phys. Rev. D (199) 3 1989 751.
- [21] D. Gaudenz, M. Spira and P. M. Zerwas, Phys. Rev. Lett. 7 (191) 0993 1372.
- [22] A. Djouadi, M. Spira and P. M. Zerwas, in Ref. [13].
- [23] S. Dawson, Nucl. Phys. B (195) 39 1991 283.
- [24] S. Dawson and R. P. Kauffman, Phys. Rev. D (199) 4 1993 2298.
- [25] A. Djouadi, Int. J. Mod. Phys. A 10 (1995) 1;
- [26] M. Spira, A. Djouadi, D. Gaudenz and P. M. Zerwas, Nucl. Phys. B (195) 43 1995 17.
- [27] A. Stange, W. Marciano and S. Willenbrock, Phys. Rev. D (199) 4 1994 1354; Phys. Rev. D 50 (1994) 4491.
- [28] J. F. Gunion and T. Han, Phys. Rev. D (191) 5 1995 1051.
- [29] M. Dittmar and H. Dreiner, preprint RAL-96-049 (1996), hep-ph/9608317.