

Nucleon Vector Strangeness Form Factors: Multipion Continuum and the OZI Rule

H. W. Hammer^{a,b} and M. J. Ramsey-Musolf^{a,1,2}

^a Institute for Nuclear Theory, University of Washington, Seattle, WA 98195, USA

^b Universitat Mainz, Institut für Kernphysik, J.-J.-Becher Weg 45, D-55099 Mainz,
 Germany

Abstract

We estimate the 3π continuum contribution to the nucleon strange quark vector current form factors, including the effect of 3π and $3\pi^0$ resonances. We find the magnitude of this contribution to be comparable to that of the lightest strange intermediate states. We also study the isoscalar electromagnetic form factors, and find that the presence of a resonance in the multipion continuum may generate an appreciable contribution.

PACS: 14.20.Dh, 11.55.m, 11.55.Fv

Keywords: strange vector form factors; OZI-violation; 3π continuum; dispersion relations

¹On leave from the Department of Physics, University of Connecticut, Storrs, CT 08629 USA

²National Science Foundation Young Investigator

1 Introduction

The role of the $s\bar{s}$ sea in the low-energy structure of the nucleon has received considerable attention recently [1]. In particular, several experiments (both in progress as well as in preparation) will probe the strange sea by measuring the nucleon's strange quark vector current form factors, $G_E^{(s)}$ and $G_M^{(s)}$ [2]. Motivated by these prospective measurements, a number of theoretical predictions for $G_E^{(s)}$ and $G_M^{(s)}$ have been made. While attempts to carry out a first principles QCD calculation using the lattice are still in their infancy [3], the use of effective hadronic models have provided a more tractable approach to treating the non-perturbative physics responsible for the form factors [4, 5, 6, 7, 8, 9, 10, 11, 12]. Unfortunately, the connection between a given model and the underlying dynamics of non-perturbative QCD is usually not transparent. Hence, one finds a rather broad range of predictions for the strange-quark form factors.

One may hope, nevertheless, to derive some qualitative insights into the mechanism governing $G_E^{(s)}$ and $G_M^{(s)}$ by using models. Indeed, one issue which models may address is the validity of using the OZI rule [12] as a guide to the expected magnitude of the strange-quark form factors. With the OZI rule in mind, most model calculations have assumed that $G_E^{(s)}$ and $G_M^{(s)}$ are dominated by OZI-allowed hadronic processes in which the nucleon fluctuates into intermediate states containing valence s - and \bar{s} -quarks (Fig. 1a). In a recent quark model calculation, Geiger and Isgur [6] have shown (at second order in the strong hadronic coupling) that performing a sum over a tower of such OZI-allowed states leads to small values for the leading strangeness moments. While conclusions based on a second-order calculation may be questioned [13], the assumption that such OZI-allowed processes dominate the form factors is largely un-tested³.

In what follows, we analyze the validity of this assumption by studying the contribution from the 3 intermediate state (Fig. 1b). The three pion state is the lightest state carrying the same quantum numbers as the strange quark vector current. As this state also contains no valence s - or \bar{s} -quarks, it represents the simplest case by which to test the assumption that the OZI-allowed processes indicated above are the most important. On general grounds, one might expect the 3 contribution to be suppressed for two reasons: (a) its contribution depends on the OZI-violating matrix element $\langle 3 | j_s | i \rangle$ and (b) chiral power counting implies the presence of additional factors of p^4/F^2 (where p is a small momentum or mass) as compared to contributions from two particle intermediate states. The latter expectation is supported by the recent calculation of Ref. [14], in which the isoscalar EM form factor spectral functions were analyzed to $O(q^7)$ in heavy baryon chiral perturbation theory (CHPT). In that analysis, the 3 contribution was found to lie well below the corresponding 2 continuum contribution to the isovector EM spectral functions. Moreover, the isoscalar spectral functions computed in Ref. [14] rise smoothly

³Pole model treatments have incorporated the possibility of OZI-violation. We discuss these analyses in more detail below.

from zero at threshold ($t = 9m^2$) and show no evidence of a near-threshold singularity enhancement as occurs in the 2^- isovector continuum.

Given the foregoing arguments, one would expect the 3^- continuum contributions to the strangeness form factors to be negligible. We find, however, that the presence of 3^- and 3^- resonances in the amplitudes $\langle N(p) | j^{\mu} | i \rangle$ and $\langle 3^- | j^{\mu} | s \rangle$ may enhance the 3^- continuum contribution to a level comparable to that of typical two-particle, OZI-allowed continuum effects. Our estimate of the 3^- resonance contribution is similar in spirit to that of previous studies [8, 9, 10]. The impact of the 3^- resonance, however, has not been considered previously. Our estimate of this contribution depends crucially on the measured partial width for the decay $\Lambda \rightarrow p \pi^-$, which signals the presence of non-negligible OZI-violation in the matrix element $\langle 3^- | j^{\mu} | s \rangle$. The inclusion of a 3^- resonance itself is well-founded on phenomenological grounds, as we discuss below. Consequently, we also consider its role in the isoscalar EM channel. In this channel, the structure in the 3^- continuum appears to have a particularly significant impact on the isoscalar magnetic moment, and suggests that conventional pole analyses of the isoscalar form factors may need modification to account explicitly for continuum effects⁴.

In arriving at these conclusions, we have relied on a calculation requiring model-dependent assumptions. In the absence of a more tractable first principles (QCD) or effective theory approach, the use of a model allows us to compare the 3^- contribution to the lowest lying OZI-allowed contribution computed using the same model as Refs. [5, 13]. In making this comparison, we draw on the framework of dispersion relations, which affords a systematic means for identifying various hadronic contributions to the form factors of interest. In focusing on the 3^- contribution, we discuss the phenomenological justification for including the $\Lambda(1520)$ and $\Lambda(1640)$ resonances, and present our model calculation for these contributions. We conclude with a discussion of the results and their implications.

2 Dispersion Relations

The framework of dispersion relations is well suited for the study of multi-meson contributions to the nucleon form factors. Following Refs. [15, 13], we work in the NN production channel, where these form factors are defined as

$$\langle N(p); N(p) | j^{\mu} | i \rangle = U(p) \left[F_1^{(a)}(t) \gamma^{\mu} + \frac{i F_2^{(a)}(t)}{2m_N} \gamma^{\mu} \gamma_5 \right] V(p) ; \quad (1)$$

where $P = (p + p)$, $t = P^2$, $U(V)$ is a nucleon (anti-nucleon) spinor, and (a) denotes the flavor channel [J^{EM} ($I = 0$) or $s-s$]. The Dirac and Pauli strangeness form factors are related to $G_E^{(a)}$ and $G_M^{(a)}$ as

$$G_E^{(a)} = F_1^{(a)} - F_2^{(a)} ; \quad (2)$$

$$G_M^{(a)} = F_1^{(a)} + F_2^{(a)} ; \quad (3)$$

⁴The recent work of Ref. [12] reaches a similar conclusion regarding conventional pole analyses.

where $t = -4m_N^2$. For elastic processes involving the nucleon, one has $t = -(p - p^0)^2$, where p and p^0 are the initial and final nucleon momenta.

Since the value of $F_1^{(a)}$ at $t = 0$ is rigorously known { it is just the nucleon's net isoscalar EM charge ($= 1/2$) or net strangeness ($= 0$) } we use a subtracted dispersion relation for $F_1^{(a)}$. Since we want to determine the value of $F_2^{(a)}$ at $t = 0$, we use an un-subtracted dispersion relation for the latter⁵. Hence, we write

$$F_1^{(a)}(t) = \frac{t^{Z-1}}{t_0} \int_{t_0}^{\infty} dt \frac{\text{Im } F_1^{(a)}(t)}{t^0(t^0 - t - i)} ; \quad (4)$$

$$F_2^{(a)}(t) = \frac{1}{t_0} \int_{t_0}^{\infty} dt \frac{\text{Im } F_2^{(a)}(t)}{t^0 - t - i} ; \quad (5)$$

where t_0 begins a cut along the real t -axis associated with the threshold for a given physical state. In what follows, we will be particularly interested in the mean square radius and anomalous magnetic moment associated with the currents $J^{(a)}$:

$$\langle r^2 \rangle^{(a)} = \frac{dF_1^{(a)}}{dt} \bigg|_{t=0} = \frac{2}{3} m_N^2 \mu_N^2 i_{(a)} \quad (6)$$

$$\mu_N^{(a)} = F_2^{(a)}(t=0) ; \quad (7)$$

The corresponding dispersion integrals for the dimensionless mean square radius and magnetic moment are

$$\langle r^2 \rangle^{(a)} = \frac{4m_N^2}{t_0} \int_{t_0}^{\infty} dt \frac{\text{Im } F_1^{(a)}(t)}{t^2} ; \quad (8)$$

$$\mu_N^{(a)} = \frac{1}{t_0} \int_{t_0}^{\infty} dt \frac{\text{Im } F_2^{(a)}(t)}{t} ; \quad (9)$$

The spectral decomposition of the spectral functions $\text{Im } F_i^{(a)}(t)$ is readily obtained by applying the LSZ formalism to the absorptive part of the matrix element in Eq. (1) [15]:

$$\begin{aligned} \text{Im } \langle N(p); N(p) | J^{(a)} | N(p) \rangle &= \\ \frac{1}{Z} (2\pi)^{3-2N} \sum_n \langle N(p) | J_N(0) | n \rangle \text{Im } \langle n | J^{(a)} | N(p) \rangle &= 4(p + p_0)_\mu ; \end{aligned} \quad (10)$$

where N is a nucleon spinor normalization factor, Z is the nucleon's wavefunction renormalization constant, and J_N is a nucleon source.

⁵The use of additional subtractions in the dispersion relation for $F_1^{(a)}$ would require knowledge of the second and higher moments of the form factor. Since we wish to study the mean square Dirac strangeness radius, we restrict ourselves to a single subtraction in this case. For a discussion of theoretical considerations regarding subtractions and convergence, see Ref. [13] and references therein.

The states j_1 of momentum p_1 are stable with respect to the strong interaction (i.e., no vector meson resonances) and carry the same quantum numbers as J^{PC} and s : $I^G(J^{PC}) = 0(1^-)$. The lightest such state is the three pion state, with a physical threshold of $t_0 = 9m_\pi^2$. The contribution from this state to the spectral function via the decomposition of Eq. (10) is illustrated diagrammatically in Fig. 2a. In order of successive thresholds, the next allowed purely mesonic states are the $5, 7, KK, 9, KK, \dots$. In the baryonic sector, one has NN, \dots . One may also consider states containing both mesons and baryons.

Most existing hadronic calculations of the strangeness form factors have either (a) included only the KK and YY states in the guise of loops (even though they are not the lightest such allowed states) or (b) approximated the entire sum of Eq. (10) by a series of poles. In the case of loops, it was shown in Ref. [13] that YK loop calculations (which treat the KK and YY contributions together) are equivalent to the use of a dispersion relation in which (i) the scattering amplitude $h_N(p)j_N(0)j_1V(p)$ is computed in the Born approximation and (ii) the matrix element $h_3j^{(a)}j_1$ is taken to be point like, that is, the t -dependence of the associated form factor is neglected. As discussed in Refs. [13, 15], both approximations are rather drastic. Indeed, considerations of unitarity imply the presence of important meson rescattering corrections (higher-order loop effects) in the scattering amplitude. Moreover, the amplitude may also contain vector meson resonances, such as KK^* . In the case of the KK contribution to the leading strangeness moments, it was also shown that the inclusion of a realistic kaon strangeness form factor can significantly affect the results [13].

Our aim at present is to compare the contributions arising from the states KK and $\bar{3}$ as they enter the decomposition of Eq. (10). With regard to the $\bar{3}$ contribution, a careful study of $NN \rightarrow \bar{3}$ or $N \rightarrow N$ scattering data would be needed to give a realistic determination of both rescattering and resonance contributions. The resonances include $\bar{3} \rightarrow V$ and $\bar{3} \rightarrow V^0$, where V is a $0(1^-)$ vector meson such as the ρ or ω , and where V^0 is $1^+(1^-)$ vector meson such as the ϕ . Such a study would involve fitting the amplitudes in the physical region and performing an analytic continuation to the un-physical region appropriate to the dispersion relation. The feasibility of carrying out this analysis, given the current state of multipion-nucleon scattering data, is unclear. In addition, the use of Eq. (10) requires the matrix element $h_3j^{(a)}j_1$, for which (in the strangeness channel) no data currently exists. In order to make any statement about the scale of the $\bar{3}$ contribution, then, it appears that one must introduce model assumptions.

3 Model Calculation

In the present context, we seek to determine whether any structure exists in the $\mathbb{3}$ continuum which might enhance its contribution over the scale one expects based on chiral symmetry [14] and the OZI-rule. Pure resonance processes ($\mathbb{3} \rightarrow V$, etc.) have been considered previously in the pole model analyses of Refs. [4, 8, 9, 10, 11]. In these models, the form factors are approximated by a sum over poles associated with the lightest $0^{-}(1^{-})$ vector mesons; no explicit mention is made of the intermediate state scattering amplitudes or form factors. When applied to the isoscalar EM form factors, this approximation yields a value for the π -nucleon coupling significantly larger than suggested by the OZI rule: $g_{NN} = g_{\pi NN} \approx 12$. The corresponding predictions for the strangeness form factors are surprisingly large, especially in the case of the strangeness radius [16].

In the present study, we seek to determine the existence of important OZI-violating contributions to the $F_i^{(s)}(t)$ without relying exclusively on the pole approximation and the associated large NN coupling. Instead, we adopt the following model approximation for the $\mathbb{3}$ contribution to the spectral function:

$$\text{Im } F_i^{(a)}(t)^3 = a_i^{(a)}(t - t_i) + \text{Im } F_i^{(a)}(t) \quad ; \quad (11)$$

where $t_i = m_\pi^2$. The first term constitutes a model for the $\mathbb{3} \rightarrow \pi$ contribution in which a narrow resonance approximation is made for the $\mathbb{3}$ spectral function in the vicinity of t_i : $\langle \pi | h_{NN} | \mathbb{3} \rangle \rightarrow \langle \pi | j^{(a)} | \mathbb{3} \rangle \rightarrow \langle \pi | j^{(a)} | \pi \rangle$. The second term models the $\mathbb{3} \rightarrow \pi$ contribution. The latter, which becomes non-zero only for $t > (m_\pi + m_\pi)^2$, assumes that the $\mathbb{3}$ continuum can be approximated by a π state in this kinematic regime: $\langle \pi | h_{NN} | \mathbb{3} \rangle \rightarrow \langle \pi | j^{(a)} | \pi \rangle \rightarrow \langle \pi | j^{(a)} | \pi \rangle$. The content of this model for $\text{Im } F_i^{(a)}(t)^3$ is illustrated diagrammatically in Fig. 2b.

The rationale for our model rests on several observations. We first note that of the states appearing in the spectral decomposition of Eq. (10), only the $\mathbb{3}$ and $\bar{\mathbb{3}}$ can resonate entirely into an π , since the cuts for the other states occur for $t_0 > m_\pi^2$ and since $m_\pi < m_\pi$. Experimentally, it is well known that one finds a strong peak in $e^+e^- \rightarrow \pi^0$ near $\sqrt{s} = m_\pi$ [17]. On the other hand, there does not exist to our knowledge any convincing evidence for a strong coupling of the π to ν pions. Moreover, π^0 invariant mass distributions for $e^+e^- \rightarrow \pi^0$ events display a peak near m_π [18], indicating that the presence of the π in the π channel arises primarily through the $\mathbb{3} \rightarrow \pi$ resonance (for $t > 1 \text{ GeV}^2$). Hence, one has reason to assume that the presence of a pure π resonance in $\text{Im } F_i^{(a)}(t)$ arises dominantly through the $\mathbb{3}$ intermediate state. Given the relatively narrow width of the π , the narrow resonance approximation appearing in Eq. (11) also appears to be justified.

Several experimental facts motivate the inclusion of the π term in our model. First, there exists a strong peak in $e^+e^- \rightarrow \pi^0$ near $\sqrt{s} = m_\pi$ and a large continuum for $\sqrt{s} > 1.03 \text{ GeV}$ [17]. Second, the π has a non-negligible partial width ($\Gamma_\pi \approx 10 \text{ MeV}$) whereas

the partial width for decay into an un-correlated 3 state is a more than a factor of four smaller [19]. Together, these observations suggest that, for $t > 1 \text{ GeV}^2$, the matrix element $\langle 3 | j^{(a)} | i \rangle$ is dominated by processes in which the 3 resonates to a π and then $\{ \text{for } t \sim m^2 \}$ to the π . Since the π is almost a pure ss state, one would expect the $3 \rightarrow \pi \pi$ mechanism to generate a non-negligible contribution to $\langle 3 | j^{(a)} | i \rangle$.

Regarding the $NN \rightarrow 3$ scattering amplitude, one observes a pronounced resonance in the 3 channel for pp annihilation at rest. The latter has been seen in bubble chamber data [20] and at LEAR [21] (for a review, see Ref. [22]). From analyses of these data, one finds the branching ratio to be roughly three times that for the direct (non-resonant) 3 final state. In addition, plots of 3 yield vs. \sqrt{s} invariant mass display peaks in the vicinity of the $f_2(1270)$ and $f_2(1565)$ vector mesons as well as the $\phi(770)$. While these data exist only at the pp threshold ($t = 4m_N^2$), they suggest the presence of significant V^0 resonance structure elsewhere along the 3 cut. In our model, then, we consider only the lightest such resonance (π) and approximate the state $|3\rangle$ as the state $|j\rangle$ for $t \sim (m + m)^2$. While this approximation entails omission of higher-lying V^0 structure, it is nevertheless sufficient for estimating the possible scale of the 3 contribution to the strangeness moments. We also note in passing that our approximation here is similar to the one employed in Ref. [6], where OZI -allowed multipion states, (e.g., KK) were approximated as two particle states (viz, KK).

To calculate the $a_i^{(a)}$ and $\text{Im } F_i^{(a)}$ we require the strong meson-nucleon vertices. For the NN coupling, we employ the linear model, and for the NNV interaction, we use the conventional vector and tensor couplings (see, e.g. Ref. [23]). The corresponding Lagrangians are

$$L_{NN} = ig_{NN} \bar{N} \gamma_\mu N \cdot \partial^\mu \pi \quad (12)$$

$$L_{NNV} = N \bar{g}_{NNV} \frac{f_{NNV}}{2m_N} \partial_\mu V^\mu N \quad ; \quad (13)$$

where $V = \pi$ and $V = \rho$ for the π and ρ , respectively, and where the derivative in Eq. (13) acts only on the V field.

The pole approximation for the π -resonance contribution yields

$$a_1^{(a)} = g_{NN\pi} f_\pi^{(a)} \quad (14)$$

$$a_1^{(a)} = g_{NN\rho} f_\rho^{(a)} \quad (15)$$

where the $f_V^{(a)}$ are defined via

$$\langle 0 | j^{(a)} | V(q; \mu) \rangle = \frac{M_V^2}{f_V^{(a)}} \epsilon^{\mu\nu\alpha\beta} q_\nu \epsilon_{\alpha\beta} \quad ; \quad (16)$$

A non-zero value for $f_\pi^{(s)}$ arises from the small ss component of the π ; it may be determined using the arguments of Ref. [8] as discussed below. For the strong couplings, we employ

values taken from $\pi\pi$ to NN scattering [23]: $g_{NN} = 15.853$ and $f_{NN} = 0$. The resultant π contributions to the strangeness radius and magnetic moment do not differ appreciably if we use, instead, the strong couplings determined from pole analyses of isoscalar EM form factors [24]. We note that this method for including the π contribution is identical to that followed in Refs. [8, 9, 10, 4].

When evaluating the function $\text{Im } F_i^{(a)}(t)$, we follow the philosophy of Ref. [6] and evaluate the NN amplitude in the Born approximation (Fig. 3), neglecting possible meson-meson correlations [25]. In addition, we require knowledge of the matrix element $\langle \pi | j^{(a)} | \pi \rangle$, which one may parameterize as

$$\langle \pi^b(p'; k) | j^{(a)}(q) | \pi^c(p) \rangle = \frac{g^{(a)}}{m} \epsilon^{bc} q_\mu k^\mu \quad ; \quad (17)$$

In the case of the isoscalar EM current, one may obtain the value of $g^{I=0}(t=0)$ from the radiative decay of the π . For purposes of computing the dispersion integrals, one also requires the behavior of $g^{I=0}(t)$ away from the photon point. Since there exist no data for $t \neq 0$, one must rely on a model for this kinematic region. A similar statement applies in the strangeness channel, since there exist no data for $g^{(s)}(t)$ for any value of t . We therefore follow Ref. [26] and employ a vector meson dominance (VMD) model for the transition form factors. The VMD model yields

$$\frac{g^{(a)}(t)}{m} = \sum_{V=\pi, \rho} \frac{(G_V = f_V^{(a)})}{1 - t/M_V^2} \quad ; \quad (18)$$

where the G_V are strong V couplings, the $f_V^{(a)}$ give the strength of the matrix element $\langle \pi | j^{(a)} | \pi \rangle$, and $1/(1 - t/M_V^2)$ gives an energy-dependent width for vector meson V as used in Ref. [27]. The G_V have been determined in Ref. [26] using the measured partial width $\Gamma(\pi \rightarrow \gamma \pi)$ and π to radiative decays of vector mesons in conjunction with the VMD hypothesis. The isoscalar EM constants $f_{\pi}^{I=0}$ are well known. Using the arguments of Ref. [8], we may determine the corresponding values in the strangeness sector: $1=f_{\pi}^{(s)}=0$, $2=f_{\rho}^{(s)}=0$ and $1=f_{\omega}^{(s)}=3f_{\pi}^{(s)}=0$. The value for $1=f_{\pi}^{(s)}$ is essentially what one would expect were the π to be a pure ss state [26], while the small, but non-zero, value of $1=f_{\pi}^{(s)}$ accounts for the small ss component of the π . The resulting values for the $g^{(a)}(0)$ are 0.53 and 0.076 in the EM and strangeness channels, respectively.

Using Eqs. (12-18) as inputs, we obtain the spectral functions $\text{Im } F_i^{(a)}(t)$ for $t < 4m_N^2$, following the procedures outlined in the Appendix of Ref. [13]:

$$\begin{aligned} \text{Im } F_1^{(a)}(t) = & \text{Re} \frac{g^{(a)}(t)}{m} \frac{g_{NN}}{16} \frac{Q^2}{tP} \left(g_{NN} \frac{m_N t}{2P^2} Q_2(z) + \frac{f_{NN}}{2m_N} \left(\frac{m_N^2 t}{P^2} Q_2(z) \right. \right. \\ & \left. \left. + \frac{t}{3} [2Q_0(z) + Q_2(z)] \frac{m_N^2}{PQ} 2K^2 - \frac{t}{2} \left(1 + \frac{P^2}{m_N^2} \right) Q_1(z) \right) \right) \quad ; \end{aligned} \quad (19)$$

$$\begin{aligned} \text{Im } F_2^{(a)}(t) = & \text{Re} \frac{g^{(a)}(t)}{m} \frac{g_{NN}}{16} \frac{Q^2}{tP} \left(g_{NN} m_N \left[\frac{2}{3} Q_2(z) + 2Q_0(z) \right] \right. \\ & \left. + \frac{t}{2P^2} Q_2(z) + \frac{f_{NN}}{2m_N} \left(\frac{m_N^2 t}{P^2} Q_2(z) + \frac{m_N^2}{PQ} 2K^2 - \frac{t}{2} Q_1(z) \right) \right) \quad ; \end{aligned} \quad (20)$$

where

$$Z = \frac{m^2 + m^2 - 2Q^2 - t}{8PQ} \frac{q}{2} \sqrt{(Q^2 + m^2)(Q^2 + m^2)} ; \quad (21)$$

$$P = \frac{q}{t-4} \frac{m_N^2}{r} ; \quad (22)$$

$$Q = \frac{1}{2} \frac{t^2 + m^2 - m^2 - 2tm^2 + m^2}{t} ; \quad (23)$$

$$K^2 = \frac{1}{4} \frac{q}{Q^2 + m^2} \frac{q}{Q^2 + m^2} Q^2 ; \quad (24)$$

and the $Q_i(z)$, $i = 0;1;2$ are the Legendre functions of the second kind. Since we have made the two-particle approximation for the 3 continuum, the spectral functions become non-zero only for $t > t_0 = (m + m)^2$, rather than $t_0 = 9m^2$. Moreover, because t_0 lies below the physical NN production threshold, the imaginary parts from Eqs. (19) and (20) have to be analytically continued into the unphysical region $(m + m)^2 < t < 4m_N^2$. In order to evaluate the dispersion integrals using these spectral functions, we must make an additional assumption regarding the relative phases of the quantities entering Eqs. (19, 20). In the absence of sufficient experimental data for the $NN \rightarrow \pi$ amplitude and for the $g^{(a)}(t)$, we have no unambiguous way of determining the relative phases of these two quantities. We therefore follow Ref. [13] and replace the scattering amplitude and form factors in Eqs. (19, 20) by their magnitudes { a procedure which yields an upper bound on the magnitude of the spectral functions. We also take the overall sign for the spectral functions from our model, although this choice has no rigorous justification. Explicit numerical results obtained under these assumptions, together with the VDM hypothesis of Eq. (18), are given in the following section.

4 Results and Discussion

In Fig. 4 we plot the spectral functions of Eqs. (19, 20), scaled to the value of $g^{(a)}(t=0)$ and weighted by powers of $1=t$ as they enter the radius and magnetic moment [Eqs. (8, 9)]. We do not display the region containing the contribution from the first term in Eq. (11) as it simply yields a δ -function at $t = 25m^2$. We consider two scenarios for illustrative purposes: (1) a point-like form factor at the current vertex, i.e., $g^{(a)}(t) = g^{(a)}(0)$ and (2) $g^{(a)}(t)$ given by Eq. (18). For scenario (1), the plots for both the isoscalar EM and strangeness channels are identical. In this case, the spectral functions rise smoothly from zero at the threshold $[t_0 = (m + m)^2]$ and exhibit no structure suggesting any enhancement over the un-correlated 3 continuum. The structure of the spectral functions in scenario (2), where we include more realistic form factors, is markedly different. In both the EM and strangeness channels, the spectral functions contain a strong peak in the vicinity of the resonance, followed by a subsequent suppression for larger t compared

to scenario (1). Although the form factors contain both ρ - and ω -pole contributions, the effect of the ρ is rather mild since m_ρ lies below the threshold. The peak itself is stronger in the strangeness as compared to the EM channel, since $1=f^{(s)}=3=f^{(0)}$.

Using these spectral functions, we compute the contributions to the EM isoscalar and strangeness radii and magnetic moments. The results are given in Table I. For the illustrative purposes, we have listed the $3 \otimes 3 \rightarrow 1$ and $3 \otimes 3 \rightarrow 8$ contributions to the strangeness form factors separately. In the case of scenario (1), the dispersion integrals diverge. Consequently, we only quote results for scenario (2), in which the VMD form factors render the integrals finite. We also give the contribution from the lightest intermediate state containing valence s- and s-quarks ($K\bar{K}$), computed using similar assumptions as in the case of the ρ contribution: (a) the Born approximation for the $NN \rightarrow K\bar{K}$ amplitude; (b) the linear SU(3) model for the hadronic couplings; and (c) a VMD form factor at the $K\bar{K}$ -current vertex. We reiterate that the phases of the contributions in Table I are not certain.

TABLE I			
Flavor Channel	Source		
$I=0, \text{EM}$	Exp't	4.56	0.06
$I=0, \text{EM}$	$3 \otimes 3 \rightarrow 1$	0.60	0.38
Strange	$3 \otimes 3 \rightarrow 8$	0.86	0.44
Strange	$3 \otimes 3 \rightarrow 1$	1.08	0
		(1.41)	(0.04)
Strange	$K\bar{K}$	0.53	0.16

Table I. Isoscalar EM and strangeness dimensionless mean square Dirac radius and anomalous magnetic moment. First row gives experimental values for isoscalar EM moments. Second and third rows give contributions to the EM and strangeness moments from the intermediate state, computed using the Born approximation for the $NN \rightarrow K\bar{K}$ amplitude and a vector meson dominance model form factor. Fourth and fifth rows list ρ -resonance contribution to strangeness moments. Numbers in parentheses correspond to strong couplings obtained from fits to isoscalar EM form factors. Final row gives lightest OZI-allowed intermediate state contribution to the strangeness moments, computed using the same approximations as for the case. To convert to fm^2 , multiply by -0.066 fm^2 .

The results for the strangeness radius and magnetic moment indicate that the magnitude of the $3 \otimes 3$ contribution, arising via the ρ and ω resonances, is similar to that of

the $K\bar{K}$ contribution. At least within the present framework, then, we find no reason to neglect the lightest OZI -violating intermediate state contribution, as is done in nearly all existing hadronic model calculations. Moreover, the magnitudes of the ρ and ω contributions are comparable for the radius, while the ω term gives a significantly larger contribution to r^2 . This result appears to depend rather crucially on the presence of the ω -meson pole in $g^{(s)}(t)$ which enhances the spectral functions in the region where they are weighted most heavily in the dispersion integral.

We also find that while the ω contribution to the isoscalar EM charge radius is small compared to experimental value, the isoscalar EM magnetic moment is not. This result suggests that a re-analysis of the $F_i^{I=0}(t)$ ought to be performed, including not only the effects of sharp $O(1)$ resonances but also those from the ω .

It is instructive to compare our results with those obtained for the isoscalar EM spectral functions using CHPT and those obtained in the pure pole approximation. A direct comparison with the former is difficult, since the chiral expansion is valid only for $p^2 \leq 4m_\pi^2$, whereas the ω contribution to the spectral function becomes non-zero only for $p^2 > (m_\pi + m_\pi)^2 = 4m_\pi^2$. Nevertheless, our results point to a different conclusion than the one reached in Ref. [14]. Specifically, we find that because of V^0 structure in the continuum, the 3 state could play a non-trivial role in the isoscalar EM channel (even apart from the effect of pure $3 \rightarrow V$ resonances). Regarding the strangeness channel, we also note that the 3 -current vertex employed in Ref. [14], derived from the Wess-Zumino-Witten term, gives no hint of any OZI -violating hadronic structure effects which would generate a non-zero h_3 isospin matrix element. To $O(q^7)$ in CHPT, then, the un-correlated 3 continuum does not contribute to the $F_i^{(s)}(t)$. In order to find such a contribution, we have relied on hadron phenomenology, including the observation of the OZI -violating $\rho \rightarrow \pi\pi$ decay and the presence of a ρ resonance in the $pp \rightarrow \pi^0 3$ reaction.

With respect to the pole analyses of Refs. [4, 8, 9, 10], we have found evidence of non-negligible ρ resonance contribution to the $F_i^{(s)}(t)$ without relying exclusively on the validity of the pole approximation for the $F_i^{(a)}(t)$ or on the presence of a strong NN coupling obtained from pole models to the $F_i^{I=0}(t)$. At this time, however, we are unable to determine whether the pure pole approximation effectively and accurately includes the effect of the ρ as it arises via a ρ resonance in the 3 continuum as well as in the $K\bar{K}$ continuum as analyzed in Ref. [13, 28]. Within the framework employed here, neither the $3 \rightarrow \pi\pi$ effect, nor the $K\bar{K} \rightarrow \pi\pi$ contribution, approaches in magnitude the predictions of Refs. [4, 8, 9, 10] for the strangeness radius. The corresponding predictions for the strange magnetic moment, however, are commensurate. An independent theoretical confirmation of the pole model predictions would require a more sophisticated treatment of the $NN \rightarrow \pi^0 3$, $NN \rightarrow K\bar{K}$, etc. amplitudes than undertaken here, including the effects of resonant and non-resonant multi-meson rescattering. Indeed, studies of KN scattering amplitudes [28], as well as theoretical models for $NN \rightarrow \pi^0 3$ [25], suggest that

rescattering corrections could significantly modify the spectral functions employed in the present calculation.

We make no pretense of having performed a definitive analysis. Rather, within the level of approximation employed in many model calculations, we have simply demonstrated the prospective importance of contributions to the strangeness form factors arising from mesonic intermediate states containing no valence s or s -quarks. Although a naive interpretation of the OZI-rule suggests that such contributions ought to be negligible compared to those from strange intermediate states, we conclude that realistic treatments of the $F_i^{(s)}(t)$, using effective hadronic approaches, ought to take the former contributions into consideration. Our results also agree with the conclusions of Ref. [12], suggesting that a more careful treatment of the 3^- continuum in the isoscalar EM form factors is warranted.

Acknowledgement

We wish to thank R.L. Jaffe, N. Isgur, U.-G. Meißner and D. Drechsel for useful discussions. H.W.H. has been supported by the German Academic Exchange Service (Doktorandenstipendium HSP III). M.J.R.-M. has been supported in part under U.S. Department of Energy contract # DE-FG 06-90ER 40561 and under a National Science Foundation Young Investigator Award.

References

- [1] M. J. M. usolf et al., Phys. Rep. 239 (1994) 1
- [2] M. IT-Bates proposal # 89-06 (1989), R. D. M cKeown and D. H. Beck spokespersons; M. IT-Bates proposal # 94-11 (1994), M. P itt and E. J. Beise, spokespersons; CEBAF proposal # PR-91-017 (1991), D. H. Beck, spokesperson; CEBAF proposal # PR-91-004 (1991), E. J. Beise, spokesperson; CEBAF proposal # PR-91-010 (1991), M. Finn and P. A. Souder, spokespersons; Mainz proposal A4/1-93 (1993), D. von Harrach, spokesperson
- [3] K. F. Liu, U. of Kentucky preprint UK/95-11 (1995) and references therein; D. B. Leinweber, Phys. Rev. D 53 (1996) 5115
- [4] M. J. Ramsey-M usolf and H. Ito, Phys. Rev. C 55 (1997) 3066
- [5] M. J. M usolf and M. Burkardt, Z. Phys. C 61 (1994) 433
- [6] P. Geiger and N. Isgur, Phys. Rev. D 55 (1997) 299
- [7] W. Koepf, S. J. Pollock, and E. M. Henley, Phys. Lett. B 288 (1992) 11; W. Koepf and E. M. Henley, Phys. Rev. C 49 (1994) 2219; H. Forkel et al., Phys. Rev. C 50 (1994) 3108; T. Cohen, H. Forkel, and M. Nielsen, Phys. Lett. B 316 (1993) 1; N. W. Park, J. Schechter, and H. W eigel, Phys. Rev. D 43 (1991) 869; S.-T. Hong and B.-Y. Park, Nucl. Phys. A 561 (1993) 525; S. C. Phatak and S. Sahu, Phys. Lett. B 321 (1994) 11; H. Ito, Phys. Rev. C 52 (1995) R1750; X. Ji and J. Tang, Phys. Lett. B 362 (1995) 182; W. M elnitchouk and M. M alheiro, Phys. Rev. C 55 (1997) 431; H.-C. Kim, T. Watabe, and K. Goeke, Nucl. Phys. A 616 (1997) 606
- [8] R. L. Jaffe, Phys. Lett. B 229 (1989) 275
- [9] H.-W. Hammer, U.-G. Meiner, and D. Drechsel, Phys. Lett. B 367 (1996) 323
- [10] H. Forkel, Prog. Part. Nucl. Phys. 36 (1996) 229; H. Forkel, preprint ECT /Sept/95-04 [hep-ph/9607452]
- [11] M. J. M usolf, lectures given at the 11th Students Workshop on Electromagnetic Interactions, Bosen, Germany (September 4-9, 1994); Invited talk presented at the Conference on Polarization in Electron Scattering, Santorini, Greece (September 12-17, 1995)
- [12] U.-G. Meiner et al., preprint KFA-TH-1997-01 [hep-ph/9701296]
- [13] M. J. M usolf, H.-W. Hammer, and D. Drechsel, Phys. Rev. D 55 (1997) 2741

- [14] V. Bernard, N. Kaiser, and U.-G. Meißner, Nucl. Phys. A 611 (1996) 429
- [15] P. Federbush, M. L. Goldberger, and S. B. Treiman, Phys. Rev. 112 (1958) 642; See also S. D. Drell and F. Zachariasen, Electromagnetic Structure of Nucleons, Oxford University Press, 1961
- [16] We note the study of Ref. [12], in which the effect of correlated exchange was included in the isoscalar EM spectral functions. The authors find a significant reduction in the value of g_{NN} from the pure pole analyses. In contrast to the present study, however, they assumed that the state does not couple to the strangeness vector current.
- [17] S. I. Dolinsky et al., Phys. Rep. 202 (1991) 99
- [18] A. Cordier et al., Phys. Lett. B 106 (1981) 155; B. Delcourt et al., Proceedings of the International Symposium on Lepton-Photon Interactions at High Energies, E. P. Feil, ed., Univ. of Bonn, Germany (1981) p. 205
- [19] Particle Data Group, Review of Particle Properties, Phys. Rev. D 54 (1996) 1
- [20] M. Foster et al., Nucl. Phys. B 6 (1968) 107
- [21] B. May et al., Phys. Lett. B 225 (1989) 450; B. May et al., Z. Phys. C 46 (1990) 191, 203
- [22] C. Amstler and F. Myhrer, Ann. Rev. Nuc. Part. Sci. 41 (1991) 219
- [23] B. Holzenkamp, K. Holinde, and J. Speth, Nucl. Phys. A 500 (1989) 485
- [24] P. Mergell, U.-G. Meißner, and D. Drechsel, Nucl. Phys. A 596 (1996) 367
- [25] V. Mullet et al., Phys. Lett. B 347 (1995) 193
- [26] J. L. Goity and M. J. Musolf, Phys. Rev. C 53 (1996) 399
- [27] F. Felicetti and Y. Srivastava, Phys. Lett. B 107 (1981) 227
- [28] M. J. Ramsey-Musolf and H.-W. Hammer, INT Preprint # DOE/ER/40561-323-INT 97-00-170 [hep-ph/9705409]

Figures

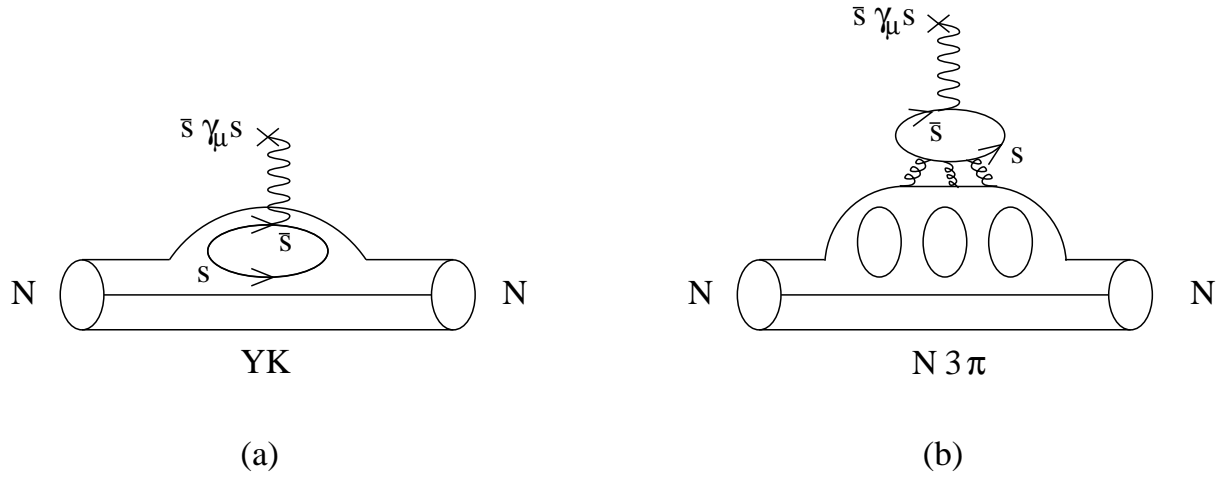


Figure 1: Schematic illustration of (a) OZI-allowed and (b) OZI-violating mesonic contributions to the strange-quark vector current matrix element in the nucleon. Curly lines denote gluons (3 is the minimum number required for a vector current insertion). Unmarked lines and closed loops denote meson and baryon valence quarks.

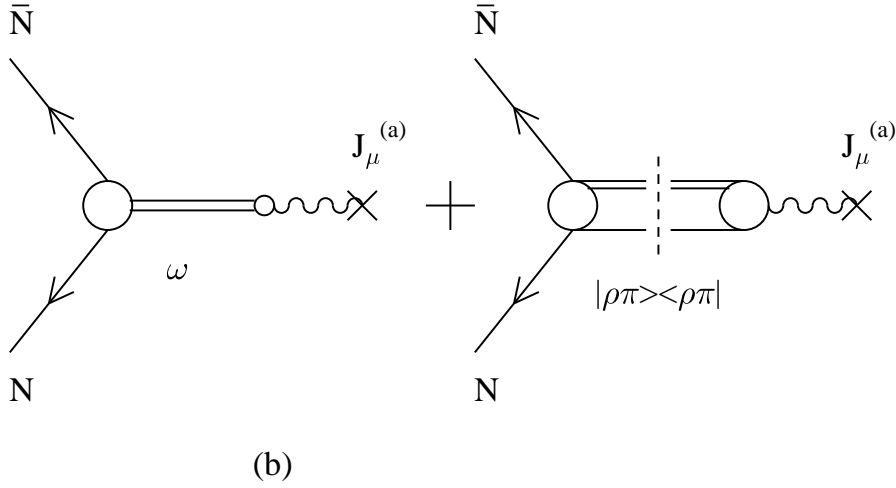
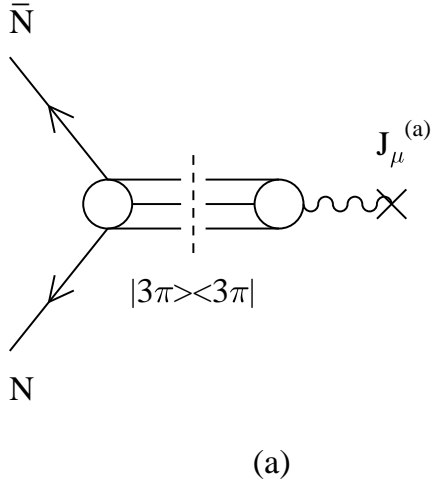


Figure 2: Schematic illustration of (a) the 3π contribution to the spectral function, as given in Eq. (10), and (b) the model approximation given by Eq. (11). Single solid lines denote pions and double line in (b) denotes a vector meson. Right hand parts of diagrams represent matrix element to produce a $I^G(J^{PC}) = 0(1^-)$ state $|j\rangle$ ($= \bar{3}^-; 1^-$ or 3^-) from the vacuum through the isoscalar EM or strangeness current. Left hand side denotes $n! N\bar{N}$ scattering amplitude.

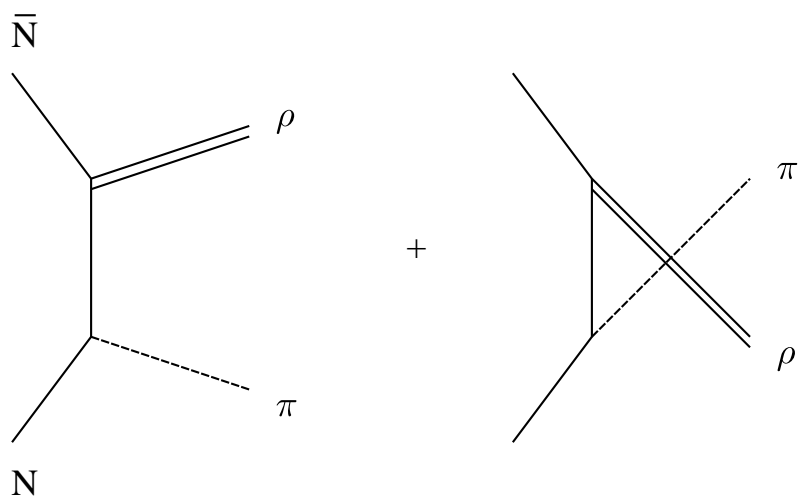


Figure 3: Born diagrams for the NN amplitude.

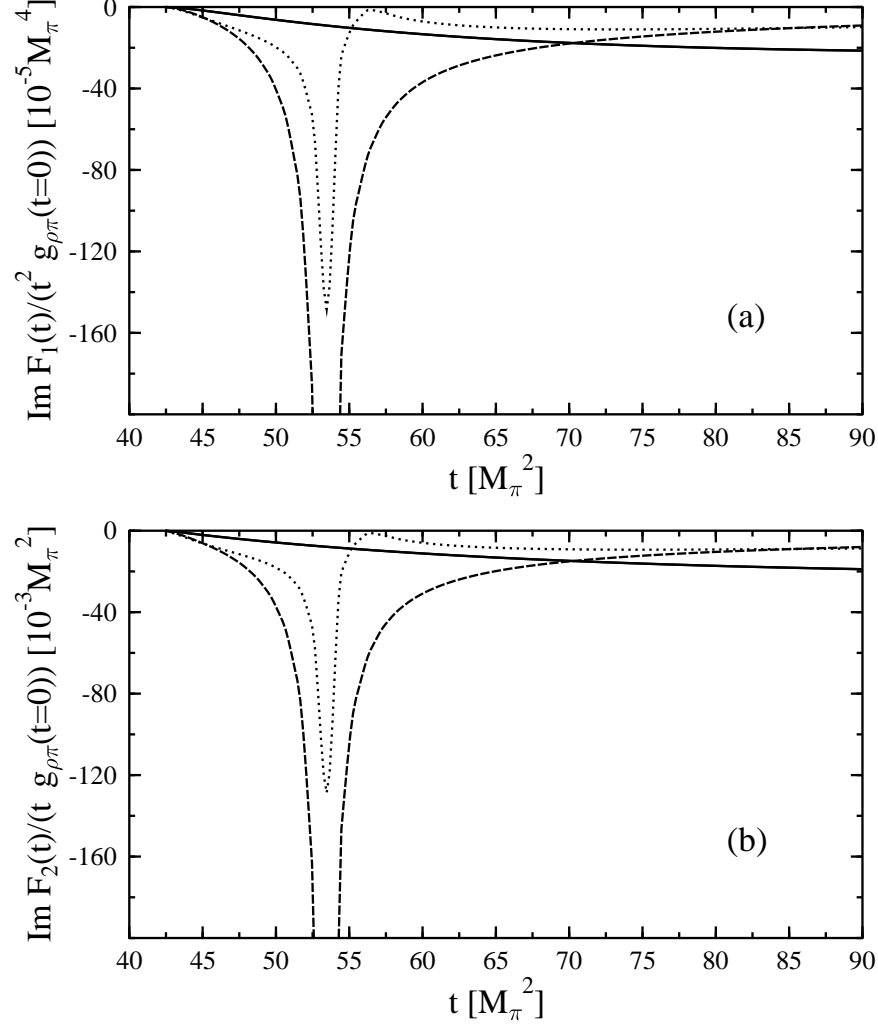


Figure 4: Weighted spectral functions entering the dispersion integrals for the mean square radius (a) and anomalous magnetic moment (b), scaled to the value of $g^{(a)}(t=0)$. In the case of scenario (1) (solid line), the curves for the isoscalar EM and strangeness channels are identical. For scenario (2), the isoscalar EM (dotted line) and strangeness (dashed line) spectral functions differ. The weighted, un-scaled spectral functions are obtained from the curves by multiplying by $g^{I=0}(0) = 0.53$ and $g^{(s)}(0) = 0.076$ as appropriate.