

LPC 93 06

hep-ph/9501225

GLUEBALL PLUS PION PRODUCTION
IN HARD EXCLUSIVE TWO-PHOTON PROCESSES

M . A . ICHOLA and J . P A R I S I

Laboratoire de P h y s i q u e C o r p u s c u l a i r e , C o l l e g e d e F r a n c e

I N 2 P 3 - C N R S

11, P l a c e M a r c e l i n B e r t h e l o t , F - 7 5 2 3 1 P a r i s C e d e x 0 5 , F r a n c e

A b s t r a c t

W e h e r e c o m p u t e t h e r e a c t i o n $\gamma\gamma \rightarrow G^0$ f o r v a r i o u s g l u e b a l l c a n d i d a t e s G a n d t h e i r a s s u m e d q u a n t u m s t a t e s , u s i n g a n o n - r e l a t i v i s t i c g l u o n b o u n d - s t a t e m o d e l f o r t h e g l u e b a l l .

1 Introduction

A model for computing the production and decay of glueballs (G) made up of two gluons, in any quantum state, has been proposed by Kada et al. [1], who used it in order to calculate the processes $J = 0 \rightarrow G$ and $G \rightarrow J = 0$. That model was later generalized for more complex reactions by Houna-Yaou et al. [2]; the generalized formalism was applied, in particular, to the calculation of glueball production in high-energy hadron collisions.

The values obtained in Ref. [1] for ($G \rightarrow J = 0$), considering the main existing glueball candidates, are rather small, and systematically below the experimental limits established till now in measurements of $J = 0 \rightarrow G$. The purpose of this paper is to compute an alternative photon-photon collision process producing glueballs, i.e. $J = 0 \rightarrow G$. The model used in this study is again that of Ref. [2].

Let us notice that the pseudoscalar glueball candidate (1440) was seen in various measurements of radiative $J = 0$ decays [3]. On the other hand, two new analyses of $J = 0 \rightarrow (1440)$ performed by the Mark III and the DM2 Collaboration [4] both seem to show that, instead of corresponding to a single pseudoscalar resonance, the (1440) peak should be due to three different structures (two pseudoscalar and one axial) located close to each other in the 1400-1500 MeV range. However the conclusions of the two analyses are contradictory.

As for the tensor glueball candidate $f_2(1720)$, it was seen as well by various

experimental groups in radiative $J=$ decay [5] and also by the WA 76 Collaboration in double-diffractive pp collisions [6]. Here again some doubt has been cast on the true nature of this resonance by a recent analysis of Mark III [7]. According to this analysis it should rather be a scalar particle, $f_0(1710)$, and is unlikely to be a glueball. Thus there is, here again, an obvious disagreement between various experimental groups (see [8]).

Finally, as regards the $X(2220)$, it was also found by the Mark III Collaboration in radiative $J=$ decay, and was assigned the quantum numbers: J even (without further precision), $P = +$ [9]. On the other hand, it was recently seen by two experimental groups in hadronic reactions, but they disagreed on its spin value ($J^P = 2^+$ vs. $J^P = 4^+$) [10]; specialists now tend to believe that the X is rather a ss quarkonium state belonging to the nonet 3F .

It is obvious that, in all three cases considered, no firm conclusion has yet been reached as to the nature of these resonances. Therefore we consider that none of them has been discarded as a glueball candidate, and we continue treating them as in previous papers [1, 2].

2 Details of calculation

Assuming, here again, the glueball to be a weakly bound state of two non-relativistic gluons, we are led (see Sec. II of Ref. [2]) to the formula

$$M_{0; 0! G^0}^0(s; \theta) = f_L \lim_{\theta \rightarrow 0} \frac{1}{L} \int_{-1}^1 d(\cos \theta) \sum_{1; 2}^{L S J} \left(\theta; \right) M_{0; 1 2}^{0; 1 2}{}_{g_1 g_2}^0(s; \theta; \theta; \theta) \quad (1)$$

connecting the helicity amplitudes of the process $0! G^0$ with those of the subprocess $0! g_1 g_2^0$. In formula (1), s and θ are, respectively, the total energy squared and the pion emission angle in the 0 c.m. frame, while θ is the orbital (azimuthal) emission angle of either gluon in their c.m. frame (the glueball rest frame); see Fig. 1. We call J, L, S , respectively, the total spin, the orbital angular momentum and the intrinsic spin of the glueball, while θ is its spin component along the z axis of Fig. 1. In addition we call $\theta; \theta^0$ the helicities of the photons $\theta; \theta^0$, while $\theta_1; \theta_2$ are those of the gluons $g_1; g_2$ (all helicities being defined in the glueball rest frame). The angular projection function $\sum_{1 2}^{L S J} \left(\theta; \right)$ is defined as:

$$\sum_{1 2}^{L S J} \left(\theta; \right) = d^J e^{i \theta} \langle L S 0 | j_L S J | \theta_1 \theta_1 \theta_2 j_L S \theta \rangle \quad (2)$$

where $\theta = \theta_1 = \theta_2$. Finally, θ is the velocity of either gluon in the glueball rest frame, while f_L is given by

$$f_L = \frac{s}{2L+1} \frac{2i^L}{M} \frac{(2L+1)!!}{L!} \int_0^1 dr \frac{d^L}{dr^L} R_L(r)^5 \quad (3)$$

where M is the glueball mass, and $R_L(r)$ its radial wave function in configuration space.

As in Ref. [2], we assume the glueball to be relativistic in the 0 cm. frame: $M = \sqrt{s} \ll 1$. In that approximation, the gluons g_1, g_2 are also treated as massless in the subprocess $^0 \rightarrow g_1 g_2 \rightarrow ^0$. The latter subprocess involves 16 helicity amplitudes. Noticing that, due to angular momentum and parity conservation, those amplitudes remain unchanged when all photon and gluon helicities are reversed, only eight of them are needed.

For the calculation of those amplitudes, we use the Brodsky-Lepage model [11], i.e.:

$$M_{0; \frac{1}{2} \frac{1}{2}}^{0; \frac{1}{2} \frac{1}{2}}(s; \dots) = \int dx \phi(x) M_{0; \frac{1}{2} \frac{1}{2}}^{0; \frac{1}{2} \frac{1}{2}}(x; s; \dots) \quad (4)$$

where ϕ is the pion distribution amplitude, while in the calculation of

$M_{0; \frac{1}{2} \frac{1}{2}}^{0; \frac{1}{2} \frac{1}{2}}(q_1 q_2)$ one makes the substitution: $v_q u_q \rightarrow \sqrt{s} = \sqrt{2}$, taking into account the fact that the $(q_1 q_2)$ system is in a pseudoscalar state. The helicity amplitudes $M_{0; \frac{1}{2} \frac{1}{2}}^{0; \frac{1}{2} \frac{1}{2}}(q_1 q_2)$ needed are obtained, at lowest order in QCD, by summing over the contributions of all diagrams of Fig. 2.

We then remain with the task of applying formulas (4) and (1). Actually, we find more convenient to integrate over x ; first, applying formula (1), and to leave the convolution over $\phi(x)$ for the following stage of our calculation.

Formula (1), where we substitute $(q_1 q_2)$ for 0 , leads us, for the var-

ious quantum states considered (for the main glueball candidates) to the expressions $M_{0; G(q)P S}^{0;}$ shown hereafter. We here fixed $\lambda = +1$, since amplitudes with $\lambda = -1$ are derived therefrom by applying the relation $M_{0; G(q)P S}^{0; \lambda = -1} = (-1)^{J+L-1} M_{0; G(q)P S}^{0; \lambda = +1}$.

All other helicity amplitudes are vanishing at that order.

$$\begin{aligned} \text{Let } \cos \theta &= u, & N &= x(1-x)s, & y &= 2(1-x)(1+u), \\ y_1 &= 1+u(1-2x) & \text{and } z &= 1+u-2x. \end{aligned}$$

In addition we set :

$$A_1 = 2(1-u)(1-2x) u \frac{y}{z}$$

$$B_1 = \frac{2u}{z}$$

$$C_1 = 4x^2(1+u) + 2(u+3)(1-2x) + 2(1-x)(1-u^2) + (4(x-1)^2 - 1 - u^2) \frac{y}{z}$$

$$D_1 = 4(1-x)(1+u)$$

$$A_2 = 4(1-x) \frac{y}{z}$$

$$B_2 = 4 \frac{(1-x)}{z}$$

$$C_2 = 2(1+u)(1-x)(2x+1-u) + (4(x-1)^2 + 1 - u^2) \frac{y}{z}$$

$$D_2 = 4(1-x)(1-u)$$

We get :

$$J = 0; L = S = 0$$

$$M^{++;0}_{0! G (\alpha \varphi)_{P S}} = 8 \frac{B_1 Y_1 A_1}{Y_1 N} \quad (5)$$

$$M^{+;0}_{0! G (\alpha \varphi)_{P S}} = 8 \frac{B_2 Y_1 A_2}{Y_1 N} \quad (6)$$

$$J = 0; L = S = 1$$

$$M^{++;0}_{0! G (\alpha \varphi)_{P S}} = 8 \frac{C_1 z}{3 Y_1^2 N} \quad (7)$$

$$M^{+;0}_{0! G (\alpha \varphi)_{P S}} = 8 \frac{C_2 z}{3 Y_1^2 N} \quad (8)$$

$$J = 2; L = 0; S = 2$$

$$M^{++;0}_{0! G (\alpha \varphi)_{P S}} = 16 \frac{B_1 Y_1 A_1}{Y_1 N} \quad (9)$$

$$M^{++;2}_{0! G (\alpha \varphi)_{P S}} = 16 \frac{D_1}{Y_1 N} \quad (10)$$

$$M^{+;0}_{0! G (\alpha \varphi)_{P S}} = 16 \frac{B_2 Y_1 A_2}{Y_1 N} \quad (11)$$

$$M^{+;2}_{0! G (\alpha \varphi)_{P S}} = 16 \frac{D_2}{Y_1 N} \quad (12)$$

$$J = 2; L = 2; S = 0$$

$$M^{++;0}_{0! G (\alpha \varphi)_{P S}} = 32 \frac{B_1 Y_1^3 A_1 (z^2 + Y_1^2)}{15 Y_1^3 N} \quad (13)$$

$$M^{++;2}_{0!G(\alpha\alpha)_{PS}} = 64 \frac{D_1}{15 y_1 N} \quad (14)$$

$$M^{+;0}_{0!G(\alpha\alpha)_{PS}} = 32 \frac{B_2 Y_1^3 - A_2 (z^2 + Y_1^2)}{15 Y_1^3 N} \quad (15)$$

$$M^{+;2}_{0!G(\alpha\alpha)_{PS}} = 64 \frac{D_2}{15 y_1 N} \quad (16)$$

$$J = 2; L = S = 2$$

$$M^{++;0}_{0!G(\alpha\alpha)_{PS}} = 8 \frac{17 B_1 Y_1^3 + A_1 (4z^2 - 17Y_1^2)}{15 Y_1^3 N} \quad (17)$$

$$M^{++;2}_{0!G(\alpha\alpha)_{PS}} = 16 \frac{D_1 (4z^2 - 3Y_1^2)}{15 Y_1^3 N} \quad (18)$$

$$M^{+;0}_{0!G(\alpha\alpha)_{PS}} = 8 \frac{17 B_2 Y_1^3 + A_2 (4z^2 - 17Y_1^2)}{15 Y_1^3 N} \quad (19)$$

$$M^{+;2}_{0!G(\alpha\alpha)_{PS}} = 16 \frac{D_1 (4z^2 - 3Y_1^2)}{15 y_1 N} \quad (20)$$

$$J = 4; L = S = 2$$

$$M^{++;0}_{0!G(\alpha\alpha)_{PS}} = 128 \frac{B_1 Y_1^3 - A_1 (z^2 + Y_1^2)}{75 Y_1^3 N} \quad (21)$$

$$M^{++;2}_{0!G(\alpha\alpha)_{PS}} = 64 \frac{D_1 (z^2 + Y_1^2)}{15 Y_{n1}^3 N} \quad (22)$$

$$M^{+;0}_{0!G(\alpha\alpha)_{PS}} = 128 \frac{B_2 Y_1^3 - A_2 (z^2 + Y_1^2)}{75 Y_1^3 N} \quad (23)$$

$$M^{+;2}_{0!G(\alpha\alpha)_{PS}} = 64 \frac{D_2 (z^2 + Y_1^2)}{15 Y_1^3 N} \quad (24)$$

In the above formulas, coupling constants, as well as charge and color factors, were left aside.

For we here choose two different expressions given in the literature, namely that of Chernyak and Zhitnitsky [12]

$$c^z(x) = \frac{p_-}{5} \frac{1}{3} f_\pi x (1-x)(2x-1)^2 \quad (25)$$

and the so-called asymptotic distribution amplitude [11]

$$c^{as}(x) = \frac{p_-}{3} f_\pi x (1-x) \quad (26)$$

where f_π is the pion leptonic decay constant.

Convolution of with formulas (5) -- (24) then leads us to the amplitudes $M_{0; 0; G^0}^0$ needed.

Therefrom one obtains the corresponding differential cross section :

$$\frac{d}{dt} \sigma_{0; 0; G^0}^0 = 4 \frac{s^2}{s^2} f_{ch}^2 f_c^2 X_{0; 0; G^0}^0 M_{0; 0; G^0}^0 \quad (27)$$

where the charge and color factors are easily obtained as : $f_{ch}^2 = 1=18$, $f_c^2 = 2=3$.

This expression of the cross section still contains an undetermined constant, f_L^2 (see formula (1)). In order to eliminate it, we use the same procedure as in Refs. [1] and [2], i.e. we write :

$$\frac{d}{dt} \sigma_{0; 0; G^0}^0 B(G \rightarrow xy) = \frac{d}{dt} \sigma_{0; 0; G^0}^0 \frac{(J=0, G) B(G \rightarrow xy)}{(J=0, G)} \quad (28)$$

where $B(G \rightarrow xy)$ is the branching ratio for glueball decay in a given channel (actually we shall only consider the main decay channel for each glueball candi-

date). Then the numerator of the second factor on the r.h. side of (28) is given by experimental measurements, while for its denominator we use the expression computed by Kada et al. [1,13]. In this way we get rid, actually, not only of f_L^2 , but also of the (not very well defined) factor $\frac{2}{s}$. Eventually no free parameter is left.

Our results are shown in Figs. 3, 4 and 5, for the three glueball candidates $(1440) (J^{PC} = 0^+)$, $f_2(1720) (J^{PC} = 2^{++})$ and $X(2220) (J^{PC} = 0^{++} \text{ or } 2^{++} \text{ or } 4^{++})$ and with the same assumptions as in Ref. [1] regarding the values of $L; S$ [14]. In Fig. 3 we also show, for comparison, the prediction of the model of Ref. [11] for $0^+ 0^+ 0^+$.

3 Discussion

Our results call for several comments :

(i) Quite generally, the yields obtained with the Chernyak-Zhitnitsky pion distribution amplitude are slightly higher (by a factor of 3-4) than those provided by the asymptotic one, while the shape of the curves is very similar. It should be recalled that the Chernyak-Zhitnitsky distribution function should be the more reliable one, since it allows for a correct normalization of the charged pion's electromagnetic form factor with a realistic value of s .

(ii) The validity of the QCD perturbation expansion ($p_T > 1 \text{ GeV}$) entails a lower limit $\frac{P}{s_{\text{min}}} \approx 2M$ for the c.m. energy range where our model may be

checked. With such a limit, our relativistic approximation ($M^2 = s \neq 0$) should be justified as well, all the more as it can be shown that, if we make a series expansion of the cross section in powers of $M^2 = s$, only even powers occur in that expansion; i. e. the first term here neglected is of order $M^2 = s$.

(iii) Cross sections for $\pi^+ \pi^- \rightarrow G^+$ and $\pi^+ \pi^- \rightarrow G^0$ are easily derived from those here obtained if one assumes that the wave functions of π^+ ; π^0 are of the same type. Then, taking the experimentally determined values [15] $f^+ = 0.98f$, $f^0 = 0.84f$, and mixing $\theta = 23^\circ$, one obtains for the relative yields of G^+ : G^0 : G^0 production the approximate values 1 : 1.4 : 1.1.

(iv) In a recent paper, Wakely and Carlson [16] computed the same cross section, using a different procedure, namely applying the model of Ref. [11] for both the pion and the glueball, with the glueball distribution amplitude ϕ_G determined by QCD sum rules. They gave numerical results for the production, in a collision, of an assumed pseudoscalar glueball of mass $2G$ eV together with a π^0 . Thus in their work and ours different glueball candidates involving different masses and/or quantum states are considered. Therefore, strictly speaking, it would not make much sense to compare their results with ours. Nevertheless, one may observe that they are in the same ballpark.

(v) For the $\pi(1440)$, for the quantum states $J = 1$ and $J = 2$ (see [14]) of the $f_2(1720)$ and for the quantum state $J = 4$ of the $X(2220)$, our predictions based on the Chernyak-Zhitnitsky distribution amplitude lead to values

of $(e^+ e^- \rightarrow e^+ e^- G^0)$ (integrated above $p_T \approx 1 \text{ GeV}$) that should be of the order of 10^{-37} cm^2 at $\sqrt{s} = 200 \text{ GeV}$ (LEP II energy).

(vi) The formalism here used can be extended, in a trivial way, to the computation of glueball plus meson production in hadron collisions.

Acknowledgments

The authors are grateful to Prof. M. Froissart and P. Kessler for constructive remarks and careful reading of the manuscript.

4 References and Notes

[1] E. H. Koda, P. Kessler, and J. Parisi : Phys. Rev. D 39 (1989) 2657.

See also : The same : Proc. IXth Int. Workshop on Photon-Photon Collisions, San Diego 1992, eds. D. O. Caldwell and H. P. Paar (World Scientific Singapore, 1992), p. 283.

[2] L. Houra-Yaou, P. Kessler, and J. Parisi : Phys. Rev. D 45 (1992) 794.

[3] D. L. Scharre et al, Mark II Coll. : Phys. Lett. 97 B (1980) 329.

C. Edwards et al, Crystal Ball Coll. : Phys. Rev. Lett. 49 (1982) 259.

J. E. Augustin et al, DM 2 Coll. : LAL/85-27 (1985).

J. Becker et al, Mark III Coll. : SLAC-PUB-4225 (1987).

[4] Z. Bai et al, Mark III Coll. : Phys. Rev. Lett. 65 (1990) 2502;

T. Bolton et al, Mark III Coll. : SLAC-PUB-5632 (1991).

J. E. Augustin et al, DM 2 Coll. : LAL/90-53 (1990).

[5] C. Edwards et al, Crystal Ball Coll. : Phys. Rev. Lett. 48 (1982) 458.

R. M. Baltusaitis et al, Mark III Coll. : Phys. D 35 (1987) 2077.

J. E. Augustin et al. DM 2 Coll. : Phys. Rev. Lett. 60 (1980) 223.

[6] T. A. Armstrong et al, WA 76 Coll. : Z. Phys. C 51 (1981) 351.

[7] L. P. Chen, Mark III Coll. : Nucl. Phys. B (Proc. Suppl.) 21 (1991) 149 ;

SLAC-PUB-5669 (1991); Ph. D. Thesis, SLAC-Report 386 (1991).

[8] G. Eigen : Proc. IXth Int. Workshop on Photon-Photon Collisions, San Diego 1992, eds. D. O. Caldwell and H. P. Paar (World Scientific Singapore, 1992), p. 291. A. Palano : same Proc., p. 308.

[9] K. Einsweiler, Mark III Coll. : Ph. D. Thesis, SLAC Report 272 (1984) ; R. M. Baltrusaitis et al., Mark III Coll. : SLAC-PUB-3786 (1985).

[10] B. V. Bobnkin et al., ITEP Coll. : Nucl. Phys. B 309 (1988) 426.

D. Aston et al., LASS Coll. : Phys Lett. 215B (1988) 200 ; Nucl. Phys. B 301 (1988) 525.

[11] G. P. Lepage and S. J. Brodsky, Phys. Rev. D 22 (1980) 2157. S. J. Brodsky and G. P. Lepage, *ibid.* 24 (1981) 1808 ; 24 (1981) 2948.

[12] V. L. Chemyak and A. R. Zhitnitsky, Nucl. Phys. B 201 (1982) 492.

[13] Actually we have systematically multiplied those decay widths by a factor of 4, because in the first paper of Ref. [1] the helicity amplitudes of the process $J = 1 \rightarrow G$ had been underestimated by a factor of 2. On the other hand, we have corrected two misprints that appeared in that paper, regarding the widths of $J = 1$ radiative decay into glueballs with quantum numbers $J = 0; L = S = 1$ and $J = 4; L = S = 2$.

[14] For $f_2(1270)$, the state called " $L = m$ " in Ref. [1] is a mixture of states $L = 0; S = 2$ and $L = 2; S = 0$ with their respective weight coefficients A_{02} and A_{20} connected by the relation $A_{20} R_2^0(0) = [A_{02} M^2 R_0(0)] = 0.27$; the state called

$L = 2$ is a mixture of states $L = 2; S = 0$ and $L = 2; S = 2$ with their respective weight coefficients related by $A_{20} = A_{22} = 6.5$. Both mixtures have been adjusted in such a way that they fit the experimental ratios of helicity amplitudes measured in the process $J = \rho^0 \rightarrow f_2(1720)$.

[15] H. Aihara et al., TPC/Two-Gamma Coll. : Phys. Rev. Lett. 64, 172 (1990).

[16] A. B. Wakely and C. E. Carlson : Phys. Rev. D 45 (1992) 1796.

5 Figure Captions

Fig. 1. Kinematic schemes

- (a) for the process $\rho^0 \rightarrow \rho^0 G$ in the center-of-mass frame of ρ^0 and ρ^0 (frame A),
 (b) for the process $\rho^0 \rightarrow \rho^0 g_1 g_2$ in the center-of-mass frame of g_1 and g_2 (frame B).

Fig. 2. Feynman graphs for the subprocess $\rho^0 \rightarrow \rho^0 q q g_1 g_2$. Others graphs, providing the same contribution to the helicity amplitudes of the process

$\rho^0 \rightarrow \rho^0 G$, are derived therefrom by exchanging g_1 and g_2 .

Fig. 3. Predictions of the differential cross section for $\rho^0 \rightarrow \rho^0(1440) \rho^0$, with the Chernyak-Zhitnitsky pion distribution amplitude (solid line) and the asymptotic one (dashed line). For comparison, we also show the predictions of the Brodsky-Lepage model for $\rho^0 \rightarrow \rho^0 \rho^0$ with the Chernyak-Zhitnitsky pion distribution amplitude (dash-dotted line) and the asymptotic one (dotted line).

Fig. 4. Predictions of the differential cross section for $\pi^0 \pi^0 \rightarrow f_2(1720) \pi^0$ with the Chernyak-Zhitnitsky and the asymptotic pion distribution amplitude, considering various quantum states of the $f_2(1720)$: $L = 0$ (solid line); $L = 2$ (dotted line); $L = m$ (dashed line) (see [1, 2]).

Fig. 5. Predictions of the differential cross section for $\pi^0 \pi^0 \rightarrow X(2220) \pi^0$ with the Chernyak-Zhitnitsky and the asymptotic pion distribution amplitude, considering various quantum states of the $X(2220)$: $J = L = 0$ (solid line); $J = 2; L = 0$ (dashed line); $J = 4; L = 2$ (dotted line).

This figure "fig1-1.png" is available in "png" format from:

<http://arxiv.org/ps/hep-ph/9501225v1>

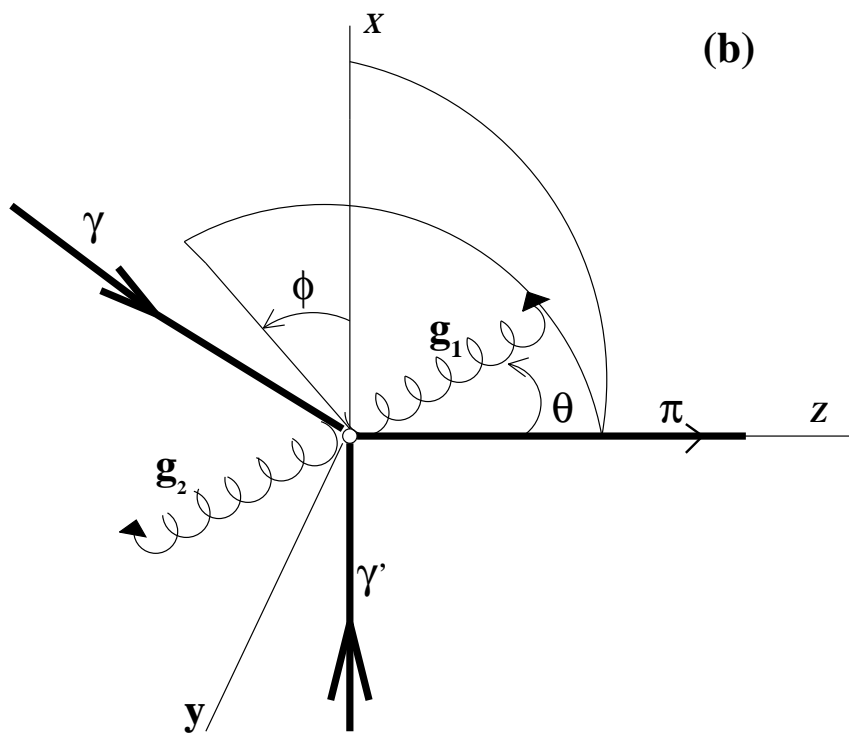
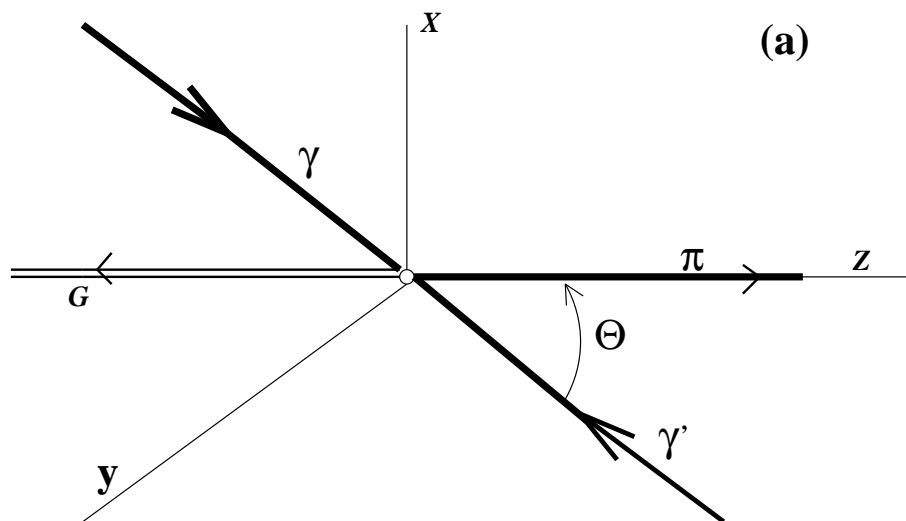


Fig. 1

This figure "fig1-2.png" is available in "png" format from:

<http://arxiv.org/ps/hep-ph/9501225v1>

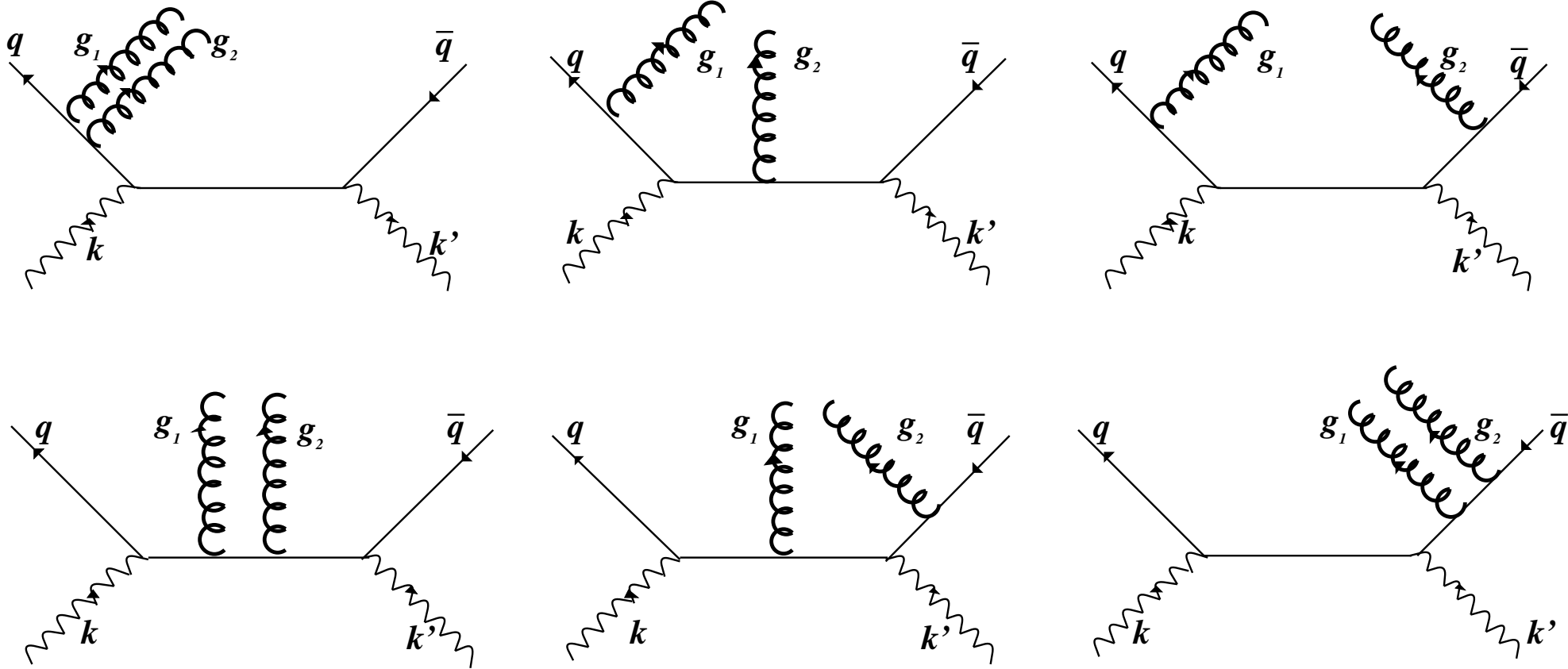


Fig. 2

This figure "fig1-3.png" is available in "png" format from:

<http://arxiv.org/ps/hep-ph/9501225v1>

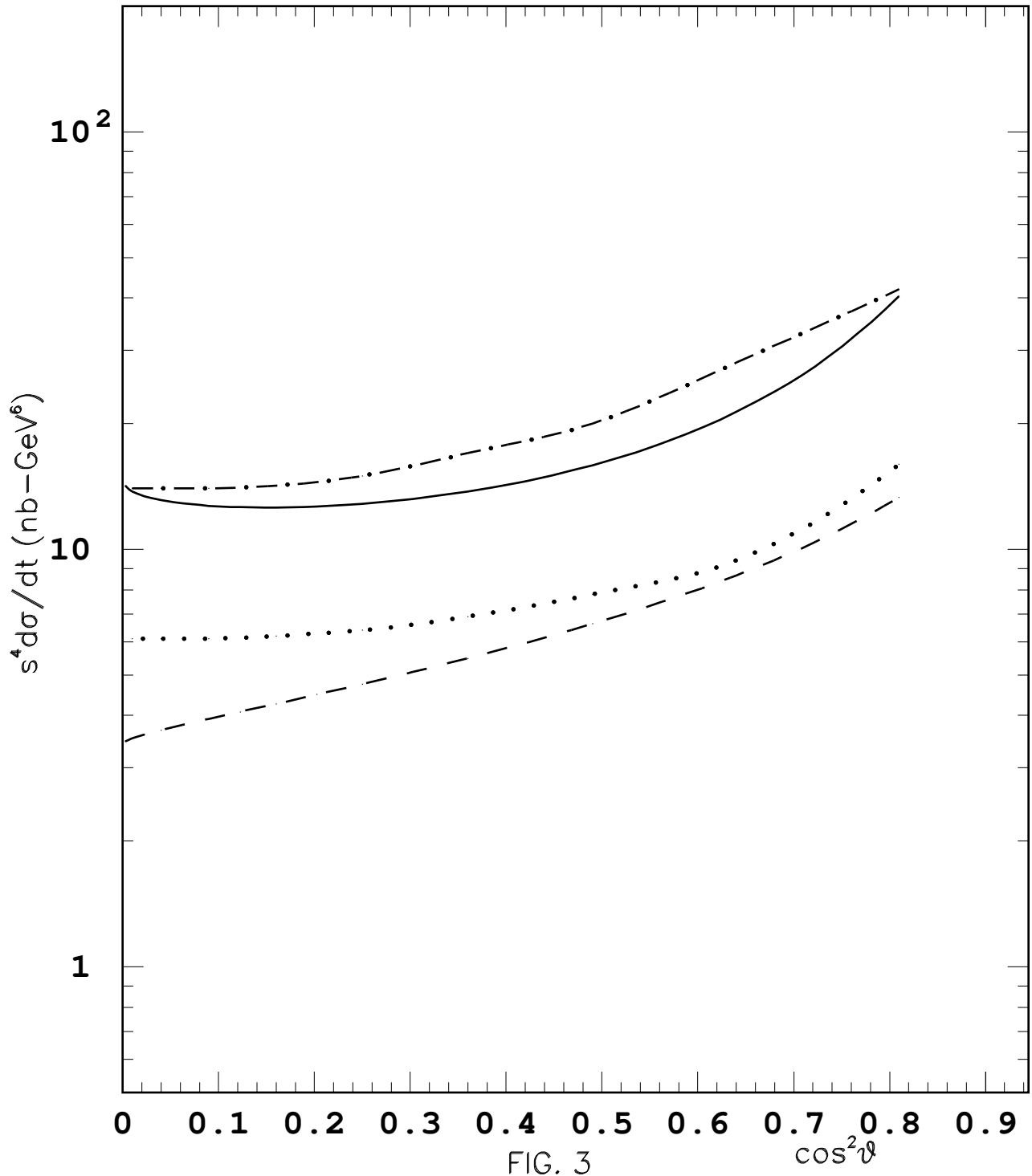


FIG. 3

This figure "fig1-4.png" is available in "png" format from:

<http://arxiv.org/ps/hep-ph/9501225v1>

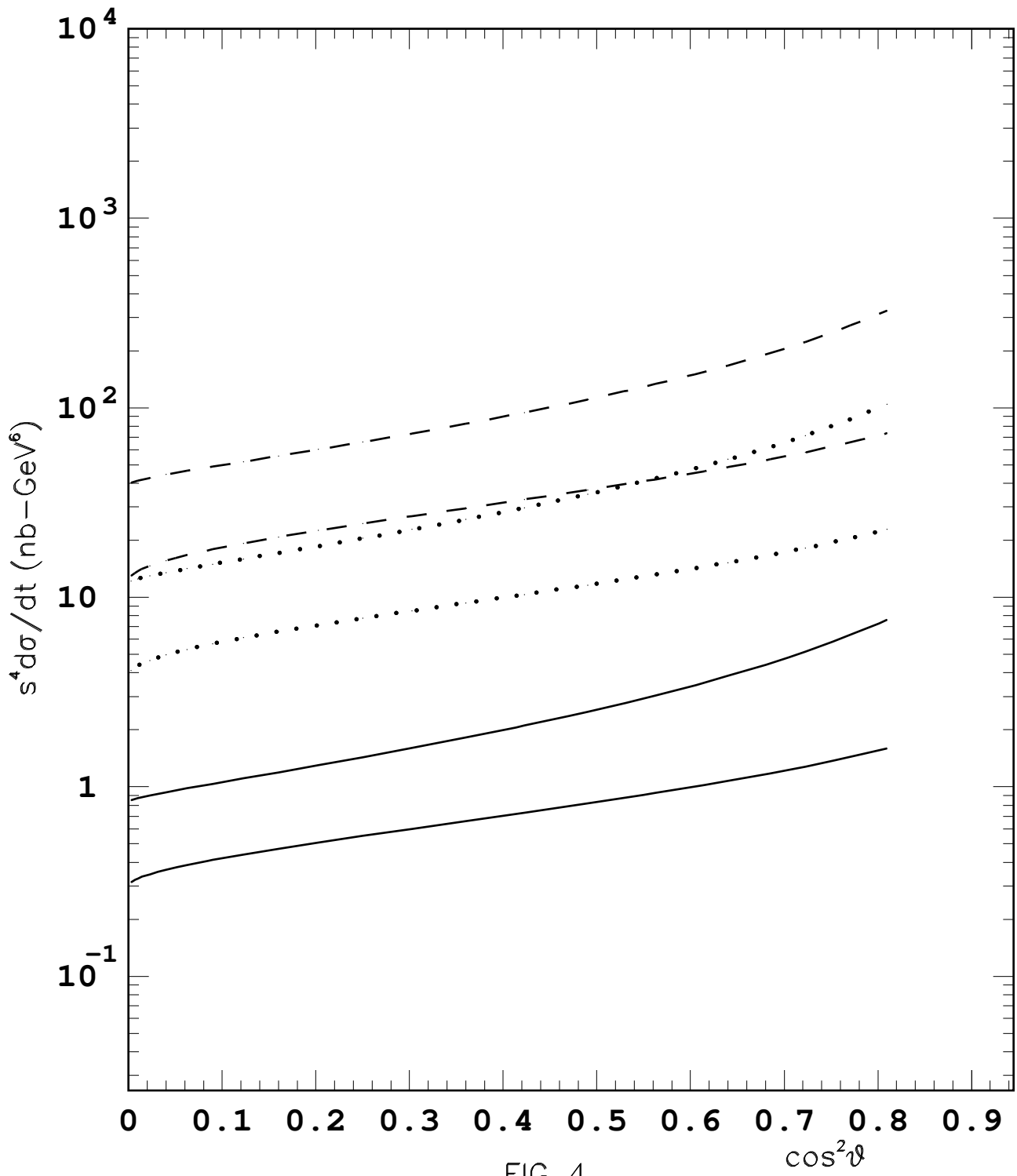


FIG. 4

This figure "fig1-5.png" is available in "png" format from:

<http://arxiv.org/ps/hep-ph/9501225v1>

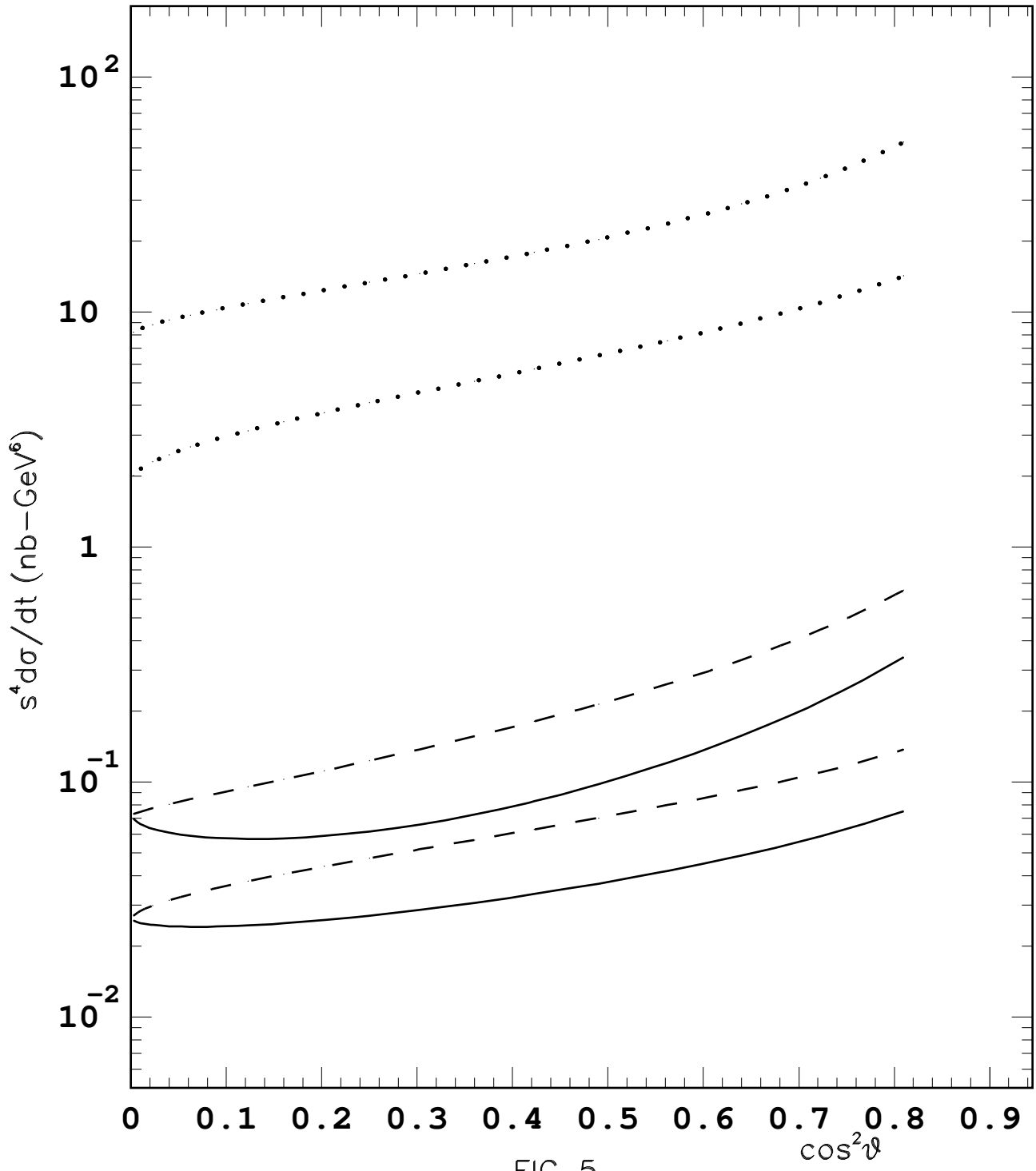


FIG. 5