

Electroweak Fits and Constraints on the Higgs Mass

Peter B. Renton

Denys Wilkinson Building, Keble Road, Oxford OX1 3RH
e-mail p.renton1@physics.ox.ac.uk

Invited contribution to ICHEP 2004, Beijing, China, 16-22 August 2004.

Abstract. The current status of the quantities entering into the global electroweak fits is reviewed, highlighting changes since Summer 2003. These data include the precision electroweak properties of the Z and W bosons, the top-quark mass and the value of the electromagnetic coupling constant $\alpha(M_Z)$, at a scale M_Z . Using these Z and W (high Q^2) data, the value of the Higgs mass is extracted, within the context of the Standard Model (SM). The consistency of the data, and the overall agreement with the SM, are discussed.

1. The precision electroweak data

This report contains an update on the values of the precision electroweak properties and fits within the context of the SM, with respect to [1], where more details can be found. The e^+e^- data are from the ALEPH, DELPHI, L3 and OPAL experiments at LEP, from both the LEP1 and LEP2 phases, and also from the SLD experiment at SLAC. The $p\bar{p}$ data come from the CDF and D0 experiments from both Run 1 ($\sqrt{s}=1.8$ TeV) and Run 2 ($\sqrt{s}=1.96$ TeV).

1.1. Z boson

The coupling of the Z boson to $f\bar{f}$ is specified by the vector (g_{Vf}) and axial-vector (g_{Af}) couplings. These can be expressed in terms of ρ and the effective weak mixing angle $\sin^2\theta_{\text{eff}}^f$ by

$$g_{Af} = \sqrt{\rho}T_3^f, \quad g_{Vf}/g_{Af} = 1 - 4 |q_f| \sin^2\theta_{\text{eff}}^f \quad (1)$$

where q_f is the charge, T_3^f is the third component of weak isospin. The Z partial width $\Gamma_f \propto g_{Vf}^2 + g_{Af}^2$, and the pole forward-backward asymmetry, which has been measured for e, μ and τ pair final states, and also for c and b quarks, is

$$A_{FB}^{0,f} = \frac{3}{4} A_e A_f, \quad (2)$$

where

$$A_f = \frac{2g_{Vf}/g_{Af}}{1 + (g_{Vf}/g_{Af})^2}. \quad (3)$$

The lepton couplings can be extracted from the τ polarisation (giving A_e, A_τ), the SLAC polarised electron asymmetry A_{LR} (A_e) and the forward-backward asymmetries for leptons ($A_\ell, \ell=e,\mu,\tau$). The results are unchanged with respect to [1] and are reasonably compatible with lepton universality, with $g_{A\ell}/g_{Ae} = 1.0002 \pm 0.0014$ and 1.0019 ± 0.0015 , for $\ell=\mu,\tau$ respectively. The uncertainties are larger for the vector-couplings, with $g_{V\mu}/g_{Ve} = 0.962 \pm 0.063$ and $g_{V\tau}/g_{Ve} = 0.958 \pm 0.029$. Assuming lepton universality, these asymmetries give a value of $A_e = 0.1501 \pm 0.0016$. Within the context of the SM this favours a light Higgs mass. The invisible width of the Z boson allows the number of light neutrinos to be extracted (assuming Γ_ν/Γ_l from the SM), and gives $N_\nu = 2.9841 \pm 0.0083$, which is 1.9σ below 3.

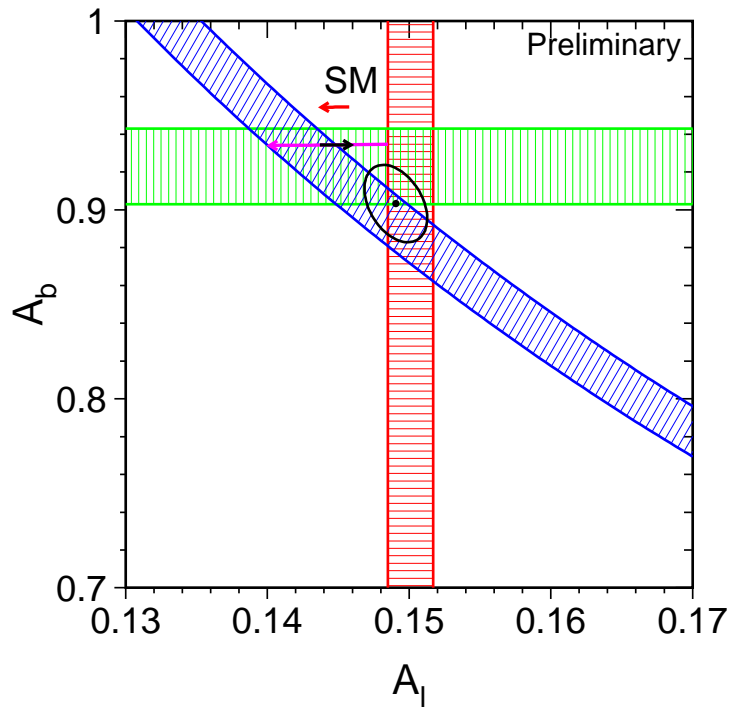
In the heavy-quark sector there are updates in the results from SLD. All the LEP and SLD results are now final, but the combination is not yet finalised. The quantities measured are $R_b = \Gamma_b/\Gamma_{had}$, $R_c = \Gamma_c/\Gamma_{had}$, $A_{FB}^{0,b}$, $A_{FB}^{0,c}$, A_b and A_c (which are obtained from the left-right-forward-backward asymmetries). There are additional (since Summer 2003) theoretical uncertainties, arising from the extrapolation of off-peak measurements to the peak, of 0.0002 and 0.0005 added to $A_{FB}^{0,c}$ and $A_{FB}^{0,b}$ respectively (see [2] for more details). There is good internal consistency in the determinations of $R_b, R_c, A_{FB}^{0,b}$ and $A_{FB}^{0,c}$. The combined LEP and SLD results are given in Table 1. The largest correlation is -0.18, between R_b and R_c . The χ^2/df for the combination is 53/(105-14), giving a probability close to 100%. If statistical errors only are used in the combination then this becomes 92/(105-14), indicating that the systematic errors appear to be overestimated.

The direct determinations of A_e and A_b are shown in figure 1. Also shown is the band in the $A_e A_b$ plane, traced out by $A_{FB}^{0,b}$. The combined value, and the 68% cl, are also shown, as is the SM prediction. It can be seen that the joint result from these data is in poor agreement with the SM. The value of $A_{FB}^{0,b}$ favours a rather heavy Higgs mass.

Figure 2 shows the determinations of $\sin^2\theta_{eff}^{lept}$. The overall χ^2 probability is reasonable (8.4%), but the value obtained from purely leptonic processes ($\sin^2\theta_{eff}^{lept} = 0.23113 \pm 0.00021$) is some 2.8σ different to that obtained using heavy quarks ($\sin^2\theta_{eff}^{lept} = 0.23213 \pm 0.00029$). This comes mostly from the 2.8σ difference in the SLD A_{LR} and $A_{FB}^{0,b}$ values.

Table 1. Combination of Z heavy flavour results

quantity	value	error
R_b	0.21630	0.00066
R_c	0.1723	0.0031
$A_{\text{FB}}^{0,b}$	0.0998	0.0017
$A_{\text{FB}}^{0,c}$	0.0706	0.0035
A_b	0.923	0.020
A_c	0.670	0.027

**Figure 1.** The couplings A_b and A_e , both from direct measurements and from $A_{\text{FB}}^{0,b}$.

1.2. *W boson*

The W boson is produced singly at the Tevatron (eg $u + \bar{d} \rightarrow W^+$). The leptonic decays $W \rightarrow \ell\nu$ (with $\ell = e, \mu$) are used to determine the W mass and width, using the

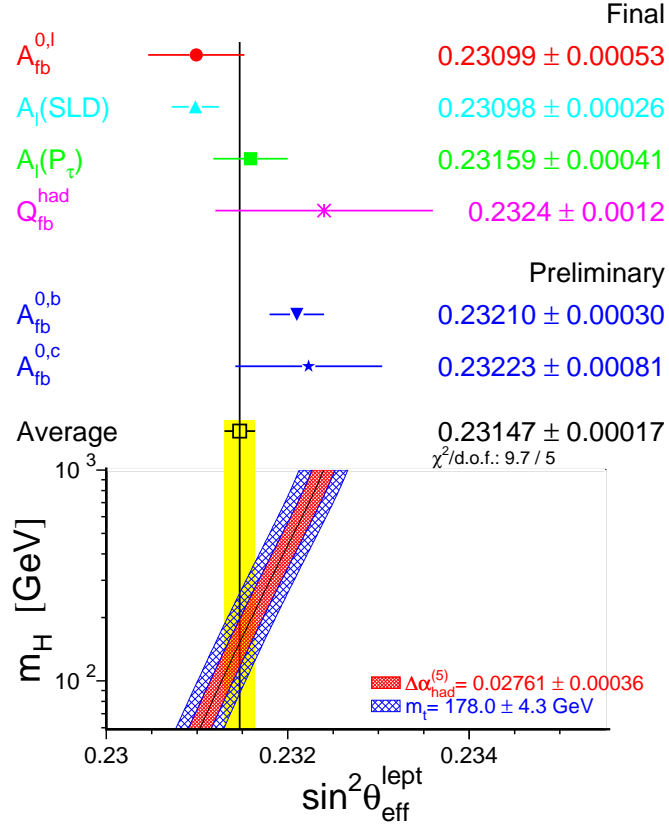


Figure 2. Determinations of $\sin^2\theta_{\text{eff}}^{\text{lept}}$.

transverse mass or p_T^ℓ . From Run 1 the values $M_W = 80.433 \pm 0.079 \text{ GeV}$ (CDF) and $80.483 \pm 0.084 \text{ GeV}$ (D0) were obtained. Taking into account common systematics, the combined Run 1 values are $M_W = 80.452 \pm 0.059 \text{ GeV}$ and $\Gamma_W = 2.102 \pm 0.106 \text{ GeV}$ [3]. Run 2 analyses are currently underway.

At LEP2 the W bosons are pair-produced in $e^+e^- \rightarrow W^+W^-$. The analyses are still in progress. The statistical uncertainties from the $\ell\nu q\bar{q}'$ and $q\bar{q}'q\bar{q}'$ channels are similar. However, there is at present a large systematic uncertainty (97 MeV) in the $q\bar{q}'q\bar{q}'$ channel, due to final-state interaction effects. This is mostly from colour reconnection, with a smaller contribution from Bose Einstein correlations. This means that the $q\bar{q}'q\bar{q}'$ channel carries only 10% of the weight in the LEP2 average. The preliminary LEP2 values are $M_W = 80.412 \pm 0.042 \text{ GeV}$ and $\Gamma_W = 2.152 \pm 0.091 \text{ GeV}$.

The combined Tevatron and LEP2 values are $M_W = 80.425 \pm 0.034 \text{ GeV}$ and $\Gamma_W = 2.133 \pm 0.069 \text{ GeV}$. Γ_W is compatible with the SM value of $2.097 \pm 0.003 \text{ GeV}$. The world average M_W value favours a low Higgs mass in the context of the SM.

2. The SM parameters

The SM parameters are taken to be M_Z , G_F , $\alpha(M_Z)$ and $\alpha_s(M_Z)$ (the electromagnetic and strong coupling constants at the scale M_Z), and the top-quark mass m_t . Through loop diagrams measurements of the precision electroweak quantities are sensitive to m_t and, the ‘unknown’ in the SM, m_H . The SM computations use the programs TOPAZ0 and ZFITTER. The latter program (version 6.40) incorporates the recent fermion 2-loop corrections to $\sin^2\theta_{\text{eff}}^{\text{lept}}$ and full 2-loop, and leading 3-loop, corrections to M_W [4].

2.1. top-quark mass

The D0 Collaboration have recently improved their Run 1 measurement using a weighting method based on the matrix element, giving $m_t = 179.0 \pm 3.5$ (stat) ± 3.8 (syst) GeV. The CDF Run 1 value is $m_t = 176.1 \pm 4.2$ (stat) ± 5.1 (syst) GeV. Taking into account common systematic uncertainties the combined value is [5] $m_t = 178.0 \pm 4.3$ GeV, with statistical and systematic error components of 2.7 and 3.3 GeV respectively. This is to be compared to the previous value of $m_t = 174.3 \pm 5.1$ GeV.

Run 2 values have been obtained by both the CDF and D0 Collaborations, but these have not yet been included in the average.

2.2. $\alpha(M_Z)$

The value of α at the scale M_Z requires the use of data on $e^+e^- \rightarrow \text{hadrons}$ at low energies and the use of perturbative QCD at higher energies. The various estimations of $\alpha(M_Z)$ differ in the extent to which QCD is used, as well as in the data used in the evaluation. The quantity needed is the hadronic contribution $\Delta\alpha_{\text{had}}^{(5)}$ and the value used by the LEP EWWG [1] is $\Delta\alpha_{\text{had}}^{(5)}(M_Z) = 0.02761 \pm 0.00036$. Recent data from the CMD-2 and KLOE Collaborations has been consider in [6], and the authors conclude that the value just quoted is still valid.

3. Electroweak fits

The measurements used in the global SM electroweak fits, and the fitted values, are shown in figure 3. The SM fit to these high Q^2 data gives

$$\begin{aligned} m_t &= 178.2 \pm 3.9 \text{ GeV} \\ m_H &= 114_{-45}^{+69} \text{ GeV} \\ \alpha_s(M_Z) &= 0.1186 \pm 0.0027. \end{aligned}$$

The χ^2/df is 15.8/13, giving a probability of 26%. The variation of the fit χ^2 , compared to the minimum value, is shown in the ‘blue-band’ plot of figure 4, as a

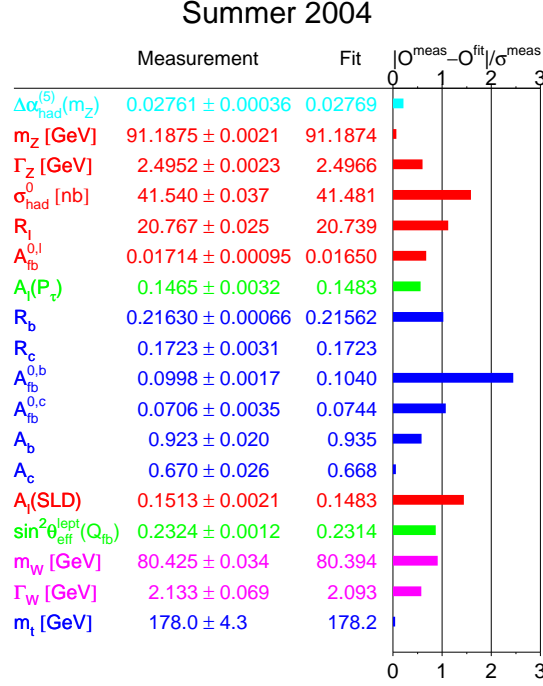


Figure 3. Measured and SM fitted values of electroweak quantities.

function of m_H . Also shown is the direct search limit of 114 GeV. The one-sided 95% upper limit is $m_H \leq 260$ GeV. This includes the theoretical uncertainty (blue-band) which is evaluated by considering the uncertainties in the new 2-loop calculations [4]. If the more theory driven value $\Delta\alpha_{\text{had}}^{(5)}(M_Z) = 0.02749 \pm 0.00012$ is used, then m_H increases to 129 GeV.

Since 2003 the main changes have been the change in m_t ($\delta m_H \simeq +20$ GeV) and the new 2-loop effects ($\delta m_H \simeq +6$ GeV).

The direct versus indirect values of m_t and M_W is a powerful test of the SM; see figure 5. The contours shown are for the 68% cl. It can be seen that there is a reasonable degree of overlap and that the data prefer a light Higgs mass.

The above fits use only high Q^2 data. There are also low Q^2 data[7] from Atomic Parity Violation in ^{133}Cs ($Q_W = -72.74 \pm 0.46$), the SLAC polarised electron Moller scattering experiment E158 ($\sin^2\theta_{\text{eff}}^{\text{lept}} = 0.2333 \pm 0.0016$) and the deep-inelastic $\nu(\bar{\nu})$ experiment NuTeV ($\sin^2\theta_W = 0.2277 \pm 0.0016$). The NuTeV value can be used to

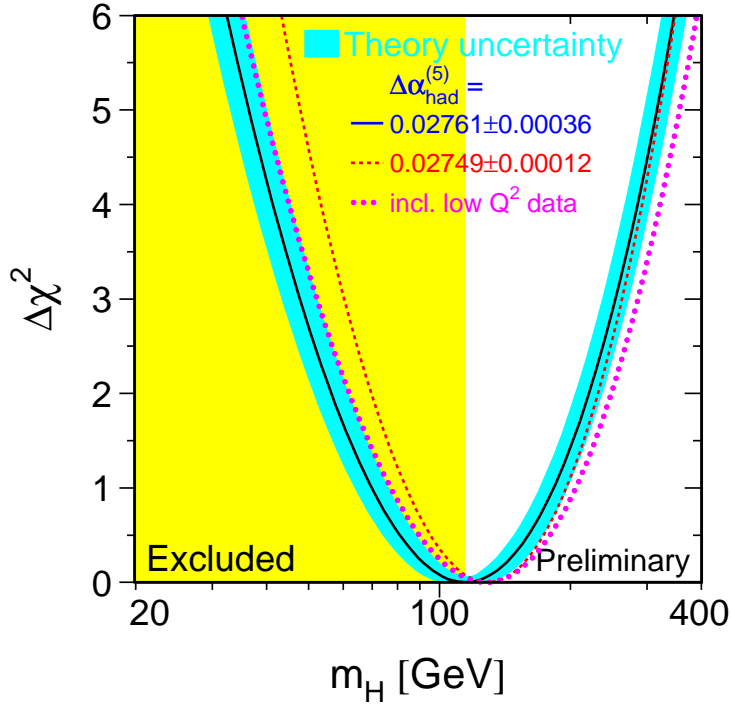


Figure 4. Variation of χ^2 versus m_H .

extract M_W , and gives a value 3.1σ below that from direct measurement. Including all these low Q^2 data in the SM fit increases m_H by 14 GeV to 128 GeV, and the χ^2 probability drops to 5.4%, essentially due to the NuTeV result.

4. Conclusions

There has been steady progress on both the experimental and theoretical fronts. There are still issues with $A_{\text{FB}}^{0,b}$ and NuTeV (both $\simeq 3\sigma$ effects). It is difficult to see how $A_{\text{FB}}^{0,b}$ can be resolved in the near future, but for NuTeV, the further evaluation of QED and QCD effects, together with the NOMAD results, should help.

The SM fits favour a light Higgs mass, $m_H = 114_{-45}^{+69}$ GeV, and a 95% cl upper limit of 260 GeV. Thus the Higgs boson appears to be relatively light. Improved measurements of both m_t and M_W at the Tevatron, and then the LHC, will significantly improve the precision of the indirect estimation of m_H .

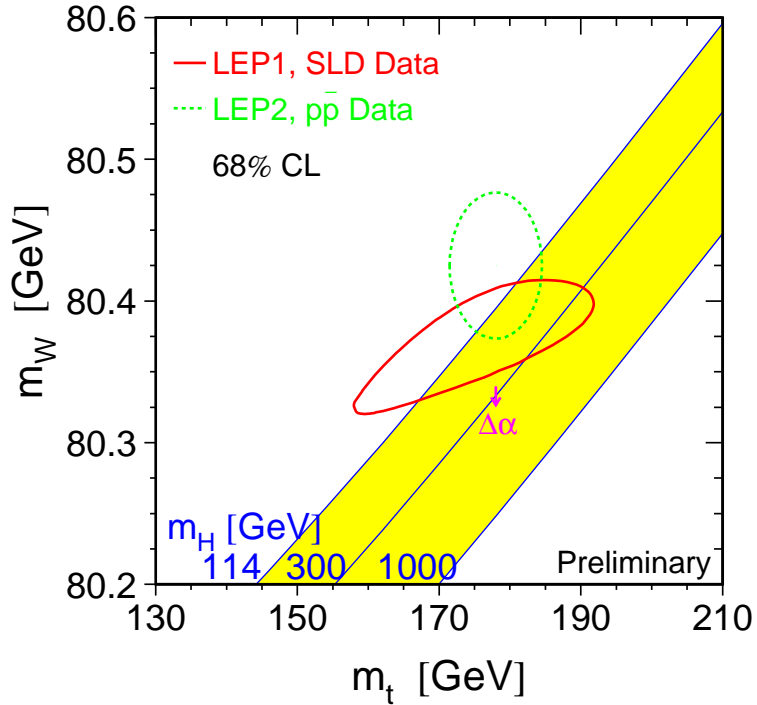


Figure 5. Direct versus indirect m_t and M_W measurements.

Acknowledgments

I wish to thank the LEP EWWG, in particular Martin Grünewald, for their help.

References

- [1] The LEP Collaborations and EWWG; CERN-EP/2003-091 and hep-ex/0312023 (2003).
- [2] R. Hawkings, ICHEP 2004 proceedings.
- [3] Combination of CDF and D0 results on W boson mass and width, hep-ex/0311039 (2003).
- [4] M. Awramik et al., hep-ph/0311148, 0407317; M. Faisst et al. Nucl. Phys B665 (2003) 649.
- [5] Combination of CDF and D0 results on the top-quark mass, hep-ex/0404010 (2004).
- [6] B. Pietrzyk and H. Burkhardt, LAPP-EXP 2004-4, (2004).
- [7] P. Langacker, ICHEP 2004 proceedings