

DESY 04-192  
 NUB-3251-Th-04  
 WUB 04-12  
 ITP-BUDAPEST 615

# Upper Bounds on the Neutrino-Nucleon Inelastic Cross Section

L. A. Anchordoqui<sup>a,b</sup>, Z. Fodor<sup>c,d</sup>, S. D. Katz<sup>c</sup>, A. Ringwald<sup>a</sup>, and H. Tu<sup>a</sup>

<sup>a</sup>Deutsches Elektronen-Synchrotron DESY, Hamburg, Germany

<sup>b</sup>Department of Physics, Northeastern University, Boston MA 02155, USA

<sup>c</sup>Department of Physics, University of Wuppertal, Germany

<sup>d</sup>Institute for Theoretical Physics, Eotvos University, Budapest, Hungary

## Abstract

Extraterrestrial neutrinos can initiate deeply developing air showers, and those that traverse the atmosphere unscathed may produce cascades in the ice or water. Up to now, no such events have been observed. This can be translated into upper limits on the diffuse neutrino flux. On the other hand, the observation of cosmic rays with primary energies  $> 10^{10}$  GeV suggests that there is a guaranteed flux of cosmogenic neutrinos, arising from the decay of charged pions (and their muon daughters) produced in proton interactions with the cosmic microwave background. In this work, armed with these cosmogenic neutrinos and the increased exposure of neutrino telescopes we bring up-to-date model-independent upper bounds on the neutrino-nucleon inelastic cross section. Uncertainties in the cosmogenic neutrino flux are discussed and taken into account in our analysis. The prospects for improving these bounds with the Pierre Auger Observatory are also estimated. The unprecedented statistics to be collected by this experiment in 6 yr of operation will probe the neutrino-nucleon inelastic cross section at the level of Standard Model predictions.

---

On leave from Institute for Theoretical Physics, Eotvos University, Budapest, Hungary.

# 1 Introduction

Ultrahigh energy cosmic neutrinos may reveal aspects of nature hidden to us so far. They can point back to very distant sources, resolving the origin of the highest energy cosmic rays and the underlying acceleration mechanism. Upon their arrival at Earth, they interact with nucleons at centre-of-mass energies around several hundreds of TeV, probing the energy regime far beyond the reach of terrestrial colliders.

The detection of ultrahigh energy cosmic neutrinos is a very challenging task due to their weak interactions. Although the neutrino-nucleon inelastic cross section increases with energy, the cosmic neutrino flux falls even more steeply with energy. Large-scale projects and novel techniques are being deployed and proposed. The Pierre Auger Observatory (PAO) [1], followed by IceCube [2], and possibly EUSO [3] and OWL [4], will reach a sensitivity of the level of theoretical predictions for the cosmic neutrino fluxes. Moreover, before the next generation experiments lead us into the exciting era, the non-observation of neutrino-induced events reported by the Fly's Eye [5], the AGASA [6,7] and the RICE [8,9] collaborations can be used to set upper limits on the diffuse neutrino flux. Additionally, by exploiting a certain prediction for the neutrino flux, the search results can also be turned into upper bounds on the neutrino-nucleon inelastic cross section [10-12].

Ultrahigh energy cosmic neutrinos from diverse sources are predicted, and their existence is strongly supported by the observation of the ultrahigh energy cosmic rays (UHECRs). Among all, the so-called cosmogenic neutrinos [13] are almost guaranteed to exist. They originate from the decay of charged pions produced in the interactions of protons with the cosmic microwave background (CMB). There are still some uncertainties in the estimate of the cosmogenic neutrino flux. This is due to our poor knowledge of the nature and the origin of the UHECRs. Possible ranges for the size of the cosmogenic neutrino flux have been investigated elsewhere [14] assuming that the cosmic ray spectrum beyond  $10^8$  GeV is dominated by extragalactic protons with an isotropic distribution of sources. In this work, armed with these cosmogenic neutrinos and the increased exposure of neutrino detectors, we show that the neutrino-nucleon inelastic cross section is tighter constrained than previously noted. Uncertainties in the cosmogenic neutrino flux are discussed and taken into account in our analysis. The prospects for improving these bounds with the PAO are also estimated.

The structure of the paper is the following. In Sec. 2 we examine acceptances for neutrino detection. In particular, we compute the effective apertures of AGASA and RICE as examples of ground arrays and under-ice neutrino telescopes, respectively. We also estimate the aperture of the PAO in order to investigate future sensitivity to physics beyond the Standard Model (SM). In Sec. 3 we present an overview of cosmogenic neutrino fluxes. In Sec. 4 we derive model-independent upper bounds on the neutrino-nucleon inelastic cross section from the search results reported by the AGASA and the RICE collaborations. In Sec. 5, the prospects for improving these bounds with the PAO are estimated. Section 6 comprises our conclusions.

## 2 Search for Ultrahigh Energy Cosmic Neutrinos

Due to their feeble interaction and flux, ultrahigh energy cosmic neutrinos are extremely difficult to detect. To overcome this difficulty one either needs a huge target volume for the detectors,

or one has to employ novel detection techniques. Besides, the unwanted strong backgrounds from cosmic ray protons must be effectively reduced. Following these considerations, ultrahigh energy cosmic neutrinos are searched for in the Earth atmosphere [5,7], in the Greenland [15] and Antarctic [16] ice sheet, in the sea/lake [17], or even in the regolith of the moon [18]. For this purpose fluorescence detectors, ground arrays, underwater and -ice neutrino telescopes exist in various stages of maturity, from proposed to nearly completed. In this section we summarise general formulae for estimating neutrino-induced event rates. We discuss separately their applicability in the case when neutrinos interact significantly more strongly than in the SM, as predicted in many new physics scenarios [19].

We start with the differential rate of air showers initiated at the point  $(\vec{r})$  by particles (cosmic ray protons, cosmic neutrinos etc.) incoming with energy  $E$  and of flux  $F(E)$ , where  $r$  is the distance of this point to the detector measured along the shower axis, and  $\theta$  is the angle to the zenith at the point where the shower axis hits the Earth's surface (cf. Fig. 1). The number of air showers induced due to the interaction, the cross section for which is  $\sigma(E)$ , per unit of time  $t$ , area  $A$ , solid angle  $d\Omega$  (with  $d\Omega = \sin\theta d\theta d\phi$ ) and energy  $E_{sh}$  is

$$\frac{d}{dt} \frac{d^4 N}{dA d\Omega dE_{sh}} = \frac{1}{m_p} \sigma(E) F(E) e^{-\frac{\sigma_{tot}(E) \times r(\theta)}{m_p}} \rho_{air} h(\theta); \quad (1)$$

where  $m_p$  is the proton mass, and  $\rho_{air}$  is the air density at the altitude  $h$ . The relation of the energy deposited in a visible shower,  $E_{sh}$ , to the incident particle energy  $E$  is dependent on the scattering process. For protons,  $E_{sh} \approx E$ , whereas in general,  $E_{sh} = yE$ , where  $y$  is the inelasticity. For neutrino interactions, the inelasticity distribution is measured through deep inelastic scattering processes for which  $y = (E - E_l^0)/E$ ; where  $E_l^0$  is the energy of the final state lepton. For simplicity, throughout this paper we take the average value of this distribution, denoted by  $\langle y \rangle$ . The exponential term in Eq. (1) accounts for the flux attenuation in the atmosphere, where the total inelastic cross section  $\sigma_{tot}(E) = \sigma_{SM}(E) + \sigma_{new}(E)$  can receive contributions from SM and new physics interactions.<sup>1</sup>

After carrying out the integral of  $\rho_{air}(\theta) d\Omega$  over the range of depths,  $X_{obs}(\theta)$  to  $X_{uno}(\theta)$ , within which showers induced are visible to the ground array detectors, the rate of neutrino-induced events at a ground array with threshold energy  $E_{th}$  can be well estimated as [12]

$$N = t \int_{E_{th}}^{Z_{max}} dE_{sh} \frac{\sigma_N(E_{sh})}{\sigma_{tot}(E_{sh})} F(E_{sh}) \int_{X_{uno}(\theta)}^{X_{obs}(\theta)} dX \sin\theta e^{-\frac{X_{uno}(\theta) \sigma_{tot}(E_{sh})}{m_p}} e^{-\frac{X(\theta) \sigma_{tot}(E_{sh})}{m_p}} \quad (2)$$

where  $X(\theta)$  is the atmospheric slant depth of the ground array,  $X_{uno}(\theta)$  is the minimum atmospheric depth a neutrino must reach in order to induce an observable shower to the ground array (cf. Fig. 1), and

$$att(E_{sh}) = \int_{\cos\theta_{min}}^{\cos\theta_{max}} d\cos\theta e^{-\frac{X_{uno}(\theta) \sigma_{tot}(E_{sh})}{m_p}} \left( 1 - e^{-\frac{X_{obs}(\theta) \sigma_{tot}(E_{sh})}{m_p}} \right) : \quad (3)$$

<sup>1</sup>In general, the inelasticities of the Standard Model and of the new physics contributions might be different. For  $\sigma_{new}$  and  $\sigma_{SM}$ , as considered in our analysis, one is sensitive only to the  $\langle y \rangle$  of the new physics.

We approximated the effective area as  $S(E; \theta) = A_p P(E) \cos \theta$ , with  $A_p$  a parameter which is of the same order of the detector's geometric area.

In the SM, the hadronic component produced in the charged current ( $N \rightarrow lX$ ) and neutral current neutrino-nucleon interactions ( $N \rightarrow lX$ ) generates a shower which is visible at the ground array. The hadronic component inherits an energy  $E_{sh} = \eta_l E$  from the neutrino. The charged current process for electron neutrinos produces both a hadronic shower ( $E_{sh} = 0.2E$ ) and an electromagnetic shower ( $E_{sh} = 0.8E$ ). Thus, in such a case all the energy is deposited in the atmosphere.

Note that the neutrino-nucleon inelastic cross section  $\sigma_N(E)$  is also contained in the (over zenith angle integrated) "attenuation factor"  $\text{att}(E)$ . This factor determines the effective aperture for neutrino detection. In the SM, neutrinos interact weakly (e.g.  $\sigma_N^{CC} = 10^{-4}$  mb at  $E = 10^{11}$  GeV), so Eq. (2) can be reduced to the more familiar formula

$$N = \frac{t}{m_p} \int_0^Z dE_{sh} d\sigma_N(E) F(E) S(E_{sh}; \theta) X_{obs}(\theta): \quad (4)$$

It is obvious that ground arrays should look at the quasi-horizontal direction, i.e.  $\theta \approx 70^\circ$ , in order to achieve a large range of observability  $X_{obs}$ , and thus a larger neutrino detection rate. At the same time, it helps to reduce the backgrounds from cosmic ray protons.

For an under-ice neutrino telescope, the hadronic and electromagnetic cascades are detectable only when they are initiated within or very close to the detector. The rate for the contained events per solid angle is

$$\frac{d^2 N}{dt d\Omega} = \frac{\rho_{ice}}{m_p} \int_{E_{th}}^Z dE_{sh} F(E) \sigma_N(E) V(E_{sh}) e^{-\frac{\text{tot}(E) \times x(\theta)}{m_p}}; \quad (5)$$

where  $\rho_{ice} = 0.92 \text{ g/cm}^3$  is the ice density, and  $V$  is the effective volume of the detector, which is usually energy dependent. The exponential function takes into account the neutrino flux attenuation in the atmosphere and in the ice. Here,  $x(\theta) = X_{atm}(\theta) + \rho_{ice} d(\theta)$ , where  $d$  is the distance traversed by neutrinos incident with zenith angle  $\theta$  (measured from the centre of the detector) from the ice upper surface to the detector's surface.

The flux attenuation in the ice is much more effective than in the atmosphere. The number of neutrinos reaching the detector's target volume will be strongly reduced if the neutrino-nucleon cross section is enhanced. On the other hand, at sufficiently high energies, under-ice neutrino telescopes are also sensitive to interaction vertices located several kilometers away which produces muon(s) or tau(s) passing through the detector (through-going muon and tau events). This increases their effective aperture for neutrinos largely. However, beyond the SM, the predictions of the muon or tau spectra depend strongly on the scenario considered (see e.g. [20]).

Tau neutrinos can also be searched for through the showers induced by tau lepton decay in the atmosphere [21,22]. Though conventional astrophysical sources do not produce tau neutrinos, terrestrial experiments (see e.g. [23]) have shown that  $\nu_\mu$  and  $\nu_\tau$  are maximally mixed with a mass-squared difference  $\sim 10^3 \text{ eV}^2$ . This, together with the known smallness of  $\theta_{13}$  [24], implies that the  $\nu_\mu$ 's will partition themselves equally between  $\nu_\mu$ 's and  $\nu_\tau$ 's on lengths  $\sim \frac{1}{p}$  large compared to the oscillation length  $\sim 1.5 \times 10^3 (E = \text{PeV}) \text{ pc}$ ; here  $\theta_3 = (\theta_1^2 + \theta_2^2)^{1/2}$  is the third neutrino eigenstate. One consequence of this remarkable symmetry is the process of

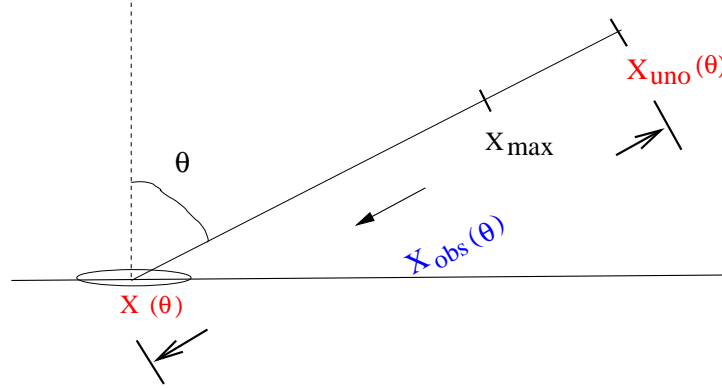


Figure 1: Schematic diagram for our definition for the range of depths  $X_{\text{obs}}(\theta)$  for a ground array situated at an atmospheric slant depth  $X(\theta)$ . Showers initiated below  $X_{\text{uno}}(\theta)$  are visible to the ground array. On average, a  $10^{10}$  GeV shower develops to its maximum  $X_{\text{max}}$  after traversing about  $800 \text{ g/cm}^2$  in the atmosphere.

decohering: any initial flavour ratio  $w$  ( $= e; \mu; \tau$ ) that contains  $w_e = 1/3$  will arrive at Earth with equipartition on the three flavours [25]. Since cosmic neutrinos originate dominantly from the decay of  $\pi$  and their muon daughters, their initial flavour ratios  $w_e : w_\mu : w_\tau = 1 : 2 : 0$ ; should arrive at Earth democratically distributed, i.e.,  $1 : 1 : 1$ :

If the geometrical configuration is met, tau neutrinos entering the Earth at large nadir angles will convert to a tau lepton near Earth's surface. The tau lepton exits the Earth and then decays in the surroundings of the array. The detection rate depends on the neutrino survival probability after a distance  $z$  in the Earth for conversion to a charged lepton, and on the probability the charged lepton would escape the Earth's surface with an energy above the detector's threshold, i.e. [22]

$$\frac{d^2 N}{dt dE} \sim \int_0^Z dz e^{-R_z} \frac{R_z}{m_p} \frac{\sigma_{\text{tot}}^{\nu N}(E) [r(z^0)]}{m_p} \frac{C_C(E)}{m_p} P_{\text{esc}}(E) (A_e)(E); \quad (6)$$

where  $\rho(r)$  is Earth density at radius  $r$ , and  $\rho_s = 2.65 \text{ g/cm}^3$  Earth's surface density. The effective aperture  $(A_e)$  depends on the probability of the  $\tau$  inducing a shower which triggers the detector.

While improving the prospects of neutrino detection to a large extent, this signal is not always present when neutrino interactions predicted by scenarios beyond the SM are considered. An enhancement of the neutrino-nucleon total cross section will lead to a decrease of the neutrino interaction length in the Earth. This will make the geometrical configuration even more difficult to meet. Though the neutrino interaction probability is enhanced, the hadronic interaction products will be absorbed in the Earth. The leptons which can escape the Earth may only inherit a tiny fraction of the incident neutrino energy, so that the shower they induce is practically undetectable. This has been demonstrated in [26] with the example of black hole production in ultrahigh energy neutrino-nucleon scattering. Nevertheless, the earth-skinning tau neutrinos provide a way to discriminate new physics interactions from SM "backgrounds".

Up to now, experiments with ultrahigh energy neutrino sensitivity include AGASA [6,7], RICE [8,9], FORTE [15], GLUE [18], Fly's Eye [5], and AMANDA [16]. In the following we consider AGASA and RICE as case studies: i) AGASA is sensitive to deeply developing showers in the

atmosphere and uses a well developed technique; ii) RICE has a greater exposure, though the experimental technique has a shorter track record. In the future, the best measurements will come from the PAO [27] and IceCube [28] experiments, which have a similar aperture at these energies; below we consider the PAO as an example of future sensitivity to physics beyond the SM.

## 2.1 AGASA

The Akeno Giant Air Shower Array (AGASA) occupies farmland near the village of Akeno (Japan) at a longitude of  $138^{\circ}30'$  East and latitude  $35^{\circ}30'$  North [29]. The array, which consists of 111 surface detectors deployed over an area of about  $100 \text{ km}^2$ , has been running since 1990. About 95% of the surface detectors were operational from March to December 1991, and the array has been fully operational since then. A prototype detector operated from 1984 to 1990 and has been part of AGASA since 1990 [30].

The AGASA Collaboration has searched for deeply-penetrating inclined (zenith angle  $> 60^\circ$ ) air showers. Non-observation of neutrino events during a running time of  $9.7 \times 10^5$  s was reported in [6], implying, for zero events of background, an upper limit of 2.44 at 90% confidence limit (CL) [31]. The AGASA data for deeply penetrating air showers recorded from December 1995 to November 2000 (with an effective lifetime of 1710.5 days) is published in [7]. Deeply penetrating events must satisfy following search criteria: i)  $\theta > 60^\circ$ , ii)  $X_{\text{max}} - X_{\text{slant}} \leq 500 \text{ g/cm}^2$ , where  $X_{\text{slant}}$  is the atmospheric slant depth of the AGASA array centre along the shower axis, and iii)  $X_{\text{max}} \leq 2500 \text{ g/cm}^2$ , where  $X_{\text{max}}$  and  $\chi^2$  parametrize the lateral distribution of shower particle densities and the curvature of the shower disc front, respectively. By fitting them to the empirical formulae, the shower maximum  $X_{\text{max}}$  can possibly be deduced. Specially, there was one event observed, consistent with the expected background from hadronic showers  $1.72^{+0.14+0.65}_{-0.07-0.41}$  (MC statistics and systematic). The AGASA search result therefore corresponds to an upper bound of 3.5 events at 95% CL [31]. In Ref. [11], the AGASA search result has been combined with the non-observation of deeply-penetrating showers reported by the Fly's Eye Collaboration [5] to set model independent upper limits on the ultrahigh energy cosmic neutrino flux (cf. Fig. 2).

The effective aperture for deeply penetrating showers has been parametrised in [12]. In short, we set  $X_{\text{uno}}(\theta) = X(\theta) - 1300 \text{ g/cm}^2$  and  $X_{\text{uno}} = 1700 \text{ g/cm}^2$ , in order to take into account the fact that on average a  $10^{10} \text{ GeV}$  shower traverses about  $800 \text{ g/cm}^2$  before it develops to its maximum [32]. The detection efficiency  $P(E_{\text{sh}})$  reaches 100% at  $E_{\text{sh}} = 10^{10} \text{ GeV}$ , where the aperture for electromagnetic showers induced by  $\nu_e$  is found to be  $A_e = 300 \text{ m}^2 \text{ sr}$  [7]. The event rate at AGASA is given by

$$\frac{dN}{dt} = \int_0^Z dE_{\text{sh}} F(E_{\text{sh}}) A_e(E_{\text{sh}}); \quad (7)$$

where

$$A_e(E_{\text{sh}}) = A_p P(E_{\text{sh}}) \text{att}(E_{\text{sh}}); \quad (8)$$

From Eq. (8) one can reliably deduce the effective area  $A_p$ : For  $\nu_e$  electromagnetic showers we obtain  $A_p^{\text{em}} = 56 \text{ km}^2$ ; with  $E_{\text{sh}} = E$ : As there is no estimate of the aperture for hadronic showers available, to be conservative hereafter we simply assume  $A_p^{\text{had}} = A_p^{\text{em}}$ . At energies  $< 10^{10} \text{ GeV}$ , we interpolate between  $P(E_{\text{sh}}) = 0$  at  $10^8 \text{ GeV}$  and  $P(E_{\text{sh}}) = 1$  at  $10^{10} \text{ GeV}$ .

## 2.2 RICE

The Radio Ice Cherenkov Experiment (RICE) at the South Pole aims to detect electron neutrinos of energies  $> 10^6$  GeV based on the principle of "radio coherence". Namely, the electrons produced in the  $\nu_e$  charged current interactions ( $\nu_e N \rightarrow e X$ ) in the Antarctic ice-cap initiate sub-showers which emit Cherenkov radiation over a wide range of electromagnetic frequencies. The RICE detector is sensitive only to the long-wavelength range. Monte Carlo simulations show that RICE achieves an effective volume  $V_e \approx 1 \text{ km}^3$  at  $E_{\text{sh}} = 10^{6.5}$  GeV and approaches  $V_e \approx 10 \text{ km}^3$  at higher energies [8]. Furthermore, since hadronic showers do not suffer significantly from the Landau-Pomeranchuk-Migdal (LPM) effect [33], they can increase the detection efficiency of an under-ice radio Cherenkov detector at energies in excess of  $10^6$  GeV. As no candidates for neutrino-induced events have been seen during data-taking in 1999, 2000 and 2001 (3500 hrs lifetime), 95% CL upper limits on the diffuse neutrino flux have been derived [9].

In order to calculate the expected event rates with Eq. (5), we approximate the effective target volume of the RICE detector as follows. Due to its location in ice (at 100–300 m depths), there are no hadronic backgrounds, so RICE utilises the whole zenith angular range  $\theta = 0 - 90^\circ$ . In our approach, the Monte Carlo effective volume for the electromagnetic and the hadronic cascades given by the RICE Collaboration in [9] is approximated as  $V_e(E) = \pi^2(E) z(E)$ . The height of this cylinder is fixed to  $z = 1 \text{ km}$  from the ice surface to below, since the most detection efficiency is in the upper km of the ice [8]. The zenith angle is measured from the centre of the detector, i.e. at a depth of 0.5 km. With the knowledge of the detector geometry we are able to estimate the attenuation of the neutrino flux in the ice properly.

We have checked that, replacing our approximation for the RICE effective aperture in Eq. (5), we were able to reproduce the RICE upper limits on  $\nu_e$  flux reported in [8] to within 35%. This may be further reduced (to 20%) if one takes into account nuclear structure effects on the neutrino-nucleon charged current cross section [34], as was done in Ref. [8].

Following the procedure introduced in Ref. [11], one can easily update the model-independent upper bounds on neutrino fluxes using the search result reported by the RICE Collaboration [9]. These new limits, which are shown in Fig. 2, surpass the previous estimate derived by combining Fly's Eye + AGASA exposures by about one order of magnitude.

## 2.3 PAO

The Pierre Auger Observatory [1], which is actually comprised of two sub-observatories, will be the next large-scale neutrino detector in operation. The Southern site is currently operational and in the process of growing to its final size of  $A \approx 3000 \text{ km}^2$ . Another site is planned for the Northern hemisphere. The PAO works in a hybrid mode, and when complete, each site will contain 24 fluorescence detectors overlooking a ground array of 1600 water Cherenkov detectors. During clear, dark nights, events are simultaneously observed by fluorescence light and particle detectors, allowing powerful reconstruction and cross-calibration techniques. The first analyses of data from the PAO are currently underway [35] and it is expected that first results will be made public in the Summer of 2005 at the 29<sup>th</sup> International Cosmic Ray Conference.

For standard neutrino interactions in the atmosphere, each site of PAO reaches about  $1.3 - 10^7 \text{ kt sr}$  of target mass around  $10^{10}$  GeV [27]. The sensitivity of PAO for neutrino-induced (i.e. deeply

penetrating) hadronic showers, defined as one event per year and per energy decade, is shown in Fig. 2 (dashed-dotted line). An even greater acceptance [36] should be achievable for the case of Earth-skimming neutrinos which produce a  $\pi^+$ , that decays and generates a shower in the ground array. The projected sensitivity for  $\pi^+$  is also shown in Fig. 2 (hatched area). The prospect of tau neutrino detection by the PAO fluorescence detector has been also investigated [37], though of course the acceptance is decreased because of the 10% duty cycle.

The rate of neutrino-induced events at the ground arrays of PAO can be calculated using Eq. (2). We estimate the effective aperture for neutrinos,

$$A_e(E) = \frac{N(E)}{N_{\text{tot}}(E)} \text{att}(E) P(E_{\text{sh}}) A_p(E_{\text{sh}}); \quad (9)$$

through a comparison with the geometric acceptance given in Ref. [27], where  $A_e(E) = N(E)$  acceptance  $(E_{\text{sh}}) = m_p$ . The detection efficiency is found to be

$$P(E_{\text{sh}}) = 0.654 \log_{10}[(E_{\text{sh}} = 1 \text{ GeV}) / 10^9] + 10.9; \quad (10)$$

for  $E_{\text{sh}} = 10^{10} \text{ GeV}$ , and  $P(E_{\text{sh}}) = 1$  above this energy. The parameter  $A_p$  in Eq. (9) is energy-dependent, because the PAO acceptance does not saturate in the entire energy range. Our selection criteria are i)  $75^\circ \leq \theta \leq 90^\circ$  for the zenith angle, and ii)  $X_{\text{max}} \leq 2500 \text{ g/cm}^2$  for the shower maximum, which corresponds to requiring  $X_{\text{uno}} \leq 1700 \text{ g/cm}^2$  in our approach. We consider showers with axis falling in the array. The altitude of the PAO southern site (1200 m above sea level) is also taken into account. We obtained  $A_p^{\text{had}}(E) = 1.475 \text{ km}^2 (E = 1 \text{ eV})^{0.151}$  for hadronic showers above  $10^9 \text{ GeV}$ , and  $A_p^{\text{EM}}(E) = 7.037 \cdot 10 \text{ km}^2 (E = 1 \text{ eV})^{0.208}$  for electromagnetic showers. As shown in Ref. [27], the aperture for all showers (i.e. including showers with axis not going through the array) is roughly 1.8 to 2.5 times larger.

### 3 Ultrahigh Energy Cosmic Neutrino Fluxes

The opacity of the CMB to ultrahigh energy protons propagating over cosmological distances guarantees a cosmogenic flux of neutrinos, originated via the decay of charged pions produced in the proton-photon interactions [13]. The intermediate state of the reaction  $p + \gamma_{\text{CMB}} \rightarrow N + \pi^+$  is dominated by the  $\Delta^+$  resonance, because the  $n$  decay length is smaller than the nucleon mean free path on the relic photons. Hence, there is roughly an equal number of  $\pi^+$  and  $\pi^0$ . Gamma rays, produced via  $\pi^0$  decay, subsequently cascade electromagnetically on the cosmic radiation fields through  $e^+e^-$  pair production followed by inverse Compton scattering. The net result is a pile up of  $\gamma$  rays at GeV energies, just below the threshold for further pair production. On the other hand, each  $\pi^+$  decays to 3 neutrinos and a positron. The  $e^+$  readily loses its energy through synchrotron radiation in the cosmic magnetic fields. The neutrinos carry away about 3/4 of the  $\pi^+$  energy, and therefore the energy in cosmogenic neutrinos is about 3/4 of the one produced in  $\gamma$ -rays.

The normalisation of the neutrino flux depends critically on the cosmological evolution of the cosmic ray sources and on their proton injection spectra [38]. Of course, the neutrino intensity also depends on the homogeneity of sources: for example, semi-local objects, such as the Virgo cluster [39], could contribute to the high energy tail of the neutrino spectrum. Another source



of uncertainty in the cosmogenic neutrino flux is the Galactic + extragalactic crossover energy of cosmic rays: while Fly's Eye data [40] seem to favour a transition at  $10^{10}$  GeV, a recent analysis of the HiRes data [41] points to a lower value  $\sim 10^9$  GeV. This translates into different proton luminosities at sources and consequently different predictions for the expected flux of neutrinos [42].

Very recently, some of us (FKRT) have performed an investigation of the actual size of the cosmogenic neutrino flux [14]. The assumptions made therein were i) all observed cosmic ray events are due to protons, and ii) their sources are isotropically distributed in the universe. It was further assumed that all sources have identical injection spectra  $J_p$ , and that the redshift evolution of the source luminosity and of the source comoving number density can be parametrised by a simple power-law. Therefore, the comoving emissivity of protons injected with energy  $E_i$  at a distance  $r$  from Earth can be written as

$$L_p(r; E_i) = J_0 (1+z(r))^\eta (z - z_{min}) (z_{max} - z) J_p(E_i); \quad (11)$$

where the redshift  $z$  and the distance  $r$  are related by  $dz = -(1+z)H(z)dr$ . The Hubble expansion rate at a redshift  $z$  is related to the present one  $H_0$  through  $H^2(z) = H_0^2 [M(1+z)^3 + \dots]$ , where  $M = 0.3$  and  $\dots = 0.7$  were chosen. The results turned out to be rather insensitive to the precise values of the cosmological parameters within their uncertainties. The redshift evolution index  $\eta$  accounts for the evolution of source emissivities in addition to the pure redshifting ( $\eta = 0$ ). The minimal and maximal redshift parameters  $z_{min}$  and  $z_{max}$  exclude the existence of nearby and early time sources. The values  $z_{min} = 0.012$  (corresponding to  $r_{min} = 50$  Mpc) and  $z_{max} = 2$  were chosen.

The propagation of protons towards Earth can be well described [43] by the propagation function  $P_{b \rightarrow a}(E; E_i; r)$  (here  $b = a = p$ ). It specifies the probability of detecting a particle of species  $b$  above an energy  $E$  on Earth due to one particle of species  $a$  created at a distance  $r$  with energy  $E_i$ . To simulate the photohadronic processes of protons with the CMB photons, the SOPHIA Monte-Carlo program [44] was adopted. For  $e^+e^-$  pair production, the continuous energy loss approximation was used. With the help of the propagation function, the number of cosmic ray protons or cosmogenic neutrinos ( $b = \nu$ ) arriving at Earth with energy  $E$  per units of energy, area, time and solid angle can then be calculated by

$$F_b(E) = \frac{d^4 N_b}{dE dA dt d\Omega} = \frac{1}{4} \int_0^{z_1} dz \int_0^{z_1} dE_i \int_0^\infty dr \left( \frac{\partial P_{b \rightarrow p}(E; E_i; r)}{\partial E} \right) L_p(r; E_i); \quad (12)$$

This formula can also be easily generalised to arbitrary source emissivity.

To determine the "most probable" cosmogenic neutrino flux  $F_\nu(E)$  from the observed cosmic ray spectrum, an  $E_i$  power-like injection spectrum for the protons was assumed in Eq. (11) up to  $E_{max}$ , the maximal energy attainable through astrophysical acceleration processes in a bottom-up scenario, i.e.,

$$J_p(E_i) = J_0 E_i^{-\alpha} (E_{max} - E_i); \quad (13)$$

The predicted differential proton flux at Earth  $F_p(E)$  was compared with the most recent observations by the AGASA [45] and the HiRes [46] experiments separately. A fitting procedure yielded the most probable values for the maximal proton injection energy  $E_{max}$ , the power-law index  $\alpha$ , and the redshift evolution index  $\eta$ . The factors  $J_0$  and  $J_0$  from Eq. (11) served to normalise the predicted proton flux.

For each  $E_{\text{max}}$ , the compatibility of various  $(\beta; n)$  pairs with the cosmic ray data in the energy range between  $E_- = 10^{8.2}$  GeV and  $E_+ = 10^{11}$  GeV was checked. This procedure gave the 2 confidence regions in the  $(\beta; n)$  plane for each  $E_{\text{max}}$ . The best fit values are found to be  $E_{\text{max}} = 10^{12.5}$  GeV,  $\beta = 2.57$ ,  $n = 3.30$  for AGASA, and  $E_{\text{max}} = 10^{12.5}$  GeV,  $\beta = 2.50$ ,  $n = 3.80$ , for HiRes. The corresponding cosmogenic neutrino flux from fitting to AGASA data is shown in Fig. 2 (solid line). The one from fitting to the HiRes data is smaller by roughly a factor 1.1 to 1.25, with larger 2 uncertainties.

It should be noted that when performing the compatibility check of  $(\beta; n)$  with  $E_- = 10^{9.5}$  GeV (and  $E_+ = 10^{11}$  GeV) for each  $E_{\text{max}}$ , the redshift evolution index  $n$  is no longer constrained in this case. To consider the possibility of a Galactic ! extragalactic transition in agreement with the Fly's Eye data, in our analysis we adopt the cosmogenic neutrino flux estimates of Protheroe and Johnson (PJ) [48]. This analysis incorporates the source cosmological evolution from estimates [49] of the power per comoving volume injected in protons by powerful radio galaxies. Here we use PJ + estimate with an injection spectrum with  $E_{\text{max}} = 10^{12.5}$  GeV. We stress that the PJ flux agrees with a most recent estimate [50] in the entire energy range, whereas the spectrum obtained in earlier calculations [38] is somewhat narrower, probably as a result of different assumptions regarding the propagation of protons.

Cosmogenic antineutrinos can also be produced via decay of neutrons photo-dissociated from heavy nucleus primaries by the CMB. However, it turns out that antineutrinos from neutron-decay contribute relatively little to the cosmogenic flux in the energy region of interest (see Appendix and Fig. 2).

## 4 Upper Bounds on the Neutrino-nucleon Cross Section

Upon their arrival at Earth, ultrahigh energy cosmic neutrinos interact with nucleons at centre-of-mass energies  $\sqrt{s}$  approaching several hundreds of TeV. They probe the energy regime far beyond the reach of terrestrial colliders. In the SM, ultrahigh energy neutrinos scatter deep-inelastically on nucleons. The double differential DIS-cross section  $d^2\sigma/dx dQ^2$  can be calculated with the help of the structure functions, where  $x$  and  $Q^2$  are the Bjorken variable and the invariant momentum transfer, respectively. The kinematic region in  $(Q^2; x)$  probed thereby is  $Q^2 = m_W^2, \dots, 6.4 \cdot 10^8 \text{ GeV}^2$  and  $x = Q^2/(ys) = 1.7 \cdot 10^7/(E = 10^{11} \text{ GeV})$ , not accessible by HERA or other collider experiments. It is therefore necessary to reliably extrapolate the nucleon structure functions to the region of high  $Q^2$  and very small  $x$  values. The cross sections for the N charged and neutral current interactions have been estimated by several approaches [51–54]. All predict a power-like growth behaviour with energy (cf. Fig. 3 for one of the predictions [51]). This reflects simply the rapid increase of parton densities towards small Bjorken  $x$ , as predicted by perturbative QCD and confirmed by HERA data. Uncertainties due to different extrapolation approaches are about 30%, and a factor of two at  $E = 10^{12}$  GeV if the gluon saturation effect is taken into account [54] (see e.g. [12] for a brief discussion on this).

Beyond the SM, the uncertainties in the neutrino interaction are conceivably larger. In many extensions of the SM, neutrinos can interact with nucleons via additional channels, the rates for which exceed the SM one largely [19]. If neutrinos become comparably strongly interacting as protons at an energy around  $10^{10.6}$  GeV, ultrahigh energy cosmic neutrinos could have already manifest themselves as the observed cosmic ray events beyond the Greisen–Zatsepin–Kuzmin

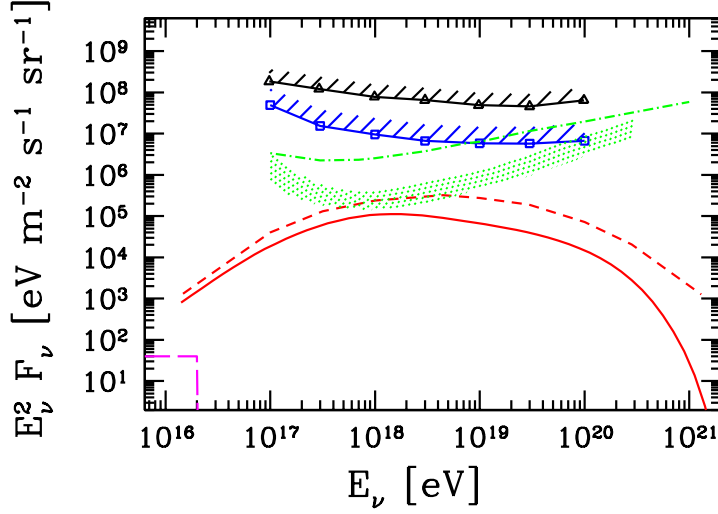


Figure 2: Predictions for the cosmogenic neutrino flux per flavour. Solid line: flux from [14] (FKRT) with the proton spectrum as the best fit to the Akeno + AGASA cosmic ray data, corresponding to  $\alpha = 2.57$ ,  $n = 3.30$  and  $E_{\text{max}} = 10^{12.5}$  GeV. Dashed line: flux from [48] (PJ) assuming a maximum energy of  $E_{\text{max}} = 10^{12.5}$  GeV for the ultrahigh energy cosmic protons. Long dashed line: flux of electron antineutrinos from neutron decay (parent heavy nucleus  $^{56}\text{Fe}$ , see Appendix). Also shown are the differential upper limits on the ultrahigh energy neutrino flux per flavour. Lower solid line with squares: upper limit by RICE, Eq. (17). Upper solid line with triangles: the combined Fly's Eye + AGASA upper limit obtained in Ref. [11]. The dashed-dotted line and the hatched area are the sensitivity (defined as one event per year and per energy decade) of PAO for  $\nu_e$  and for Earth-skimming  $\nu_\mu$  [36], respectively.

(GZK) cutoff. The idea of using this "strongly interacting" neutrino scenario [13] to solve the GZK puzzle is supported by the observation that the cosmogenic neutrino flux well matches the observed ultrahigh energy cosmic ray spectrum above the GZK energy  $E_{\text{GZK}} \approx 10^{10.9}$  GeV (see e.g. FKRT in Ref. [19] for a statistical analysis of this scenario).

The neutrino-nucleon inelastic cross section at ultrahigh energies is constrained by several considerations. As  $s$  goes to infinity, the unitarity bound [55] limits the cross section to grow at most as  $\sigma_{\text{tot}} \propto \ln s$ . However, without the knowledge of the constant  $C$  this bound cannot be of practical use. On the other hand, the neutrino-nucleon cross section at high energies is related to the low-energy neutrino-nucleon elastic amplitude through dispersion relations [56]. Laboratory neutrino-nucleon fixed-target scattering experiments at relatively low energies can therefore indirectly observe or constrain anomalous enhancements of  $\sigma_N$  at high energies. The non-observation of ultrahigh energy neutrino-induced events reported by several experiments such as Fly's Eye, AGASA and RICE imposes upper bounds on the neutrino-nucleon inelastic cross section as well. They depend, however, sensitively on the neutrino flux.

In what follows we derive upper limits on the neutrino-nucleon inelastic cross section by exploiting the predictions for the cosmogenic neutrino flux discussed in Sec. 3 and the formulae presented in Sec. 2. First we note that Eq. (2) and Eq. (5) can be used to constrain new physics models which

E [GeV]	FKRT [14]	PJ [48]
$10^{10}$	$1.3 \cdot 10^1$	$2.4 \cdot 10^2$
$10^{10.5}$	no	$1.4 \cdot 10^1$
$10^{11}$	no	no

Table 1: Upper bound on the neutrino-nucleon cross section (in [nb]) derived from the AGASA Collaboration search results [7].

predict an enhancement of the SM neutrino-nucleon cross section above some energy threshold. The "strongly interacting neutrino" scenarios are also subject to this constraint. If the jump of the neutrino-nucleon cross section is not strictly a step function, neutrinos with energies in the intermediate range, where the cross section is  $0.1 \text{ nb} - 0.5 \text{ nb}$ , can always initiate showers deep in the atmosphere [57].

Now we derive model-independent upper bounds on  $\sigma_N^{\text{tot}}(E)$  from AGASA's search result on quasi-horizontal air showers [6, 7]. From Eq. (2), we demand [11, 12]

$$A_{\text{p}} \sin^2 \theta_{\text{sh}} (E_{\text{sh}}) \leq F(E) \leq A_{\text{p}} \sin^2 \theta_{\text{sh}} (E) \quad (14)$$

in a sufficiently small interval  $\Delta E$ , where a single power law

$$F(E_{\text{sh}}) = F(E) \approx F(E_0) (E/E_0)^{\alpha} \quad (15)$$

is valid. The choice  $\alpha = 1$ , corresponding to one e-folding of energy, is reasonable. In Table 1 we present our results by exploiting the cosmogenic neutrino fluxes discussed in the previous section. We have assumed that the neutrino-nucleon interactions do not distinguish between different flavours, and that the total neutrino energy goes into visible shower energy, i.e.  $E_{\text{sh}} = E$ .

We found that these bounds are applicable only for  $\sigma_N^{\text{tot}} \leq 0.5 \text{ nb}$ . If neutrinos interact more strongly, they would induce air showers high in the atmosphere, thus avoid the bounds derived from the non-observation of quasi-horizontal air showers by ground arrays. They would instead contribute to the vertical showers. Therefore, for energies  $E \gtrsim 10^{11} \text{ GeV}$ , the AGASA search results on the horizontal showers cannot constrain the neutrino-nucleon cross section, if the neutrino fluxes are at the level as the cosmogenic ones we exploited.

Next we derive upper bounds on the neutrino-nucleon cross section from RICE's search results [8, 9] using Eq. (5). We have checked again that, in the interval  $\Delta E = 1$ , the single power law approximation  $F(E) \approx F(E_0) (E/E_0)^{\alpha}$  is valid, where we define

$$F(E) = \int_0^{\cos \theta_{90}} d \cos \theta \sin^2 \theta e^{-\frac{x(\theta) \sigma_N^{\text{tot}}(E)}{m_p}} : \quad (16)$$

We demand

$$\frac{t^0_{\text{ice}}}{m_p} \leq F(E) \leq F(E_0) \left( \frac{E}{E_0} \right)^{\alpha} \leq A_{\text{p}} \sin^2 \theta_{\text{sh}} (E) \leq A_{\text{p}} \sin^2 \theta_{\text{sh}} (E_0) \quad (17)$$

We use the data taken in 1999, 2000 and 2001 [9], where the total lifetime is  $t^0 = 3500 \text{ hrs}$ . The upper bounds on the neutrino-nucleon cross section from the RICE Collaboration search results are listed in Table 2 and given in Fig. 3. For comparison, one of the predictions for the SM total cross section [51] is also shown. We found that the bounds derived from RICE's search result are applicable for  $\sigma_N^{\text{tot}} \leq 1 \text{ nb}$ .

$E$ [GeV]	FKRT [14]	PJ [48]
$10^{10}$	$1.2 \cdot 10^3$	$2.8 \cdot 10^4$
$10^{10.5}$	$3.6 \cdot 10^3$	$7.2 \cdot 10^4$
$10^{11}$	$1.9 \cdot 10^2$	$3.8 \cdot 10^3$

Table 2: Upper bound on the neutrino-nucleon cross section (in [mb]) derived from the RICE Collaboration search results [8,9].

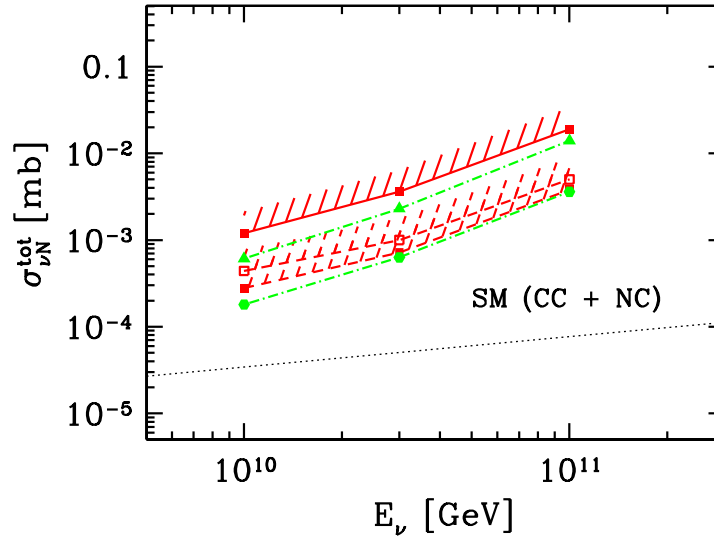


Figure 3: Model-independent upper bounds on the neutrino-nucleon inelastic cross section derived from the RICE Collaboration search results [7], by exploiting the cosmogenic neutrino flux estimates by FKRT (solid line) and PJ (dashed line joining solid squares). To give an idea of the scaling with the inelasticity parameter, the dashed line joining the open squares (PJ) indicates the upper bound for  $y_i = 0.5$ . The dashed-dotted lines indicate the sensitivity (95% CL, for  $\sigma_N^{\text{tot}} < 4 \text{ mb}$ ) of PAO in 10 yr of operation assuming zero events observed above SM background (circles PJ, triangles FKRT). For comparison, also shown is the SM total (charged current and neutral current) neutrino-nucleon inelastic cross section [51].

## 5 Sensitivity of PAO to Anomalous Neutrino Interactions

In this section we estimate the potential of PAO to probe physics beyond the SM. Given the prospects for fairly high statistics, detailed analyses of high energy neutrino interactions are in principle possible. In particular, if no enhancement of deeply developing showers is observed, PAO will be able to set stringent bounds on the neutrino-nucleon inelastic cross section.

Event rates	FKRT [14]	PJ [48]
$+ \nu_e +$	0.06 0.09	0.16 0.25
	0.19 0.54	0.56 1.59

Table 3: Yearly neutrino event rates expected at the Southern site of PAO, for the cosmogenic neutrino flux estimates by PJ and by FKRT. Numbers in the first line are for hadronic showers falling within the array and all (hadronic) showers, respectively, induced by all neutrino (+ antineutrino) flavours in the range  $10^9 \text{ GeV} < E < 10^{11} \text{ GeV}$ . Numbers in the second line are for Earth-skimming tau neutrinos in the range  $10^9 \text{ GeV} < E < 10^{11} \text{ GeV}$ , obtained by assuming strong energy loss due to deep inelastic scattering (DIS), and no DIS-loss [36].

In order to estimate these bounds, we again adopt the cosmogenic neutrino fluxes shown in Fig. 2 and assume that only SM sources of deeply developing showers are observed. Note that in contrast to AGASA, SM neutrino interactions lead to observable rates at PAO. In Table 3 we list the yearly SM neutrino event rates to be expected at the PAO, for the cosmogenic neutrino fluxes we reviewed in Sec. 3. To obtain these event rates we used the SM cross section estimate given in Fig. 3 [51].

Before proceeding, we verify whether hadronic showers may be a significant background in our analysis. The number of cosmic ray showers expected to be detected by PAO in the angular bin  $2 (75^\circ; 90^\circ)$  is given by

$$\frac{dN_p}{dt} = A \int_{75^\circ}^{90^\circ} \cos \theta d\theta \int_{E_1}^{E_2} P(E; \theta) E^3 F_p^{\text{obs}}(E) \frac{dE}{E^3}; \quad (18)$$

where  $F_p^{\text{obs}}(E)$  is the incoming flux of cosmic rays and  $E_1$  and  $E_2$  are the minimum and maximum energy under considerations. For  $E_1 = 10^{10} \text{ GeV}$ , the PAO detection efficiency  $P(E; \theta)$  reaches 100%, and so Eq. (18) can be rewritten as

$$\frac{dN_p}{dt} = A \int_{75^\circ}^{90^\circ} \cos \theta d\theta \int_{E_1}^{E_2} E^3 F_p^{\text{obs}}(E) \frac{1}{2E_1^2} dE; \quad (19)$$

Now replacing in Eq. (19) the observed isotropic flux in this region,  $\int_{75^\circ}^{90^\circ} \cos \theta d\theta \int_{E_1}^{E_2} E^3 F_p^{\text{obs}}(E) dE = 10^{24.5 \pm 0.2} \text{ eV}^2 \text{ m}^{-2} \text{ s}^{-1} \text{ sr}^{-1}$  [58], we obtain  $dN_p/dt = 317 \text{ yr}^{-1}$ : A detailed background event estimate requires a convolution with the detector resolution, and it is beyond the scope of this paper. However, the  $X_{\text{max}}$  distribution obtained [59] through Monte Carlo simulations indicates that the probability a proton-induced shower with  $10^{10} \text{ GeV} < E < 10^{11} \text{ GeV}$  leads to  $X_{\text{max}} > 2500 \text{ g/cm}^2$  is  $< 10^{-4}$ ; hence hereafter we neglect the hadronic background in our analysis.

With this in mind, as a very conservative estimate of background events, we consider the expected SM neutrino showers with  $10^9 \text{ GeV} < E < 10^{11} \text{ GeV}$ , given in Table 3. In Table 4 we list the sensitivity of PAO (95% CL corresponding to 3.54, 4.24 events for FKRT and PJ, respectively [31]) for anomalous neutrino cross sections after 5 yr of operation. In Fig. 3 the 10 yr prospects ( $N = 3.96; 5.08$ , for FKRT and PJ, respectively) to improve these bounds are shown. Note that in 12 yr of running, the SM background of deeply developing showers at the Southern site will correspond to 3.09 events. In such a case, another technique to bound the rise of the cross section can be used. Namely, by separately binning events which arrive at very small angles to the horizontal and comparing event rates of deeply developing showers and Earth-skimmers, the

E [GeV]	FKRT [14]				PJ [48]			
$10^{10}$	1:0	$10^3$	1:9	$10^3$	3:1	$10^4$	5:6	$10^4$
$10^{10.5}$	4:2	$10^3$	8:7	$10^3$	1:1	$10^3$	2:1	$10^3$
$10^{11}$	2:7	$10^2$	7:8	$10^2$	6:2	$10^3$	1:5	$10^2$

Table 4: Sensitivity (95% CL) of PAO for the neutrino-nucleon cross section (in mb) derived assuming non-observation of deeply developing showers above SM background in 5 yr of operation.

neutrino-nucleon cross section can be inferred [26, 60]. This is because the flux of up-going  $\nu$ 's per unit surface area produced by Earth-skimming neutrinos is inversely proportional to  $\Phi_N^{\text{tot}}$ ; whereas the rate of deeply developing showers due to neutrino interactions in the atmosphere is proportional to  $\Phi_N^{\text{tot}}$ : Therefore, we conclude that the full observatory (Northern and Southern sites) in 6 yr of running will reach the sensitivity to probe cross sections at the level of SM predictions.

## 6 Conclusions

The search for ultrahigh energy cosmic neutrinos is entering an exciting era. Recently, a wide array of projects have been initiated to detect neutrinos by searching for low-altitude quasi-horizontal showers, cascades in the Antarctic ice-cap, and radio emission from neutrino-induced showers. Some of these experiments, like PAO and RICE, have been taken data, and others, like the km<sup>3</sup> IceCube telescope, are under construction.

Although such a high energy cosmic neutrino flux has not been observed to date, it has long been known that there should be a guaranteed cosmogenic flux resulting from the interactions of cosmic protons with the CMB. Therefore, the non-observation of deeply developing showers or cascades in ice reported by neutrino-detection-experiments in conjunction with these cosmogenic neutrinos can be used to constrain the behaviour of the neutrino-nucleon inelastic cross section in the energy regime far beyond the reach of terrestrial colliders.

In this work we derived model-independent upper bounds on the neutrino-nucleon inelastic cross section from existing search results reported by the AGASA and the RICE collaborations. The bounds apply for neutrino-nucleon cross sections smaller than 0.5 mb (AGASA), or 1 mb (RICE). Interestingly, the search result reported by the RICE Collaboration improves the upper bounds derived from the non-observation of deeply developing showers at AGASA by more than one order of magnitude. Therefore, in the presence of additional neutrino-emitting-sources, there is only little room for new physics contributions to the inelastic cross section.

We have also estimated the sensitivity of PAO to neutrino interactions. This hybrid detector will facilitate powerful air shower reconstruction methods and control of the systematic errors which have plagued cosmic ray experiments to date. Through a comparison of deeply developing showers and Earth-skimming events, in 6 yr of operation the observatory will be able to probe neutrino interactions at the level of SM predictions, providing a final verdict on the rise of the neutrino-nucleon inelastic cross section at ultrahigh energies.

## Acknowledgments

We thank Markus Ahlers, Veniamin Berezhinsky, Jonathan Feng, Haim Goldberg, Francis Halzen, Karl-Heinz Kampert, Al Shapere, Anna Stasto, and Tom Weiler for some valuable discussions. This work was partially supported by the US National Science Foundation (grant No. PHY-0140407) and the Hungarian Science Foundation (grants No. OTKA-T 34980/37615/46925/TS44839).

## Appendix

If ultrahigh energy cosmic rays are heavy nuclei, the relic photons can excite the giant dipole resonance at nucleus energies  $E > 10^{11}$  GeV, and thus there should be accompanying photo-dissociated free neutrons, themselves a source of  $\beta$ -decay antineutrinos. The decay mean free path of a neutron is  $c \tau_n = (E_n = 10^{11} \text{ GeV}) \text{ Mpc}$ , the lifetime being boosted from its rest frame value  $\tau_n = 886 \text{ s}$  to its lab value via  $\tau_n = E_n / m_n$ . Compared to cosmic distances  $> 100 \text{ Mpc}$ , the decay of even the boosted neutron may be taken as nearly instantaneous, and thus all free neutrons are themselves a source of  $\beta$ -decay cosmogenic antineutrinos. The neutron emissivity  $L_n(E_n)$ ; defined as the mean number of neutrons emitted per comoving volume per unit time per unit energy as measured at the source can be estimated as follows. Neutrons with energies above  $10^{9.3} \text{ GeV}$  have parent iron nuclei with  $Z > 0.2 \cdot 10^8$  which are almost completely disintegrated in distances of less than  $100 \text{ Mpc}$  [61].<sup>2</sup> Thus, it is reasonable to define a characteristic time  $\tau$  given by the moment at which the number of nucleons is reduced to 1/e of its initial value  $A$ , and presume the nucleus, emitted at distance  $d$  from the Earth, is a travelling source that at  $D = (d/c)$  disintegrates into  $A$  nucleons all at once [62]. Then, the number of neutrons with energy  $E_n = E_A/A$  can be approximated by the product of 1/2 the number of nucleons generated per nucleus and the number of nuclei emitted, i.e.,  $L_n(E_n) = N L_A$ , where  $N = A/Z$  is the mean neutron number of the source nucleus. Now, to obtain an estimate of the diffuse antineutrino flux one needs to integrate over the population of nucleus-emitting-sources out to the horizon [63]

$$F_{\bar{\nu}}(E_{\bar{\nu}}) = \frac{dF_{\bar{\nu}}}{dE_{\bar{\nu}}} = \frac{1}{4 H_0} \int_0^Z dE_n L_n(E_n) \int_0^{\pi} \exp\left[-\frac{D m_n}{E_n \tau_n}\right] d\theta \frac{dP}{d\theta}(\theta) \int_1^{\frac{E_{\bar{\nu}}}{E_n}} \frac{d\cos\theta}{2} E_{\bar{\nu}} = E_n - (1 + \cos\theta) m_n; \quad (20)$$

where the  $r^2$  in the volume integral is compensated by the usual  $1/r^2$  falloff of flux per source. Here,  $H_0$  is the Hubble constant,  $E_{\bar{\nu}}$  and  $E_n$  are the antineutrino and neutron energies in the lab,  $\theta$  is the antineutrino angle with respect to the direction of the neutron momentum in the neutron rest-frame, and  $\theta$  is the antineutrino energy in the neutron rest-frame. The last three variables are not observed by a laboratory neutrino-detector, and so are integrated over. The observable  $E_{\bar{\nu}}$  is held fixed. The delta-function relates the neutrino energy in the lab to the three integration variables. The parameters appearing in Eq. (20) are the neutron mass and rest-frame lifetime ( $m_n$  and  $\tau_n$ ). Finally,  $dP/d\theta$  is the normalised probability that the decaying neutron produces

<sup>2</sup>Because of the position of  $^{56}\text{Fe}$  in the binding energy curve, it is generally considered to be a significant end product of stellar evolution, and indeed heavy mass nuclei are found to be much more rare in the cosmic radiation. Thus, here we adopt iron as the pivot nucleus species, i.e.,  $A = 56$ :



a  $\bar{\nu}$  with energy  $E_{\bar{\nu}}$  in the neutron rest-frame. Note that the maximum  $\bar{\nu}$  energy in the neutron rest frame is very nearly  $Q = m_n - m_p - m_e = 0.71$  MeV. Integration of Eq. (20) can be easily accomplished, especially when two good approximations are applied [64]. The first approximation is to think of the  $\bar{\nu}$  decay as a  $1 \rightarrow 2$  process of  $m_n \rightarrow e + \bar{\nu}$ ; in which the neutrino is produced monoenergetically in the rest frame, with  $E_{\bar{\nu}} = Q' = m_n (1 - \frac{m_e^2}{m_n^2}) = 2'055$  MeV, where  $m_n = 1.30$  MeV is the neutron-proton mass difference. In the lab, the ratio of the maximum  $\bar{\nu}$  energy to the neutron energy is  $2'055/m_n \approx 10^{-3}$ ; and so the boosted  $\bar{\nu}$  has a spectrum with  $E_{\bar{\nu}} \in (0; 10^{-3} E_n)$ . The second approximation is to replace the neutron decay probability  $1 - e^{-D m_n = E_n \bar{\nu}}$  with a step function  $\Theta(E_n^{max} - E_n)$  at some energy  $E_n^{max} \approx 0$  ( $D m_n = \bar{\nu}$ ) = ( $D = 10$  Mpc)  $10^{12}$  GeV. Combining these two approximations we obtain

$$\frac{dF_{\bar{\nu}}}{dE_{\bar{\nu}}}(E_{\bar{\nu}}) = \frac{m_n}{8 \pi H_0} \int_{E_{\bar{\nu}}^{min}}^{E_{\bar{\nu}}^{max}} \frac{dE_A}{E_A} L_A(E_A); \quad (21)$$

where  $E_A^{min} = m_n E_{\bar{\nu}}; 0; \frac{A m_n E_{\bar{\nu}}}{2 \pi}$ ; and  $E_A^{max}$  is the energy cut-off at the nucleus emitting source  $A$  ( $D = 10$  Mpc)  $10^{12}$  GeV. For  $L_A / E_A$ ; integration of Eq. (21) leads to

$$\frac{dF_{\bar{\nu}}}{dE_{\bar{\nu}}}(E_{\bar{\nu}}) \approx 10^6 \frac{E_{A;0}}{E_A^{max}} \frac{E_n^{max}}{E_{\bar{\nu}}} \frac{dF_A}{dE_A}; \quad (22)$$

where  $E_{\bar{\nu}} \rightarrow 10^{6.3} (56/A)$  GeV and

$$E_n^{max} = \frac{2 \pi}{m_n} \frac{E_A^{max}}{A} \approx 10^{13} \frac{56}{A} \frac{E_A^{max}}{10^{12} \text{ GeV}} \text{ GeV}; \quad (23)$$

The sub-PeV antineutrino spectrum is at as all the free neutrons have sufficient energy  $E_n > E_{A;0} = A$ ; to contribute equally to all the  $\bar{\nu}$  energy bins below  $10^6$  GeV. Taking  $\beta = 2$  as a reasonable example, and inputting the observational value  $E_{A;0}^2 \frac{dF_A^{obs}}{dE_A} = dE_{A;0} \approx 10^6 \text{ eV m}^{-2} \text{ s}^{-1} \text{ sr}^{-1}$  [58] Eq. (22) becomes [63]

$$E_{\bar{\nu}}^2 \frac{dF_{\bar{\nu}}}{dE_{\bar{\nu}}}(E_{\bar{\nu}}) \approx 4 \cdot 10^6 \frac{56}{A} \text{ eV m}^{-2} \text{ s}^{-1} \text{ sr}^{-1}; \quad (24)$$

Note that the  $\bar{\nu}$ -decay process gives initial antineutrino flavour ratios  $1 : 0 : 0$  and Earthly ratios nearly  $3 : 1 : 1$ : Compared to full-blown Monte Carlo simulations [65], this paper (and pencil calculation underestimates the flux by about 30%. Of course the situation described above represents the most extreme case, in which all cosmic rays at the end of the spectrum are heavy nuclei. A more realistic guess would be that the composition at the end of the spectrum is mixed.

## References

- [1] J. Abraham et al. [AUGER Collaboration], Nucl. Instrum. Meth. A 523, 50 (2004).
- [2] J. Ahrens et al. [The IceCube Collaboration], Nucl. Phys. Proc. Suppl. 118, 388 (2003) [arXiv:astro-ph/0209556].
- [3] O. Catalano, Nuovo Cim. 24C, 445 (2001).

- [4] F. W. Stecker, J. F. Krizmanic, L. M. Barbier, E. Loh, J. W. Mitchell, P. Sokolsky and R. E. Streimatter, *arXiv astro-ph/0408162*.
- [5] R. M. Baltusaitis et al., *Phys. Rev. D* 31 (1985) 2192.
- [6] N. Inoue [AGASA Collaboration], in *Proc. 26th International Cosmic Ray Conference (ICRC 99)*, eds. D. Kieda, M. Salamón, and B. Dingus, Salt Lake City, Utah, 17-25 Aug 1999, Vol. 1, p. 361.
- [7] S. Yoshida et al. [AGASA Collaboration], in *Proc. 27th International Cosmic Ray Conference*, Hamburg, Germany, 2001, Vol. 3, p. 1142.
- [8] I. Kravchenko et al., *Astropart. Phys.* 20 (2003) 195 [*arXiv astro-ph/0206371*].
- [9] I. Kravchenko, *arXiv astro-ph/0306408*.
- [10] V. S. Berezinsky and A. Y. Smirnov, *Phys. Lett. B* 48 (1974) 269; D. A. Morris and A. Ringwald, *Astropart. Phys.* 2, (1994) 43 [*arXiv hep-ph/9308269*]; C. Tyler, A. V. Olinto and G. Sigl, *Phys. Rev. D* 63, (2001) 055001 [*arXiv hep-ph/0002257*]; A. Ringwald and H. Tu, *Phys. Lett. B* 525 (2002) 135 [*arXiv hep-ph/0111042*].
- [11] L. A. Anchordoqui, J. L. Feng, H. Goldberg and A. D. Shapere, *Phys. Rev. D* 66 (2002) 103002 [*arXiv hep-ph/0207139*].
- [12] H. Tu, PhD thesis, DESY and University Hamburg (2004), DESY-THESIS-2004-018.
- [13] V. S. Berezinsky and G. T. Zatsepin, *Phys. Lett. B* 28 423 (1969); V. S. Berezinsky and G. T. Zatsepin, *Yad. Fiz.* 11 (1970) 200; F. W. Stecker, *Astrophys. J.* 228 (1979) 919.
- [14] Z. Fodor, S. D. Katz, A. Ringwald and H. Tu, *JCAP* 0311, 015 (2003) [*arXiv hep-ph/0309171*].
- [15] N. G. Lehtinen, P. W. Gorham, A. R. Jacobson and R. A. Roussel-Dupre, *Phys. Rev. D* 69, 013008 (2004) [*arXiv astro-ph/0309656*].
- [16] J. Ahrens et al., *Phys. Rev. Lett.* 90, 251101 (2003) [*arXiv astro-ph/0303218*]; M. Ackermann [AMANDA Collaboration], *arXiv astro-ph/0405218*.
- [17] See e.g., V. A. Balkanov et al., *Bull. Russ. Acad. Sci. Phys.* 65, 1804 (2001) [*Izv. Ross. Akad. Nauk.* 65, 1659 (2001)].
- [18] P. W. Gorham, C. L. Hebert, K. M. Liewer, C. J. Naudet, D. Saltzberg and D. Williams, *Phys. Rev. Lett.* 93, 041101 (2004) [*arXiv astro-ph/0310232*].
- [19] G. Domokos and S. Kovesi-Domokos, *Phys. Rev. Lett.* 82, 1366 (1999) [*arXiv hep-ph/9812260*]; P. Jain, D. W. McKay, S. Panda and J. P. Ralston, *Phys. Lett. B* 484, 267 (2000) [*arXiv hep-ph/0001031*]; J. L. Feng and A. D. Shapere, *Phys. Rev. Lett.* 88, 021303 (2002) [*arXiv hep-ph/0109106*]; L. Anchordoqui and H. Goldberg, *Phys. Rev. D* 65, 047502 (2002) [*arXiv hep-ph/0109242*]; Z. Fodor, S. D. Katz, A. Ringwald and H. Tu, *Phys. Lett. B* 561, 191 (2003) [*arXiv hep-ph/0303080*].

- [20] M . Kowalski, A . Ringwald and H . Tu, Phys. Lett. B 529 (2002) 1 [arXiv:hep-ph/0201139]; J. Alvarez-Muniz, J. L. Feng, F. Halzen, T. Han and D. Hooper, Phys. Rev. D 65 (2002) 124015 [arXiv:hep-ph/0202081].
- [21] D . Fargion, Astrophys. J. 570 (2002) 909 [arXiv:astro-ph/0002453].
- [22] J. L. Feng, P. Fisher, F. Wilczek and T. M. Yu, Phys. Rev. Lett. 88 (2002) 161102 [arXiv:hep-ph/0105067].
- [23] S. Fukuda et al. [Super-Kamiokande Collaboration], Phys. Rev. Lett. 85 (2000) 3999 [arXiv:hep-ex/0009001].
- [24] S. M. Bilenky, D. Nicol and S. T. Petcov, Phys. Lett. B 538, 77 (2002) [arXiv:hep-ph/0112216].
- [25] J. G. Learned and S. Pakvasa, Astropart. Phys. 3, 267 (1995) [arXiv:hep-ph/9405296]; L. Bento, P. Keranen and J. Maalampi, Phys. Lett. B 476, 205 (2000) [arXiv:hep-ph/9912240]; H. Athar, M. Jezabek and O. Yasuda, Phys. Rev. D 62, 103007 (2000) [arXiv:hep-ph/0005104].
- [26] L. A. Anchordoqui, J. L. Feng, H. Goldberg and A. D. Shapere, Phys. Rev. D 65 (2002) 124027 [arXiv:hep-ph/0112247].
- [27] K. S. Capelle, J. W. Cronin, G. Parente and E. Zas, Astropart. Phys. 8 (1998) 321 [arXiv:astro-ph/9801313].
- [28] J. Ahrens et al. [IceCube Collaboration], Astropart. Phys. 20, 507 (2004) [arXiv:astro-ph/0305196].
- [29] N. Chiba et al., Nucl. Instrum. Meth. A 311, 338 (1992); H. Ohoka et al., [AGASA Collaboration], Nucl. Instrum. Meth. A 385, 268 (1997).
- [30] M. Teshima et al., Nucl. Instrum. Meth. A 247, 399 (1986).
- [31] G. J. Feldman and R. D. Cousins, Phys. Rev. D 57 (1998) 3873 [arXiv:physics/9711021].
- [32] L. A. Anchordoqui, M. T. Dova, L. N. Epele and S. J. Sciutto, Phys. Rev. D 59, 094003 (1999) [arXiv:hep-ph/9810384].
- [33] J. Alvarez-Muniz and E. Zas, Phys. Lett. B 434 (1998) 396 [arXiv:astro-ph/9806098].
- [34] J. A. Castro Pena, G. Parente and E. Zas, Phys. Lett. B 507 (2001) 231 [arXiv:hep-ph/0011309].
- [35] L. A. Anchordoqui [for the AUGER Collaboration], arXiv:astro-ph/0409470.
- [36] X. Bertou, P. Billbir, O. Deligny, C. Lachaud and A. Letessier-Selvon, Astropart. Phys. 17 (2002) 183 [arXiv:astro-ph/0104452].
- [37] C. A. Ramo, A. Insolia, A. Leonardi, G. Miele, L. Perrone, O. Pisanti and D. V. Semikoz, arXiv:astro-ph/0407638.

- [38] S. Yoshida and M. Teshima, *Prog. Theor. Phys.* 89, 833 (1993).
- [39] C. T. Hill and D. N. Schramm, *Phys. Rev. D* 31, 564 (1985).
- [40] D. J. Bird et al. [Fly's Eye Collaboration], *Phys. Rev. Lett.* 71 (1993) 3401.
- [41] D. R. Bergman [HRES Collaboration], *arXiv:astro-ph/0407244*.
- [42] L. A. Anchordoqui, H. Goldberg, F. Halzen and T. J. Weiler, *arXiv:hep-ph/0410003*.
- [43] J. N. Bahcall and E. Waxman, *Astrophys. J.* 542, 543 (2000) [*arXiv:hep-ph/9912326*];  
Z. Fodor and S. D. Katz, *Phys. Rev. D* 63, 023002 (2001) [*arXiv:hep-ph/0007158*].
- [44] A. Mucke, R. Engel, J. P. Rachen, R. J. Protheroe and T. Stanev, *Comput. Phys. Commun.* 124 (2000) 290 [*arXiv:astro-ph/9903478*].
- [45] M. Takeda et al., *Phys. Rev. Lett.* 81 (1998) 1163 [*arXiv:astro-ph/9807193*];  
<http://www-akeno.icrr.u-tokyo.ac.jp/AGASA/>; date: 24<sup>th</sup> February 2003.
- [46] T. Abu-Zayyad et al. [High Resolution Fly's Eye Collaboration], *arXiv:astro-ph/0208243*;  
T. Abu-Zayyad et al. [High Resolution Fly's Eye Collaboration], *arXiv:astro-ph/0208301*.
- [47] K. Greisen, *Phys. Rev. Lett.* 16, 748 (1966). G. T. Zatsenpin and V. A. Kuzmin, *JETP Lett.* 4, 78 (1966) [*Pisma Zh. Eksp. Teor. Fiz.* 4, 114 (1966)].
- [48] R. J. Protheroe and P. A. Johnson, *Astropart. Phys.* 4 (1996) 253 [*arXiv:astro-ph/9506119*].
- [49] J. P. Rachen and P. L. Biermann, *Astron. Astrophys.* 272, 161 (1993) [*astro-ph/9301010*].
- [50] R. Engel, D. Seckel and T. Stanev, *Phys. Rev. D* 64 (2001) 093010 [*arXiv:astro-ph/0101216*].
- [51] R. Gandhi, C. Quigg, M. H. Reno and I. Sarcevic, *Phys. Rev. D* 58 (1998) 093009 [*arXiv:hep-ph/9807264*].
- [52] M. Gluck, S. Kretzer and E. Reya, *Astropart. Phys.* 11 (1999) 327 [*arXiv:astro-ph/9809273*].
- [53] J. Kwiecinski, A. D. Martin and A. M. Stasto, *Phys. Rev. D* 59 (1999) 093002 [*arXiv:astro-ph/9812262*].
- [54] K. Kutak and J. Kwiecinski, *Eur. Phys. J. C* 29 (2003) 521 [*arXiv:hep-ph/0303209*].
- [55] M. Froissart, *Phys. Rev.* 123 (1961) 1053.
- [56] H. Goldberg and T. J. Weiler, *Phys. Rev. D* 59, 113005 (1999) [*arXiv:hep-ph/9810533*].
- [57] L. Anchordoqui, H. Goldberg, T. McCauley, T. Paul, S. Reucroft and J. Swain, *Phys. Rev. D* 63, 124009 (2001) [*arXiv:hep-ph/0011097*].
- [58] L. Anchordoqui, T. Paul, S. Reucroft and J. Swain, *Int. J. Mod. Phys. A* 18, 2229 (2003) [*arXiv:hep-ph/0206072*].
- [59] T. K. Gaisser et al. [HRES Collaboration], *Phys. Rev. D* 47 (1993) 1919.

- [60] A. Kusenko and T. J. Weiler, Phys. Rev. Lett. 88, 161101 (2002) [[arXiv:hep-ph/0106071](#)].
- [61] L. N. Epele and E. Roulet, JHEP 9810, 009 (1998) [[arXiv:astro-ph/9808104](#)]; F. W. Stecker and M. H. Salam, Astrophys. J. 512, 521 (1992) [[arXiv:astro-ph/9808110](#)].
- [62] L. A. Anchordoqui, M. T. Dova, L. N. Epele and J. D. Swain, Phys. Rev. D 57, 7103 (1998) [[arXiv:astro-ph/9708082](#)].
- [63] T. J. Weiler, Second International Conference on Particle and Fundamental Physics in Space (SpacePart'03), Washington D.C., December 10-12, 2003, Ed. R. Battiston, Nucl. Phys. B Proc. Suppl. to appear.
- [64] L. A. Anchordoqui, H. Goldberg, F. Halzen and T. J. Weiler, Phys. Lett. B 593, 42 (2004) [[arXiv:astro-ph/0311002](#)].
- [65] D. Hooper, A. Taylor and S. Sarkar, [arXiv:astro-ph/0407618](#). See, however, M. Ave, N. Busca, A. V. Olinto, A. A. Watson and T. Yamamoto, [arXiv:astro-ph/0409316](#).