SLAC{PUB{10283
December 18, 2003

# Higgs Coupling Measurements at a 1 TeV Linear Collider

Timothy L. Barklow
Stanford Linear Accelerator Center, Stanford University
2575 Sand Hill Road, Menlo Park, CA 94025 USA

arXiv:hep-ph/0312268v2 21 Jan 2004

## Abstract

Methods for extracting Higgs boson signals at a 1 TeV center-of-mass energy $e^+e$ linear collider are described. In addition, estimates are given for the accuracy with which branching fractions can be measured for Higgs boson decays to bb, WW, gg, and .

Contributed to 3rd Les Houches Workshop: Physics at TeV Colliders
Les Houches, France
May 26 – June 6, 2003

Work supported by Department of Energy contract DE{AC03{76SF00515.

# 1 Introduction

The precision measurement of the Higgs boson couplings to fermions and gauge bosons is one of the most important goals of an $e^+e^-$ linear collider. These measurements will distinguish between different models of electroweak symmetry breaking, and can be used to extract parameters within a specific model, such as supersymmetry. Most linear collider Higgs studies have been made assuming a center-of-mass energy of 0.35 TeV, where the Higgsstrahlung cross-section is not too far from its peak value for Higgs boson masses less than 250 GeV. Higgs branching fraction measurements with errors of 2 10% can be achieved at $\sqrt{s}$ = 0:35 TeV for many Higgs decay modes, and the total Higgs width can be measured with an accuracy of 5 13% if the $\sqrt{s}$ = 0:35 TeV data is combined with WW fusion production at $\sqrt{s}$ = 0:50 TeV [1]. These measurement errors are very good, but is it possible to do better?

In the CLIC study of physics at a 3 TeV $e^+e^-$ linear collider it was recognized that rare Higgs decay modes such as $h\,!\,^+$ could be observed using Higgs bosons produced through WW fusion [2, 3]. This is possible because the cross-section for Higgs production through WW fusion rises with center-of-mass energy, while the design luminosity of a linear collider also rises with energy. One doesn't have to wait for a center-of-mass energy of 3 TeV, however, to take advantage of this situation. Already at $\sqrt{s}$ = 1 TeV the cross-section for Higgs boson production through WW fusion is two to four times larger than the Higgsstrahlung cross-section at $\sqrt{s}$ = 0:35 TeV, and the linear collider design luminosity is two times larger at $\sqrt{s}$ = 1 TeV than at $\sqrt{s}$ = 0:35 TeV [4]. Table 1 summarizes the Higgs event rates at $\sqrt{s}$ = 0:35 and 1 TeV for several Higgs boson masses.

In this report methods for extracting Higgs boson signals at a 1 TeV center-of-mass energy $e^+e^-$ linear collider are presented, along with estimates of the accuracy with which the Higgs boson cross-section times branching fractions, $B_{xx}$, can be measured. All results and gures at $\sqrt{s}$ = 1 TeV assume 1000 fb$^{-1}$ luminosity, −80% electron polarization, and +50% positron polarization.

Table 1: Number of inclusive Higgs events assuming an initial state electron polarization of −80% and integrated luminosities of 500 (1000) fb$^{-1}$ for $\sqrt{s}$ = 350 (1000) GeV. Effects from beamstrahlung and initial state radiation are included assuming the NLC machine design.

| $\sqrt{s}$ (GeV) | $e^+_{pol}$ (%) | Higgs Mass (GeV) 120 | 140 | 160 | 200 |
|---|---|---|---|---|---|
| 350 | 0 | 110280 | 89150 | 69975 | 37385 |
| 350 | +50 | 159115 | 128520 | 100800 | 53775 |
| 1000 | 0 | 386550 | 350690 | 317530 | 259190 |
| 1000 | +50 | 569750 | 516830 | 467900 | 382070 |

## 2 Event Simulation

The Standard Model backgrounds from all 0,2,4,6-fermion processes and the top quark-dominated 8-fermion processes are generated at the parton level using the WHIZARD Monte Carlo [5]. In the case of processes such as $e^+e \;!\; e^+e\,ff$ the photon ux from real beam-strahlung photons is included along with the photon ux from Weiszacker-Williams low-$q^2$ virtual photons. The production of the Higgs boson and its subsequent decay to bb and $^+$ is automatically included in WHIZARD in the generation of the 4-fermion processes $e^+e \;!\; ffbb$ and $e^+e \;!\; ff\,^+$. For other Higgs decay modes the WHIZARD Monte Carlo is used to simulate $e^+e \;!\; ffh$ and the decay of the Higgs boson is then simulated using PYTHIA [6]. The PYTHIA program is also used for nal state QED and QCD radiation and for hadronization. The CIRCE parameterization [7] of the NLC design [4] at $\sqrt{s} = 1$ TeV is used to simulate the e ects of beam strahlung. For the detector Monte Carlo the SIMDET V4.0 simulation [8] of the TESLA detector [9] is utilized.

## 3 Measurement of $B_{xx}$ at $\sqrt{s} = 1$ TeV

Results will be presented for the Higgs decay modes $h \;!\; bb;\ WW;\ gg;$ . The $h \;!\; cc$ decay is not studied since a detailed charm-tagging analysis is beyond the scope of this paper; however it might be interesting for charm-tagging experts to pursue this decay mode at $\sqrt{s} = 1$ TeV. The $h \;!\; ^+$ decay is not considered since the neutrinos from the decays of the taus severely degrade the Higgs mass reconstruction.

Higgs events are preselected by requiring that there be no isolated electron or muon, and that the angle of the thrust axis $_{thrust}$, visible energy E (visible), and total visible transverse momentum $p_T$ (visible) satisfy

$$j\cos_{thrust}j < 0{:}95;$$
$$100 < E\,(\text{visible}) < 400\ \text{GeV}; \quad 20 < p_T\,(\text{visible}) < 500\text{GeV}: \tag{1}$$

Other event variables which will be used in the Higgs event selection include the total visible mass M (visible), the number of charged tracks N (chg), the number of large impact parameter charged tracks N (imp), and the number of jets N (jet) as determined by the PYCLUS algorithm of PYTHIA with parameters MSTU (46)= 1 and PARU (44)= 5.

### 3.1 $h \;!\; bb$

Decays of Higgs bosons to b quarks are selected by requiring:

$$6 \quad N\,(\text{chg}) \quad 19; \qquad 7 \quad N\,(\text{imp}) \quad 19;$$
$$2 \quad N\,(\text{jet}) \quad 3; \qquad M_h \quad 10\ \text{GeV} < M\,(\text{visible}) < M_h + 6\ \text{GeV}; \tag{2}$$

where $M_h$ is the Higgs boson mass measured at $\sqrt{s} = 350$ GeV. Histograms of M (visible) are shown in Fig. 1 assuming Higgs boson masses of 120 and 200 GeV. Most of the non-Higgs SM background in the left-hand plot is due to $e^+e \;!\; eW;\ eeZ;\ Z$, while the

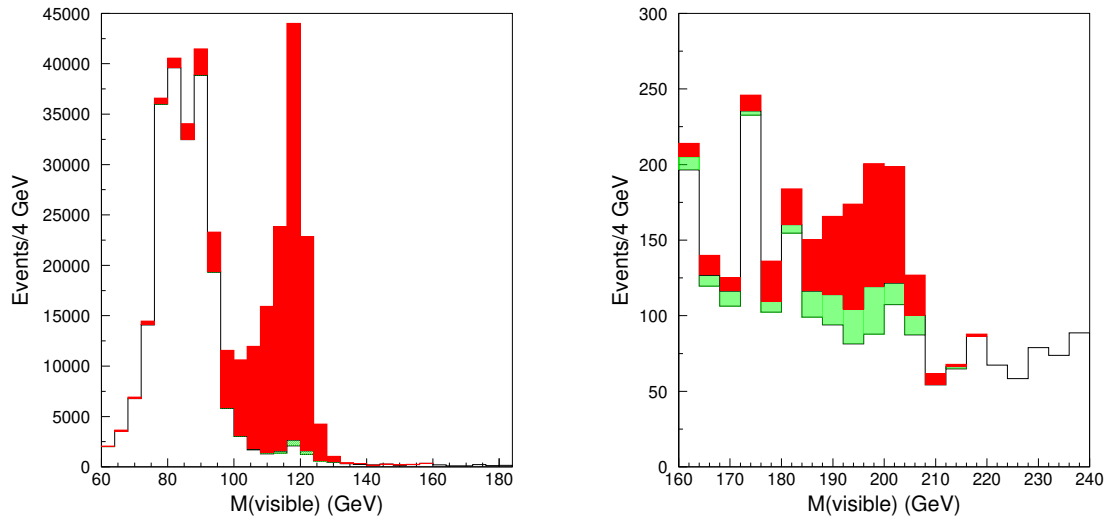


Figure 1: Histograms of M (visible) following bb selection cuts for background and signal assuming $M_h$ = 120 GeV (left) and $M_h$ = 200 GeV (right). The histograms contain non-Higgs SM background (white), h ! bb (red) and other Higgs decays (green).

non-Higgs background in the right-hand plot is mostly ! W W . The statistical accuracy for cross-section times branching ratio, $B_{bb}$, is shown in the rst row of Table 2, along with results for $M_h$ = 115; 140; and 160 GeV.

The Higgs background makes up 1.2% of the events in the left-hand plot that pass all cuts, and of these 70% are cc, 20% are gg, 5% are W W , and 5% are Z Z . The Higgs background is small enough that Higgs branching fraction measurements from $\sqrt{s}$ = 350 GeV can be used to account for this background without introducing a signi cant systematic error. The non-Higgs background should be calculated with an accuracy of 1 to 2% to keep the non-Higgs background systematic error below the statistical error.

## 3.2 h !

Decays of Higgs bosons to photon pairs are selected by requiring:

$$N(\text{chg}) = 0; \qquad N(\text{imp}) = 0;$$
$$N(\text{jet}) = 2; \qquad M_h \quad 2\,\text{GeV} < M(\text{visible}) < M_h + 1\,\text{GeV}: \tag{3}$$

Histograms of M (visible) are shown in Fig. 2 assuming Higgs boson masses of 120 and 160 GeV. The SM background is almost entirely $e^+e$ ! .

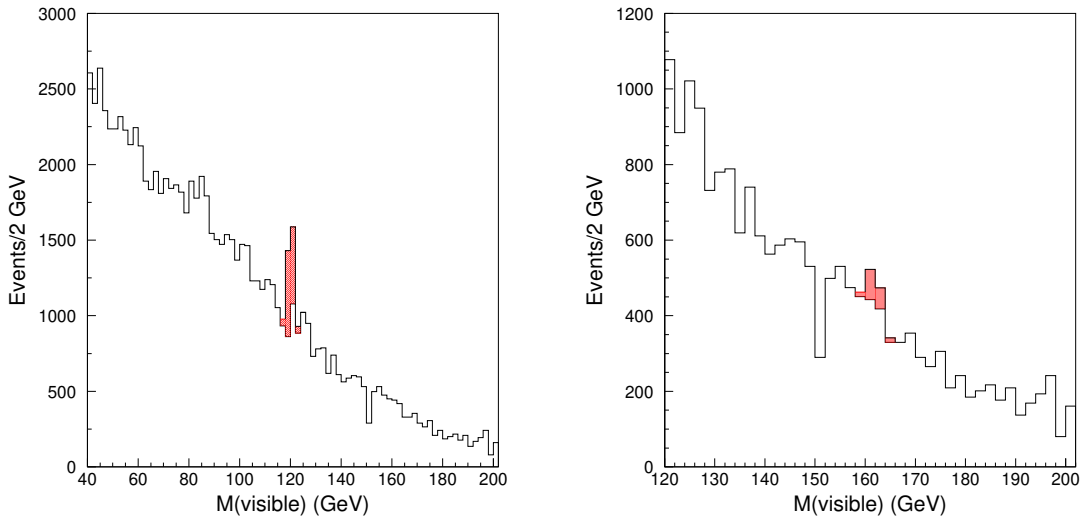


Figure 2: Histograms of M (visible) following selection cuts for background and signal assuming $M_h$ = 120 GeV (left) and $M_h$ = 160 GeV (right). The histograms contain non-Higgs SM background (white) and h ! (red).

## 3.3 h ! W W ; gg

Decays of Higgs bosons to W W or W W are selected by requiring:

$$\begin{aligned} 16 \quad & N(\text{chg}) \quad 44; \qquad N(\text{imp}) \quad 6; \\ 4 \quad & N(\text{jet}) \quad 5; \qquad M_h \quad 10\,\text{GeV} < M(\text{visible}) < M_h + 6\,\text{GeV}: \end{aligned} \tag{4}$$

The histogram of M (visible) following the W W cuts is shown in the left-hand side of Fig. 3 for a Higgs boson mass of 120 GeV. The non-Higgs SM background is mostly $e^+e$ ! e W . There is also a substantial Higgs boson background consisting of h ! gg (63%), h ! bb (14%), h ! cc (12%) and h ! Z Z (12%). In order to isolate the h ! W W signal from the other Higgs decay modes, events are forced into 4 jets and a neural net analysis is performed using the 4-momentum dot products between pairs of jets and the event variables E (visible), $p_T$ (visible), N (chg), N (imp), and N (jet). The results of this neural net analysis are shown in the right-hand side of Fig. 3.

The background from h ! bb; cc; Z Z is small enough that Higgs branching fraction results from $\sqrt{s}$ = 350 GeV can be used to account for these decays without introducing significant systematic errors. However, the contribution from h ! gg can only be dealt with by measuring $B_{WW}$ and $B_{gg}$ simultaneously. To that end the decay h ! gg is selected by requiring:

$$\begin{aligned} 11 \quad & N(\text{chg}) \quad 49; \qquad N(\text{imp}) \quad 6; \\ 2 \quad & N(\text{jet}) \quad 4; \qquad M_h \quad 10\,\text{GeV} < M(\text{visible}) < M_h + 6\,\text{GeV}: \end{aligned} \tag{5}$$

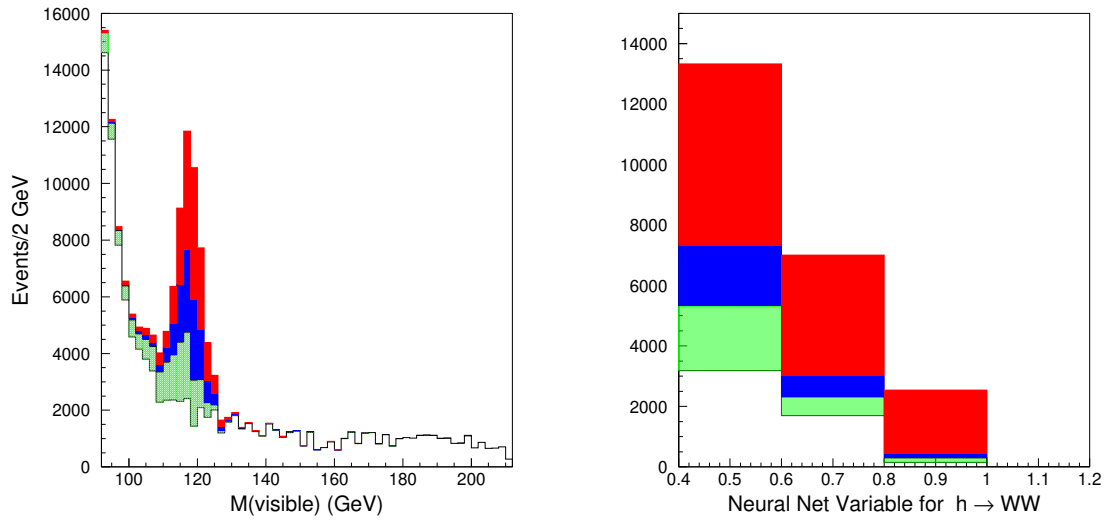


Figure 3: Histograms of M (visible) (left) and the h ! W W neural net variable (right) following W W selection cuts assuming $M_h$ = 120 GeV. The histograms contain non-Higgs SM background (white), h ! W W (red), h ! gg (blue), and h ! bb; cc; Z Z (green).

An h ! gg neural net analysis is performed with a set of variables identical to that used in the h ! W W neural net analysis. The results of the simultaneous t of $B_{WW}$ and $B_{gg}$ for $M_h$ = 115;120;140;160 GeV are shown in rows 2 and 3 of Table 2. For $M_h$ = 200 GeV the h ! gg decay mode is negligible and so a simultaneous t of $B_{WW}$ and $B_{ZZ}$ is made where the Z Z selection cuts are the same as the W W selection cuts and an h ! Z Z neural net analysis is performed to separate h ! Z Z from h ! W W .

Table 2: Statistical accuracies for the measurement of $B_{xx}$ for different Higgs decay modes h ! xx at $\sqrt{s}$ = 1000 GeV.

| | Higgs Mass (GeV) | | | | |
|---|---|---|---|---|---|
| | 115 | 120 | 140 | 160 | 200 |
| ( $B_{bb}$)=( $B_{bb}$) | 0:003 | 0:004 | 0:005 | 0:018 | 0:090 |
| ( $B_{WW}$ )=( $B_{WW}$ ) | 0:021 | 0:013 | 0:005 | 0:004 | 0:005 |
| ( $B_{gg}$)=( $B_{gg}$) | 0:014 | 0:015 | 0:025 | 0:145 | |
| ( B )=( B ) | 0:053 | 0:051 | 0:059 | 0:237 | |
| ( $B_{ZZ}$)=( $B_{ZZ}$) | | | | | 0:013 |

Table 3: Assumed branching fraction errors for Higgs boson decays to $b\bar{b}$ and $WW$ from measuements made at $\sqrt{s} = 350$ GeV with 500 fb$^{-1}$ luminosity.

| | Higgs Mass (GeV) | | | | |
|---|---|---|---|---|---|
| | 115 | 120 | 140 | 160 | 200 |
| $B_{b\bar{b}}/B_{b\bar{b}}$ | 0.015 | 0.017 | 0.026 | 0.065 | 0.340 |
| $B_{WW}/B_{WW}$ | 0.061 | 0.051 | 0.025 | 0.010 | 0.025 |

Table 4: Relative accuracies for the measurement of Higgs branching fractions and the Higgs boson total decay width obtained by combining results from Tables 2 and 3.

| | Higgs Mass (GeV) | | | | |
|---|---|---|---|---|---|
| | 115 | 120 | 140 | 160 | 200 |
| $B_{b\bar{b}}/B_{b\bar{b}}$ | 0.015 | 0.016 | 0.018 | 0.020 | 0.090 |
| $B_{WW}/B_{WW}$ | 0.024 | 0.020 | 0.018 | 0.010 | 0.025 |
| $B_{gg}/B_{gg}$ | 0.021 | 0.023 | 0.035 | 0.146 | |
| $B/B$ | 0.055 | 0.054 | 0.062 | 0.237 | |
| $_{tot}/_{tot}$ | 0.035 | 0.034 | 0.036 | 0.020 | 0.050 |

# 4 Measurement of Higgs Branching Fractions and the Total Higgs Decay Width

The measurements of $B_{xx}$ in Table 2 can be converted into model independent measurements of Higgs branching fractions and the total Higgs decay width if they are combined with measurements of the branching fractions $B_{b\bar{b}}$ and $B_{WW}$ from $\sqrt{s} = 350$ GeV:

$$B_{xx} = (B_{xx})(B_{WW})^{-1} B_{WW} = (B_{xx})(B_{b\bar{b}})^{-1} B_{b\bar{b}}$$
$$_{tot} \propto (B_{b\bar{b}})(B_{b\bar{b}})^{-1}(B_{WW})^{-1} = (B_{b\bar{b}})^{2}(B_{WW})^{-1}(B_{b\bar{b}})^{-2}: \qquad (6)$$

The assumed values for the errors on $B_{b\bar{b}}$ and $B_{WW}$ are shown in Table 3. The errors are taken from the TESLA TDR [1] when the branching fractions are small. For large branching fractions, however, it is better to use the direct method [10] for measuring branching fractions because binomial statistics reduce the error by a factor of $\sqrt{1 - B_{xx}}$.

Utilizing the relations in Eq.(6) a least squares fit is performed to obtain measurement errors for $B_{b\bar{b}}, B_{WW}, B_{gg}, B$, and $_{tot}$ at a fixed value of $M_h$. The results are summarized in Table 4. Compared to branching fraction measurements at $\sqrt{s} = 350$ GeV [1] the results of Table 4 provide a significant improvement for Higgs decay modes with small branching fractions, such as $B_{b\bar{b}}$ for $160 < M_h < 200$ GeV, $B_{WW}$ for $115 < M_h < 140$ GeV and $B_{gg}$ and $B$ for all Higgs masses.

## 5 Conclusion

The couplings of Higgs bosons in the mass range $115 < M_h < 200$ GeV can continue to be measured as the energy of an $e^+e^-$ linear collider is upgraded to $\sqrt{s} = 1000$ GeV. The Higgs event rate is so large that some of the rarer decay modes that were inaccessible at $\sqrt{s} = 350$ GeV can be probed at $\sqrt{s} = 1000$ GeV, such as $h \to b\bar{b}$ for $M_h = 200$ GeV, and $h \to gg$; for $M_h = 140$ GeV. The Higgs physics results from $\sqrt{s} = 1000$ GeV will help provide a more complete picture of the Higgs boson pro le.

## Acknowledgements

I would like to thank the Les Houches conference organizers for their warm hospitality, and I would like to thank John Jaros and Oliver Buchmuller for useful conversations.

## References

[1] J.A. Aguilar-Saavedra et al. Tesla technical design report part iii: Physics at an e+ e- linear collider. 2001, hep-ph/0106315.

[2] M. Battaglia and A. De Roeck. eConf, C010630:E3066, 2001, hep-ph/0111307.

[3] M. Battaglia and A. De Roeck. 2002, hep-ph/0211207.

[4] International linear collider technical review committee. second report, 2003. SLAC-R-606.

[5] W. Kilian. Whizard: Complete simulations for electroweak multi-particle processes. Prepared for 31st International Conference on High Energy Physics (ICHEP 2002), Amsterdam, The Netherlands, 24-31 Jul 2002.

[6] Torbjorn Sjostrand et al. High-energy-physics event generation with pythia 6.1. Comput. Phys. Commun., 135:238{259, 2001, hep-ph/0010017.

[7] Thorsten Ohl. Circe version 1.0: Beam spectra for simulating linear collider physics. Comput. Phys. Commun., 101:269{288, 1997, hep-ph/9607454.

[8] M. Pohl and H.J. Schreiber. Simdet - version 4: A parametric monte carlo for a tesla detector. 2002, hep-ex/0206009.

[9] (ed.) Behnke, T., (ed.) Bertolucci, S., (ed.) Heuer, R.D., and (ed.) Settles, R. Tesla: The superconducting electron positron linear collider with an integrated x-ray laser laboratory. technical design report. pt. 4: A detector for tesla. DESY-01-011.

[10] Jean-Claude Brient. The direct method to measure the higgs branching ratios at the future e+ e- linear collider. 2002. LC-PHSM-2002-003.