

Beauty Hadron Lifetimes and B-Meson CP-Violation Parameters from Lattice QCD

Cecilia Tarantino^a

Dip. di Fisica, Univ. di Roma Tre and INFN, Sezione di Roma III, Via della Vasca Navale 84, I-00146 Roma, Italy

Received: date / Revised version: date

Abstract. The present status of the theoretical estimates of beauty hadron lifetime ratios and of width differences and CP-violation parameters in B_d and B_s systems is reviewed. In the last two years accurate lattice calculations and next-to-leading order perturbative computations have improved these theoretical predictions, leading to the following updated results: $(B^+)_s = (B_d)_s = 1.06 \pm 0.02$; $(B_s)_s = (B_d)_s = 1.00 \pm 0.01$; $(\Gamma_b)_s = (\Gamma_d)_s = 0.88 \pm 0.05$; $\Delta\Gamma_d = (2.42 \pm 0.59)10^{-3}$; $\Delta\Gamma_s = (7.4 \pm 2.4)10^{-2}$; $j(\text{CP})_{d,j=1} = (2.96 \pm 0.67)10^{-4}$ and $j(\text{CP})_{s,j=1} = (1.28 \pm 0.28)10^{-5}$.

PACS. 11.30.Er CP violation { 12.38.Aw Perturbative calculations { 12.38.Gc Lattice QCD calculations { 14.20.Mr Bottom baryons { 14.40.Nd Bottom mesons

1 Introduction

B physics plays an important role to test and improve our understanding of the Standard Model of particle dynamics.

Theoretically, the large mass of the b quark, compared to the QCD scale parameter Λ_{QCD} , allows to treat inclusive rates in terms of an operator product expansion (OPE), with a consequent separation of the short-distance contributions from the long-distance ones. Theoretical predictions of inclusive rates, therefore, are based on a non-perturbative calculation of matrix elements, widely studied in lattice QCD, and a perturbative calculation of Wilson coefficients.

Recently, the contribution of light quarks in beauty hadron decay widths (spectator effect) has been computed at $O(1/m_b)$ in QCD and $O(1/\Lambda_{\text{QCD}} m_b)$ in the OPE. Based on these calculations is the theoretical prediction for both beauty hadron lifetimes and B-meson CP-violation parameters. Therefore, improved theoretical estimates have been obtained, to be compared with recent accurate experimental measurements or limits.

2 Beauty hadron lifetime ratios

The experimental values of the measured lifetime ratios of beauty hadrons are [1]

$$\frac{(\Gamma^+)_s}{(\Gamma_d)_s} = 1.085 \pm 0.017; \frac{(\Gamma_s)_s}{(\Gamma_d)_s} = 0.951 \pm 0.038; \frac{(\Gamma_b)_s}{(\Gamma_d)_s} = 0.786 \pm 0.034; \quad (1)$$

Send o print requests to:

^a Present address: tarantino@suniroma3.it

These quantities can be computed from first principles, since the great energy (m_b) released in beauty hadron decays allows to expand the inclusive width (Γ_b) in powers of $1/m_b$, by applying the heavy quark expansion (HQE) [2].

Using the optical theorem, the inclusive decay width of a hadron H_b , containing a b quark, can be written as

$$(\Gamma_b) = \frac{1}{M_{H_b}} \text{Disch} H_b \dagger T T H_b i; \quad (2)$$

where "Disch" picks up the discontinuities across the physical cut in the transition operator T , given by

$$T = i \int d^4x T H_{\text{eff}}^{B=1} (x) H_{\text{eff}}^{B=1} (0) : \quad (3)$$

$H_{\text{eff}}^{B=1}$ is the effective weak Hamiltonian which describes $B=1$ transitions, whose Wilson coefficients are known at the next-to-leading order (NLO) in QCD [3,4,5].

By applying the HQE, the decay width (Γ_b) in eq. 2 can be expressed as a sum of local $B=0$ operators of increasing dimension

$$(\Gamma_b) = \sum_k \frac{C_k(\mu)}{m_b^k} \langle H_b | \mathcal{O}_k^{B=0}(\mu) | H_b i; \quad (4)$$

The HQE brings to the separation of short distance effects, connected in the Wilson coefficients (C_k) and evaluable in perturbation theory, from long distance physics, represented by the matrix elements of the local operators ($\mathcal{O}_k^{B=0}$), to be computed non-perturbatively.

Up to $O(1/m_b^2)$, only the b quark enters the short-distance weak decay, while the light spectator quarks, which

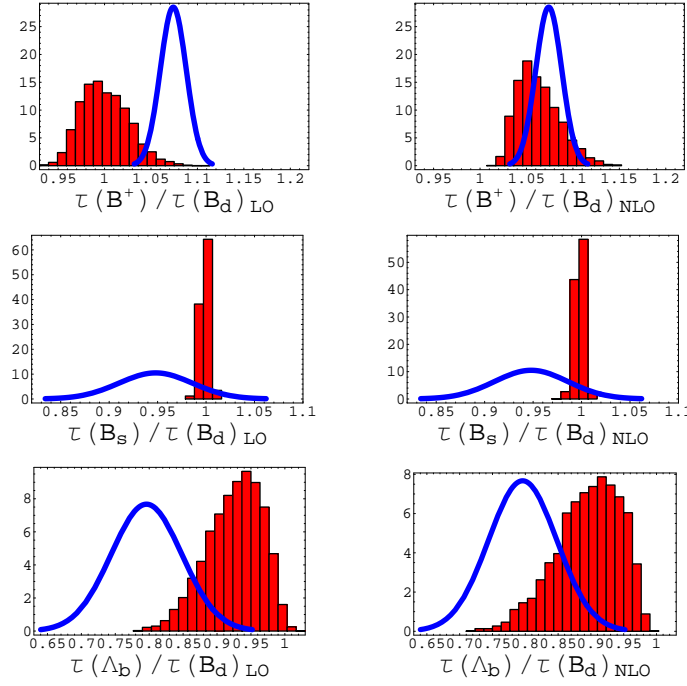


Fig. 1. Theoretical (histogram) vs experimental (solid line) distributions of lifetime ratios. The theoretical predictions are shown at the LO (left) and NLO (right).

distinguish different beauty hadrons, interact through soft gluons only. The local operators appearing up to $O(1=m_b^2)$ in the QCD HQE are the condensate $(\bar{b}b)$ and the chromomagnetic operator $(\bar{b} \mathbf{G} b)$ which do not contain the light quark field. Their contribution can be evaluated from the heavy hadron spectroscopy and leads to the following estimates

$$\frac{\tau(B^+)}{\tau(B_d)} = 1.00; \frac{\tau(B_s)}{\tau(B_d)} = 1.00; \frac{\tau(\Lambda_b)}{\tau(B_d)} = 0.98(1); \quad (5)$$

where the uncertainties on the first two ratios, being inferior to 1%, are not indicated.

Spectator contributions appear at $O(1=m_b^3)$ in the HQE. These effects, although suppressed by an additional power of $1=m_b$, are enhanced, with respect to leading contributions, by a phase-space factor of 16^2 , being $2 \rightarrow 3$ processes instead of $1 \rightarrow 3$ decays [6,7].

In order to evaluate the spectator effects one has to calculate the matrix elements of dimension-six current-current and penguin operators, non-perturbatively, and their Wilson coefficients, perturbatively.

Last year both the non-perturbative and the perturbative calculations have been improved.

Concerning the perturbative part, the NLO QCD corrections to the coefficient functions of the current-current operators have been computed [8,9,10].

Concerning the non-perturbative part, the usual parameterization of the matrix elements of the dimension-six current-current operators distinguishes two cases, depending on whether or not the light quark of the operator enters as a valence quark in the external hadronic state.

Therefore, different B-parameters for the valence and non-valence contributions are introduced. The reason for this parameterization is that so far the non-valence contributions have not been computed. Their non-perturbative lattice calculation would be possible, in principle, however it requires to deal with the difficult problem of power-divergence subtractions. On the other hand, the valence contributions have been recently evaluated, for B mesons, by combining the QCD and HQET lattice results to extrapolate to the physical b quark mass [11] and, for the Λ_b baryon, in lattice-HQET [12]. These accurate results are in agreement with the values obtained in previous lattice studies [13,14,15] and with the estimates based on QCD sum rules [16,17,18,19].

This year, the sub-leading spectator effects which appear at $O(1=m_b^4)$ in the HQE, have been included in the analysis of lifetime ratios. The relevant operator matrix elements have been estimated in the vacuum saturation approximation (VSA) for B mesons and in the quark-diquark model for the Λ_b baryon, while the corresponding Wilson coefficients have been calculated at the leading order (LO) in QCD [20].

In this talk we update our theoretical predictions for the lifetime ratios [10], which contain NLO QCD corrections to Wilson coefficients and lattice values for valence B-parameters, by including the sub-leading spectator effects of ref. [20]. In this way we obtain

$$\begin{aligned} \frac{\tau(B^+)}{\tau(B_d)}_{\text{NLO}} &= 1.06 \pm 0.02; \frac{\tau(B_s)}{\tau(B_d)}_{\text{NLO}} = 1.00 \pm 0.01; \\ \frac{\tau(\Lambda_b)}{\tau(B_d)}_{\text{NLO}} &= 0.88 \pm 0.05; \end{aligned} \quad (6)$$

They turn out to be in good agreement with the experimental data of eq. 1. It is worth noting that the agreement at 1.5 between the theoretical prediction for the ratio $(\tau_b) = (\tau_d)$ and its experimental value is achieved thanks to the inclusion of the NLO (see eq. 1) and the $1=m_b$ corrections to spectator effects. They both decrease the central value of $(\tau_b) = (\tau_d)$ by 8% and 2% respectively.

Further improvement of the $(\tau_b) = (\tau_d)$ theoretical prediction would require the calculation of the current-current operator non-valence B-parameters and of the perturbative and non-perturbative contribution of the penguin operator, which appears at the NLO and whose matrix elements present the same problem of power-divergence subtraction. These contributions are missing also in the theoretical predictions of $(B^+) = (\tau_d)$ and $(B_s) = (\tau_d)$, but in these cases they represent an effect of SU(2) and SU(3) breaking respectively, and are expected to be small.

3 Neutral B_q -meson width differences

The width difference between the "light" and "heavy" neutral B_q -meson ($q = d, s$) is defined in terms of the off-diagonal matrix element (Γ_{21}^q) of the absorptive part of the $B \rightarrow B$ mixing effective hamiltonian

$$\Gamma_{21}^q = \frac{1}{2} \langle B_q | \mathcal{H}_{\text{eff}}^q | B_q \rangle \quad (7)$$

where the transition operator T is given in eq. 3.

As in the case of the inclusive decay widths discussed above, the great energy scale (m_b) which characterizes the decay process allows the HQE of the amplitude in eq. 7 as a series of matrix elements of $B = 2$ local operators, multiplied for their Wilson coefficients.

The leading contribution comes at $O(1=m_b^3)$ in the HQE and is given by the dimension-six $B = 2$ operators. Up to and including $O(1=m_b^4)$ contribution, the HQE of Γ_{21}^q reads

$$\Gamma_{21}^q = \frac{G_F^2 m_b^2}{24 M_{B_q}} c_1^q(2) \langle B_q | \mathcal{H}_{\text{eff}}^q | B_q \rangle + \frac{1}{2} c_2^q(2) \langle B_q | \mathcal{H}_{\text{eff}}^q | B_q \rangle + \dots \quad (8)$$

where $c_1^q(2)$ are the Wilson coefficients, known at the NLO in QCD. In the case of τ_s the NLO corrections have been computed in ref. [21], whereas for τ_d the complete NLO corrections, including contributions from a non vanishing charm quark mass, have been calculated this year [22,23]. It is worth noting that the charm mass corrections are necessary to take fully into account the dependence of τ_d on the weak phase, contained in c_1^d , at the NLO accuracy.

$\langle B_q | \mathcal{H}_{\text{eff}}^q | B_q \rangle$ are the matrix elements of the two independent dimension-six operators, while $\hat{1}_{1=m_b}$ represents the contribution of the dimension-seven operators [24].

Lattice results of the dimension-six operator matrix elements [25]–[29] have been confirmed and improved last year. In order to reduce the systematics of the heavy quark extrapolation, the results obtained in QCD have been combined with the HQET ones [30] (see eq. 2). The effect of the inclusion of the dynamical quarks has been examined, within the NRQCD approach, finding that these matrix elements are essentially insensitive to switching from $n_f = 0$ to $n_f = 2$ [31,32]. Lately, the same matrix elements have been calculated by using QCD sum rules with NLO accuracy [33], thus achieving a reduced uncertainty with respect to previous determinations in this theoretical framework [34,35].

On the other hand, the dimension-seven operator matrix elements have never been estimated out of the VSA. However two of these four matrix elements can be related through Fierz identities to the complete set of operators studied in ref. [30].

The expression of $\Gamma_{21}^q = \Gamma_{21}^q$ used in the analysis, is obtained by neglecting $(\Gamma_{21}^q - \Gamma_{21}^q)^2 = O(m_b^4 = m_t^4)$ terms (Γ_{21}^q represents the off-diagonal matrix element of the dispersive part of the $B \rightarrow B$ mixing effective hamiltonian) and reads

$$\frac{\Gamma_{21}^q}{\Gamma_{21}^q} = \frac{M_{B_q}}{M_{B_q}} \text{Re} \left(\frac{\Gamma_{21}^q}{M_{B_q}} \right) \quad (9)$$

The updated theoretical predictions obtained in the analysis of ref. [23] are

$$\tau_d = \tau_d = (2.42 \pm 0.59) 10^{-12} \text{ s}; \quad \tau_s = \tau_s = (7.4 \pm 2.4) 10^{-12} \text{ s} \quad (10)$$

The corresponding theoretical distributions are shown in fig. 3, where the effect of the NLO corrections can be seen to be quite relevant.

One can see that τ_s is larger than τ_d , the latter receiving contributions from channels which are doubly Cabibbo suppressed with respect to those contributing to τ_s , and both agree with the experimental limits [1]

$$\tau_d = \tau_d = 0.008 \pm 0.037 \text{ (stat.)} \pm 0.019 \text{ (syst.)}; \quad \tau_s = \tau_s = 0.07^{+0.09}_{-0.07} \quad (11)$$

within the large experimental uncertainties.

In order to test the agreement between theoretical and experimental values with higher precision, it is important to wait for more accurate measurements from the B factories (Babar and Belle) and from the RunII at Tevatron and the LHC.

4 CP Violation parameters: $j(\text{CP})_d$ and $j(\text{CP})_s$

The experimental observable $j(\text{CP})_q$ whose deviation from unity describes CP-violation due to mixing, is related to M_{21}^q and Γ_{21}^q , through

$$j(\text{CP})_q = \frac{s}{2M_{21}^q} \frac{i \Gamma_{21}^q}{i \Gamma_{21}^q}; \quad (12)$$

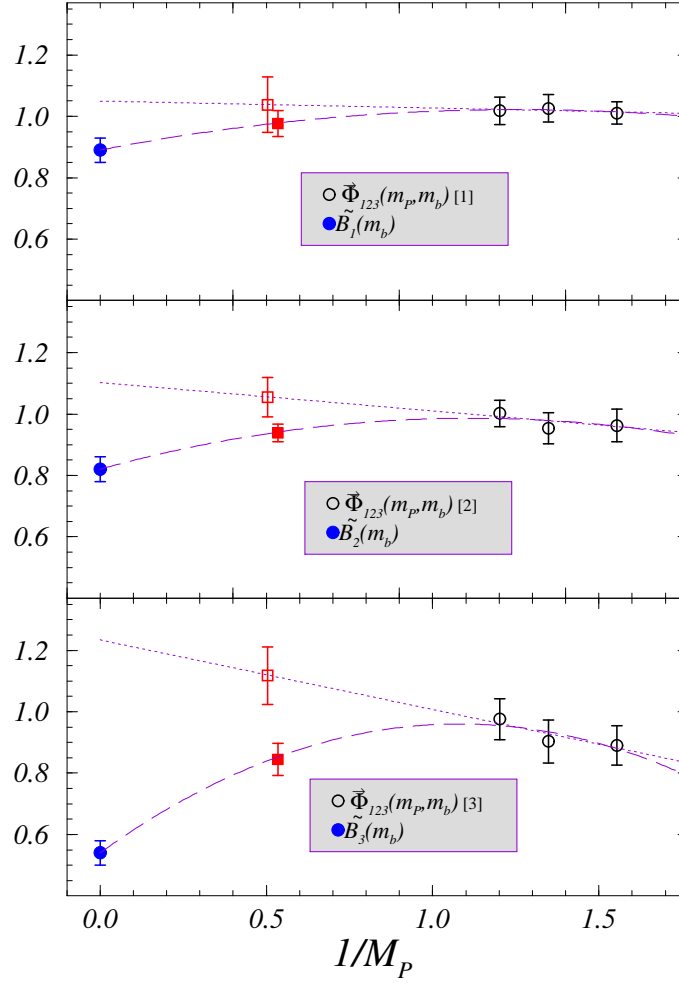


Fig. 2. Extrapolation of $B = 2 B$ -parameters in the inverse heavy meson mass, by combining QCD ($\Phi_{123}(m_P, m_b)$) and HQET ($\tilde{B}_i(m_b)$; $i = 1; 2; 3$) lattice results. The inclusion of the HQET point has the effect of decreasing the extrapolated value.

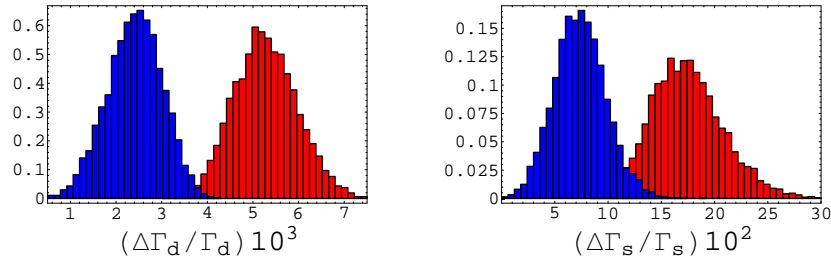


Fig. 3. Theoretical distributions for the width difference in B_d and B_s systems. The theoretical predictions are shown at the LO (light/red) and NLO (dark/blue).

which, neglecting $(\frac{q}{21} M_{21}^q)^2 = O(m_b^4 = m_t^4)$ terms, becomes

$$\frac{q}{p}_q = 1 + \frac{1}{2} \text{Im} \left[\frac{q_{21}}{M_{21}^q} \right] : \quad (13)$$

By comparing eqs. 9 and 13, one sees that the theoretical prediction of $j(q \neq p)_q$ is based on the same perturbative and non perturbative calculation discussed in section 3. In other words $j(q \neq p)_q$ differs from $\frac{q}{p}_q = q$, apart from

multiplicative factors, for the presence of Im instead of Re , which selects a different contribution from V_{CKM} .

An important consequence of different CKM contributions is that $(j(q \neq p)_q - 1) = \frac{q}{p}_q - 1 = O(m_c^2 = m_b^2)$. In the limit $m_c \rightarrow 0$, indeed, there are two quarks (u and c) with the same charge and degenerate in mass, so that one can eliminate the CP-violating phase from V_{CKM} , through a quark field redefinition.

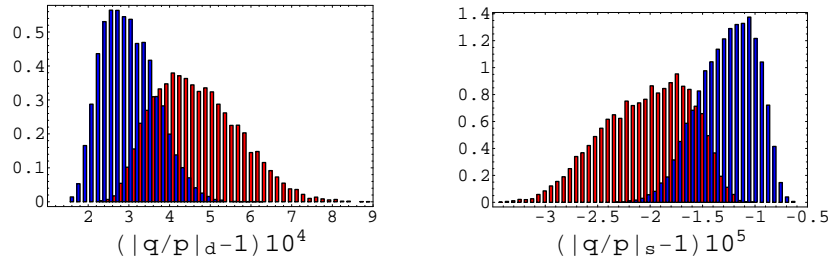


Fig. 4. Theoretical distributions for $j(q\bar{p})_{qj=1}$ in B_d and B_s systems. The theoretical predictions are shown at the LO (light/red) and NLO (dark/blue).

Moreover we have $(j(q\bar{p})_{sj=1}) = (j(q\bar{p})_{dj=1}) = O(\sin^2 \theta_c)$ (where θ_c is the sine of the Cabibbo angle) and, quantitatively, we find the updated theoretical predictions [23]

$$\begin{aligned} j(q\bar{p})_{dj=1} &= (2.96 \pm 0.67) 10^{-4}; \\ j(q\bar{p})_{sj=1} &= (1.28 \pm 0.28) 10^{-5}; \end{aligned} \quad (14)$$

The corresponding theoretical distributions are shown in Fig. 4. Also for these quantities, the effect of NLO corrections turns out to be rather important.

A preliminary measurement for $j(q\bar{p})_{dj=1}$ is now available from the BABAR collaboration [36]

$$j(q\bar{p})_{dj=1} = 0.029 \pm 0.013(\text{stat.}) \pm 0.011(\text{syst.}) \quad (15)$$

Improved measurements are certainly needed to make this comparison more significant.

It is a pleasure to thank D. Becirevic, M. Ciuchini, E. Franco, V. Lubicz and F. Mesia for sharing their insights in topics covered by this talk. I also thank the EPS-2003 organizers for the very stimulating conference realized in Aachen.

References

1. M. Battaglia et al, hep-ph/0304132.
See also The Heavy Flavor Averaging Group (HFAG), <http://www.slac.stanford.edu/~xorg/hfag/>
2. J. Chay et al, Phys. Lett. B 247 (1990) 399.
3. A. J. Buras et al, Nucl. Phys. B 400 (1993) 37 [hep-ph/9211304];
4. A. J. Buras et al, Nucl. Phys. B 400 (1993) 75 [hep-ph/9211321].
5. M. Ciuchini et al, Nucl. Phys. B 415 (1994) 403 [hep-ph/9304257].
6. I. I. Bigi et al, Phys. Lett. B 293 (1992) 430 [Erratum -ibid. B 297 (1993) 477] [hep-ph/9207214].
7. M. Neubert and C. T. Sachrajda, Nucl. Phys. B 483 (1997) 339 [hep-ph/9603202].
8. M. Ciuchini et al, Nucl. Phys. B 625 (2002) 211 [hep-ph/0110375].
9. M. Beneke et al, Nucl. Phys. B 639 (2002) 389 [hep-ph/0202106].
10. E. Franco et al, Nucl. Phys. B 633 (2002) 212 [hep-ph/0203089].
11. D. Becirevic, private communication; updated results with respect to hep-ph/0110124
12. M. Di Pierro et al. [UKQCD collaboration], Phys. Lett. B 468 (1999) 143 [hep-lat/9906031].
13. D. Becirevic, hep-ph/0110124.
14. M. Di Pierro and C. T. Sachrajda [UKQCD Collaboration], Nucl. Phys. B 534 (1998) 373 [hep-lat/9805028].
15. M. Di Pierro and C. T. Sachrajda [UKQCD collaboration], Nucl. Phys. Proc. Suppl. 73 (1999) 384 [hep-lat/9809083].
16. P. Colangelo and F. De Fazio, Phys. Lett. B 387 (1996) 371 [hep-ph/9604425].
17. M. S. Baek et al, Phys. Rev. D 57, 4091 (1998) [hep-ph/9709386].
18. H. Y. Cheng and K. C. Yang, Phys. Rev. D 59 (1999) 014011 [hep-ph/9805222].
19. C. S. Huang et al, Phys. Rev. D 61, 054004 (2000) [hep-ph/9906300].
20. F. Gabbiani et al, hep-ph/0303235.
21. M. Beneke et al, Phys. Lett. B 459 (1999) 631 [hep-ph/9808385].
22. M. Beneke et al, hep-ph/0307344.
23. M. Ciuchini et al, hep-ph/0308029.
24. M. Beneke et al, Phys. Rev. D 54 (1996) 4419 [hep-ph/9605259].
25. V. Gimenez and J. Reyes, Nucl. Phys. Proc. Suppl. 94 (2001) 350 [hep-lat/0010048].
26. S. Hashimoto et al, Phys. Rev. D 62 (2000) 114502 [hep-lat/0004022].
27. S. Aoki et al. [JLQCD Collaboration], Phys. Rev. D 67 (2003) 014506 [hep-lat/0208038].
28. D. Becirevic et al, Eur. Phys. J. C 18 (2000) 157 [hep-ph/0006135].
29. L. Lellouch and C. J. Lin [UKQCD Collaboration], Phys. Rev. D 64 (2001) 094501 [hep-ph/0011086].
30. D. Becirevic et al, JHEP 0204 (2002) 025 [hep-lat/0110091].
31. N. Yamada et al. [JLQCD Collaboration], Nucl. Phys. Proc. Suppl. 106 (2002) 397 [hep-lat/0110087].
32. S. Aoki et al. [JLQCD Collaboration], hep-ph/0307039.
33. J. G. Komer et al, hep-ph/0306032.
34. K. Hagiwara et al, Phys. Lett. B 540, 233 (2002) [hep-ph/0205092].
35. S. Narison and A. A. Pivovarov, Phys. Lett. B 327, 341 (1994) [hep-ph/9403225].
36. B. Aubert et al. [BABAR Collaboration], hep-ex/0303043.