

# IMPACT-PARAMETER DEPENDENCE OF THE DIAGONAL GPD OF THE PION FROM CHIRAL QUARK MODELS

Wojciech Broniowski<sup>1</sup> and Enrique Ruiz Arriola<sup>2</sup>

<sup>1</sup>The H. Niewodniczański Institute of Nuclear Physics, Polish Academy of Sciences,  
PL-31342 Cracow, Poland

<sup>2</sup>Departamento de Física Moderna, Universidad de Granada, E-18071 Granada, Spain

## Abstract

We analyze the impact-parameter dependent diagonal non-singlet generalized parton distribution of the pion in two distinct chiral quark models: the Spectral Quark Model and the Nambu-Jona-Lasinio model. Leading-order perturbative QCD evolution from the low quark-model scale to higher scales is carried out with the help of the inverse Mellin transform. The model agrees very reasonably with the recent results from transverse-lattice calculations, while the forward parton distribution agrees with the experimental data.

This talk is based on our recent work [1], where more details and references can be found. Recently, transverse-lattice calculations have produced first data [2] on the *impact-parameter dependent* diagonal non-singlet generalized parton distributions (GPD) of the pion (*cf.* contribution by Dalley). These GPD's have been a subject of intense studies (for a review and literature see, *e.g.*, Ref. [3, 4]). The impact-parameter ( $b$ ) formulation, discussed here by Burkardt, is a basis for the transverse lattices [5], as shown by van de Sande. In this talk we present predictions for the GPD of the pion from two chiral quark models: the recently-proposed *Spectral Quark Model* (SQM) [6] and the *Nambu-Jona-Lasinio* model with the Pauli-Villars regulator (NJL). Chiral model results for the skewed  $b$ -integrated (forward) GPD [7] were shown here by Vento.

The off-forward ( $x \neq 0$ ) diagonal ( $\xi = 0$ ) GPD of the pion (we take  $^+$ ) is defined as

$$H(x; 0; \frac{z}{2}) = \int d^2b \frac{dz}{4} e^{i(xp^+ z + \frac{z}{2} \cdot b)_h + (p^0) \mathcal{H}(0; \frac{z}{2}; b) + q(0; \frac{z}{2}; b)_j + (p) i; \quad (1)$$

where  $x$  is the Bjorken  $x$ , and  $\frac{z}{2} = p^0 - p$  lies in the transverse plane. In chiral quark models the evaluation of  $H$  at the leading- $N_c$  (one-loop) level amounts to the calculation of the diagram of Fig. 1(a), where the solid line denotes the propagator of the quark of mass  $m$ . The calculation is carried in the light-cone coordinates and in the Breit frame,  $^+ = 0$  [11], yielding in the chiral limit

$$H(x; 0; \frac{z}{2}; ! ) = \frac{N_c !^2}{f^2} \int d^2K \frac{1 + \frac{K \cdot \frac{z}{2} (1-x)}{K^2 + !^2}}{(2-x)^2 (K^2 + (1-x)^2 \frac{z^2}{2} + !^2)}; \quad (2)$$

where  $K^2 = (1-x)p \cdot x k$ . To proceed further, we need to specify the regularization. First, we consider the recently proposed *Spectral Quark Model* (SQM) [6], described in ERA's talk. The approach is very successful in describing both the low- and high-energy phenomenology of the pion, while complying to the chiral symmetry and anomalies. In the meson dominance version of the model one obtains [1]

$$H(x; 0; \frac{z}{2}) = \frac{m^2 (m^2 - (1-x)^2 \frac{z^2}{2})}{(m^2 + (1-x)^2 \frac{z^2}{2})^2}; \quad (3)$$

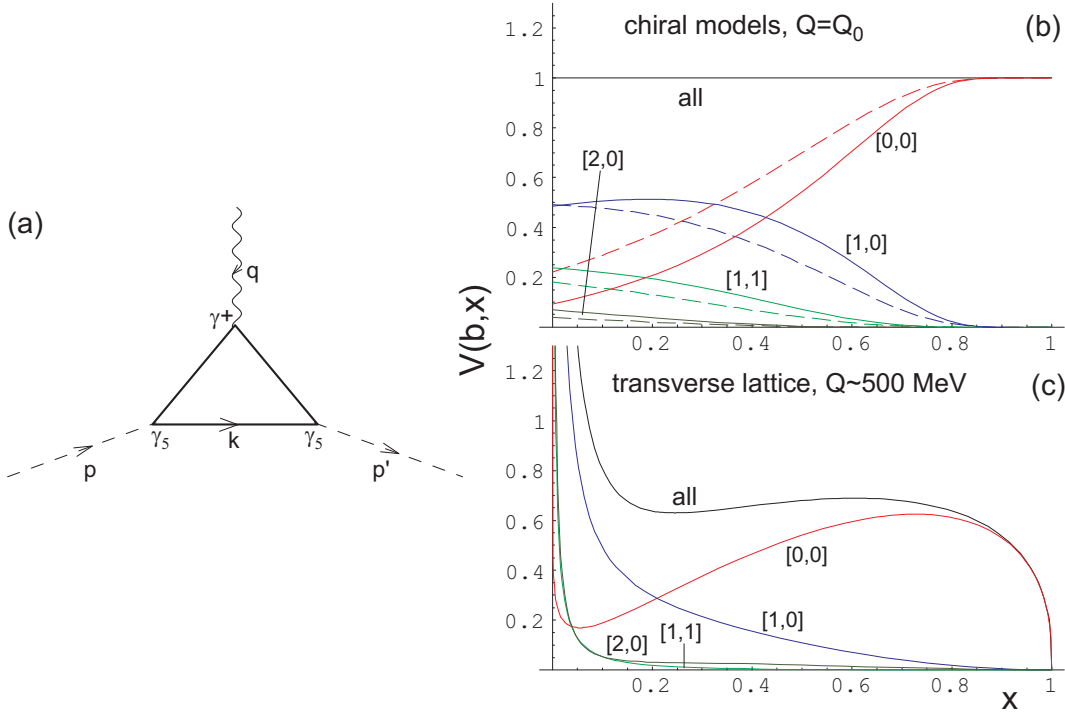


Fig. 1: (a) The diagram for the evaluation of the GPD of the pion in chiral quark models. (b) Valence impact-parameter dependent diagonal GPD of the pion,  $V(x;b)$ , plotted as a function of the Bjorken  $x$  variable. The results of the chiral quark models at the model scale of  $Q = Q_0 = 313$  MeV. Solid lines: SQM of Ref. [6], dashed lines: the NJL model with two Pauli-Villars subtractions. Label *all* denotes the forward distribution, *i.e.*, the function  $V(x;b)$  integrated over the whole  $b$ -plane. Labels  $[i;j]$  denote the function  $V(x;b)$  integrated over the square plaquettes centered at coordinates  $(ib_0; jb_0)$  of the edge of length  $b_0$ , times the degeneracy of the plaquette (see the text for details). Following Ref. [2], the value of  $b_0$  is taken to be  $2=3$  fm. (c) The results for  $V(x;b)$  at the scale  $Q = 500$  MeV, obtained from transverse-lattice calculation of Ref. [2]. The model results of (b) can be compared to the data of (c) only after a suitable QCD evolution.

We check that  $H(x;0;0) = 1$  and  $\int_0^1 dx H(x;0;t) = m^2/(m^2 + t)$ , which is the built-in vector-meson dominance principle. The NJL model with the Pauli-Villars regularization also yields simple expressions.

Our aim is to compare our results, after a suitable QCD evolution, to the transverse-lattice data of Ref. [2]. These data give the GPD of the pion at discrete values of the impact parameter  $b$ , corresponding to a square lattice with spacing of  $b_0 = 2=3$  fm. In order to mimic the lattice in our study, the model predictions are *smeared over square plaquettes*, the same ones as in the discrete lattice. The plaquettes are labeled  $[i;j]$ , which means that they are centered at coordinates  $(ib_0; jb_0)$ , and have the edge of length  $b_0 = 2=3$  fm [2]. The smeared valence GPD is defined as

$$V(x; [i;j]) = \int_{(i-1/2)b_0}^{(i+1/2)b_0} \int_{(j-1/2)b_0}^{(j+1/2)b_0} db_1 db_2 V(x; \sqrt{b_1^2 + b_2^2}) : \quad (4)$$

Figure 1(b) shows the model results with smearing. The degeneracy factor equal to the number of plaquettes equidistant from the origin is included, *i.e.*, the  $[1;0]$ ,  $[1;1]$  and  $[2;0]$  plaquettes are multiplied by a factor of four, while  $[2;1]$  would be multiplied by eight.

Figure 2(c) shows the data from the transverse-lattice calculations shown by Dalley [2]. They refer to the scale  $Q = 500$  MeV. Since the scale pertaining to our calculation is much lower, we need to evolve our results upward before comparing to the data of Fig. 2(c). Our model calculation has produced distributions corresponding to a low quark model scale,  $Q_0$ . A way to estimate this scale is to run the QCD evolution upward from various scales  $Q_0$  up to a scale  $Q$  where the data can be used.

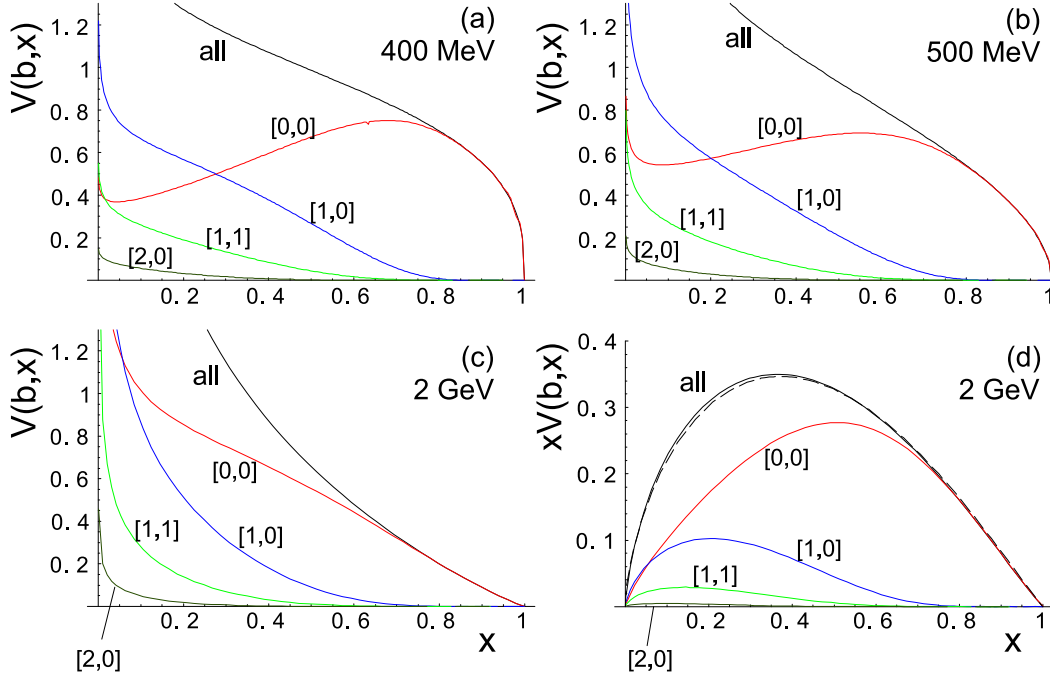


Fig. 2: Results of the LO DGLAP evolution of the impact-parameter dependent diagonal non-singlet GPD of the pion,  $V(x; b; [i; j])$ , started from the initial condition at  $Q = Q_0 = 313 \text{ MeV}$  produced by the Spectral Quark Model (Fig. 2(a), solid lines). Figures (a,b,c) correspond to  $Q = 400 \text{ MeV}$ ,  $500 \text{ MeV}$ , and  $2 \text{ GeV}$ , respectively. Labels as in Fig. 2. Figure (d) shows  $xV(x; b; [i; j])$  for  $Q = 2 \text{ GeV}$ , with the dashed line showing the SMRS [10] parameterization of the data for the forward parton distribution function.

Alternatively, one may use the momentum fraction carried by the quarks at the scale  $Q$  and the downward QCD evolution in order to estimate  $Q_0$ . The resulting value is  $Q_0 = 313^{+20}_{-10} \text{ MeV}$ .

We apply the QCD evolution to the smeared functions of Eq. (4). Figure 2 (a) shows the plaquette-averaged functions  $V(x; Q_0; [i; j])$  for SQM (solid lines) and the NJL model (dashed lines). The results of the evolution for SQM (for NJL the effect is similar) are shown in Fig. 3 at three values of the reference scale  $Q$ :  $400 \text{ MeV}$  (a),  $500 \text{ MeV}$  (b), and  $2 \text{ GeV}$  (c). We note a large effect of the evolution on the distribution functions. The lines labeled *all* correspond to the forward case, *i.e.*, show  $\frac{d^2}{dx^2} V(x; Q; b) = V(x; Q; b=0)$ . The originally flat distribution of Fig. 2(a) recovers the correct end-point behavior at  $x \rightarrow 1$  according to Eq. (5). As  $Q$  increases, the distribution is pushed towards lower values of  $x$ , as is well known for the DGLAP evolution. At  $Q = 2 \text{ GeV}$  the result agrees very well [9] with the SMRS parameterization of the pion structure function [10], as can be seen from Fig. 3(d) (here we plot for convenience  $xV(x; Q)$ ) by comparing the dashed and solid lines. The qualitative agreement of Figs. 1(c) and 2(b) is striking, bearing in mind the simplicity of our approach.

An interesting feature of LO DGLAP evolution is the induced suppression at  $x \rightarrow 1$ : a function which originally behaves as  $V(x; Q_0; b) \sim C(b)(1-x)^p$  evolves into [12]

$$V(x; Q; b) \sim C(b)(1-x)^{p + \frac{4C_F}{3} \log \frac{Q}{Q_0}}; \quad x \rightarrow 1: \quad (5)$$

In our approach the integrated function at  $Q = Q_0$  has  $p = 0$  and the exponent becomes  $1 \pm 0.1$  at  $Q = 2 \text{ GeV}$  and  $1 \pm 0.1$  at  $Q = 4 \text{ GeV}$ . Note that the Brodsky-Lepage counting rules for the behavior at  $x \rightarrow 1$  are disobeyed, as well as the predictions are different from the Dyson-Schwinger model presented here by Roberts, where the behavior is  $(1-x)^2$ . On the other hand, our predictions agree within experimental uncertainties with the experimental data. Fig. 3 confronts our results evolved

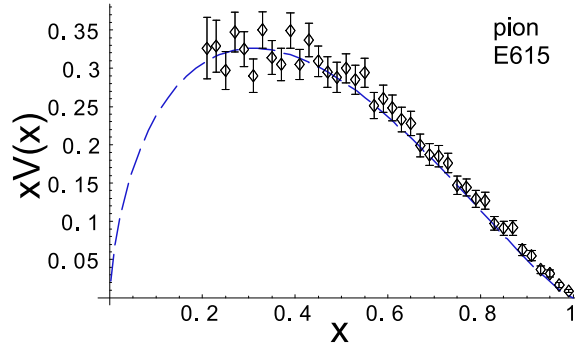


Fig. 3: Model prediction for the valence forward parton distribution of the pion, evolved to the scale of 4 GeV, and the E615 Drell-Yan data [13]. The behavior at  $x \rightarrow 1$  is  $(1-x)^{1.3 \pm 0.1}$ .

to the scale of 4 GeV to the E615 experimental Drell-Yan data [13] which cover the large- $x$  region. The quality of this comparison is impressive.

In summary, the obtained agreement of our approach, based on non-perturbative chiral quark models in conjunction with perturbative LO DGLAP evolution, with the data from the transverse lattices, is quite remarkable and encouraging, bearing in mind the simplicity of the models and the apparently radically different handling of chiral symmetry in both approaches. We also note that the forward parton distribution functions are in agreement with the SMRS parameterization and experimental Drell-Yan data.

We are grateful to Simon Dalley, Matthias Burkardt, and Brett van de Sande for helpful discussions concerning the transverse-lattice data. Supported in part by the Spanish Ministerio de Asuntos Exteriores and the Polish State Committee for Scientific Research, grant number 07/2001-2002, by the Spanish DGI, grant no. BFM2002-03218, and by Junta de Andalucía, grant no. FQM-225.

## References

- [1] W. Broniowski and E. Ruiz Arriola, hep-ph/0307198.
- [2] S. Dalley, Phys. Lett. **B 570** (2003) 191.
- [3] K. Goeke, M. V. Polyakov, and M. Vanderhaeghen, Prog. Part. Nucl. Phys. **47** (2001) 401.
- [4] M. Diehl, *Generalized Parton Distributions*, DESY-THESIS-2003-018, hep-ph/0307382.
- [5] S. Dalley and B. van de Sande, Phys. Rev. D **67** (2003) 114507.
- [6] E. Ruiz Arriola and W. Broniowski, Phys. Rev. D **67**, 074021 (2003).
- [7] L. Theußel, S. Noguera, and V. Vento, nucl-th/0211036.
- [8] M. Burkardt, Phys. Rev. D **62** (2000) 071503 [Erratum: *ibid.* D **66** (2002) 119903].
- [9] R. M. Davidson and E. Ruiz Arriola, Phys. Lett. **B 348** (1995) 163.
- [10] P. J. Sutton, A. D. Martin, R. G. Roberts, and W. J. Stirling, Phys. Rev. D **45** (1992) 2349.
- [11] T. Frederico and G. A. Miller, Phys. Rev. D **45** (1992) 4207.
- [12] A. Peterman, Phys. Rept. **53** (1979) 157.
- [13] J. S. Conway *et al.*, Phys. Rev. D **39** (1989) 92.