

ICRR-Report-501-203-5

DPNU-03-20

March 24, 2024

$B \rightarrow K_s$ versus Electric Dipole Moment of ^{199}Hg Atom in Supersymmetric Models with Right-handed Squark Mixing

Junji Hisano¹ and Yasuhiro Shimizu²¹ICRR, University of Tokyo, Kashiwa 277-8582, Japan²Department of Physics, Nagoya University, Nagoya 464-8692, Japan

Abstract

The correlation between the CP asymmetry in $B \rightarrow K_s$ (S_{K_s}) and the chromo-electric dipole moment (CEDM) of strange quark (d_s^C), which is constrained by the electric dipole moment (EDM) of ^{199}Hg , is studied in the supersymmetric (SUSY) models with the right-handed squark mixing. It is known that, if the right-handed bottom and strange squarks have a CP-violating mixing, such as in the SUSY SU(5) GUT with right-handed neutrinos, the induced gluon-penguin diagram may give a sizable contribution to S_{K_s} . However, when the left-handed bottom and strange squarks also have a mixing, the conspiracy of the left and right-handed squarks may lead to a sizable d_s^C , which is enhanced by $m_b = m_s$. While the estimate for the EDM of ^{199}Hg , induced by d_s^C , might have large uncertainties due to the hadron and nuclear dynamics, the current bound implies the gluon penguin contribution by the right-handed squarks to S_{K_s} should be suppressed and the deviation of S_{K_s} from the Standard Model may not be so large. Also, we discuss the constraint from the EDM of ^{199}Hg in the SUSY SU(5) GUT with the right-handed neutrinos.

The CP violation in $B \rightarrow K_s$ is sensitive to the new physics since $b \rightarrow sss$ is a radiative process [1]. Recently, the Belle experiment in the KEKB factory reported that the CP asymmetry in $B \rightarrow K_s$ (S_{K_s}) is $0.96 \pm 0.50^{+0.09}_{-0.11}$, and 3.5 deviation from the Standard Model (SM) prediction 0.731 ± 0.056 is found [2]. At present the Babar experiment does not observe such a large deviation as $0.45 \pm 0.43 \pm 0.07$ [3]. Thus, the combined result is not yet significant, however, the Belle's result might be a signature of the new physics.

It is known that the supersymmetric (SUSY) models may predict a sizable deviation of the CP violation in $B \rightarrow K_s$ from the SM prediction. If the right-handed bottom and strange squarks have a sizable mixing, the gluon penguin diagram may give a non-negligible contribution to $b \rightarrow sss$ in a broad parameter space where the contribution to $b \rightarrow s$ is a sub-dominant. The right-handed squark mixing is well-motivated in the SUSY SU(5) GUT with the right-handed neutrinos, since the tau neutrino Yukawa coupling may induce the large mixing between the right-handed bottom and strange squarks [4]. Nowadays, $B \rightarrow K_s$ in the SUSY models is extensively studied [5][6].

In this paper the correlation between the CP asymmetry in $B \rightarrow K_s$ (S_{K_s}) and the chromoelectric dipole moment (CEDM) of strange quark (d_s^C) is studied in the SUSY models with the right-handed squark mixing. In various SUSY models, the left-handed bottom and strange quark mixing is as large as ~ 0.04 since it is induced via the radiative correction by the quark Yukawa coupling with the CKM mixing. In this case the right-handed and left-handed squark mixings between the second and third generations may lead to the non-vanishing CEDM of the strange quark. Thus, S_{K_s} and d_s^C may have a strong correlation in the SUSY models with the right-handed squark mixing. Since d_s^C is constrained by the EDM of ^{199}Hg , the gluon penguin contribution from the right-handed squark mixing to S_{K_s} should be suppressed.

First, we review the constraint on the CEDM of the strange quark. For the detail, see Ref. [8]. The effective Hamiltonian for the CEDM for quarks is given by

$$H = \sum_{q=u,d,s} d_q^C \frac{i}{2} g_s \bar{q} \mathbf{T}^A \gamma_5 q \mathbf{G}^A : \quad (1)$$

It is known that the CEDMs of the light quarks generate the T-odd nuclear force, $NNN \rightarrow {}^0_1\text{N}^0$, via the T-odd interaction of 0_1 and 0_1 to nucleons. For the EDM of ^{199}Hg ,

the EDMs of the constituent nucleons are electrically screened and the dominant contribution comes from the T-odd nuclear force [9]. Now the CEDM of the light quarks are strongly constrained by measurement of the EDM of ^{199}Hg atom as [7]

$$e\bar{p}d_q^C - d_u^C - 0.012d_s^C \leq 7 \times 10^{-27} \text{e cm}; \quad (2)$$

based on the QCD sum rule calculation in Ref. [8]. The coefficient for the CEDM of the strange quark is suppressed compared with those for CEDM of the down and up quarks, d_u^C and d_d^C , due to the heavier mass and the smaller T-even coupling than those of pion. From Eq. (2),

$$e\bar{p}d_s^C \leq 5.8 \times 10^{-25} \text{e cm}; \quad (3)$$

if d_u^C and d_d^C are negligible. In this paper we use this constraint on d_s^C . In the theoretical estimate of Eq. (2), the uncertainty from the nuclear dynamics is dominant, and it might be large. The neutron EDM may also lead to the constraint on d_s^C comparable to Eq. (3) though it depends on the calculation [10]. Also, the authors in Ref. [11] show from the QCD sum rule that the Peccei-Quinn symmetry suppresses the contribution of d_s^C to the neutron EDM. Thus, we do not use the constraint from the neutron EDM in this paper.

In the SUSY models, when the left-handed and right-handed squarks have mixings between the second and third generations, the CEDM of the strange quark is generated by a diagram in Fig. 1(a), and it is enhanced by $m_b = m_s$. Using the mass insertion technique, d_s^C is given as

$$d_s^C = -c \frac{m_g}{4 m_q^2} \frac{1}{3} N_1(x) - 3 N_2(x) \text{Im} \left(\begin{smallmatrix} (d) \\ LL \end{smallmatrix} \right)_{23} \begin{smallmatrix} (d) \\ LR \end{smallmatrix} \right)_{33} \begin{smallmatrix} (d) \\ RR \end{smallmatrix} \right)_{32}; \quad (4)$$

where m_g and m_q^2 are the gluino and averaged squark masses and c is the QCD correction. We take $c = 3.3$. The functions N_i are given as

$$N_1(x) = \frac{3 + 44x - 36x^2 - 12x^3 + x^4 + 12x(2 + 3x) \log x}{(x-1)^6}; \quad (5)$$

$$N_2(x) = 2 \frac{10 + 9x - 18x^2 - x^3 + 3(1 + 6x + 3x^2) \log x}{(x-1)^6}; \quad (6)$$

The mass insertion parameters $\begin{smallmatrix} (d) \\ LL \end{smallmatrix} \right)_{23}$, $\begin{smallmatrix} (d) \\ RR \end{smallmatrix} \right)_{32}$, and $\begin{smallmatrix} (d) \\ LR \end{smallmatrix} \right)_{33}$ are given by

$$\begin{smallmatrix} (d) \\ LL \end{smallmatrix} \right)_{23} = \frac{m_{\tilde{d}_L}^2}{m_q^2}; \quad \begin{smallmatrix} (d) \\ RR \end{smallmatrix} \right)_{32} = \frac{m_{\tilde{d}_R}^2}{m_q^2}; \quad \begin{smallmatrix} (d) \\ LR \end{smallmatrix} \right)_{33} = \frac{m_b (A_b \tan \beta)}{m_q^2}; \quad (7)$$

where $(m_{\tilde{d}_{L(R)}}^2)$ is the left-handed (right-handed) squark mass matrix. In the typical SUSY models, $(\tilde{d}_{LL}^{(d)})_{23}$ is $O(10^{-2})$. From this formula, d_s^C is estimated in a limit of $x \rightarrow 1$ as

$$ed_s^C = ec \frac{s m_q}{4 m_q^2} \frac{11}{30} \text{Im} \left[(\tilde{d}_{LL}^{(d)})_{23} (\tilde{d}_{LR}^{(d)})_{33} (\tilde{d}_{RR}^{(d)})_{32} \right] \quad (8)$$

$$= 4.0 \times 10^{-23} \sin \theta_{cm} \frac{m_q}{500 \text{ GeV}} \left[\frac{(\tilde{d}_{LL}^{(d)})_{23}}{0.04} \frac{(\tilde{d}_{RR}^{(d)})_{32}}{0.04} \frac{\tan \beta}{5000 \text{ GeV}} \right] \quad (9)$$

where $\theta_{cm} = \arg[(\tilde{d}_{LL}^{(d)})_{23} (\tilde{d}_{LR}^{(d)})_{33} (\tilde{d}_{RR}^{(d)})_{32}]$. Here, we neglect the contribution proportional to A_b since it is subdominant. From this formula, it is obvious that the right-handed squark mixing or the CP violating phase should be suppressed. For example, for $m_q = 500 \text{ GeV}$, $\tan \beta = 5000 \text{ GeV}$, and $(\tilde{d}_{LL}^{(d)})_{23} = 0.04$,

$$|\sin \theta_{cm} (\tilde{d}_{RR}^{(d)})_{32}| < 5.8 \times 10^{-4}. \quad (10)$$

In Ref. [12] the neutron EDM is discussed in the SUSY SO(10) GUT, in which the left-handed and right-handed squark mixings are induced. They show that the EDM of the down quark is enhanced by $m_b = m_d$ due to the diagram similar to Fig. 1 (a).

Now, let us discuss the correlation between d_s^C and S_{K_s} in the SUSY models with the right-handed squark mixing. As mentioned above, the right-handed bottom and strange squark mixing may lead to the sizable deviation of S_{K_s} from the SM prediction by the gluon penguin diagram. The box diagrams induced by the right-handed squark mixing also contribute to S_{K_s} , however, they tend to be subdominant and do not derive the large deviation of S_{K_s} from the SM prediction. Thus, we neglect the box contribution in this paper for simplicity. The effective operator inducing the gluon penguin diagram by the right-handed squark mixing is

$$H = C_8^R \frac{g_s}{8} m_b \bar{s}_R T^A b_L G^A : \quad (11)$$

When the right-handed squarks have the mixing, the dominant contribution to C_8^R is supplied by a diagram with the double mass insertion of $(\tilde{d}_{RR}^{(d)})_{32}$ and $(\tilde{d}_{RL}^{(d)})_{33}$ (Fig. 1 (b)). Especially, it is significant when $\tan \beta$ is large. The contribution of Fig. 1 (b) to C_8^R is given as

$$C_8^R = \frac{s m_q}{m_q^2 m_b} (\tilde{d}_{LR}^{(d)})_{33} (\tilde{d}_{RR}^{(d)})_{32} \left(\frac{1}{3} M_1(x) - 3 M_2(x) \right) \quad (12)$$

up to the QCD correction. Here,

$$M_1(x) = \frac{1 + 9x - 9x^2 - x^3 + (6x + 6x^2) \log x}{(x-1)^5}; \quad (13)$$

$$M_2(x) = \frac{3 - 3x^2 + (1 + 4x + x^2) \log x}{2(x-1)^5}. \quad (14)$$

In a limit of $x \rightarrow 1$, C_8^R is reduced to

$$C_8^R = \frac{7}{30m_b m_q} \langle \chi_{LR}^{(d)} \rangle_{33} \langle \chi_{RR}^{(d)} \rangle_{32}; \quad (15)$$

Comparing Eq. (8) and Eq. (15), we find a strong correlation between d_s^C and C_8^R as

$$d_s^C = \frac{m_b}{4} \frac{11}{2} \frac{1}{7} \text{Im} \langle \chi_{LL}^{(d)} \rangle_{23} C_8^R \quad (16)$$

up to the QCD correction. The coefficient $11/7$ in Eq. (16) changes from 3 to 1 for $0 < x < 1$.

In Fig. 2, we show the correlation between d_s^C and S_{K_s} assuming a relation $d_s^C = m_b/(4^2) \text{Im} [\langle \chi_{LL}^{(d)} \rangle_{23} C_8^R]$ up to the QCD correction. Here, we take $\langle \chi_{LL}^{(d)} \rangle_{23} = 0.04$, $\arg[C_8^R] = -2$ and $|\langle \chi_{RR}^{(d)} \rangle_{32}|$ corresponding to $10^{-5} < |\langle \chi_{RR}^{(d)} \rangle_{32}| < 0.5$. The matrix element of chromomagnetic moment in $B \rightarrow K_s$ is

$$\langle K_s | \bar{s} \gamma_\mu \frac{g_s}{2} m_b (s_i T_{ij}^a P_R b_j) G^a \bar{B}_d | 0 \rangle = \frac{4}{9} s \langle P_B \rangle f m^2 F_+ (m^2); \quad (17)$$

and $\langle P_B \rangle = 1.1$ in the heavy-quark effective theory [6]. Since m may suffer from the large hadron uncertainty, we take $\langle P_B \rangle = 1$ and 2 . From this figure, it is found that the deviation of S_{K_s} from the SM prediction due to the gluon penguin contribution should be tiny when the constraint on d_s^C in Eq. (3) is applied. If we loosen the CEDM constraint by a factor of 100 or more, the large deviation of S_{K_s} by the gluon penguin diagram with the right-handed squark mixing is possible.

We ignored the constraint from $b \rightarrow s$ in Fig. 2. If $\langle \chi_{RR}^{(d)} \rangle_{23} \neq 0$ (1), the contribution may not be negligible. When the gluino penguin diagrams proportional to $\langle \chi_{RR}^{(d)} \rangle_{23}$ are dominant, $\text{Br}(B \rightarrow X_s)$ is approximately given as

$$\text{Br}(B \rightarrow X_s) = 7.0 \times 10^{-6} \frac{\tan^2 \beta}{5000 \text{ GeV}} \frac{m_q}{500 \text{ GeV}} \left(\frac{\langle \chi_{RR}^{(d)} \rangle_{23}}{0.04} \right)^2 \quad (18)$$

for large \tan^{-1} . Here, we ignore the SM and other SUSY contributions for simplicity. Imposing that the SUSY contribution in Eq.(18) does not exceed the central value of the experimental branching ratio, $\text{Br}(B \rightarrow X_s) = (3.3 \pm 0.4) \times 10^{-4}$ [14], we can put the experimental bound on $(\kappa_{RR}^{(d)})_{23}$ as

$$(\kappa_{RR}^{(d)})_{23} < 0.27 \frac{\tan^{-1}}{5000 \text{ GeV}} \frac{m_q^2}{500 \text{ GeV}}; \quad (19)$$

and then, $S_{K_s} > (0.2 \pm 0.3) \pm (0.3 \pm 0.4)$ for $\beta = 1(2)$. While this estimate of the bound on $(\kappa_{RR}^{(d)})_{23}$ is a little rough, it is obvious that the constraint from the CEDM of the strange quark is much stronger than it.

Here, we notice that the above analysis of the CEDM of the strange quark and S_{K_s} is changed if the strange quark mass, m_s , is radiatively induced by the one-loop SUSY diagrams and the tree-level contribution is subdominant. This is because we have to perform a chiral rotation of the strange quark to make the mass term canonical when the induced mass has a phase. However, the $\text{Br}(B \rightarrow X_s)$ constraint implies that the radiative contribution to m_s should be suppressed. When both the left-handed and right-handed squarks have mixings, the dominant SUSY contribution to m_s comes from Fig. 3 and it is given as

$$m_s \approx 3 \text{ MeV} \left[\frac{(\kappa_{LL}^{(d)})_{23}}{0.04} A \pm \frac{(\kappa_{RR}^{(d)})_{32}}{0.04} A \right] \frac{m_g}{m_{\tilde{g}}^2} \frac{\tan^{-1}}{50} \frac{m_b}{5 \text{ GeV}} \frac{f(x)}{1-3}; \quad (20)$$

where $f(x) = (2 + 3x - 6x^2 + x^3 + 6x \log x)/6 = (1-x)^4$. Thus, when the left-handed squark mixing is determined by the KM matrix as $(\kappa_{LL}^{(d)})_{23} \approx 0.04$, the one-loop correction to m_s cannot dominate over the tree level due to the $\text{Br}(B \rightarrow X_s)$ constraint in Eq. (19). There is the logical possibility that there is some cancellation between the contributions to $\text{Br}(B \rightarrow X_s)$, in which case the contribution to the strange quark mass may not be small. Even in such a case, the effects on S_{K_s} is still small. The reason is that the quark mass matrix must be re-diagonalized, and the rotation of the right-handed strange quark can remove the contributions to S_{K_s} .

Now we showed the strong constraint on S_{K_s} from d_s^C in a case that the right-handed bottom and strange squarks have a mixing. Let us show the loopholes in this argument.

¹This equation is derived from the formula in Ref. [13].

First, d_s^C is induced by both the left-handed and right-handed squark mixings between the second and third generations. Thus, if the left-handed squark mixing $(\delta_{LL}^{(d)})_{23}$ is smaller than 10^{-4} , the constraint from the CEDM of the strange quark is not significant. Also, if the left-handed strange squark is heavier than the other squarks, the d_s^C is suppressed while S_{K_S} is not changed. Second, we neglect the CEDM contribution to the EDM of ^{199}Hg atom from the up and down quarks since it depends on the detail of the model. Thus, it might be possible that the combination $d_d^C - d_u^C - 0.012d_s^C$ is accidentally canceled below the experimental bound. Third, the estimate for the EDM of ^{199}Hg atom might have large uncertainty due to the hadron and nuclear dynamics. Also, if ϵ in Eq. (17) is extremely large, the sizable deviation of S_{K_S} might be possible. Fourth, the large left-handed squark mixing may supply the large gluon penguin contribution to S_{K_S} even if the right-handed squark mixing is suppressed. However, in that case, $b \rightarrow s$ constraint is strong, and the cancellation among the SUSY diagrams in $b \rightarrow s$ is required.

Finally, we discuss about the constraint from the EDM of ^{199}Hg in the SUSY SU(5) GUT with the right-handed neutrinos. In the model the tau neutrino Yukawa coupling induces the right-handed down-type squark mixing between the second and third generations radiatively as

$$(\delta_{dR}^2)_{32} \simeq -\frac{2}{(4\pi)^2} e^{i(\varphi_{d_2} - \varphi_{d_3})} U_{33} U_{23}^* \frac{m_\tau M}{h^2 M_{\text{H}_2}^2} (3m_0^2 + A_0^2) \log \frac{M_G}{M_{\text{GUT}}}; \quad (21)$$

and the mixing is enhanced by the large angle of the atmospheric neutrino. Here, we assume for simplicity that the right-handed neutrino mass matrix is diagonal. m_τ and M_τ are the left-handed and right-handed tau neutrino masses, U is the MNS matrix, and M_G and M_{GUT} are the reduced Planck mass and GUT scale. The CP violating phase $e^{i(\varphi_{d_2} - \varphi_{d_3})}$ is inherent in the SUSY SU(5) GUT [4]. Since the phase of $U_{33} U_{23}^*$ is suppressed due to the small U_{13} , the phase of $(\delta_{dR}^2)_{32}$ comes from the GUT inherent one dominantly. $(\delta_{dR}^2)_{32}$, and then d_s^C , are proportional to M_τ . From Eq. (21),

$$(\delta_{dR}^{(d)})_{32} \simeq \frac{1}{5} \frac{10^{-3}}{10^{-2} \text{eV}} e^{i(\varphi_{d_2} - \varphi_{d_3})} \frac{m_\tau}{10^{13} \text{GeV}} \frac{M_\tau}{10^{13} \text{GeV}} \frac{U_{33} U_{23}^*}{1=2} \frac{3m_0^2 + A_0^2}{3m_q^2}; \quad (22)$$

The CEDM of the strange quark is larger than the experimental bound when M_τ is larger than about 10^{12-13}GeV and $(\varphi_{d_2} - \varphi_{d_3})$ is of the order of 1. This means that the

measurement of the EDM of ^{199}Hg atom is very sensitive to the right-handed neutrino sector in the $\text{SUSY SU}(5)$ GUT. The current experimental bound on the EDM of ^{199}Hg atom is determined by the statistics, and the further improvement is expected [7].

Acknowledgment

We thank Prof. M. Urayama for useful discussion about a case that the strange quark mass is induced radiatively. This work is supported in part by the Grant-in-Aid for Science Research, Ministry of Education, Science and Culture, Japan (No.15540255, No.13135207 and No.14046225 for JH).

References

- [1] Y. Grossman and M. P. Worah, Phys. Lett. B 395 (1997) 241; R. Barbieri and A. Strumia, Nucl. Phys. B 508 (1997) 3.
- [2] K. Abe [Belle Collaboration], arXiv:hep-ex/0308035.
- [3] For the latest result, see <http://www-public.slac.stanford.edu/babar/>.
- [4] T. Mori, Phys. Lett. B 493 (2000) 366.
- [5] T. Goto, Y. Okada, Y. Shimizu, T. Shindou and M. Tanaka, Phys. Rev. D 66 (2002) 035009; M. B. Causse, arXiv:hep-ph/0207070; D. Chang, A. Masiero and H. Murayama, Phys. Rev. D 67, 075013 (2003); G. L. Kane, P. Ko, H. b. Wang, C. Kolda, J. h. Park and L. T. Wang, Phys. Rev. Lett. 90, 141803 (2003); S. Khalil and E. Kou, Phys. Rev. D 67, 055009 (2003); M. Ciuchini, E. Franco, A. Masiero and L. Silvestrini, Phys. Rev. D 67, 075016 (2003); S. Baek, Phys. Rev. D 67, 096004 (2003); J. Hisano and Y. Shimizu, Phys. Lett. B 565, 183 (2003); T. Goto, Y. Okada, Y. Shimizu, T. Shindou and M. Tanaka, arXiv:hep-ph/0306093; K. Agashe and C. D. Carone, arXiv:hep-ph/0304229.
- [6] R. Hamik, D. T. Larson, H. Murayama and A. Pierce, arXiv:hep-ph/0212180.
- [7] M. V. Romalis, W. C. Griffith and E. N. Fortson, Phys. Rev. Lett. 86, 2505 (2001).
- [8] T. Falk, K. A. Olive, M. Pospelov and R. Roiban, Nucl. Phys. B 560, 3 (1999).
- [9] V. V. Flambaum, I. B. Khriplovich and O. P. Sushkov, Sov. Phys. JETP 60, 873 (1984).
- [10] See the discussion and the references in [8].
- [11] M. Pospelov and A. Ritz, Phys. Rev. D 63, 073015 (2001).
- [12] R. Barbieri, L. J. Hall and A. Strumia, Nucl. Phys. B 449, 437 (1995).
- [13] F. Abbiani, E. Gabrielli, A. Masiero and L. Silvestrini, Nucl. Phys. B 477 (1996) 321.
- [14] K. Hagiwara et al. [Particle Data Group Collaboration], Phys. Rev. D 66 (2002) 010001.

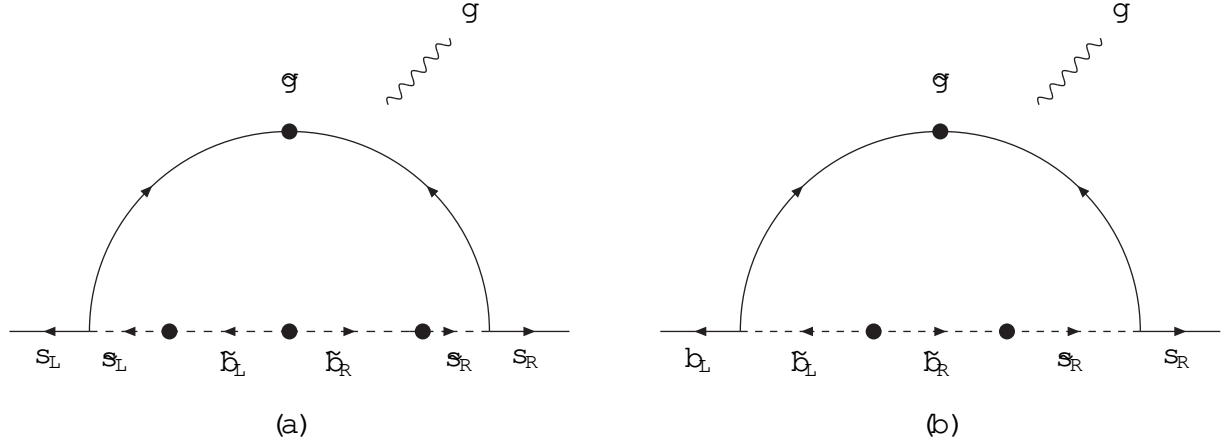


Figure 1: a) The dominant diagram contributing to the CEDM of the strange quark when both the left-handed and right-handed squarks have mixings. b) The dominant SUSY diagram contributing to the CP asymmetry in $B \rightarrow K_s$ when the right-handed squarks have a mixing.

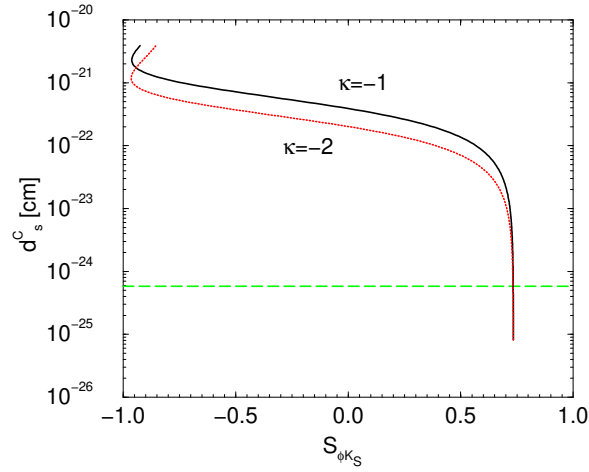


Figure 2: The correlation between d_s^C and $S_{\phi K_S}$ assuming $d_s^C = m_b (4^{-2}) \text{Im}[(^{(d)}_{LL})_{23} C_8^R]$. Here, $(^{(d)}_{LL})_{23} = 0.04$ and $\arg[C_8^R] = -2$. comes from the matrix element of chromomagnetic moment in $B \rightarrow K_s$. The dashed line is the upperbound on d_s^C from the EDM of ^{199}Hg atom.

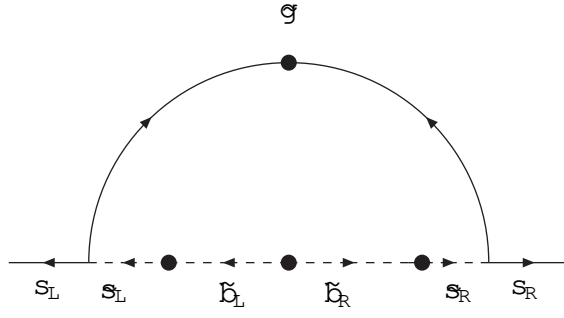


Figure 3: The dominant SUSY contribution to the strange quark mass when both the left-handed and right-handed squarks have mixings.