

Gaussian Sum-Rule Analysis of Scalar Gluonium and Quark Mesons

T.G. Steele

Department of Physics & Engineering Physics, University of Saskatchewan
Saskatoon, SK S7N 5E2, Canada

D. Hamett

Department of Physics, University College of the Fraser Valley
Abbotsford, BC V2S 7M8, Canada

G. Orlandini

Dipartimento di Fisica and INFN Gruppo Collegato di Trento
Universita di Trento, I-38050 Povo, Italy

March 24, 2024

Abstract

Gaussian sum-rules, which are related to a two-parameter Gaussian-weighted integral of a hadronic spectral function, are able to examine the possibility that more than one resonance makes a significant contribution to the spectral function. The Gaussian sum-rules, including instanton effects, for scalar gluonic and non-strange scalar quark currents clearly indicate a distribution of the resonance strength in their respective spectral functions. Furthermore, analysis of a two narrow resonance model leads to excellent agreement between theory and phenomenology in both channels. The scalar quark and gluonic sum-rules are remarkably consistent in their prediction of masses of approximately 1 GeV and 1.4 GeV within this model. Such a similarity would be expected from hadronic states which are mixtures of gluonium and quark mesons.

1 Introduction

The multitude of scalar hadronic states with masses above 1 GeV [1] is frequently noted as evidence that a qq nonet is insufficient to accommodate these states, as would be expected from the existence of a (scalar) gluonium state. Gaussian QCD sum-rules have been shown to be sensitive to the hadronic spectral function over a broad energy range, and analysis techniques have been developed to exploit this dependence to determine how resonance strength is distributed in the spectral function [2, 3, 4]. Thus Gaussian sum-rules provide a valuable technique for determining how the quark and gluonium content is distributed amongst scalar hadronic states.

The simplest Gaussian sum-rule (GSR) has the form [5]

$$G_0(s; t_0) = \frac{1}{4} \int_{t_0}^{\infty} \exp \left[-\frac{(t-s)^2}{4} \right] \frac{1}{t} \rho(t) dt; \quad s > 0 \quad (1)$$

and relates the QCD prediction $G_0(s; t_0)$ to an integral of its associated hadronic spectral function $\rho(t)$. The smearing of the spectral function by the Gaussian kernel peaked at $t = s$ through the (approximate) region $s - 2\sqrt{s} < t < s + 2\sqrt{s}$ provides a clear conceptual implementation of quark-hadron duality. The width of this duality interval is constrained by QCD since renormalization-group improvement of the QCD (left-hand) side of (1) results in identifying the renormalization scale through $\sqrt{s} = \sqrt{s_0}$ [2, 5]; therefore it is not possible to achieve the formal $\lim_{s \rightarrow 0}$ where complete knowledge of the spectral function could be obtained through

$$\lim_{s \rightarrow 0} G_0(s; t_0) = \frac{1}{4} \rho(s); \quad s > t_0: \quad (2)$$

The variable \hat{s} in (1), on the other hand, is unconstrained by QCD, and so the \hat{s} dependence of $G_0(\hat{s}; \mu)$ can be used to probe the behaviour of the smeared spectral function, and hence the essential features of $\rho(t)$.

An interesting feature of the GSR (1) is its ability to study excited and ground states with similar sensitivity. For example, as \hat{s} passes through t values corresponding to resonance peaks, the Gaussian kernel reaches its maximum value. Thus any features of the spectral function strong enough to be isolated from the continuum will be revealed through the GSR. In this regard, GSRs should be contrasted with Laplace sum-rules

$$R^{-2} = \frac{1}{t_0} \exp\left(-\frac{t}{2}\right) \rho(t) dt; \quad (3)$$

which exponentially suppress excited states in comparison to the ground state.

In what follows, the original formulation of GSRs [5] will be reviewed along with corresponding GSR analysis techniques [2, 3]. A GSR moments analysis for scalar gluonic and quark correlation functions will be presented in order to demonstrate that the associated spectral functions have a distribution of resonance strength. In addition, mass and relative coupling predictions specific to a double narrow resonance model will be determined [2, 3]. The major emphasis of this paper is to highlight the remarkable consistency between GSR mass predictions extracted from the scalar gluonic channel and from the scalar-isoscalar quark channel, a result indicative of the existence of hadronic states which are mixtures of quark mesons and gluonium.

2 Formulation and Analysis Techniques for Gaussian Sum-Rules

Gaussian sum-rules are based on QCD correlation functions of renormalization-group invariant composite operators $J(x)$

$$Q^2 = i \int d^4x e^{iq \cdot x} \langle T [J(x) J(0)] \rangle; \quad Q^2 = q^2 \quad (4)$$

which, in turn, satisfy dispersion relations appropriate to the asymptotic form of the correlator in question. For example, the scalar gluonic correlation function Q^2 (see (24) and (25)) satisfies the following dispersion relation with three subtraction constants

$$Q^2(t) - Q^2(0) - \frac{1}{2} Q^4(0) = \frac{Q^6}{2} \int_{t_0}^{\infty} \frac{\rho(t)}{t^3 (t + Q^2)} dt; \quad (5)$$

In general, the quantity $\rho(t)$ is the spectral function appropriate to the quantum numbers of the given current, and it should be noted that in certain situations (such as the scalar gluonic correlation function) the subtraction constant $Q^4(0)$ is determined by a low-energy theorem [6] (see (29)). Undetermined dispersion-relation constants and old-theoretical divergences are eliminated through the GSR [3]¹

$$G_k(\hat{s}; \mu) = \frac{1}{-B} \frac{(\hat{s} + i)^k - (\hat{s} - i)^k - (\hat{s} - i)^k + (\hat{s} + i)^k}{i} \quad (6)$$

where $k = 1; 0; 1; \dots$ and where the Borel transform B is defined by

$$B = \lim_{\substack{N \rightarrow \infty \\ \hat{s} \rightarrow \frac{N}{2} \\ \mu \rightarrow \frac{1}{4}}} \frac{(\hat{s}^2)^N}{(N)!} \frac{d}{d\hat{s}^2} : \quad (7)$$

The dispersion relation (5) in conjunction with definition (6) together yield the following family of GSRs

$$G_k(\hat{s}; \mu) + k \frac{1}{4} \exp\left(-\frac{\hat{s}^2}{4}\right) Q^4(0) = \frac{1}{4} \int_{t_0}^{\infty} t^k \exp\left(-\frac{(\hat{s} - t)^2}{4}\right) \frac{1}{t} \rho(t) dt \quad (8)$$

¹This definition is a natural generalization of that given in [5]. To recover the original GSR, we simply let $k = 0$ in (6).

where the identity

$$B \frac{1}{s^2 + a} = \frac{1}{4} \exp \frac{a}{4} \quad ; \quad n = 0; 1; 2; \dots \quad (9)$$

has been used to simplify the phenomenological (right-hand) side of (8) as well as the term on the QCD side proportional to (0). Evidently the $k = 1$ sum-rule can only be defined in cases where there exists an appropriate low-energy theorem. Calculation of $G_k(s; \epsilon)$ is achieved through an identity relating (7) to the inverse Laplace transform [5]

$$B[f(s^2)] = \frac{1}{4} L^{-1}[f(s^2)] \quad (10)$$

where, in our notation,

$$L^{-1}[f(s^2)] = \frac{1}{2\pi i} \int_{a-i\infty}^{a+i\infty} f(s^2) \exp \frac{z}{4} ds^2 \quad (11)$$

with a chosen such that all singularities of f lie to the left of a in the complex s^2 -plane. Through a simple change of variables, the calculation of the GSR reduces to [3]

$$G_k(s; \epsilon) = \frac{1}{4} \frac{1}{2\pi i} \int_{\gamma_1 + \gamma_2} (w)^k \exp \frac{(s+w)^2}{4} (w) dw \quad (12)$$

which, by suitably deforming the complex contours γ_1 and γ_2 , can be recast in the form

$$G_k(s; \epsilon) = \frac{1}{4} \frac{1}{2\pi i} \int_{\gamma_c + \gamma_\epsilon} (w)^k \exp \frac{(s+w)^2}{4} (w) dw \quad (13)$$

where the trajectories γ_1 , γ_2 , γ_c , and γ_ϵ are all depicted in Figure 1. Further simplification of (13) requires a specific correlator i.e. (24) or (27).

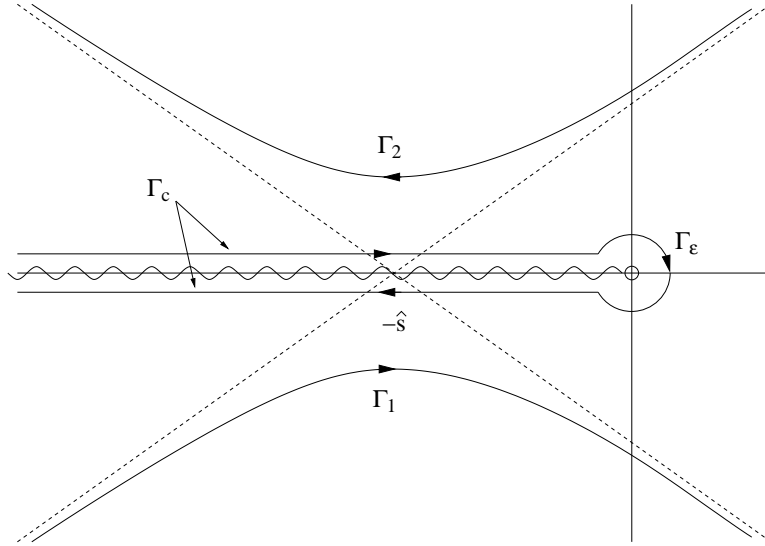


Figure 1: Contours of integration $\gamma_1 + \gamma_2$ and $\gamma_c + \gamma_\epsilon$ defining the Gaussian sum-rule (see (12) and (13) respectively). The wavy line on the negative real axis denotes the branch cut of (w) .

Next, we impose a fairly general resonance(s) plus continuum model

$$\Gamma(t) = \Gamma^{\text{had}}(t) + \Theta(t - s_0) \text{Im} \Gamma^{\text{QCD}}(t) \quad (14)$$

where s_0 represents the onset of the QCD continuum. The continuum contribution of (14) to the right-hand side of (8) is

$$G_k^{\text{cont}}(\hat{s}; s_0) = \frac{1}{4} \int_{s_0}^{\infty} t^k \exp \left(-\frac{(\hat{s} - t)^2}{4} \right) \text{Im} \Gamma^{\text{QCD}}(t) dt; \quad (15)$$

and is combined with $G_k(\hat{s}; s_0)$ to obtain the total QCD contribution

$$G_k^{\text{QCD}}(\hat{s}; s_0) = G_k(\hat{s}; s_0) + G_k^{\text{cont}}(\hat{s}; s_0); \quad (16)$$

resulting in the final relation between the QCD and hadronic sides of the GSRs

$$G_k^{\text{QCD}}(\hat{s}; s_0) + \frac{1}{4} \int_{s_0}^{\infty} t^k \exp \left(-\frac{(\hat{s} - t)^2}{4} \right) \text{Im} \Gamma^{\text{had}}(t) dt = \frac{1}{4} \int_{t_0}^{\infty} t^k \exp \left(-\frac{(\hat{s} - t)^2}{4} \right) \text{Im} \Gamma^{\text{had}}(t) dt; \quad (17)$$

Original studies involving the GSRs exploited the dispersion equation

$$\frac{\partial^2 G_0(\hat{s}; s_0)}{\partial \hat{s}^2} = \frac{\partial G_0(\hat{s}; s_0)}{\partial \hat{s}} \quad (18)$$

which follows from (8) for $k = 0$. In particular, when $\Gamma^{\text{had}}(t)$ (see (14)) is evolved through the dispersion equation (18), it only reproduces the QCD prediction at large energies (\hat{s} large) if the resonance and continuum contributions are balanced through the $k = 0$ member of the finite-energy sum-rule family [5]

$$F_k(s_0) = \frac{1}{4} \int_{t_0}^{\infty} t^k \Gamma^{\text{had}}(t) dt; \quad (19)$$

An additional connection between the finite-energy sum-rules (19) and the GSRs can be found by integrating both sides of (17) with respect to \hat{s} to obtain

$$\int_{-\infty}^{\infty} G_k^{\text{QCD}}(\hat{s}; s_0) d\hat{s} + \frac{1}{4} \int_{t_0}^{\infty} t^k \Gamma^{\text{had}}(t) dt = \frac{1}{4} \int_{t_0}^{\infty} t^k \Gamma^{\text{had}}(t) dt; \quad (20)$$

indicating that the finite-energy sum-rules (19) are related to the normalization of the GSRs. Thus the information independent of the finite-energy sum-rule constraint following from the dispersion equation analysis [5] is contained in the normalized Gaussian sum-rules (NGSRs) [2]

$$N_k^{\text{QCD}}(\hat{s}; s_0) = \frac{G_k^{\text{QCD}}(\hat{s}; s_0) + \frac{1}{4} \int_{s_0}^{\infty} t^k \exp \left(-\frac{(\hat{s} - t)^2}{4} \right) \text{Im} \Gamma^{\text{had}}(t) dt}{M_{k,0}^{\text{QCD}}(s_0) + \frac{1}{4} \int_{t_0}^{\infty} t^k \Gamma^{\text{had}}(t) dt} \quad (21)$$

$$M_{k,n}(\hat{s}; s_0) = \int_{-\infty}^{\infty} \hat{s}^n G_k(\hat{s}; s_0) d\hat{s}; \quad n = 0; 1; 2; \dots; \quad (22)$$

which are related to the hadronic spectral function via

$$N_k^{\text{QCD}}(\hat{s}; s_0) = \frac{\frac{1}{4} \int_{t_0}^{\infty} t^k \exp \left(-\frac{(\hat{s} - t)^2}{4} \right) \text{Im} \Gamma^{\text{had}}(t) dt}{\frac{1}{4} \int_{t_0}^{\infty} t^k \Gamma^{\text{had}}(t) dt}; \quad (23)$$

3 Gaussian Sum-Rules for Scalar Gluonic and Non-Strange Scalar Quark Currents

At leading order in the quark mass for n_f flavours, scalar hadronic states can either be probed through the correlation function of the (renormalization-group invariant) gluonic current

$$J_g = i \int_0^Z d^4x e^{iq \cdot x} \text{tr} [J_g(x) J_g(0)] \quad ; \quad Q^2 = -q^2 \quad (24)$$

$$J_g(x) = \frac{2}{0} () G^a(x) G^a(x) \quad (25)$$

where

$$() = \frac{2}{d} \frac{d}{d^2} - = 0 -^2 -^3 + :: \quad (26)$$

$$0 = \frac{11}{4} - \frac{1}{6} n_f ; \quad 1 = \frac{51}{8} - \frac{19}{24} n_f$$

or through the correlation function of $I = 0; 1$ (non-strange) quark currents

$$J_q = i \int_0^Z d^4x e^{iq \cdot x} \text{tr} [J_q(x) J_q(0)] \quad ; \quad Q^2 = -q^2 \quad (27)$$

$$J_q(x) = m_q \bar{u}(x) u(x) + (1) \bar{d}(x) d(x) = 2 : \quad (28)$$

The quark mass factor $m_q = (m_u + m_d)/2$ in (28) results in a renormalization-group invariant current. Although both the gluonic and ($I = 0$) quark correlation functions are probes of scalar hadronic states, those which have a more significant overlap with the gluonic current will predominate in (24), while those states which are dominantly of a quark nature are more significant in (27). A mixed state with substantial gluonic and quark components (i.e. a state that overlaps with both the gluonic and quark currents) should self-consistently appear in an analysis of both correlation functions. In particular, prediction of mass-degenerate states from the QCD sum-rule analysis associated with these two correlation functions is evidence for interpretation as a mixed state.

In the scalar gluonic channel, the low-energy theorem (LET) [6]

$$J_g(0) = \lim_{Q^2 \rightarrow 0} J_g(Q^2) = \frac{8}{0} \text{tr} J_g \quad (29)$$

allows construction of the $k = 1$ GSR. The significance of instanton contributions in the overall consistency of the LET-sensitive $k = 1$ sum-rule and the LET-insensitive $k = 0$ sum-rules was first demonstrated for Laplace sum-rules [7, 8]. A similar consistency is observed for the Gaussian sum-rules, but theoretical uncertainties are better controlled in the $k = 0$ GSR [3], and hence this paper will focus on the $k = 0$ GSRs for both the quark and gluonic channels.

The QCD correlation functions (24) and (27) contain perturbative, condensate, and instanton contributions. For the scalar gluonic case, substituting (24) into (13) and performing the relevant integrals yields the QCD prediction $G_0^{(g)}(s; s_0)$ for the $k = 0$ GSR to leading order in the quark mass

$$G_0^{(g)}(s; s_0) = \frac{1}{4} \int_0^{Z^0} t^2 \exp \frac{(s-t)^2}{4} (a_0 - 2a_2) + 2a_1 \log \frac{t}{2} + 3a_2 \log^2 \frac{t}{2} dt$$

$$+ \frac{1}{4} \text{tr} J_g \int_0^{Z^0} \exp \frac{(s-t)^2}{4} dt + \frac{1}{4} \exp \frac{s^2}{4} c_0 \text{tr} \frac{d_0 s}{2} \text{tr} \frac{d_0 s}{2} \quad (30)$$

$$+ \frac{16}{4} n_c \int_0^{Z^0} t^2 \exp \frac{(s-t)^2}{4} J_2 \left(\frac{t}{2} \right) \left(\frac{t}{2} \right) dt :$$

The perturbative coefficients in (30) are given by

$$\begin{aligned} a_0 &= 2 - \frac{1}{2} + \frac{659}{36} - 247.480 - \frac{1}{2} \\ a_1 &= 2 - \frac{9}{4} + 65.781 - \frac{1}{4} ; \quad a_2 = 10.1250 - \frac{1}{4} \end{aligned} \quad (31)$$

as obtained from the three-loop $\overline{\text{MS}}$ calculation of the correlation function in the chiral limit of $n_f = 3$ flavours [9]. The condensate contributions in (30) involve next-to-leading order [10] contributions² from the dimension four gluon condensate $\langle hJ_g \rangle$ and leading order [11] contributions from gluonic condensates of dimension six and eight

$$\langle hO_6 \rangle = g f_{abc} G^a G^b G^c \quad (32)$$

$$\langle hO_8 \rangle = 14 f_{abc} G^a G^b G^c G^d G^e G^f \quad (33)$$

$$\begin{aligned} b_0 &= 4 - 1 + \frac{175}{36} - \frac{1}{2} ; \quad b_1 = 9 - \frac{1}{2} ; \\ c_0 &= 8 - \frac{1}{2} ; \quad d_0 = 8 - \frac{1}{2} : \end{aligned} \quad (34)$$

The remaining term in the GSR (30) represents instanton contributions obtained from single instanton and anti-instanton [12] (i.e. assuming that multi-instanton effects are negligible [13]) contributions to the scalar gluonic correlator [7, 8, 11, 14] within the liquid instanton model [15] parameterized by the instanton size and the instanton density n_c . The quantities J_2 and Y_2 are Bessel functions in the notation of [16].

As a result of renormalization-group scaling of the GSRs [2, 5], the coupling in the perturbative and condensate coefficients ((31) and (34)) is implicitly the running coupling at the scale $\mu^2 = \bar{\mu}^2$ for $n_f = 3$ in the $\overline{\text{MS}}$ scheme

$$\begin{aligned} \frac{(\bar{\mu}^2)}{(\mu_0^2)} &= \frac{1}{(\mu_0 L)^2} + \frac{1}{(\mu_0 L)^3} \left(\frac{1}{2} \log^2 L - \log L \right) + \frac{1}{2} \\ L &= \log \frac{\mu^2}{\mu_0^2} ; \quad \beta_0 = \frac{9}{4} ; \quad \beta_1 = 4 ; \quad \beta_2 = \frac{3863}{384} \end{aligned} \quad (35)$$

with $\mu_0 = 300 \text{ MeV}$ for three active flavours, consistent with current estimates of (\bar{M}) [1].

Analogous to the scalar gluonic case, substitution of (27) into (13) provides the QCD prediction of $G_0^{(q)}(\hat{s}; s_0)$ for the $I = 0; 1$ scalar quark currents. To leading order in the quark mass, we find [2]

$$\begin{aligned} G_0^{(q)}(\hat{s}; s_0) &= \frac{1}{4} \frac{3m_q^2}{16} \int_0^1 dt \exp \left(-\frac{(t-s)^2}{4} \right) \left(1 + \frac{17}{3} - 2t \log \frac{t}{2} \right) dt \\ &+ m_q^2 \exp \left(-\frac{s^2}{4} \right) \left(\frac{1}{2} \langle hC_4^s O_4^s \rangle + \frac{s}{4} \langle hC_6^s O_6^s \rangle \right) \\ &+ (1) \frac{3m_q^2}{8} \frac{1}{4} \int_0^1 dt \exp \left(-\frac{(t-s)^2}{4} \right) J_1 \left(\frac{p_-}{t} Y_1 \right) \frac{p_-}{t} dt : \end{aligned} \quad (36)$$

Again, renormalization-group invariance implies that both m_q and $\bar{\mu}^2$ are implicitly running quantities at the scale $\mu^2 = \bar{\mu}^2$ as given by (35) and the (two-loop, $n_f = 3, \overline{\text{MS}}$) expression

$$m_q^2 = \frac{\hat{m}_q}{\frac{1}{L} \frac{4}{9}} \left(1 + \frac{290}{729} \frac{1}{L} - \frac{256}{729} \frac{\log L}{L} \right) ; \quad L = \log \frac{\mu^2}{\mu_0^2} ; \quad (37)$$

²The calculation of next-to-leading contributions in [10] have been extended non-trivially to $n_f = 3$ from $n_f = 0$, and the operator basis has been changed from G^2 to hJ_g .

where \hat{m}_q is the renormalization-group invariant quark mass parameter. The perturbative contributions in (36) are the $n_f = 3$ two-loop results obtained from [17], and the instanton expressions are obtained from [18]. The condensate contributions are leading-order results obtained from [18], and are defined by the quantities

$$\langle \bar{q}q \rangle_s = \frac{3}{2} \lim_{q \rightarrow 0} \bar{q}q + \frac{1}{16} s G^2 \quad (38)$$

and

$$\langle \bar{q}q \rangle_s = \frac{1}{4} \left(\langle \bar{u}u \rangle + \langle \bar{d}d \rangle + \langle \bar{s}s \rangle \right) + \frac{1}{6} \langle \bar{q}q \rangle_s^* : \quad (39)$$

The vacuum saturation hypothesis [18] in the $SU(2)$ limit $\langle \bar{u}u \rangle = \langle \bar{d}d \rangle = \langle \bar{q}q \rangle$ provides a reference value for $\langle \bar{q}q \rangle_s$

$$\langle \bar{q}q \rangle_s = f_{vs} \frac{88}{27} \langle \bar{q}q \rangle^2 = f_{vs} 1.8 \cdot 10^{-4} \text{ GeV}^6 ; \quad (40)$$

where the quantity f_{vs} parameterizes deviations from vacuum saturation where $f_{vs} = 1$.

The GSRs (30) and (36) exhibit some interesting qualitative features. For example, the condensate contributions decay exponentially with the Gaussian peak-position s , emphasizing that these contributions have a low-energy origin. Also, the explicit factor of I appearing in the instanton contributions in the quark scalar channel are a non-perturbative source of isospin symmetry-breaking.

Before proceeding with an analysis of the GSRs, the QCD input parameters must be specified. We assume that $\langle \bar{q}q \rangle = \langle \bar{q}q \rangle_s$ and then employ the (central) value from [19]

$$\langle \bar{q}q \rangle = \langle \bar{q}q \rangle_s = (0.07 - 0.01) \text{ GeV}^3 : \quad (41)$$

The dimension six gluon condensate (32) can be related to this value of $\langle \bar{q}q \rangle_s$ using instanton techniques (see [11, 18])

$$\langle \bar{q}q \rangle_s = (0.27 \text{ GeV}^2) \langle \bar{q}q \rangle_s : \quad (42)$$

Further, by invoking vacuum saturation in conjunction with the heavy quark expansion, the authors of [20] have also related the dimension eight gluon condensate (33) to $\langle \bar{q}q \rangle_s$ through

$$\langle \bar{q}q \rangle_s = \frac{9}{16} \langle \bar{q}q \rangle_s^2 : \quad (43)$$

In addition, the dilute instanton liquid (DIL) model [15] parameters

$$n_c = 8.0 \cdot 10^{-4} \text{ GeV}^4 ; \quad \bar{\mu} = \frac{1}{0.6} \text{ GeV}^{-1} \quad (44)$$

will be employed. Finally, we use $f_{vs} = 1.5$ as a central value to accommodate the observed deviations from vacuum saturation in the dimension six quark condensates (40) [21]. Note that knowledge of the quark mass parameter is not needed for an analysis based on the normalized GSRs since \hat{m}_q provides a common prefactor in (36).

4 Analysis of the Gaussian Sum-Rules for Scalar Gluonic and Quark Currents

In the single narrow resonance model

$$\text{had}(t) = f^2 t^{-m^2} \quad (45)$$

the $k = 0$ NSR (23) becomes

$$N_0^{QCD}(s; s_0) = \frac{1}{4} \exp \left(-\frac{(s - m^2)^2}{4} \right) : \quad (46)$$

The prediction of the mass m is obtained by optimizing the parameter s_0 so that the left-hand side of (46) has a maximum as a function of \hat{s} (\hat{s} peak position) independent of τ as required by the properties of the right-hand side of (46) [2]. The τ -stable \hat{s} peak for this optimized s_0 then provides the prediction of the resonance mass m .

The integrity of this procedure has been demonstrated for the vector-isovector currents which probe the ρ meson, resulting in a predicted mass of 750 MeV and superb agreement between the phenomenological and QCD sides of the NGRS [2]. However, the same procedure applied to the scalar gluonic and scalar quark channels leads to significant disagreement between the two sides of the NGRS as illustrated in Figure 2 [2, 3].³ In both the scalar gluonic and scalar quark sum-rules, the single resonance model is larger than the theoretical contribution at the peak and underestimates the theoretical contribution in the tails. Since both the theoretical and phenomenological contributions are normalized, this implies that the QCD prediction is broader than the phenomenological model.

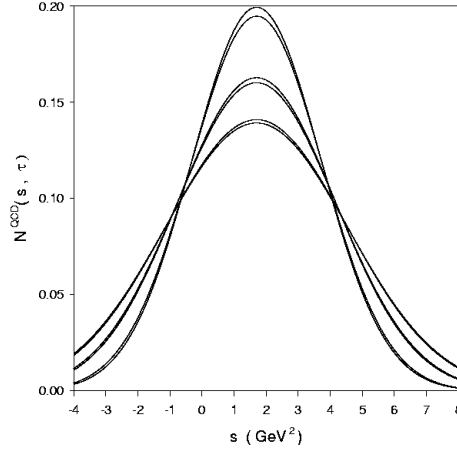


Figure 2: Comparison of the theoretical prediction for the normalized GSR $N_0^{(g)}(\hat{s}; s_0)$ with the single narrow resonance phenomenological model for the optimized value of the continuum s_0 . The values used for the three pairs of curves, from top to bottom in the figure, are respectively $\tau = 2.0 \text{ GeV}^4$, $\tau = 3.0 \text{ GeV}^4$, and $\tau = 4.0 \text{ GeV}^4$. A qualitatively similar agreement between the single narrow resonance model and the QCD prediction exists for the $I = 0; 1$ scalar quark channels.

The following second-order moment combination

$$2 \frac{M_{0;2}}{M_{0;0}} - \left(\frac{M_{0;1}}{M_{0;0}} \right)^2 \quad (47)$$

provides a quantitative measure of the width of the GSRs. In the single narrow resonance model we find $\langle \hat{s}^2 \rangle = 2$, and hence a significant deviation of the QCD prediction from this result indicates a failure of the phenomenological model to adequately describe a particular channel's hadronic content. Figure 3 illustrates that $\langle \hat{s}^2 \rangle > 2$, indicating that a phenomenological model with distributed resonance strength is necessary [2, 3].

A phenomenological model with two narrow resonances of mass m_1 and m_2 results in the NGRS

$$N_0(\hat{s}; s_0) = \frac{r_1}{4} \exp \left(-\frac{\hat{s} - m_1^2}{4} \right) + \frac{r_2}{4} \exp \left(-\frac{\hat{s} - m_2^2}{4} \right) \quad (48)$$

where $r_1 + r_2 = 1$ describes the relative strength of the two resonances contributing to the spectral function. In terms of the parameters $r; y; z$ defined by

$$r = r_1 - r_2; y = m_1^2 - m_2^2; z = m_1^2 + m_2^2; \quad (49)$$

³The τ -stability analysis of the \hat{s} peak is examined in the range 2 GeV^4 to 4 GeV^4 where the perturbative series is reasonably convergent while maintaining a Gaussian resolution of typical hadronic scales.

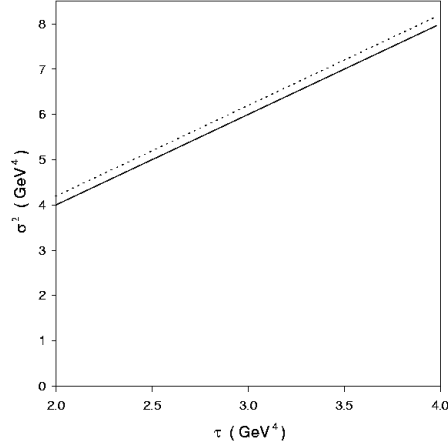


Figure 3: Plot of σ^2 for the theoretical prediction (dotted curve) for the scalar gluonic GSR compared with $\sigma^2 = 2$ for the single-resonance model (solid curve) using the optimized value of the continuum. A qualitatively similar result exists for the $I = 0; 1$ scalar quark channels.

the second-order moment combination (47) resulting from the left-hand side of (48)

$$\sigma^2 - 2 = \frac{1}{4} y^2 - 1 - r^2 > 0 \quad (50)$$

naturally results in a broader distribution than the single resonance model as suggested by the QCD result.

Analysis of the double narrow resonance model is substantially more complicated than the single narrow resonance case. In particular, the \hat{s} peak position (denoted by \hat{s}_{peak}) develops τ dependence which is well-described by [2]

$$\hat{s}_{\text{peak}}(\tau; s_0) = A + \frac{B}{\tau} + \frac{C}{\tau^2} \quad (51)$$

and hence s_0 is optimized to obtain the best description of this τ dependence. After optimization of s_0 , the parameters in the phenomenological model can be determined from the moment combinations

$$z = 2 \frac{M_{0;1}}{M_{0;0}} + \frac{A_2}{\tau^2} \quad (52)$$

$$y = \frac{\sqrt{A_2^2 + 4(\tau^2 - 2)^3}}{\tau^2 - 2} \quad (53)$$

$$r = \sqrt{\frac{A_2}{A_2^2 + 4(\tau^2 - 2)^3}} \quad (54)$$

where the third-order moment combination A_2 , representing the asymmetry of the distribution, is defined by

$$A_2 = \frac{M_{0;3}}{M_{0;0}} - 3 \frac{M_{0;2} M_{0;1}}{M_{0;0} M_{0;0}} + 2 \frac{M_{0;1}^3}{M_{0;0}^3} : \quad (55)$$

This procedure for optimizing s_0 and determining the resonance parameters has been confirmed by a more numerically-intensive multiparameter fit of s_0 and the resonance parameters [2, 22].

The resonance parameters resulting from this analysis shown in Table 1 [2, 3] illustrate a remarkably consistent scenario of a 1 GeV and a 1.4 GeV state coupled to both the gluonic and non-strange $I = 0$ quark currents, with the heavier state more strongly coupled to the gluonic operators. This consistency of the mass predictions in the

two channels is precisely what is expected for hadronic states which are mixtures of gluonium and quark mesons. The results in the $I = 1$ scalar quark channel support the interpretation of the $a_0(1450)$ as the lightest state with a dominant coupling to the scalar quark currents.

Sum Rule	m_1 (GeV)	m_2 (GeV)	r_1	r_2	s_0 (GeV ²)
gluonic	0.98	1.4	0.28	0.72	2.3
quark $I = 0$	0.97	1.4	0.63	0.37	2.6
quark $I = 1$	1.4	1.8	0.57	0.43	3.9

Table 1: Analysis results from scalar quark and gluonic Gaussian sum-rules in the double narrow resonance model.

The double narrow resonance model results in excellent agreement with QCD as illustrated in Figure 4. More complicated resonance models which extend the double narrow resonance model to introduce resonance widths do not improve the quantitative agreement with QCD exhibited in the figure.

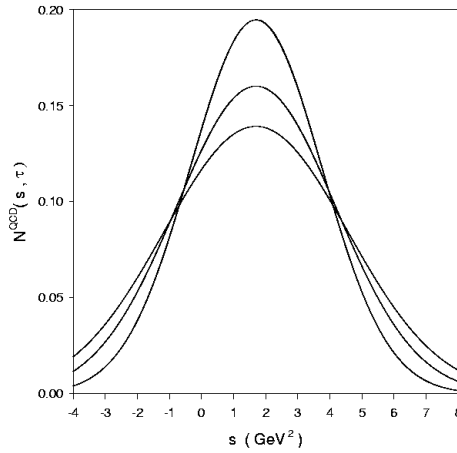


Figure 4: Comparison of the theoretical prediction $N_0^{(g)}(s; s_0)$ with the double narrow resonance phenomenological model using the parameters in Table 1. The values used for the three pairs of curves, from top to bottom in the figure, are respectively $s_0 = 2.0 \text{ GeV}^4$, $s_0 = 3.0 \text{ GeV}^4$, and $s_0 = 4.0 \text{ GeV}^4$. Note the almost perfect overlap between the theoretical prediction and the phenomenological models. A qualitatively similar agreement between the double narrow resonance model and the QCD prediction exists for the $I = 0; 1$ scalar quark channels.

In summary, analysis of the GSRs for the scalar gluonic and $I = 0$ non-strange quark scalar currents exhibit a remarkable similarity in their mass predictions within a double narrow resonance model, a result indicative of the existence of hadronic states which are mixtures of quark mesons and gluonium. Although the effect of QCD uncertainties arising from a 15% variation in the DIL parameters (44) and the $d = 4$ gluon condensate (41), as well as variations of the vacuum saturation parameter within the range $1 < f_{vs} < 2$ correspond to an uncertainty in the Table 1 mass parameters of approximately 0.2 GeV , we note that the mass splitting of 0.4 GeV between the states is remarkably stable [3]. This QCD evidence for mixed states with a mass splitting of 0.4 GeV provides valuable information for interpretation of the known f_0 resonances.

5 Acknowledgements

TGS is grateful for research support from the Natural Sciences & Engineering Research Council of Canada (NSERC). DH is thankful for support from the Department of Research at the University College of the Fraser Valley (UCFV).

Many thanks to Amir Fariborz for his efforts in organizing the U-tica Workshop on Scalar Mesons which resulted in a tremendously enjoyable and valuable workshop.

References

- [1] K. Hagiwara et al., Phys.Rev.D 66 (2002) 010001.
- [2] G. Orlandini, T.G. Steele and D. Hamett, Nucl.Phys.A 686 (261) 2001.
- [3] D. Hamett, T.G. Steele, Nucl.Phys.A 695 (2001) 205.
- [4] T.G. Steele, D. Hamett, G. Orlandini, to appear in the Proceedings of the 2002 U-tica Workshop on High-Energy Physics (hep-ph/0210013).
- [5] R.A. Bertlmann, G. Launer, E. de Rafael, Nucl.Phys.B 250 (1985) 61.
- [6] V.A. Novikov, M.A. Shifman, A.I. Vainshtein and V.I. Zakharov, Nucl.Phys.B 191 (1981) 301.
- [7] E.V. Shuryak, Nucl.Phys.B 203 (1982) 116;
H. Forkel, Phys.Rev.D 64 (2001) 034015.
- [8] D. Hamett, T.G. Steele, V. Elias, Nucl.Phys.A 686 (2001) 393.
- [9] K.G. Chetyrkin, B.A. Knehl and M. Steinhauser, Nucl.Phys.B 510 (1998) 61.
- [10] E. Bagan and T.G. Steele, Phys.Lett.B 234 (1990) 135.
- [11] V.A. Novikov, M.A. Shifman, A.I. Vainshtein and V.I. Zakharov, Nucl.Phys.B 165 (1980) 67.
- [12] A. Belavin, A. Polyakov, A. Schwartz and Y. Tyupkin, Phys.Lett.B 59 (1975) 85;
G. 't Hooft, Phys.Rev.D 14 (1976) 3432.
- [13] T. Schaefer and E.V. Shuryak, Phys.Rev.Lett. 75 (1995) 1707.
- [14] B.V. Geshkenbein and B.L. Io e, Nucl.Phys.B 166 (1980) 340;
B.L. Io e and A.V. Samsonov, Phys.of Atom. Nucl. 63 (2000) 1527.
- [15] E.V. Shuryak, Nucl.Phys.B 203 (1982) 93.
- [16] M. Abramowitz and I.E. Stegun, Mathematical Functions with Formulas, Graphs, and Mathematical Tables (National Bureau of Standards Applied Mathematics Series, Washington) 1972.
- [17] K.G. Chetyrkin, Phys.Lett.B 390 (1997) 309;
S.G. Gorishny, A.L. Kataev, S.A. Larin, L.R. Surguladze, Phys.Rev.D 43 (1991) 1633 and Mod.Phys.Lett.A 5 (1990) 2703.
- [18] M.A. Shifman, A.I. Vainshtein and V.I. Zakharov, Nucl.Phys.B 147 (1979) 385, 448.
- [19] S. Narison, Nucl.Phys.B (Proc. Supp.) 54A (1997) 238.
- [20] E. Bagan, J.I. Latorre, P. Pascual and T. Tarrach, Nucl.Phys.B 254 (1985) 555.
- [21] V. Gimenez, J. Bordes, J. Penarrocha, Nucl.Phys.B 357 (1991) 3;
C.A. Domínguez, J. Sola, Z.Phys.C 40 (1988) 63.
- [22] Ailin Zhang, T.G. Steele, hep-ph/0304208.