

## \BRANES" IN LATTICE SU (2) GLUODYNAMICS

V.I. ZAKHAROV

Max-Planck Institut für Physik,  
Fohringer Ring, 6  
80805 München, Germany  
E-mail: xxx@mppmu.mpg.de

We review lattice evidence for existence of thin vortices in the vacuum state of SU (2) gluodynamics. On the average, the non-Abelian action density per unit area is ultraviolet divergent as  $a^{-2}$  where  $a$  is the lattice spacing. At small scales, the surface looks very crumpled so that the corresponding entropy factor appears also ultraviolet divergent. The total area, however, scales in physical units. The surface is populated by monopoles which represent a tachyonic mode. The smallest value of  $a$  tested is about  $(3 \text{ GeV})^{-1}$ .

## 1. Introduction

Initially, interest to magnetic monopoles in non-Abelian theories was motivated by the dual-superconductor model of the confinement which assumes monopole condensation, for review see, e.g.,<sup>1</sup>. More recently, there emerged a somewhat related mechanism of condensation of P-vortices, for a review see, e.g.,<sup>2</sup>.

In this mini-review we also discuss monopoles and vortices. However, we are not directly interested in the confinement mechanism. Instead, the emphasis is on the anatomy of monopoles and vortices as field-theoretical objects, that is on their action and entropy. The lattice is a unique means to measure action and entropy directly without relying on a particular model. And in case of monopoles and vortices the results turn to be unexpected.

To appreciate the observations, let us first remind the reader that there are two typical scales for the vacuum fluctuations, that is the lattice spacing  $a$  and  $\Lambda_{\text{QCD}}$ . The lattice spacing provides an ultraviolet cut off while  $\Lambda_{\text{QCD}}$  represents an infrared-sensitive scale. By  $\Lambda_{\text{QCD}}$  one can understand a renorm-invariant quantity:

$$\Lambda_{\text{QCD}}^2 = a^{-2} 4 b_0^{-1} s(a^2)^{b_1=b_0-1} e^{-1/4 b_0^{-1} s(a^2)};$$

where  $b_0$  and  $b_1$  are the first two coefficients of the  $\beta$ -function. Hereafter we shall have in mind in fact SU(2) gluodynamics,  $b_0 = 11=24^{-2}$ ;  $b_1 = 17=128^{-4}$ . Alternatively, by  $\Lambda_{\text{QCD}}$  one can understand square root from the string tension,  $\sigma_{\text{SU}(2)}$ .

Both  $a$  and  $\Lambda_{\text{QCD}}$  are relevant to vacuum fluctuations. In particular, the vacuum energy density,  $\epsilon_{\text{vac}}$  is dominated by the zero-point fluctuations and is ultraviolet divergent:

$$\epsilon_{\text{vac}} = \sum_k \frac{\omega(k)}{2} \sim a^{-4};$$

where the summation includes also summation over the degrees of freedom. On the lattice,  $\epsilon_{\text{vac}}$  is directly related to the average plaquette action  $\langle P \rangle$ :

$$\langle P \rangle_{\text{pert}} = \frac{c_G}{a^4}; \quad (1)$$

where the coefficient  $c_G$  is calculable perturbatively, for details and references see<sup>3</sup>. Explicit dependence on  $a$  is typical for perturbative contributions.

As for non-perturbative vacuum fluctuations, one usually thinks in terms of 'bulky' fields of the size of order  $\Lambda_{\text{QCD}}^{-1}$ . We would call this picture instanton motivated. In particular, for an instanton of a typical size

$$\langle P \rangle_{\text{instanton}} \sim \Lambda_{\text{QCD}}^4; \quad (2)$$

and one expects similar estimates to be true for a generic non-perturbative fluctuation.

However, recent lattice data (see<sup>5</sup> and references therein) strongly indicate that monopoles and vortices represent a new kind of fluctuations which are "fine tuned". Namely, the density of non-Abelian action associated with these fluctuations is ultraviolet divergent on the presently available lattices. Thus, the action is sensitive to the ultraviolet scale  $a$ . However, the total length of the monopole trajectories, respectively, total area of the vortices are in physical units. Thus, both scales,  $a$  and  $\Lambda_{\text{QCD}}$  coexists for the monopoles and vortices. This is the phenomenon of "fine tuning". Actually, the "fine tuning" of the Standard Model is generically of the same type, as we will explain later.

Another remarkable feature is that monopoles are associated with a two-dimensional surface rather than with the whole of the space. The evidence comes from measurements of the total density of the monopole clusters<sup>10,12</sup>. Moreover, strong correlation between the monopoles and center vortices was noticed first in Ref<sup>4</sup> for a particular value of  $\beta$  and later confirmed

for other lattice spacings<sup>5</sup>. The surfaces are populated by monopoles or, alternatively, one can say that the tachyonic mode (monopoles) lives on a two-dimensional sub-manifold of the original four-dimensional (Euclidean) volume<sup>5</sup>.

In this sense, there observed a kind of branes in the vacuum state of SU(2) gluodynamics (in the Euclidean space). It is well known (for a review see, e.g.,<sup>6</sup>) that fluctuations which appear as topological excitations in one formulation of a theory can become fundamental entities in a dual formulation of the same theory. Appearance of D-branes in dual formulations of non-Abelian gauge theories has been widely discussed recently<sup>7</sup>. We are in haste to add, however, that there is no known relation whatsoever between the "branes" seen on the lattice and branes of string theories. The search process for the branes on the lattice is of pure heuristic nature and, as a result, interpretation of the lattice data remains mostly an open question.

The talk is based on the original papers<sup>5;8;9;10;11;12</sup>.

## 2. Definitions of the monopole trajectories and vortices

### 2.1. Topological defects

The trajectories and surfaces are defined on the lattice as topological defects in projected field configurations. Topological defects in gauge theories are well known of course and here we will mention only a few points. The most famous example seems to be instantons. The corresponding topological charge is defined as

$$Q_{\text{top}} = \frac{g^2}{32\pi^2} \int G^a G^a d^4r; \quad (3)$$

where  $G^a$  is the non-Abelian field strength tensor,  $a$  is the color index,  $a = 1; 2; 3$ . For a field configuration with a non-vanishing charge there exists a non-trivial bound on the action:

$$S_{\text{cl}} \geq Q_{\text{top}} \frac{8\pi^2}{g^2}; \quad (4)$$

Instantons saturate the bound.

If we would restrict ourselves to a U(1) subgroup of the SU(2), instantons would not appear but instead we could discuss magnetic monopoles. The topological charge now is given in terms of the magnetic flux:

$$Q_M = \frac{1}{8\pi} \int H ds; \quad (5)$$

where  $H$  is the magnetic field and  $\int_{S^2} ds$  is the integral over surface of a sphere. Note that the magnetic field in (5) does not include the field of the Dirac string due to the lattice regularization (for details see, e.g., <sup>13;14</sup>). For a non-vanishing  $Q_M$  the corresponding magnetic mass diverges in the ultraviolet:

$$M_{\text{mon}} = \frac{1}{8} \int_a^{\Lambda} H^2 d^3r = \frac{1}{e^2} \int_a^{\Lambda} \frac{d^3r}{r^4} = \frac{\text{const}}{e^2 a}; \quad (6)$$

where  $a$  is an ultraviolet cut off, the overall constant depends in fact on the details of the cut off and we kept explicit the factor  $1=e^2$  which is due to the Dirac quantization condition,  $Q_M = 1/e$ .

It is convenient to translate the bound on the mass (6) into a bound on the action  $S_{\text{mon}}$  since it is the action which controls the probability to find a fluctuation. The translation is straightforward once we realize that monopoles are represented by closed lines, or trajectories of a length  $L$ . Indeed, the ultraviolet divergence in the mass, see (6), implies that the monopole can be visualized as point like while conservation of the magnetic charge means that the trajectories are closed. Thus, the monopole action in case of  $U(1)$  gauge theory is bounded as:

$$S_{\text{mon}} \leq \frac{\text{const} L}{e^2 a}; \quad (7)$$

where by  $a$  we will understand hereafter the lattice spacing.

It is worth emphasizing that the bound (7) is not valid if we embed the  $U(1)$  into  $SU(2)$  and there are indications that any definition of a "monopole" can be realized on a non-Abelian field configuration with a vanishing action, for details see <sup>14</sup>.

Finally, we can consider the  $Z_2$  subgroup of the original  $SU(2)$ . For the  $Z_2$  gauge theory the natural topological excitations are closed surfaces (for review and further references see, e.g., <sup>2</sup>). Indeed, in this theory the links can be  $\pm I$  where  $I$  is the unit matrix. Respectively the plaquettes take on values  $\pm 1$ . Unification of all the negative plaquettes is a closed surface and the action is

$$S_{\text{vort}} = \text{const} \frac{A}{a^2}; \quad (8)$$

where  $A$  is the area of the surface. Again, the infinitely thin vortices are natural excitations only in case of  $Z_2$  gauge theory.

## 2.2. Projected field configurations

The physical idea behind definition of the lattice monopoles is the so called Abelian dominance. According to the hypothesis of the Abelian dominance, it is the Abelian degrees of freedom which are responsible for the confinement in  $SU(2)$  as well. Since monopoles are natural objects only in the  $U(1)$  case one should replace, or project an original configuration of  $SU(2)$  fields into the closest  $U(1)$  configuration. If the idea of the Abelian dominance is correct the effect of the projection is not dramatic. At the next step, one defines monopoles in terms of the projected configuration as if it were a  $U(1)$  theory from the very beginning. We still have to explain what is understood by the "closest"  $U(1)$  field configuration.

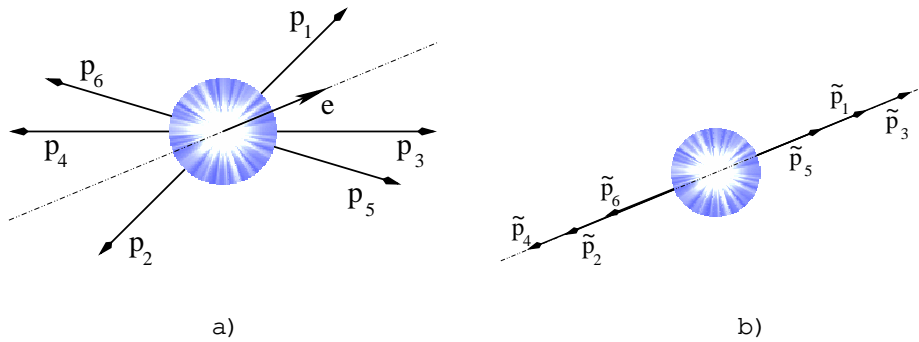


Figure 1. a) Particle momenta and choice of the axis ( $e$ ) by maximizing the sum of momenta projections on the axis; b) the corresponding collinear momenta closest to the original ones.

Let us mention first a simple analogy. Imagine that two jets of particles are produced in a central collision (see Fig. 1a). We suspect that it is the properties of the longitudinal components of the momenta which are most important. Let us define then the "closest" collinear configuration of momenta in the following two steps. First, using the rotational invariance, choose an axis, or unit vector  $e$ , in such a way that the sum of moduli of projections of the momenta on the axis is maximal:

$$\max \sum_i |p_i e| :$$

Second, replace the original momenta by their projections to the axis defined in this way:

$$p_i \rightarrow \tilde{p}_i = |p_i e| \text{sign}(p_i e) :$$

It is natural to call the momenta constructed in this way as the collinear configuration closest to the original one. (see Fig. 1b).

In case of a gauge theory, our basic object is the potential  $A^a$ , where  $a$  is the color index,  $a = 1; 2; 3$ . Let us label  $A^3$  as electromagnetic field and  $A^{1;2}$  as fields of charged particles (gluons). As the first step { in analogy with the example given above} let us fix the gauge in a way which maximizes the neutral field:

$$\max_{i;} \sum_j A^3(x_i)^2;$$

where  $x_i$  { are positions of the lattice sites. As the next step, put  $A^{1;2} = 0$ .

As a result, we replace the original field configuration of  $A^{1;2;3}$  by the 'closest' Abelian field configuration  $A^3$ . Our magnetic monopoles are then nothing else but the Dirac monopoles in terms of the projected fields  $A^3$ . The Dirac monopoles correspond to singular fields and the corresponding monopole current can be determined in terms of violations of the Bianchi identities:

$$\partial_\mu \epsilon_{\nu\lambda\sigma} A_\sigma = j_\mu; \quad (9)$$

Better to say, one uses a lattice analog of Eq. (9) so that all the singularities are uniquely determined<sup>15</sup>.

The results of the lattice measurements reduce then to a set of monopole trajectories. First, one generates SU(2) fields. At this step nothing is used but the original non-Abelian action of the SU(2) theory. Then each configuration is replaced by its maximal Abelian projection. Finally, one determines on the projected fields the monopole trajectories. The procedure can be iterated for various values of the lattice spacing  $a$ . Data on the monopole trajectories is the starting point of our analysis.

### 3. Notion of fine tuning

#### 3.1. Action-entropy balance

Let us concentrate first on U(1) gauge theory. The natural topological excitations are then monopoles. However, the action (7) is ultraviolet divergent and, at first sight, the monopole contribution is enormously suppressed in the limit  $a \rightarrow 0$ . This is actually not true. The point is that the entropy is also divergent in the limit  $a \rightarrow 0$  (for a detailed explanations see, e.g.,<sup>16</sup>).

Indeed, the entropy factor is given now by the number  $N_L$  of monopole trajectories of the same length  $L$ . This number can be evaluated only upon

introduction of discretization of the space-time. For a hyper-cubic lattice the number is<sup>17</sup>:

$$N_L = \exp(\ln 7 \cdot L/a) : \quad (10)$$

Thus, the probability to find a monopole trajectory of length  $L$  is proportional to:

$$W_L = \exp \left[ -\frac{C}{e^2} + \ln 7 \cdot \frac{L}{a} \right] \quad (11)$$

where we put  $\ln 7$  in quotation marks since Eq. (10) does not account for neighbors (numerically, though, the effect of neighbors is small<sup>17</sup>).

The probability (11) is a function of the electric charge alone. In particular, if  $e^2$  is equal to its critical value,

$$e_{\text{crit}}^2 = \frac{\ln 7}{C} ; \quad (12)$$

then any length  $L$  is allowed and the monopoles condense.

Eq. (11) demonstrates also that in the limit  $a \rightarrow 0$ , generally speaking, monopoles are either very rare or too common, depending on the sign of the difference in the exponential. Only a very narrow band of values of  $e^2$ ,

$$e_{\text{crit}}^2 \mp \kappa \cdot a^2 e_{\text{phys}}^2 = e_{\text{crit}}^2 \pm \kappa \cdot a ; \quad (13)$$

can be called physical. Here  $\kappa$  is a constant of dimension of mass. Indeed, only in this case the monopole condensate is controlled by the scale of  $\kappa$  independent of  $a$ .

### 3.2. Supercritical phase

Keeping in mind application to non-Abelian theories, the most interesting case is

$$e^2 - e_{\text{crit}}^2 < 0; \quad e^2 - e_{\text{crit}}^2 = \epsilon^2 : \quad (14)$$

In the language of the percolation theory (for exposition and references see, e.g.,<sup>20</sup>), this choice corresponds to the supercritical phase. In this phase there always exists a single percolating cluster which percolates through the whole volume (of the lattice). Moreover, the probability (link) for a particular link to belong to the percolating cluster is small:

$$(\text{link}) = \frac{e_{\text{crit}}^2}{e^2} ; \quad (15)$$

where the critical exponent is positive,  $0 < \nu < 1$ .

### 3.3. Relation to the fine tuning of the Higgs mass

It is worth emphasizing that the fine tuning (13) is actually similar to the fine tuning of the Standard Model. Indeed, for the Higgs particle one has:

$$m_{\text{Higgs}}^2 = M_{\text{rad}}^2 - M_0^2 ; \quad (14)$$

where  $M_{\text{rad}}^2$  is the radiative correction and  $M_0^2$  is a counter term. Both  $M_{\text{rad}}^2$  and  $M_0^2$  are quadratically divergent in the ultraviolet while  $m_{\text{Higgs}}^2$  is presumably independent of the ultraviolet cut off.

One can readily figure out that there should be a connection between (13) and (14). Indeed, in the old theoretical language,  $m_{\text{Higgs}}^2 = 0$  manifests ‘beginning’ of the condensation of the Higgs field. Similarly, the condition  $e^2 = e_{\text{crit}}^2$  ensures condensation of the monopoles.

On a more technical level, similarity of the conditions  $m_{\text{Higgs}}^2 = 0$  and  $e^2 = e_{\text{crit}}^2$  is established in the following way (see, e.g.,<sup>16,18</sup>). One starts with the action of a free particle in the polymer representation:

$$S_{\text{polym}} = M(a) L ; \quad (15)$$

Moreover, one can define the propagator à la Feynman:

$$D(x; x^0) = \int_{\text{paths}}^X \exp(-S_{\text{polym}}(x; x^0)) ; \quad (16)$$

and demonstrate that (16) indeed reproduces (up to an overall constant) propagator of a free scalar particle. However, the propagating mass,  $m_{\text{prop}}$  does not coincide with the polymer mass  $M(a)$  but is rather given by:

$$m_{\text{prop}}^2 = \frac{8}{a} M(a) - \frac{\ln 7^0}{a} ; \quad (17)$$

Comparing (17) and (14) we see that the two expressions coincide with each other provided that the counter term in Eq. (14) is identified with the  $\ln 7$  term in Eq. (17). And, indeed, the condition  $e^2 = e_{\text{crit}}^2$  corresponds to  $m_{\text{Higgs}}^2 = 0$ .

### 3.4. Fine tuning of $Z_2$ vortices

In case of the  $Z_2$  gauge theory the topological excitations are closed vortices which unify all the negative plaquettes. The vortex tension is ultraviolet divergent and the phase transition to percolating vortices corresponds again to a fine tuning of the action and entropy factors.



#### 4. Fine tuning seen on the lattice

##### 4.1. Fine tuning of the lattice monopoles

Lattice measurements reveal remarkable scaling properties of the monopole clusters defined in the maximal Abelian projection (MAP). In particular, there is always a single percolating monopole cluster, as is expected in the supercritical phase (see above). Moreover, one can measure the density of the monopoles  $\rho_{\text{perc}}$  in the percolating cluster defined as:

$$L_{\text{perc}} = \rho_{\text{perc}} V_4 ; \quad (18)$$

where  $V_4$  is the lattice volume,  $L_{\text{perc}}$  is the lengths of the percolating cluster in the lattice volume.

The density of the percolating clusters scales (see <sup>19</sup> and references therein):

$$\rho_{\text{perc}} \propto 0.62 \frac{3=2}{\text{SU}(2)} \sigma_{\text{perc}}^{\frac{3}{\text{QCD}}} ; \quad (19)$$

where  $\sigma_{\text{SU}(2)}$  is the string tension in the SU(2) gluodynamics. Note that Eq. (19) implies that the probability that a given link (on the dual lattice) belongs to the percolating cluster is proportional to  $a^3$ :

$$(\text{link}) \propto (a_{\text{QCD}})^3 ; \quad (20)$$

What is most remarkable about the probability (20) is that it perfectly SU(2) invariant. Despite of the fact that the definition of the monopoles assumes choosing a particular U(1) subgroup for the projection and this subgroup is defined non-locally, in terms of the whole of the lattice.

From now on, our strategy will be to assume that there are gauge invariant entities behind the monopoles detected through the MAP <sup>a</sup>. The assumption might look too bold and is difficult to justify on general grounds. But we believe that this could be a right way to make progress: to accept that observations like (19) imply that through the maximal Abelian projection we detect gauge invariant objects. And instead of trying to justify this from first principles go ahead and look for further consequences.

There is another puzzling feature of (19). Namely, if we tend  $a \rightarrow 0$  the same length of the percolating cluster is added up from smaller and smaller pieces. As if the local object had physical meaning. In other words, assuming that the scaling is not accidental one could have concluded that the monopoles are point-like (at least, at the presently available lattices)

<sup>a</sup> In particular, this assumption was formulated in <sup>21</sup>. For a discussion of SU(2) invariant monopoles see <sup>22;23</sup>.

and are associated therefore with an ultraviolet divergent action! Unfortunately, the prediction had not been made before the measurements were done. But, anyhow, the measurements do reveal an action of order  $L=a$ , see<sup>8</sup> and references therein. The results are reproduced in Fig. 1.

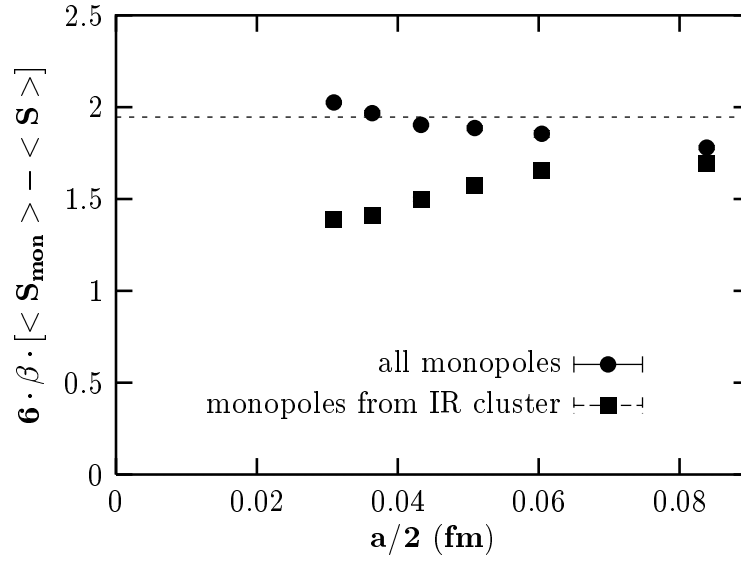


Figure 2. Excess of the non-Abelian action associated with monopoles<sup>8</sup>. Squares are for the percolating monopoles and circles are an average over all the monopoles. The dashed line corresponds to the monopole mass  $\ln 7=a$ .

The procedure was to define first the monopoles through the projection of each configuration of the non-Abelian fields. The monopoles occupy then centers of certain cubes on the lattice. Then, one measures the full non-Abelian action on the plaquettes closest to the centers of the cubes occupied by the monopoles, averages over the monopoles and subtracts the average over the whole lattice.

What is to be remembered from the Fig. 1 is that the monopole action can be approximated by a constant independent on  $a$  and this is so in the lattice units of action. The units themselves are proportional to  $a^4$  and singular in the continuum limit. The reason for using such units is that typical fluctuations on the lattice are zero-point fluctuations and the corresponding action density is indeed ultraviolet divergent.

To summarize, the fine tuning of the monopole trajectories has been

discovered on the lattice: the monopole trajectories are associated with singular action and thin while their length does not depend on the lattice spacing. Moreover, the probability for a link to belong to the percolating cluster vanishes in the limit  $a \rightarrow 0$ , see (20). This means that in this limit we are exactly at the point of the phase transition to the monopole percolation.

#### 4.2. Fine tuning of vortices on the lattice

To define vortices, or two-dimensional surfaces one projects further the  $U(1)$  fields  $A^3$  into the closest  $Z_2$  fields, i.e. onto the matrices  $\Gamma$ . The surfaces are then union of all the negative plaquettes in terms of the projected  $Z_2$  fields. By definition these surfaces are infinitely thin and closed. Their relevance to confinement has been intensely investigated, see reviews<sup>2</sup> and references therein.

We are interested in the entropy and non-Abelian action associated with the surfaces. The results of the measurements<sup>5</sup> are reproduced in Figs. 2,3. At first sight, there is nothing dramatic: in both cases we have only weak dependence on  $a$ . The 'drama' is in the units: the total area per volume is approximately constant in physical units while the action density is a constant in lattice units.

Thus, the excess of the action associated with the surface is approximately

$$S_{\text{vortex}} \approx 0.5 \frac{A}{a^2}; \quad (21)$$

where  $A$  is area and  $a$  is the lattice spacing. While for the total area of the percolating surfaces one finds:

$$A_{\text{vortex}} \approx 4 (\text{fm})^2 V_4; \quad (22)$$

where  $V_4$  is the volume of the lattice.

Thus, one can say that coexistence of the infrared and ultraviolet scales in case of the surfaces is directly seen on the lattice.

#### 4.3. Monopole clusters at short distances

Taken at face value, the data on monopoles bring us to an amusing conclusion that monopoles make sense at short distance and might be treated as point-like particles whose action is fine tuned to the entropy. Then one can try to understand the properties of finite monopole clusters<sup>12;10</sup>.

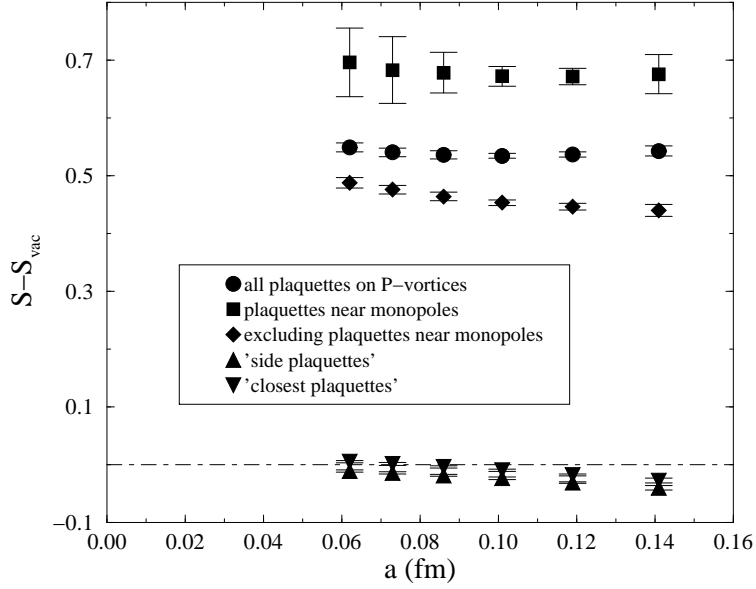


Figure 3. Excess of the non-Abelian action associated with the vortices<sup>5</sup>. The excess of non-Abelian action is measured separately on the average over the vortex and on the plaquettes which simultaneously belong to monopoles. On the neighboring plaquettes (geometrically, there two different types of them) there is no excess of the action.

The simplest vacuum graph for free monopoles is just a closed loop without self-intersections. This graph corresponds to the following spectrum of the clusters in their length  $L$ :

$$N(L) \propto L^{-3}; \quad (23)$$

as can be understood by inspecting, e.g., equations in Ref.<sup>16</sup>. The spectrum (23) remains true with account of the Coulomb-like interaction as well<sup>12</sup>. Moreover, the radius of the cluster,  $R$ , should satisfy the relation:

$$R \propto \frac{1}{L} a; \quad (24)$$

Both predictions (23) and (24) are in perfect agreement with the data<sup>21;9;10</sup>.

Thus, we can say that the simplest vacuum loop corresponding to the monopole field has been directly observed on the lattice.

#### 4.4. Association of the monopoles with the vortices

We have just argued that at short distances the monopoles behave as point-like particles<sup>12;10</sup>. However, viewed from a large distance, or in the infrared

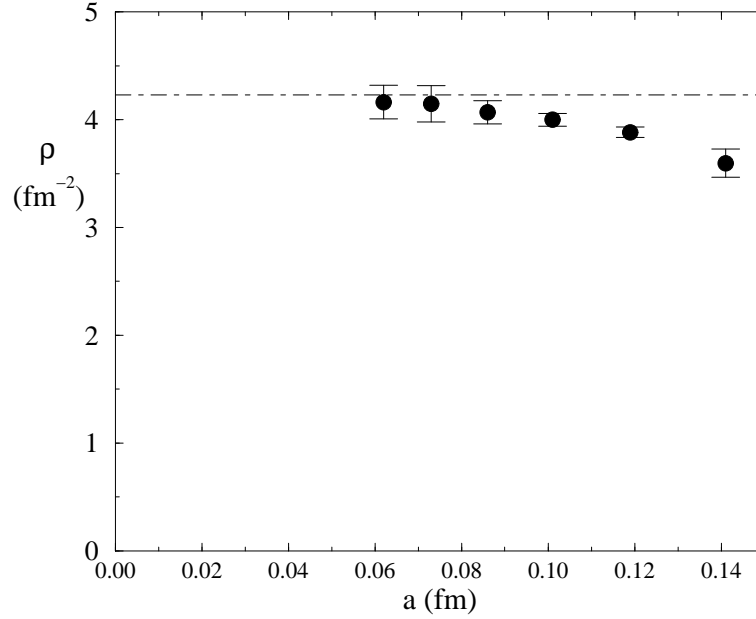


Figure 4. Scaling of the total area of the vortex <sup>5</sup>.

the properties of the cluster change dramatically as is seen from the data on the total monopole density <sup>10</sup>. Namely, the full monopole density is fitted as <sup>19;10</sup>:

$$\rho_{\text{perc}} + \rho_{\text{fin}} = g_{\text{QCD}}^3 + c_2 g_{\text{QCD}}^2 a^{-1}; \quad (25)$$

where  $\rho_{\text{fin}}$  is the density of the monopoles in the finite clusters (defined similar to (18)) and  $c_{1,2}$  do not depend on  $a$ .

Geometrically Eq (25) in its generality implies that the monopole trajectories are associated with a two-dimensional sub-manifold of the whole  $d=4$  space. Moreover, the fact that the monopoles spread only over vortices whose total area scales like  $g_{\text{QCD}}^2$  was first found empirically <sup>4</sup> for one value of  $a$  and confirmed later for the whole range of  $a$  available now <sup>5</sup>. These vortices are just the vortices discussed in detail above.

## 5. Conclusions

Lattice data strongly indicate that fine tuning is quite common phenomenon, at least at presently available lattices. Namely, both the radiative

mass of the monopoles and tension of P-vortices { defined in terms of the excess of non-Abelian action { are ultraviolet divergent. On the other hand, the length of the percolating monopole cluster and total area of the vortices scale in physical units.

To estimate how fine the tuning is, one can compare the radiative mass of the monopole  $M_{\text{mon}}(a)$  and its free path  $L_{\text{free}}$ <sup>9</sup>:

$$M_{\text{mon}}(a) > 5 \text{ GeV} ; L_{\text{free}} \approx 1.6 \text{ fm} : \quad (26)$$

The free path is defined as the distance measured along the trajectory between intersections within the percolating cluster. It scales in physical units<sup>9</sup>. The radiative mass,  $M(a)$  is defined in terms of the non-Abelian action (see Fig. 2) and 5 GeV corresponds to the lowest value of the lattice spacing available now,  $a_{\text{min}} \approx (3 \text{ GeV})^{-1}$ . Naively, one could expect  $L_{\text{free}} \approx (M_{\text{mon}}(a))^{-1}$ . In reality it is about 40 times larger.

The most straightforward interpretation of observations like (26) is a huge cancellation between the action and entropy factors<sup>11</sup>. Indeed, one can check that the entropy factor is ultraviolet divergent and the divergence is similar to the divergence in the action. However, the cancellation itself is not checked independently to any reasonable accuracy. Still, in case of monopoles the 'tuned value' of the mass,  $M(a) \approx 7a$  falls rather close to the data, see Fig. 2. Also, properties of the percolating monopoles cluster are similar to the properties of any percolating system in supercritical phase and very near the phase transition.

We have not discussed interpretation of the data much. For a well defined reason: monopoles and vortices are defined in terms of projected fields and this obscures their relation to the original theory. Although the properties of the excitations detected through Abelian and central projections turn to be perfectly SU(2) invariant the nature of the monopoles and vortices remains an open question.

#### Acknowledgements

The author is grateful to the organizers of the workshop, and especially to Prof. K. Yamawaki for the invitation and hospitality. The work was partially supported by the grant INTAS-00-00111 and by DFG program "From lattices to phenomenology of hadrons".

#### References

1. M.N. Chernodub, F.V. Gubarev, M.I. Polikarpov, and A.I. Veselov, Progr. Theor. Phys. Suppl. 131, 309 (1998);

- A. Di Giacomo, *Progr. Theor. Phys. Suppl.* **131**, 161 (1998) (hep-lat/9802008);  
H. Ichie and H. Suganuma, "Dual Higgs theory for color confinement in quantum chromodynamics" hep-lat/9906005
- T. Suzuki, *Progr. Theor. Phys. Suppl.* **131**, 633 (1998).
2. J. Greensite, "The confinement problem in lattice gauge theory", hep-lat/0301023 ;  
K. Langfeld, et. al., "Vortex induced confinement and the IR properties of Green functions", hep-lat/0209040.
3. A. Di Giacomo and G. C. Rossi, *Phys. Lett. B* **100**, 481 (1981);  
F. DiRenzo, E. Onofri, and G. Marchesini, *Nucl. Phys. B* **457**, 202 (1995);  
R. Horsley, P. E. L. Rakow, and G. Schierholz, *Nucl. Phys. Proc. Suppl.* **106**, 870 (2002), hep-lat/0110210.
4. J. Ambjorn, J. Giedt, and J. Greensite, *JHEP* **0002**, 033, (2000).
5. F. V. Gubarev, A. V. Kovalenko, M. I. Polikarpov, S. N. Syritsyn, and V. I. Zakharov, "Fine tuned vortices in lattice SU (2) gluodynamics", hep-lat/0212003.
6. R. Savit, *Rev. Mod. Phys.* **52**, 453 (1980).
7. J. M. Maldacena, *Adv. Theor. Math.* **2**, 231 (1998);  
A. M. Polyakov, *Int. J. Mod. Phys. A* **14**, 645 (1999).
8. V. G. Bomyakov, et. al., *Phys. Lett. B* **537**, 291 (2002).
9. P. Yu. Boyko, M. I. Polikarpov, and V. I. Zakharov, "Geometry of percolating monopole cluster", hep-lat/0209075.
10. V. G. Bomyakov, P. Yu. Boyko, M. I. Polikarpov, and V. I. Zakharov, "Monopole Clusters at Short and Large Distances", hep-lat/0305021.
11. V. I. Zakharov, "Hidden mass hierarchy in QCD", hep-ph/0204040.
12. M. N. Chemodub and V. I. Zakharov, "Towards understanding structure of monopole clusters", hep-th/0211267.
13. S. Coleman, in "The Unity of the Fundamental Interactions", *Erice lectures* (1981) ed. A. Zichichi, *Plenum*, London, (1983) p. 21.
14. M. N. Chemodub, F. V. Gubarev, M. I. Polikarpov, and V. I. Zakharov, *Phys. Atom. Nucl.* **64**, 561 (2001), (hep-th/0007135).
15. T. A. DeGrand and D. Toussaint, *Phys. Rev. D* **22**, 2478 (1980).
16. A. M. Polyakov, "Gauge Fields and Strings", Harwood academic publishers, 1987.
17. H. Shiba and T. Suzuki, *Phys. Lett. B* **351**, 519 (1995) (hep-lat/9408004).
18. J. Ambjorn, "Quantization of geometry", hep-th/9411179.
19. V. Bomyakov and M. Muller-Preussker, *Nucl. Phys. Proc. Suppl.* **106**, 646 (2002) (hep-lat/0110209).
20. G. Grimmett, "Percolation", in *A series of comprehensive studies in mathematics*, vol. 321, Springer, (1999).
21. A. Hart and M. Teper, *Phys. Rev. D* **58**, 014504 (1998).
22. P. Scalap, M. Faber, and M. Sach, *Nucl. Phys. B* **494**, 293 (1997).
23. F. V. Gubarev and V. I. Zakharov, *Int. J. Mod. Phys. A* **17**, 174 (2002) (hep-th/0004012).