

Can there be a heavy sbottom hidden in three-jet data at LEP?

Rahul Mahotra

Center for Particle Physics, University of Texas, Austin, Texas, 78712, U.S.A.

(Dated: 16 November, 2003)

A low-energy supersymmetry scenario with a light gluino of mass $12-16$ GeV and light sbottom (\tilde{b}_1) of mass $2-6$ GeV has been used to explain the apparent overproduction of b quarks at the Tevatron. In this scenario the other mass eigenstate of the sbottom, i.e. \tilde{b}_2 , is favored to be lighter than 180 GeV due to constraints from electroweak precision data. We survey its decay modes in this scenario and show that decay into a b quark and gluino should be dominant. Associated sbottom production at LEP via $e^+e^- \rightarrow Z \rightarrow \tilde{b}_1\tilde{b}_2 + \tilde{b}_1\tilde{b}_2$ is studied and we show that it is naturally a three-jet process with a small cross-section, increasingly obscured by a large Standard Model background for heavier \tilde{b}_2 . However we find that direct observation of a \tilde{b}_2 at the 5 level is possible if it is lighter than $110-129$ GeV, depending on the sbottom mixing angle $\tan\beta = 0.30-0.45$. We also show that \tilde{b}_2 -pair production can be mistaken for production of neutral MSSM Higgs bosons in the channel $e^+e^- \rightarrow h^0 A^0 \rightarrow b\bar{b}b\bar{b}$. Using searches for the latter we place a lower mass limit of 90 GeV on \tilde{b}_2 .

PACS numbers: 12.60.Jv, 13.87.Ce, 14.65.Fy, 14.80.Ly

I. INTRODUCTION

The Standard Model (SM) has been very successful in explaining a range of observations at hadron colliders and the CERN e^+e^- collider, LEP. But it is still widely believed to be an effective theory valid at the electroweak scale, with new physics lying beyond it. The Minimal Supersymmetric Standard Model (MSSM) [1] is widely considered to be the most promising candidate for physics beyond the SM.

The MSSM contains supersymmetric (SUSY) partners of quarks, gluons and other SM particles which have not been observed, leading to speculation that they might be too heavy to have observable production rates at present collider energies. However it has been suggested in [2] that a light sbottom (\tilde{b}_1) with mass $O(5)$ GeV is not ruled out by electroweak precision data if its coupling to the Z boson is tuned to be small in the MSSM. Recently Berger et al [3] have also proposed a light sbottom and light gluino (LSLG) model to explain the long-standing puzzle of overproduction of b quarks at the Tevatron [4]. In this model gluinos of mass $12-16$ GeV are produced in pairs in pp collisions and decay quickly into a b quark and light sbottom ($2-6$ GeV) each. The sbottom evades direct detection by quickly undergoing R-parity violating decays into soft dijets of light quarks around the cone of the accompanying b-jet. The extra b quarks so produced result in a remarkably good fit to the measured transverse momentum distribution $b(p_T > p_T^{min})$ at NLO level, including data enhancement in the $p_T^{min} \sim m_g$ region.

Some independent explanations within the SM have also been proposed to resolve the discrepancy. These include unknown NNLO QCD effects, updated b-quark fragmentation functions [5] and effects from changing the

renormalization scale [6]. But, without an unambiguous reduction in theoretical and experimental errors, the LSLG scenario cannot be ruled out. It is also interesting in its own right even if not solely responsible for the Tevatron discrepancy. For example, a light \tilde{b}_1 is more natural if the gluino is also light [7]. Experimental bounds on light gluinos do not apply here as either the mass range or the decay channel is different: only gluinos lighter than 63 GeV [8] are absolutely ruled out. Very recently ALEPH [9] has ruled out stable sbottoms with lifetime > 1 ns and mass < 92 GeV. However, using formulae in [10] we calculate that even in the R-parity violating couplings, as small as 10^{-6} times experimental limits, would leave \tilde{b}_1 with a lifetime shorter than 1 ns. Light gluino and sbottom contributions to the running strong coupling constant $\alpha_s(Q)$ have also been calculated and found to be small [3, 11]. New phenomena such as SUSY Z-decays [12, 13, 14] and gluon splitting into gluinos [15] are predicted in this scenario, but the rates are either too small or require more careful study of LEP data.

The sbottoms and light gluinos also affect electroweak precision observables through virtual loops. In this case, serious constraints arise on the heavier eigenstate of the sbottom, i.e. \tilde{b}_2 . According to [16], corrections to R_b are increasingly negative as \tilde{b}_2 becomes heavier and it has to be lighter than 125 (195) GeV at the 2 (3) level. An extension of this analysis to the entire range of electroweak precision data [17] yields that \tilde{b}_2 must be lighter than 180 GeV at 5 level. However, it has been suggested that the SUSY decay $Z \rightarrow \tilde{b}_1 b g + h.c.$ can contribute positively to R_b [13], reducing some of the negative loop effects, and possibly allowing higher \tilde{b}_2 masses [12, 18]. Independently, if large CP-violating phases are present in the model a \tilde{b}_2 with mass > 200 GeV is possible [19]. Still, it is fair to say that in the face of electroweak constraints the LSLG model at least favors a \tilde{b}_2 lighter than 200 GeV or so.

In this article we study production and decay of such a

Email: rahul@math.utexas.edu

heavy sbottom at LEP II. Available channels are (i) pair production: $e^+e^- \rightarrow \tilde{b}_2\tilde{b}_2$ and (ii) associated production: $e^+e^- \rightarrow \tilde{b}_1\tilde{b}_2 + \tilde{b}_1\tilde{b}_2$. With LEP II center-of-mass energies ranging up to $\sqrt{s} = 209$ GeV, the second channel should have produced heavy sbottoms with masses as high as

200 GeV. Since they have not been observed, it has been commented that the LSLG scenario is disfavored [16, 17].

However, searches for unstable sbottoms at LEP II have not been done for the decay $\tilde{b}_2 \rightarrow b\tilde{g}$, which should dominate in this scenario as squarks, quarks and gluinos have strong trilinear couplings in the MSSM. In that case, the fast-moving gluino emitted by \tilde{b}_2 would decay quickly into a b quark and \tilde{b}_1 that are nearly collinear, with \tilde{b}_1 subsequently undergoing R-parity violating decays into light quarks around the cone of the accompanying b-jet. Unless the jet resolution is set very high, the gluino should look like a fused b-avored jet. Overall \tilde{b}_2 should appear as a heavy particle decaying into b-avored dijets. On the other hand, the highly boosted prompt \tilde{b}_1 produced in the associated process would decay into nearly collinear light quarks and appear as a single hadronic jet. Pair and associated production are therefore naturally described as 4-jet and 3-jet processes respectively at leading order. Pair production in particular should be similar to neutral MSSM Higgs production in the channel $e^+e^- \rightarrow h^0 A^0 \rightarrow b\bar{b}b\bar{b}$ if h^0 and A^0 have approximately equal masses.

The article is organised as follows: \tilde{b}_2 decays are studied in Section II and $\tilde{b}_2 \rightarrow b\tilde{g}$ is found to be dominant, cross-sections and event topology are studied in Section III and the corresponding SM 3-jet background for associated production is studied in Section IV. In Section V, LEP searches for neutral Higgs bosons are used to derive a lower bound on \tilde{b}_2 mass. Conclusions are drawn in Section VI.

II. HEAVY SBOTTOM DECAY

Sbottom decays in MSSM scenarios with large mass splitting between \tilde{b}_2 and \tilde{b}_1 have been investigated before; see [20] for example. However the scenario where the gluino is also light has not received much attention.

The direct decay products can be purely fermionic (1) or bosonic (2):

$$\tilde{b}_2 \rightarrow b\tilde{g}; b^0_k; t \quad (1)$$

$$\tilde{b}_2 \rightarrow \tilde{b}_1 Z; t\tilde{W}^-; \tilde{b}_1 h^0; \tilde{b}_1 A^0; \tilde{b}_1 H^0; t\tilde{H} \quad (2)$$

where b^0_k ($k = 1; \dots; 4$) and \tilde{t} are neutralinos and charginos respectively, t is the top quark, \tilde{t} are stops, h^0 and H^0 are neutral CP-even Higgs bosons, A^0 is the CP-odd Higgs and H^\pm are charged Higgs bosons.

The individual widths depend on masses of above particles, but available experimental constraints [21] are model-dependent and might not all be applicable in the

LSLG scenario. However precision Z-width measurements can be used to apply some basic constraints on masses and the sbottom mixing angle.

A. Couplings and mass constraints

In the MSSM, Z-boson couplings to sbottom pairs are given by,

$$Z\tilde{b}_1\tilde{b}_1 / \frac{1}{2}\cos^2\theta_b - \frac{1}{3}\sin^2\theta_w \quad (3)$$

$$Z\tilde{b}_1\tilde{b}_2 / \frac{1}{2}\sin\theta_b\cos\theta_b \quad (4)$$

$$Z\tilde{b}_2\tilde{b}_2 / \frac{1}{2}\sin^2\theta_b - \frac{1}{3}\sin^2\theta_w \quad (5)$$

where θ_b is the mixing angle between left and right-handed states:

$$\begin{pmatrix} \tilde{b}_1 \\ \tilde{b}_2 \end{pmatrix} = \begin{pmatrix} \cos\theta_b & \sin\theta_b \\ \sin\theta_b & \cos\theta_b \end{pmatrix} \begin{pmatrix} \tilde{b}_L \\ \tilde{b}_R \end{pmatrix} \quad (6)$$

The light sbottom should have a vanishingly small coupling in Eqn. (3) as the $Z \rightarrow \tilde{b}_1\tilde{b}_1$ decay does not occur to high accuracy. This is achieved with the choice

$$\cos\theta_b = \frac{\sqrt{2}}{3}\sin\theta_w = 0.39: \quad (7)$$

The narrow range $\theta_b = 0.30 - 0.45$ ($\cos\theta_b$ is allowed [2] which we use at times to obtain upper and lower bounds.

Given that $m_{\tilde{b}_1} = 2-6$ GeV, the decay $Z \rightarrow \tilde{b}_1\tilde{b}_2 + h.c.$ might also take place if \tilde{b}_2 is lighter than 89 GeV. However this decay is suppressed both kinematically and by the factor $\sin^2 2\theta_b$. Even for the higher value $\theta_b = 0.45$ we calculate $(Z \rightarrow \tilde{b}_1\tilde{b}_2 + h.c.) \sim 10$ MeV for $m_{\tilde{b}_2} = 55$ GeV and $m_{\tilde{b}_1} = 2$ GeV. With the full Z-width having a 1% error of 2.3 MeV and a 0.6% pull from the theoretical SM calculation [21], a lower limit of 55 GeV on \tilde{b}_2 mass can be set at 4% level without a detailed analysis.

Similarly, decays into pairs of neutralinos, charginos and stops might contribute unacceptably to the Z-width and it seems safe enough to apply a lower mass limit of $M_Z/2$ to them for calculation purposes. With the observed top quark mass of 175 GeV, this rules out the chargino channel $\tilde{b}_2 \rightarrow t\tilde{t}$ as \tilde{b}_2 masses < 200 GeV are being considered.

B. Calculations

The decay width for $\tilde{b}_2 \rightarrow b\tilde{g}$ is easily calculated at tree-level using Feynman rules for the MSSM given in [22]:

$$\begin{aligned} (\tilde{b}_2 \rightarrow b\tilde{g}) &= \frac{g_s^2 m_{\tilde{b}_2}}{6} \frac{A}{A}; \\ A &= 1 - x_b^2 - x_g^2 - 2x_b x_g \sin 2\theta_b \end{aligned} \quad (8)$$

where $x_i = \frac{m_i}{m_{\tilde{B}_2}}$, $^2 = \sum_i^P x_i^4 - \sum_{i \neq j}^P x_i^2 x_j^2$ (summing over all particles involved in the decay) is the usual kinematic factor and g_s is the strong coupling evaluated at $Q = m_{\tilde{B}_2}$. The canonical strong coupling value $g_s(M_Z) = 0.118$ is used here. Other parameters used in this section are $m_b = 4.5$ GeV, $m_{\tilde{B}_1} = 4$ GeV, $m_g = 14$ GeV and $c_b = +0.39$.

The remaining widths in Eqns. (1,2) are calculated using tree-level formulae given in [20]. Fig. 1 shows the branching ratios versus \tilde{B}_2 mass. The $b\tilde{g}$ width is large, varying between $3.9 - 13.8$ GeV for $m_{\tilde{B}_2} = 55 - 200$ GeV. It has the maximum amount of available phase space and proceeds via the strong coupling, while the other widths are $\propto g_w^2$ where $g_w = e/\sin\theta_w$ is the usual weak coupling.

The width shown for $\tilde{B}_2 \rightarrow b^0$ is the summed width over all 4 neutralinos ($\tilde{\chi}_k^0$). This value scales approximately as $m_b^2 \tan^2$ for large $\tan\beta$. Here $\tan\beta = v_2/v_1$ where v_i are the vacuum expectation values of the two Higgs doublets. Our calculation is most likely an overestimate as mixing angles are ignored and all neutralinos are prescribed the same mass. This channel has been extensively searched for at LEP [23], but seems to be at most 10-15% of the full width in the LSLG scenario.

Bosonic decays with W, Z in the final state are also found to be small. We show $(\tilde{B}_2 \rightarrow \tilde{t}_1 W^-)$ correct upto an unknown factor $\sin^2\theta_t - 1$ where $\sin\theta_t$ is the stop mixing angle. For \tilde{t}_2 the factor would be $\cos^2\theta_t$. Because of the unnaturally low value of \tilde{t}_1 mass chosen here, this width rises significantly as $m_{\tilde{B}_2}$ approaches 200 GeV.

Decays into Higgs bosons are more complex as besides Higgs masses, the widths depend on unknown soft SUSY-breaking mass terms A_b and μ . The only available mass constraint is $m_{h^0} < 130$ GeV at two-loop level in the MSSM. However the excellent agreement between electroweak precision measurements and theoretical predictions with a single SM Higgs boson has led to a preference for the "decoupling limit" of the MSSM Higgs sector. In this limit, Yukawa couplings of h^0 to quarks and leptons are nearly identical to those of the Standard Model Higgs. At the same time A^0, H^0, \tilde{H}^0 have almost degenerate masses $\gg M_Z$. Therefore, with \tilde{B}_2 lighter than 200 GeV, only $\tilde{B}_2 \rightarrow \tilde{B}_1 h^0$ is likely to be significant while other decays would be kinematically impossible or heavily suppressed. The width is then given by

$$(\tilde{B}_2 \rightarrow \tilde{B}_1 h^0) = \frac{g_w^2 B^2}{64 m_{\tilde{B}_2}}; \quad (9)$$

$$B = \frac{m_b \cos 2\beta}{m_W} (A_b - \tan\beta) + \frac{m_Z \sin 2\beta}{\cos\theta_w} \left(\frac{1}{2} + \frac{2}{3} \sin^2\theta_w \right) \cos 2\beta$$

We choose $m_{h^0} = 114.4$ GeV in our calculation as LEP data has ruled out SM Higgs bosons lighter than this value [24].

In the decoupling limit, arbitrary variation over A_b , in calculating B is not required as the factor $A_b - \tan\beta$

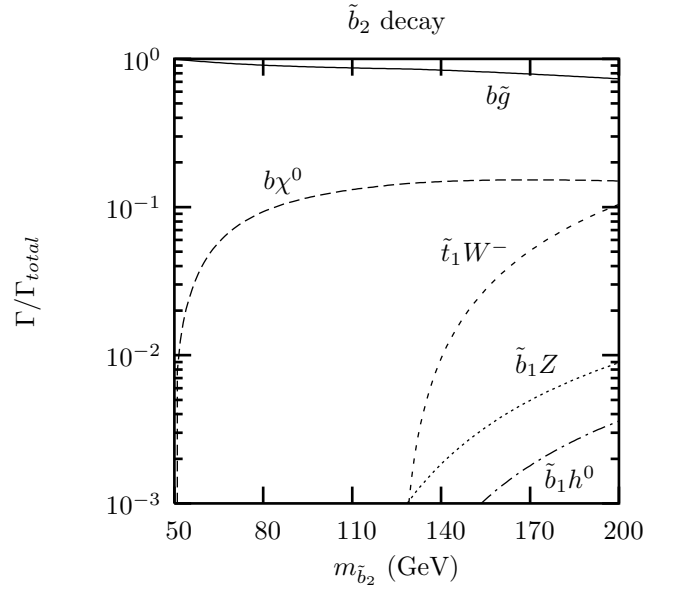


FIG. 1: Branching ratios for \tilde{B}_2 with $\tan\beta = 30$. Masses are set as $m_{\tilde{\chi}_k^0} = m_{\tilde{\chi}_k^{\pm}} = M_Z = 91.2$ GeV and $m_{h^0} = 114.4$ GeV. The Higgs width is calculated in the decoupling limit.

can be expressed in terms of sbottom masses and $\tan\beta$:

$$\sin 2\beta = \frac{2m_b(A_b - \tan\beta)}{m_{\tilde{B}_1}^2 - m_{\tilde{B}_2}^2} \quad (10)$$

with β given by Eqn. (7). This is a common relation that arises when the sbottom mass matrix (see [25] for example) is diagonalized with the mixing matrix in Eqn. (6).

Though theoretically and experimentally attractive, if the decoupling limit does not hold then other Higgs particles might also be light. The most general lower limits from LEP on neutral MSSM Higgs bosons are about 90 GeV [26]. Then, the $\tilde{B}_2 \rightarrow \tilde{B}_1 A^0$ width (say) can become larger than 10% of $\tilde{B}_2 \rightarrow b\tilde{g}$ due to the coupling

$$A^0 \tilde{B}_1 \tilde{B}_2 \propto \frac{g_w m_b \cos 2\beta}{2m_W} (A_b - \tan\beta) \quad (11)$$

This happens if $A_b \tan\beta$ is larger than 10 TeV. Though the possibility is there, we consider it less likely and do not pursue it further. In any event such a decay would be more important for higher \tilde{B}_2 masses, and we show in Section III that \tilde{B}_2 production at LEP II falls rapidly as its mass nears 200 GeV.

We therefore conclude that the strong decay $\tilde{B}_2 \rightarrow b\tilde{g}$ is dominant and other decays are unlikely to be of more than marginal importance at LEP II.

III. PRODUCTION AT LEP

Cross-sections for \tilde{B}_2 production are defined as follows: $\sigma_{22} = (\sigma(e^+e^- \rightarrow \tilde{B}_2 \tilde{B}_2))$ and $\sigma_{12} = (\sigma(e^+e^- \rightarrow \tilde{B}_1 \tilde{B}_2 + \text{h.c.}))$.

For completeness production of $\tilde{b}_1\tilde{b}_1$ pairs is referred to as σ_{11} . The σ_{ij} are readily calculated at tree-level,

$$\sigma_{ij} = \frac{g_w^4 \sin^4 \theta_w}{16 s} f_{ij}; \quad (12)$$

$$f_{ij} = \left(\frac{1}{9} - \frac{2c_V}{3} \frac{c_A}{\sin^2 2\theta_w} \right)_{ij} + \frac{(c_V^2 + c_A^2)}{4} \frac{2}{\sin^4 2\theta_w} \quad (13)$$

where $\sigma_{11} = 0$, $\sigma_{12} = \frac{1}{2} \sin^2 \theta_b$, $\sigma_{22} = \sin^2 \theta_b + \frac{2}{3} \sin^2 \theta_w$, $\frac{2}{ij} = (1 - \frac{(m_{\tilde{b}_i} + m_{\tilde{b}_j})^2}{s})(1 - \frac{(m_{\tilde{b}_i} - m_{\tilde{b}_j})^2}{s})$, $\frac{2}{Z} = 1 - \frac{M_Z^2}{s}$ and $c_{V/A}$ are electron vector and axial couplings that equal $\frac{1}{2} + 2 \sin^2 \theta_w$ and $\frac{1}{2}$ respectively. The $-$ factors are proportional to sbottom $-Z$ couplings in Eqns. (3-5). We use the same parameters here as used earlier for width calculations.

Both virtual photon (γ) and virtual Z (Z) channels are available for σ_{22} while only Z is available for σ_{12} . The latter falls by a factor of 2 in going from $\tilde{p}_{bj} = 0.45$ to 0.30. Pair production rises in the same range by a smaller factor of 1.3 at $\sqrt{s} = 207$ GeV. Variation of \tilde{b}_1 mass between 2–6 GeV has negligible effect on σ_{12} .

Fig. 2 shows σ_{ij} versus \tilde{b}_2 mass at $\sqrt{s} = 207$ GeV. Both cross-sections are suppressed due to the s kinematic factor for scalar particle production. However, asymmetry between sbottom masses causes additional kinematic suppression of σ_{12} as $\sigma_{12} \propto \frac{2}{22}$ for the same total rest mass of final products, $m_{\tilde{b}_1} + m_{\tilde{b}_2}$. The missing photon channel and smaller $-$ factor, $\frac{2}{22} = \frac{2}{12} - 1.3$, reduces the cross-section further. Therefore associated production is generally small and falls rapidly as \tilde{b}_2 gets heavier.

The LEP II operation covered a range of center-of-mass energies from 130–209 GeV with maximum data collected at $\sqrt{s} = 189$ GeV and 205–207 GeV. Fig. 3 shows the expected number of raw events. We use an approximate luminosity distribution provided in [27] counting the combined integrated luminosity recorded by all four LEP experiments. The number of events for associated production falls below 100 for $m_{\tilde{b}_2} > 147$ GeV at $\tilde{p}_{bj} = 0.39$. It is therefore possible that sufficient statistics might not be available to explore sbottom masses above this value.

We now discuss the event topology in order to identify important backgrounds. As shown in Section II the decay $\tilde{b}_2 \rightarrow b\tilde{g}$ is dominant which results in the states $\tilde{b}_1 b\tilde{g} + h.c.$ and $b\tilde{b}_1\tilde{g} + h.c.$ for associated and pair processes respectively. We decay the gluinos into $b\tilde{b}_1 \rightarrow b\tilde{b}_1$ pairs and show the opening angles between final products for some representative \tilde{b}_2 masses in Fig. 4. The b quark and \tilde{b}_1 arising from gluino decay overwhelmingly prefer a small angular separation with a sharp peak at $\cos \theta > 0.9$. The other particles tend to be well-separated.

Through R -parity and baryon-number violating couplings \tilde{g}_{ij3} , \tilde{b}_1 can decay into pairs of light quarks: $\tilde{b}_1 \rightarrow u+s; c+d; c+s$. A detailed discussion of such decays is given in [10]. In that case, the \tilde{b}_1 arising from gluino

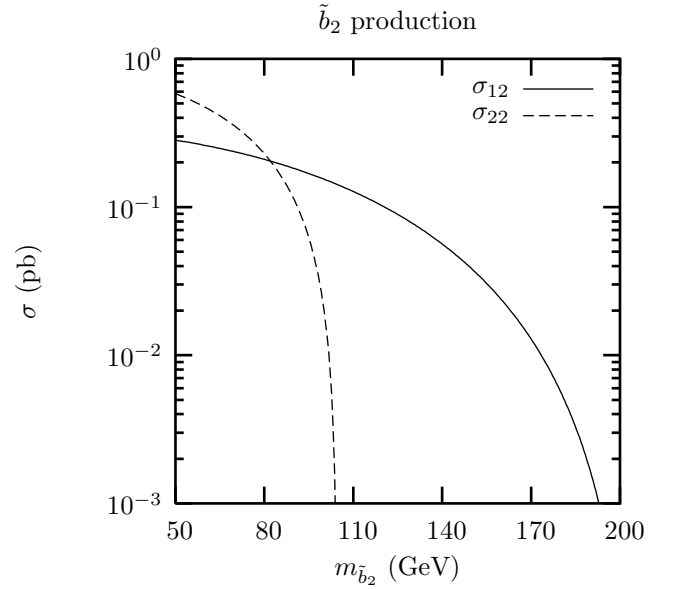


FIG. 2: The \tilde{b}_2 production cross-section for $\sqrt{s} = 207$ GeV, $\tilde{p}_{bj} = 0.39$ as a function of mass.

decay would further decay hadronically in and around the cone of the accompanying b jet. In practice it would be difficult to distinguish between the overlapping jets, unless a very fine jet resolution is used. The gluino should then appear for the most part as a single fused b -flavored jet with perhaps some extra activity around the cone.

The prompt \tilde{b}_1 from associated production is highly boosted for most \tilde{b}_2 masses within range. This should result in a very small angular separation between its decay products. If it decays into pairs of light quarks, we calculate that at $\sqrt{s} = 207$ GeV, $m_{\tilde{b}_1} = 4$ GeV and $m_{\tilde{b}_2} < 170$ GeV, at least 90% of these would have an opening angle $< 30^\circ$. At any rate a \tilde{b}_2 as heavy as 170 GeV is unlikely to be observable because of low event counts and would be obscured by the large 3-jet SM background (Section IV). Therefore in the observable range \tilde{b}_1 should show up as a single hadronic jet.

At leading order then, associated production is best described as a 3-jet process, with 2 jets that can be tagged as b quarks and a hadronic jet from \tilde{b}_1 . The relevant

Number of Events at LEP II	Maximum \tilde{b}_2 mass (GeV)	
	Associated Production	Pair Production
1000	59	71
100	147	94
10	177	101
1	192	103

FIG. 3: Expected number of raw LEP II events for the combined luminosity recorded in the entire run. We show the \tilde{b}_2 masses beyond which event counts fall below rough benchmark levels.

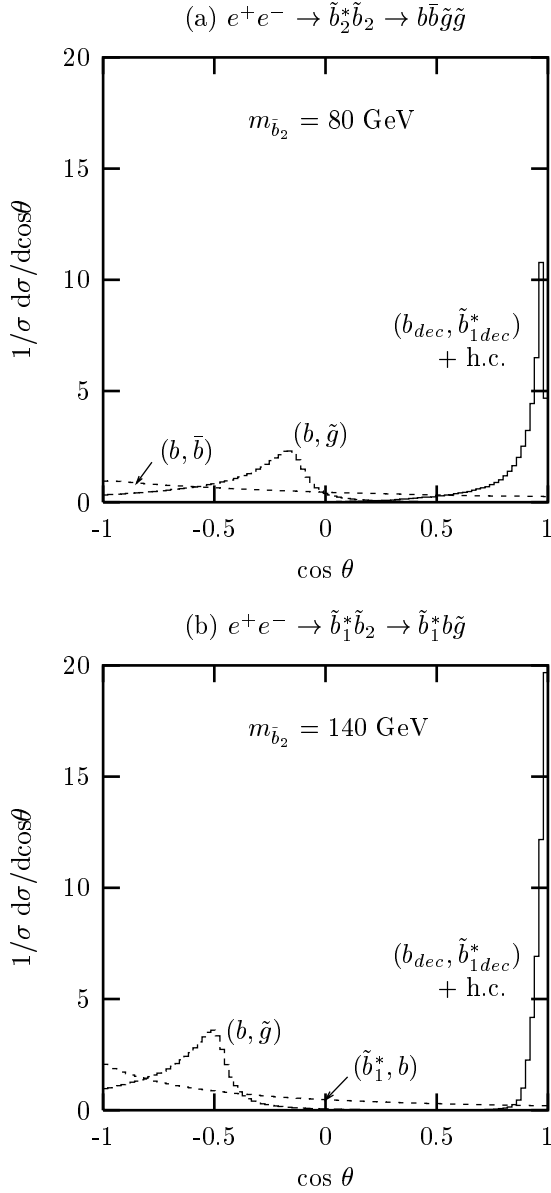


FIG. 4: Opening angles between particle pairs in (a) pair production and (b) associated production at $\sqrt{s} = 207$ GeV. Particles marked with "dec" are gluino decay products. In (a) the $(b; \tilde{g})$ distribution shown is for b quarks and gluinos arising from the same \tilde{B}_2 . $(b; \tilde{g})$ arising from different \tilde{B}_2 and $(\tilde{g}; \tilde{g})$ have an identical distribution to that shown for $(b; b)$. In (b), $(\tilde{B}_1; \tilde{g})$ is not shown as it is the same as $(\tilde{B}_1; b)$.

background for this would be SM 3-jet events which we discuss in Section IV. On the other hand, pair production is naturally a 4-jet process where each jet can be tagged as a b quark. This would have significant background from any other heavy particles produced in pairs and decaying into dijets of b quarks. Searches for neutral Higgs bosons h^0 and A^0 that can satisfy this criteria have been done, and we discuss them in Section V.

IV. 3-JET BACKGROUND

The SM gluon radiation process: $e^+e^- \rightarrow q\bar{q}g$, $q = u; d; s; c; b$, constitutes the main 3-jet background for associated production. In particular, $e^+e^- \rightarrow b\bar{b}g$ could be an irreducible background as gluon jets and jets from light bottoms might not be distinguishable on a case-by-case basis.

We compare this background with associated production using the JADE jet-clustering algorithm [28]:

$$m_{ij} = \sqrt{(p_i + p_j)^2} > y_{\text{cut}} s \quad (14)$$

where p_i are the momenta of the final state partons and $0 < y_{\text{cut}} < 1$ is the jet resolution parameter. As long as $y_{\text{cut}} > m_g^2/s = 3.4 \times 10^{-3}$ for $\sqrt{s} = 207$ GeV and $m_g = 12$ GeV, the hadronic decay products of \tilde{g} and \tilde{B}_1 are clustered into single jets. We evaluate matrix elements at leading order and do not consider contributions to the SM 3-jet cross-section from final states with more than three partons. The renormalization scale is set at $Q = \sqrt{s} = 207$ GeV with $\alpha_s(M_Z) = 0.118$.

Fig. 5 shows that $\sigma_{\tilde{B}_2}$ is a small fraction of the total SM 3-jet cross-section, though it increases in proportion as y_{cut} increases and the jets are required to be well-separated. It is unlikely to be visible as a generic excess in 3-jet production given that measurements of hadronic cross-sections at LEP II have errors of at least 0.2 pb [27]. However, if at least one jet is b -tagged and $(e^+e^- \rightarrow b\bar{b}g)$ is measured very accurately, then for \tilde{B}_2 lighter than 140 GeV an excess might be observable at higher y_{cut} values.

If two jets out of three are required to have b tags then their total invariant mass can also be studied as in Fig. 6. The total invariant mass of the $b\bar{b}$ quark

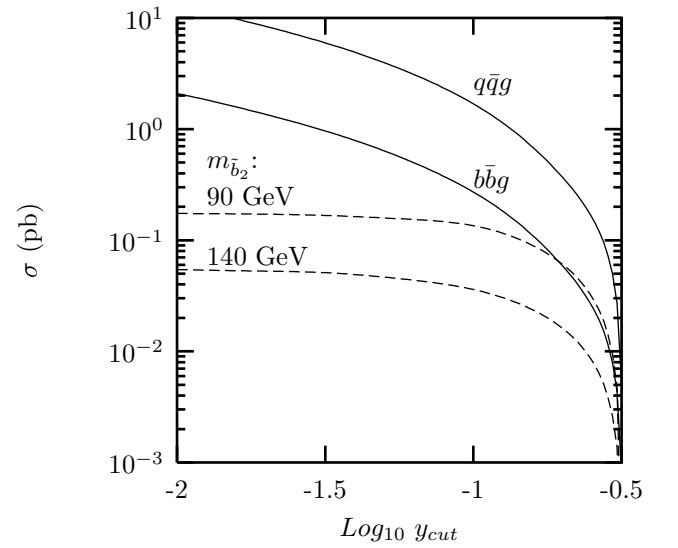


FIG. 5: Associated production (dashed lines) compared to SM 3-jet cross-sections versus y_{cut} at $\sqrt{s} = 207$ GeV.

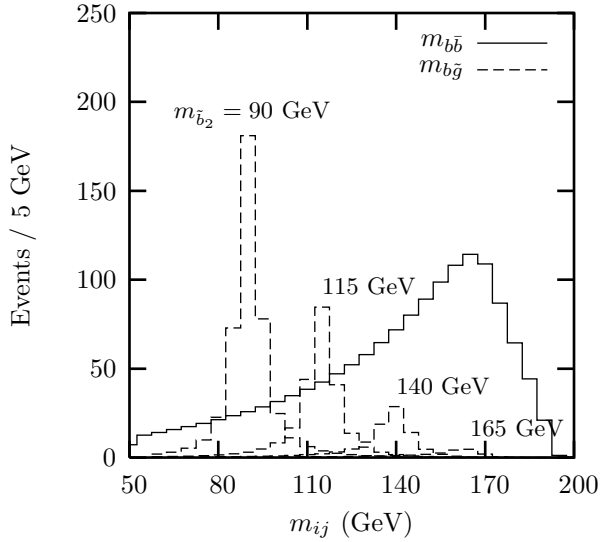


FIG. 6: The invariant mass of two b tagged jets can be reconstructed to observe excesses. Dashed lines show associated production and the solid line bbg for $\log_{10} Y_{\text{cut}} = 1.2$. Tagging efficiencies for b quarks are not applied here. Events are shown for the total integrated luminosity recorded by the four LEP collaborations at $\sqrt{s} = 183$ GeV.

and gluino (which appears as a b -like jet) gives rise to a clear resonance around $m_{\tilde{B}_2}$. This would allow direct observation of a \tilde{B}_2 , and should be the preferred method of study.

The differential cross-section for bbg events increases with the invariant mass, m_{bb} , while the resonance in \tilde{B}_2 rapidly gets smaller as \tilde{B}_2 gets heavier. This is natural as gluon radiation from quark pairs is higher for softer gluons, which in turn implies a higher total invariant mass for the bb pair. To estimate the discovery region we calculate both signal (S) and background (B) events in the mass window $M_{bb} = m_{\tilde{B}_2} - M$ where M_{bb} is the invariant mass of the b tagged jets and $M = m_{\tilde{B}_2}$. The b tagging efficiency ϵ_b is taken to be 65%, from B_b studies at LEP II [29]. Mistag probabilities are assumed to be small and not included in the analysis. We also use $\log_{10} Y_{\text{cut}} = 1.2$ which is found to maximize the significance $S = \sqrt{B}$. The N discovery region is defined as

$$\frac{S}{S + B} \geq N \quad (15)$$

Calculating events using the entire integrated luminosity recorded for $\sqrt{s} = 183$ GeV, we find that for $\beta_b = 0.39$, \tilde{B}_2 masses up to 123 (136) GeV can be discovered at the 5 (3) level. For $\beta_b = 0.30 - 0.45$, the upper limits for discovery are $m_{\tilde{B}_2} = 110 - 129$ GeV (5) and $m_{\tilde{B}_2} = 125 - 140$ GeV (3). Since S and B are $\propto \epsilon_b^2$, the significance is $\propto \epsilon_b$ and better b tagging efficiencies can improve the upper limits. However we have not included effects of Gaussian smearing of pair invariant mass measurements, which might reduce the significance.

We note that the associated process also receives an irreducible SUSY background as the $\tilde{B}_1 b g + h.c.$ final state is possible even if the heavy sbottom is absent. This has been studied in the context of Z decay [13]. However, its kinematics are very different from the same state produced by \tilde{B}_2 decay, and it should have little effect on the overall background. In Fig. 6 it would appear as an approximately uniform distribution of 5 events/5 GeV, which is insignificant compared to the bbg background.

V. SEARCHES FOR $e^+e^- \rightarrow h^0 A^0$

At leading order $e^+e^- \rightarrow h^0 A^0$ proceeds only through the virtual Z channel. The relevant coupling is

$$Z h^0 A^0 / g_w \cos(\alpha) \quad (16)$$

where α is the mixing angle between neutral CP-even Higgs bosons. This is comparable to the heavy sbottom coupling $Z \tilde{B}_2 \tilde{B}_2 / g_w (\sin^2 \beta - \frac{2}{3} \sin^2 \theta_W)$ in Eqn. 5. However production of $\tilde{B}_2 \tilde{B}_2$ pairs is somewhat higher as it also takes place through the γ channel and receives an extra factor of 3 from summing over final-state colors.

Being scalars, both pairs of particles are produced with the same angular distribution. Searches for $h^0 A^0$ production [26] have been done along the diagonal $m_{h^0} = m_{A^0}$, which makes them kinematically identical to \tilde{B}_2 pair production. The final states searched for are $bbbb$, $bb^+ b^-$ or $b^+ b^-$ as $h^0 A^0$ decay mainly into b or τ pairs in the parameter space where they are approximately equimassive. Therefore, the $4b$ channel can be used to place limits on \tilde{B}_2 pair production as the latter leads to $4b$ favored jets in the final state.

Cross-sections for the two processes are compared in Fig. 7. The $h^0 A^0$ cross-section is called σ_{hA} . We simply maximize this by setting $\cos(\alpha) = 1$ and $\text{Br}(h^0 A^0 \rightarrow bb) = 1$. The parameters used in the experimental study were similar or lesser. We find that σ_{hA} is 1.8 - 2.3 times higher than Higgs production for $\beta_b = 0.45 - 0.3$. If the more typical branching ratios $\text{Br}(h^0 \rightarrow bb) = 0.94$ and $\text{Br}(A^0 \rightarrow bb) = 0.92$ are used then σ_{hA} is effectively 2.1 to 2.6 times higher. However that could be offset if \tilde{B}_2 has a branching ratio into bg near its lower limit of around 0.9 in this mass range (see Fig. 1).

Experimental searches for $h^0 A^0$ have used approximately 870 pb⁻¹ of combined integrated luminosity, with center-of-mass energies between 200 and 209 GeV. Only OPAL has seen a significant excess in the $4b$ -jet channel, which is at the 2 level at $(m_{h^0}, m_{A^0}) = (93, 93)$ GeV. This does not appear in other experiments, though it cannot be ruled out statistically. No excess in this channel seems to have been observed by any experiment below 90 GeV which is approximately the quoted lower limit at 95% confidence for Higgs masses. Since the pair cross-section is higher than that for $h^0 A^0$, this should simultaneously rule out heavy sbottoms lighter than 90 GeV in the LSLG scenario.

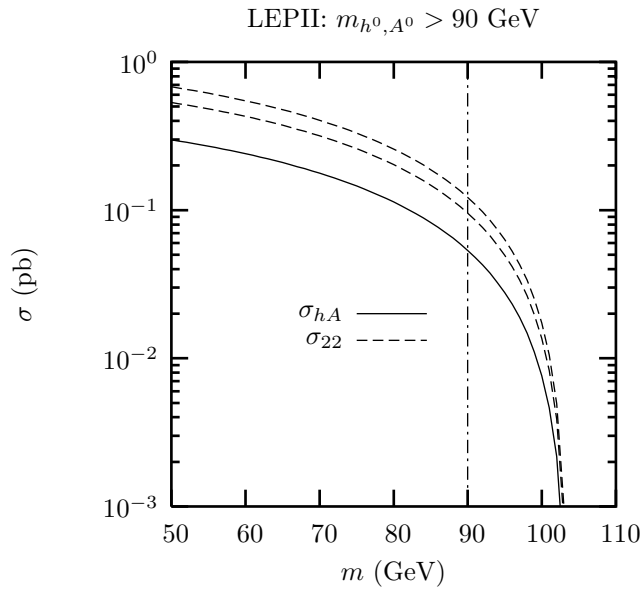


FIG. 7: Comparison between σ_{hA} and σ_{22} at $\sqrt{s} = 207$ GeV, versus $m = m_{h^0} = m_{A^0} = m_{B_2}$. Upper and lower limiting curves for σ_{22} are obtained for $j_b j = 0.30, 0.45$ respectively.

There are some equalizations to this analysis. First, B_2 has a much larger width in absolute terms than h^0 or A^0 , and that seems to have been a significant factor in the $h^0 A^0$ searches at LEP. However, since σ_{22} is larger, it is likely that any excess would have been observed and the 90 GeV lower limit is approximately correct. Secondly, if very low values of y_{cut} (below $m_g^2 = s$) were used in the LEP searches, then the above analysis might not hold.

VI. CONCLUSIONS

We have shown that the heavy sbottom eigenstate decays dominantly into $b\bar{b}$ pairs in the light sbottom and

light gluino scenario. Pair and associated production of B_2 at LEP II have been studied and found to be naturally described as 4-jet and 3-jet processes respectively. Their cross-sections and raw event rates have been calculated and associated production is found to be small and obscured by the large SM 3-jet background for large values of B_2 mass. However, we find that 5 σ discovery of a B_2 is possible using 3-jet data provided $m_{B_2} = 110 - 129$ GeV, for $j_b j = 0.30 - 0.45$. The corresponding 3 σ limits are $m_{B_2} = 125 - 140$ GeV. We recommend a search as far as possible. While invariant masses reconstructed from b -tagged jet pairs might be the most direct way to do this, single b -tagged events can also be useful if the cross-sections are measurable to a high accuracy.

We also find that B_2 pair production is similar to production of neutral MSSM Higgs bosons decaying into $b\bar{b}$ pairs, which have been extensively searched for by the four LEP collaborations. Minor excesses, though inconclusive, seen in the 4 b -jet channel for masses ~ 93 GeV provide further motivation for a detailed study of 3-jet events. We show that B_2 should be heavier than about 90 GeV as no excess has been reported below this value.

VII. ACKNOWLEDGEMENTS

I would like to thank Prof. D.A. Dicus for useful discussions and help given throughout the course of this work. This work was supported in part by the United States Department of Energy under Contract No. DE-FG 03-93ER 40757.

Note: A paper by E.L. Berger, J. Lee and T.M.P. Tait (hep-ph/0306110) that also covers associated production in this scenario, using the jet cone algorithm, appeared independently on the internet a few days before this one.

-
- [1] H.E. Haber and G.L. Kane, Phys. Rept. 117, 75 (1985).
 - [2] M. Carena, S. Heinemeyer, C.E. Wagner and G. Weiglein, Phys. Rev. Lett. 86, 4463 (2001), hep-ph/0008023.
 - [3] E.L. Berger, B.W. Harris, D.E. Kaplan, Z. Sullivan, T.M. Tait and C.E. Wagner Phys. Rev. Lett. 86, 4231 (2001), hep-ph/0012001.
 - [4] CDF Collaboration, F. Abe et al, Phys. Rev. Lett. 71, 500 (1993); 79, 572 (1997); 75, 1451 (1995); D0 Collaboration, B. Abbott et al, Phys. Lett. B 487, 264 (2000); D0 Collaboration, B. Abbott et al, Phys. Rev. Lett. 85, 5068 (2000).
 - [5] M. Cacciari and P. Nason, Phys. Rev. Lett. 89, 122003 (2002), hep-ph/0204025.
 - [6] J. Chyla JHEP 03, 042 (2003), hep-ph/0303179.
 - [7] A. Dedes and H.K. Dreiner JHEP 06, 006 (2001), hep-ph/0009001.
 - [8] P. Janot hep-ph/0302076.
 - [9] ALEPH, A. Heister et al, hep-ex/0305071.
 - [10] E.L. Berger, Int. J. Mod. Phys. A 18, 1263 (2003), hep-ph/0201229.
 - [11] C.-W. Chiang, Z. Luo and J.L. Rosner, hep-ph/0207235.
 - [12] R. Mahotra and D.A. Dicus, Phys. Rev. D 67, 097703 (2003), hep-ph/0301070.
 - [13] K. Cheung and W.-Y. Keung, Phys. Rev. D 67, 015005, hep-ph/0207219.
 - [14] Z. Luo, hep-ph/0301051.
 - [15] K. Cheung and W.-Y. Keung, Phys. Rev. Lett. 89, 221801 (2002).
 - [16] J. Cao, Z. Xiong and J. Yang, Phys. Rev. Lett. 88, 111802 (2002).
 - [17] G.-C. Cho, Phys. Rev. Lett. 89, 091801 (2002), hep-ph/0204348.
 - [18] Z. Luo and J.L. Rosner, hep-ph/0306022.
 - [19] S. Baek, Phys. Lett. B 541, 161 (2002), hep-ph/0205013.

- [20] A. Bartl, W. Majerotto and W. Porod, *Z. Phys. C* 64, 499 (1994).
- [21] K. Hagiwara et al [Particle Data Group Collaboration], *Phys. Rev. D* 66, 010001 (2002).
- [22] J. Rosiek, *Phys. Rev. D* 41, 3464 (1990); hep-ph/9511250.
- [23] LEP SUSY Working Group, Note LEPSUSYWG/02-02.1.
- [24] ALEPH, DELPHI, L3 and OPAL Collaborations, *Phys. Lett. B* 565, 61 (2003); hep-ex/0306033.
- [25] S. P. Martin, hep-ph/9709356.
- [26] LEP Higgs Working Group, hep-ex/0107030.
- [27] LEP Electroweak Working Group, Report No. LEPEWWG/2003-01.
- [28] JADE Collaboration, S. Bethke et al., *Phys. Lett. B* 213, 235 (1988).
- [29] ALEPH Collaboration, *Eur. Phys. J. C* 12, 183 (2000); ALEPH, 99-018 CONF 99-013, March 1999; DELPHI, 2000-038 CONF 356, March 2000; L3 Collaboration, *Phys. Lett. B* 485, 71 (2000); OPAL Collaboration, *Eur. Phys. J. C* 16, 41 (2000); DELPHI Collaboration, *Eur. Phys. J. C* 11, 383 (1999).