


BEAUTY PRODUCTION AT HERA

K.H. KLIMEK

*Institute of Experimental Physics, Hamburg University,
Luruper Chaussee 149, 22671 Hamburg, Germany*



The results of measurement of beauty quark production at HERA performed by the H1 and ZEUS collaborations are presented. Total cross sections and the differential cross sections have been measured in both the photoproduction and the deep inelastic scattering regimes. The results are compared with the NLO QCD calculations.

1 Introduction

Measurement of the production of heavy quarks can be used to probe Quantum Chromodynamics (QCD) and to understand the structure of the proton and photon. The large beauty (b) quark mass provides a hard scale that ensures perturbative QCD (pQCD) is applicable and makes such calculations more reliable than for light quarks. Additionally, the production of b quarks is a source of background for many searches for new physics at existing and future experiments. However, for most measurements, the measured b -production cross section lies significantly above QCD expectations calculated up to next-to-leading order (NLO) in the strong coupling constant, α_s .

Experimental procedures rely on signatures or features characteristic of b production and decay. One of them is a measurement of the transverse momentum, p_T^{rel} , of the muon produced in the semi-leptonic decay with respect to the axis of the closest jet. The fact that this spectrum is harder for b quarks than for c or light quarks allows a statistical separation of the signal and the background. Also used in the signal extraction is a lifetime measurement provided by silicon vertex detectors. A further method used in this paper is tagging of both D^* mesons and muons coming from the b decays. This method is sensitive in the region of low b quark transverse momentum and has a low background in the case where the D^* and muon have opposite charge and lie in similar region of phase space.

The results obtained at HERA are reviewed for the photoproduction ($Q^2 \sim 0$, where Q^2 is the exchanged photon virtuality) and Deep Inelastic Scattering (DIS: $Q^2 > 1 \text{ GeV}^2$) regions.

2 Open Beauty in Photoproduction

For photoproduction, where the exchanged photon has small Q^2 , the hadronic structure of the photon can be revealed (resolved photon). Therefore photoproduction at HERA is similar to a hadron collider and supplies complementary information. Using an integrated luminosity of 15 pb^{-1} the H1 collaboration used both p_T^{rel} and lifetime information to measure the total visible cross section in the reaction with a muon μ in the final state¹. For the kinematic range $Q^2 < 1 \text{ GeV}^2$, $0.1 < y < 0.8$, $p_T^\mu > 2 \text{ GeV}$, $35^\circ < \theta^\mu < 130^\circ$ the result is $\sigma(ep \rightarrow b\bar{b}X \rightarrow \mu X) = 160 \pm 16 \text{ (stat.)} \pm 29 \text{ (syst.) pb}$. The NLO QCD prediction, using the calculation implemented in the program FMNR² with the Peterson fragmentation function³ is $54 \pm 9 \text{ pb}$, where the error corresponds to the uncertainties due to variation of the renormalisation and factorisation scale, and to the fragmentation. The NLO QCD prediction is well below the data.

The ZEUS experiment has measured differential cross sections of beauty photoproduction using events with at least two jets and a muon in the final state⁴. The fraction of events from b decays has been extracted using the p_T^{rel} method. The kinematic region is defined by $Q^2 < 1 \text{ GeV}^2$, $0.2 < y < 0.8$, $p_T^{\text{Jet1(2)}} > 7(6) \text{ GeV}$, $|\eta^{\text{Jet1(2)}}| < 2.5$, $p_T^\mu > 2.5 \text{ GeV}$ and $-1.6 < \eta^\mu < 2.3$.^a Figure 1 shows a comparison between the measured differential cross section as a function of a p_T^μ and a NLO QCD calculation. The QCD prediction was calculated using the FMNR program with the hadronisation modeled by a Peterson function and the spectrum of the semi-leptonic muon momentum taken from JETSET⁵. The bands around the NLO prediction show the results obtained by varying the b quark mass and the renormalisation and factorisation scales. The measured cross sections are a factor 1.4 larger than the central NLO prediction but compatible with it within the experimental and theoretical uncertainties. In addition, a dijet cross section $\sigma(ep \rightarrow b\bar{b}X \rightarrow \text{jet jet } X)$ has been determined using PYTHIA⁵ to extrapolate to the unmeasured part of the muon kinematics and to correct for the branching ratio. For this measurement a different data sample has been used with looser cuts on the transverse momentum of the muon at large pseudorapidities. The result is $\sigma^{\text{dijet}} = 733 \pm 61 \pm 104 \text{ pb}$ while the NLO QCD prediction is $381_{-78}^{+117} \text{ pb}$, which is a factor of two below the data. In the same kinematic range the differential cross section as a function of x_γ^{meas} , which measures the fraction of the photon energy that takes part in the hard interaction, was calculated and is shown in Fig. 1 together with the NLO QCD prediction described above. A clear contribution from the resolved photon component ($x_\gamma \ll 1$) is seen and the agreement between the data and NLO QCD is comparable for the resolved and direct photon components.

3 Open Beauty in DIS

The ZEUS collaboration has measured differential cross sections as a function of Q^2 and x for b production in DIS, using the p_T^{rel} method. Events were selected by requiring the presence of at least one muon in the final state and at least one jet in the Breit frame^b. A total visible cross section of $\sigma(ep \rightarrow e b\bar{b}X \rightarrow e \text{ jet } \mu X) = 38.7 \pm 7.7_{-5.0}^{+6.1} \text{ pb}$ was measured in the kinematic region defined by: $Q^2 > 2 \text{ GeV}^2$, $0.05 < y < 0.7$, $p_T^\mu > 2 \text{ GeV}$, $30^\circ < \theta^\mu < 160^\circ$ and one jet in the Breit frame with $E_T^{\text{Breit}} > 6 \text{ GeV}$ and $-2 < \eta^{Lab} < 2.5$. This result has been compared with a NLO QCD calculation implemented in the HVQDIS program⁶, after folding the b quark momentum

^a $\eta = -\ln(\tan \theta/2)$ is the pseudorapidity, where θ is the polar angle measured with respect to the proton beam direction.

^bIn the Breit frame, defined by $\vec{\gamma} + 2x\vec{P} = \vec{0}$, where $\vec{\gamma}$ is the momentum of the exchanged photon, x is the Bjorken scaling variable and \vec{P} is the proton momentum, a purely space-like photon and a proton collide head-on.

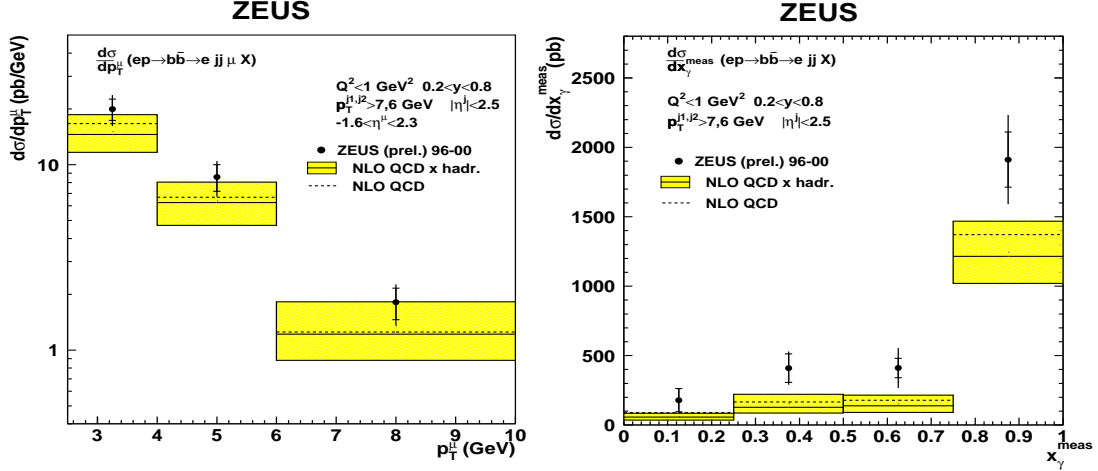


Figure 1: Differential cross section of beauty photoproduction as a function of the muon transverse momentum (left) and as a fraction of the photon momentum taking part in a hard process (right), compared with NLO QCD prediction.

spectrum with a Peterson fragmentation function and subsequently with a spectrum of the semi-leptonic muon momentum taken from JETSET⁵. The NLO QCD prediction is $28.1^{+5.3}_{-3.5}$ pb which agrees with the measured value within the uncertainties. The prediction of the MC program CASCADE⁸, which implements a calculation based on the CCFM evolution equations⁹ and uses a k_T -dependent gluon density, is 35 pb which is in good agreement with the measurement. In addition, the simulation gives a good description of the measured differential cross sections. The differential cross section as a function of Q^2 compared to the NLO calculation and CASCADE and RAPGAP⁷ MC generators is shown in Fig. 2.

The H1 collaboration measured the total visible cross section in the reaction with a muon in the final state¹ using both $p_T^{\mu, \text{el}}$ and lifetime information. The kinematic range is defined by $2 < Q^2 < 100 \text{ GeV}^2$, $0.05 < y < 0.7$ and $p_T^\mu > 2 \text{ GeV}$, $30^\circ < \theta^\mu < 160^\circ$, yielding $\sigma(ep \rightarrow b\bar{b}X \rightarrow \mu X) = 39 \pm 8 \text{ (stat.)} \pm 10 \text{ (syst.) pb}$. The NLO QCD prediction from HVQDIS is 11 ± 2 pb, where the error corresponds to the uncertainties due to variation of the renormalization or factorization scale, and to the fragmentation. The NLO QCD prediction is well below the data. The prediction from the CASCADE MC is 15 pb and also underestimates the measurement.

4 $D^* - \mu$ Correlations

Another method of separating charm and beauty contributions (the so-called “double-tag method”) exploits the angle and charge correlations of the D^* meson and of the muon from the reaction $ep \rightarrow e b\bar{b}X \rightarrow e D^* \mu X$. The most interesting is the configuration in which the muon and the D^* originate from the same parent B meson and lead to unlike-charge sign $D^* - \mu$ pairs produced in the same hemisphere.

Using the double-tag method and performing a likelihood fit on the kinematic distributions, the H1 collaboration has extracted the visible cross sections of beauty and charm production in the kinematic region defined by $p_T^{D^*} > 1.5 \text{ GeV}$, $|\eta^{D^*}| < 1.5$, $p_T^\mu > 1 \text{ GeV}$, $|\eta^\mu| < 1.74$ and $0.05 < y < 0.75$ ¹⁰. The measured values are respectively $\sigma^b = 380 \pm 120 \pm 130 \text{ pb}$ and $\sigma^c = 720 \pm 115 \pm 245 \text{ pb}$. The measurement is well above LO+parton shower MC expectations.

The ZEUS collaboration has performed a similar analysis optimising the selection for decays of b quarks¹¹. The beauty cross section, measured in a slightly different phase space ($p_T^{D^*} > 1.9 \text{ GeV}$, $|\eta^{D^*}| < 1.5$, $p_T^\mu > 1.4 \text{ GeV}$, $-1.75 < \eta^\mu < 1.3$), is $\sigma^b = 214 \pm 52^{+96}_{-84} \text{ pb}$. The result agrees with the H1 measurement after applying the same cuts. To compare the measured cross section with NLO QCD predictions of FMNR a photoproduction sample has been selected by applying

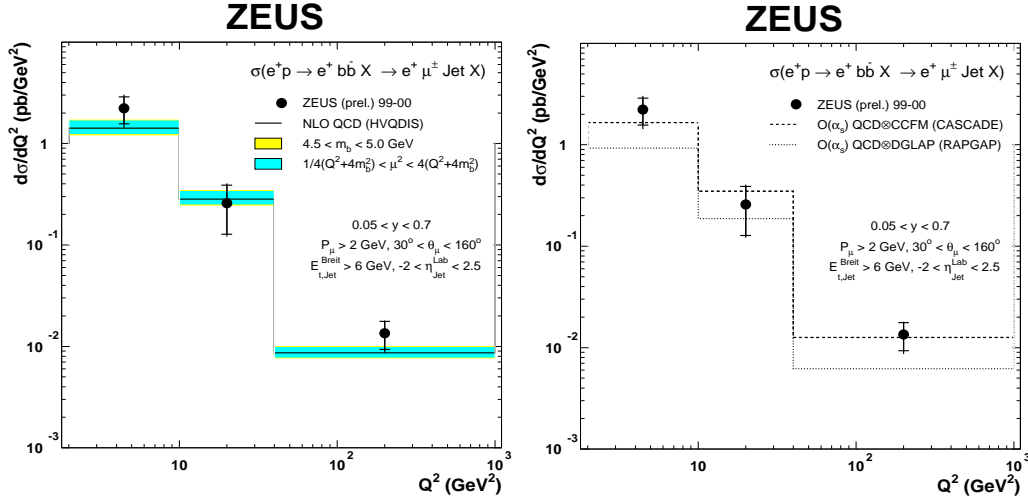


Figure 2: Differential cross section of beauty production in DIS as a function Q^2 compared to NLO QCD calculations (left) and to CASCADE and RAPGAP Monte Carlo generators (right).

the cuts $Q^2 < 1 \text{ GeV}^2$ and $0.05 < y < 0.85$. Additionally, the measurement has been restricted to a b quark rapidity range $\zeta^b < 1$ where the p_T and ζ^b distributions in the MC program used to extrapolate, agree with the respective FMNR spectra to within $\pm 15\%$. The result for the extrapolated cross section is $\sigma(\gamma p \rightarrow b(\bar{b})X) = 15.1 \pm 3.9^{+3.8}_{-4.7}$ nb, while the NLO prediction of FMNR is $5.0^{+1.7}_{-1.1}$ nb.

5 Summary and Outlook

The understanding of the b production mechanism still remains a big puzzle in QCD. A set of visible cross sections of beauty production have been measured at HERA, both in the photoproduction and DIS regimes. The comparison of the measurements and NLO QCD calculations varies from agreement within the experimental and theoretical uncertainties to significant discrepancies.

The HERA collider has started a new phase of operation at higher luminosities. The new H1 and ZEUS vertex detectors and tracking triggers will enhance the b -tagging capabilities and allow more precise and differential measurements to be made within the next few years.

References

1. H1 Coll., contrib. paper no. 979/982 to ICHEP2000, Osaka 2000.
2. S. Frixione, M. L. Mangano, P. Nason and G. Ridolfi, Phys. Lett. B **348** (1995) 633.
3. C. Peterson, D. Schlatter, L. Schmitt and P.M. Zerwas, Phys. Rev. D **27** (1983) 105.
4. ZEUS Coll., contrib. paper no. 785 to ICHEP2002, Amsterdam 2002.
5. T. Sjostrand, Comput. Phys. Commun. **82** (1994) 74; E. Norrbin and T. Sjostrand, Eur. Phys. J. C **17** (2000) 137.
6. B. W. Harris and J. Smith, Phys. Rev. D **57** (1998) 2806.
7. H. Jung, Comput. Phys. Commun. **86** (1995) 147.
8. H. Jung and G. P. Salam, Eur. Phys. J. C **19** (2001) 351; H. Jung, Comput. Phys. Commun. **143** (2002) 100.
9. M. Ciafaloni, Nucl. Phys. B **296** (1988) 49; S. Catani, F. Fiorani and G. Marchesini, Phys. Lett. B **234** (1990) 339; G. Marchesini, Nucl. Phys. B **445** (1995) 49.
10. H1 Coll., contrib. paper no. 1016 to ICHEP2002, Amsterdam 2002.
11. ZEUS Coll., contrib. paper no. 784 to ICHEP2002, Amsterdam 2002.